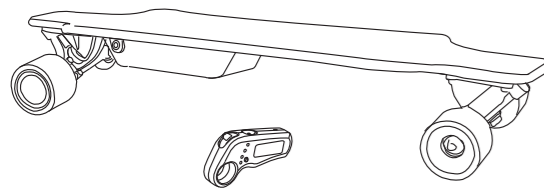


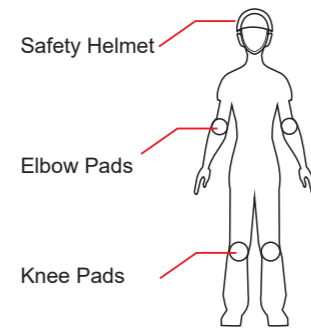
FREE-G-MAN

Mode:S22
Electric skateboard



User Manual

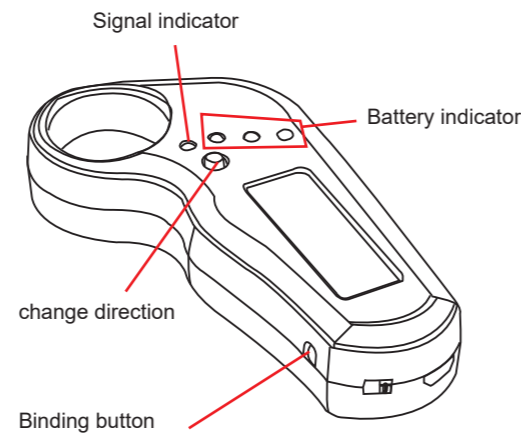
Precautions



WARNING

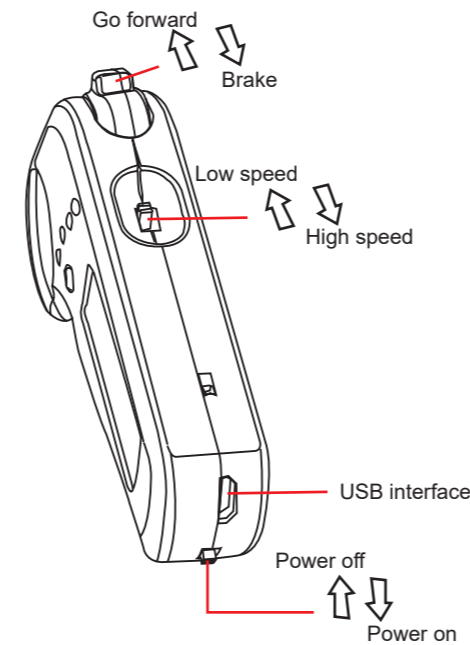
Wear safety gear and read this paper carefully before driving.
In low battery state, it will automatically switch to cruise mode. No high speed and high acceleration in low battery status.
Use drifting board before, Make sure that the electric skateboard is fully charged. Wear suitable protective gear.
Pay attention to the surrounding environment, as far as possible in a safe place to drive.
Please comply with local laws and regulations and use it in places where electric skateboard plates are allowed.

Remote control function

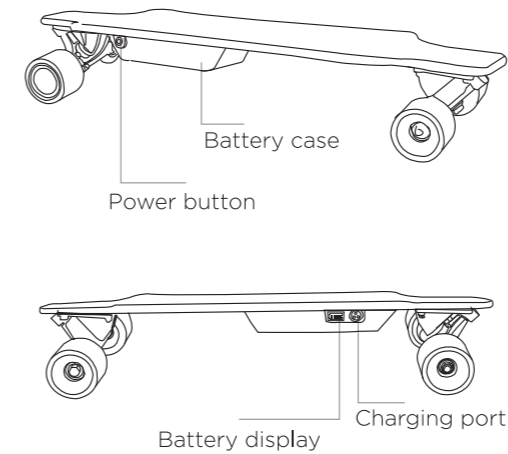


Binding button: Press for 2 seconds, 4 indicators will flash, switch on the skateboard, indicators stop flashing when connected successfully.
Signal indicator: Flashing when unconnected with skateboard, light on after connected.
Battery indicator: It displays the skateboard power after connected, remote controller power if unconnected.

Remote control function



Electric drifting board



WARNING

Don't move board until the beeps end (in first 5 seconds after the boot).
NO RIDING when recharging the machine or remote device.

Specifications

Capability	Mileage	10-15KM
	Top speed	30KM/H
Entire board	N.W.	7.5KG
	Size	920*240*140MM
Board	Material	7 layers maple
	Capacity	4400mAh
Battery	Type	36V Lithium battery
	Charging time	1.5-2 Hours
Motor	Type	90MM Hub Motor
	Power	350W x 2
Wheel	Material	PU
	Size	90*51MM
Remote	Capacity	400mAh
	Battery type	Lithium battery
Package	Charge time	2 Hours
	Size	980*300*185MM
	G.W.	8.8KG

Warning

This device complies with part 15 of the FCC Rules. Operation is subject to the condition that this device does not cause harmful interference (1) this device may not cause harmful interference, and (2) this device must accept any interference received, including interference that may cause undesired operation.
Any changes or modifications not expressly approved by the party responsible for compliance could void the user's authority to operate the equipment. NOTE: This equipment has been tested and found to comply with the limits for a Class B digital device, pursuant to Part 15 of the FCC Rules. These limits are designed to provide reasonable protection against harmful interference in a residential installation. This equipment generates, uses and can radiate radio frequency energy and, if not installed and used in accordance with the instructions, may cause harmful interference to radio communications. However, there is no guarantee that interference will not occur in a particular installation.
If this equipment does cause harmful interference to radio or television reception, which can be determined by turning the equipment off and on, the user is encouraged to try to correct the interference by one or more of the following measures:
-- Reorient or relocate the receiving antenna.
-- Increase the separation between the equipment and receiver.
-- Connect the equipment into an outlet on a circuit different from that to which the receiver is connected.
-- Consult the dealer or an experienced radio/TV technician for help.
The device has been evaluated to meet general RF exposure requirement. The device can be used in portable exposure condition without restriction.
Changes or modifications made to this equipment not expressly approved by (manufacturer name) may void the FCC authorization to operate this equipment
FCC ID: 2APBB-S22