



# Appendix B

## WCDMA Band2&4&5



## CONTENT

	Page
1. APPENDIX A: EFFECTIVE (ISOTROPIC) RADIATED POWER OUTPUT DATA.....	4
1.1. Test Result.....	4
2. APPENDIX B: PEAK-TO-AVERAGE RATIO.....	5
2.1. Test Result.....	5
2.2. For WCDMA band II.....	5
2.2.1. Test Mode = WCDMA/TM1.....	5
2.2.1.1. Test Channel = LCH.....	5
2.2.1.2. Test Channel = MCH.....	6
2.2.1.3. Test Channel = HCH.....	6
2.3. For WCDMA band IV.....	7
2.3.1. Test Mode = WCDMA/TM1.....	7
2.3.1.1. Test Channel = LCH.....	7
2.3.1.2. Test Channel = MCH.....	7
2.3.1.3. Test Channel = HCH.....	8
2.4. For WCDMA band V.....	8
2.4.1. Test Mode = WCDMA/TM1.....	8
2.4.1.1. Test Channel = LCH.....	8
2.4.1.2. Test Channel = MCH.....	9
2.4.1.3. Test Channel = HCH.....	9
3. MODULATION CHARACTERISTICS .....	10
3.1. For WCDMA.....	10
3.1.1. Test Band = WCDMA1900.....	10
3.1.1.1. Test Mode = UMTS/TM1.....	10
3.1.1.1.1. Test Channel = MCH.....	10
3.1.2. Test Band = WCDMA1700.....	11
3.1.2.1. Test Mode = UMTS/TM1.....	11
3.1.2.1.1. Test Channel = MCH.....	11
3.1.3. Test Band = WCDMA850.....	11
3.1.3.1. Test Mode = UMTS /TM1.....	11
3.1.3.1.1. Test Channel = MCH.....	11
4. APPENDIX C: 26DB BANDWIDTH AND OCCUPIED BANDWIDTH.....	12
4.1. Test Result.....	12
4.2. Test Plots.....	12



5.	APPENDIX D: BAND EDGE .....	17
4.1.	<i>Test Result</i> .....	17
4.2.	<i>Test Plots</i> .....	18
6.	APPENDIX E: CONDUCTED SPURIOUS EMISSION.....	21
5.1.	<i>Test Result</i> .....	21
5.2.	<i>Test Plots</i> .....	23
7.	FIELD STRENGTH OF SPURIOUS RADIATION .....	47
6.1.	<i>Test Band = WCDMA 1900</i> .....	47
6.1.1.	<i>Test Mode = UMTS/TM1</i> .....	47
6.1.1.1.	<i>Test Channel = LCH</i> .....	47
6.1.1.2.	<i>Test Channel = MCH</i> .....	47
6.1.1.3.	<i>Test Channel = HCH</i> .....	47
6.2.	<i>Test Band = WCDMA 1700</i> .....	48
6.2.1.	<i>Test Mode = UMTS/TM1</i> .....	48
6.2.1.1.	<i>Test Channel = LCH</i> .....	48
6.2.1.2.	<i>Test Channel = MCH</i> .....	48
6.2.1.3.	<i>Test Channel = HCH</i> .....	48
6.3.	<i>Test Band = WCDMA 850</i> .....	49
6.3.1.	<i>Test Mode = UMTS/TM1</i> .....	49
6.3.1.1.	<i>Test Channel = LCH</i> .....	49
6.3.1.2.	<i>Test Channel = MCH</i> .....	49
6.3.1.3.	<i>Test Channel = HCH</i> .....	49
8.	APPENDIX F: FREQUENCY STABILITY .....	50
7.1.	<i>Frequency Vs Voltage</i> .....	50
7.2.	<i>Frequency Vs Temperature</i> .....	51



## 1. Appendix A: Effective (Isotropic) Radiated Power Output Data

### 1.1. Test Result

Band	Channel	Power(dBm)	EIRP(dBm)	Limit(dBm)	Verdict
Band II	9262	22.74	25.74	33	PASS
Band II	9400	22.77	25.77	33	PASS
Band II	9538	22.77	25.77	33	PASS

Band	Channel	Power(dBm)	EIRP(dBm)	Limit(dBm)	Verdict
Band IV	1312	23.28	26.28	30	PASS
Band IV	1413	23.23	26.23	30	PASS
Band IV	1513	23.38	26.38	30	PASS

Band	Channel	Power(dBm)	ERP(dBm)	Limit(dBm)	Verdict
Band V	4132	23.29	24.14	38.5	PASS
Band V	4182	23.47	24.32	38.5	PASS
Band V	4233	23.40	24.25	38.5	PASS

**Note:**

a: For getting the ERP (Efficient Isotropic Radiated Power) in substitution method, the following formula should be taken to calculate it,

$$\text{EIRP [dBm]} = \text{SGP [dBm]} - \text{Cable Loss [dB]} + \text{Gain [dBi]}$$

$$\text{ERP [dBm]} = \text{SGP [dBm]} - \text{Cable Loss [dB]} + \text{Gain [dBd]}$$

b: SGP=Signal Generator Level



## 2. Appendix B: Peak-to-Average Ratio

### 2.1. Test Result

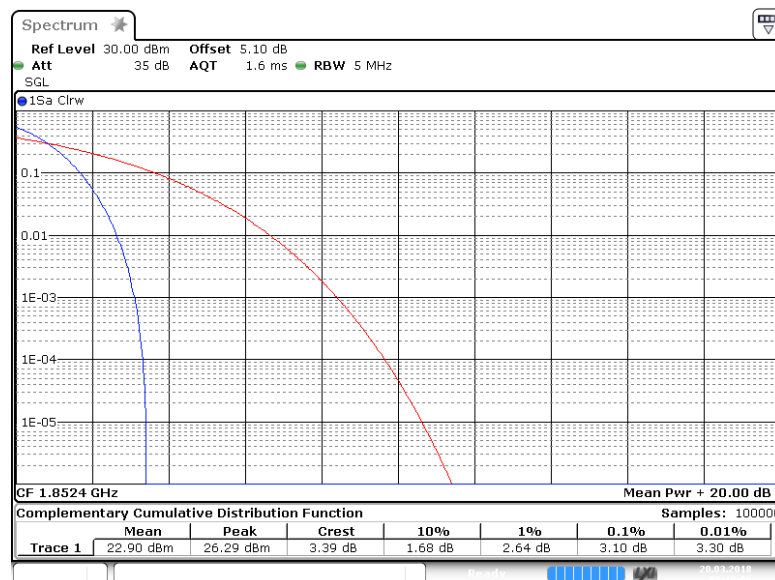
Band	Channel	Peak-to-Average Ratio(dB)	Limit(dBm)	Verdict
Band II	9262	3.10	13	PASS
Band II	9400	3.10	13	PASS
Band II	9538	3.10	13	PASS
Band IV	1312	2.90	13	PASS
Band IV	1413	2.90	13	PASS
Band IV	1513	2.90	13	PASS
Band V	4132	2.99	13	PASS
Band V	4182	2.99	13	PASS
Band V	4233	2.99	13	PASS

### Part II - Test Plots

## 2.2. For WCDMA band II

### 2.2.1. Test Mode = WCDMA/TM1

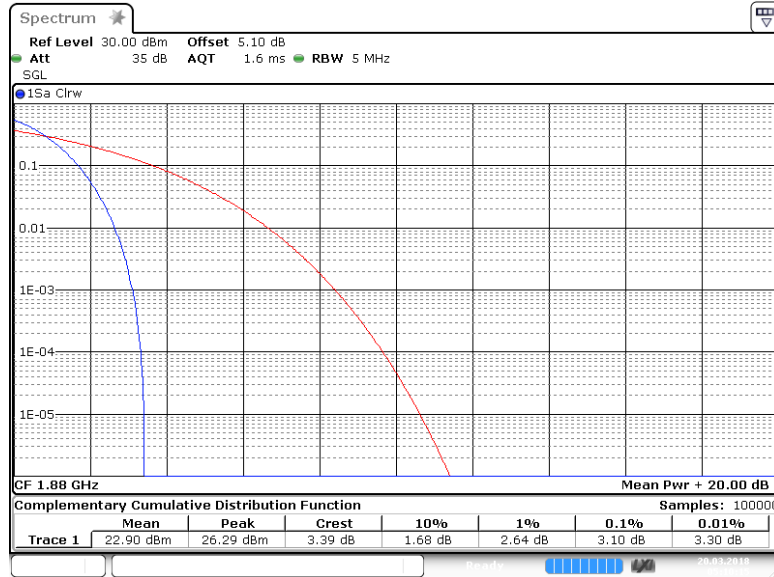
#### 2.2.1.1. Test Channel = LCH



Date: 20 MAR. 2018 05:10:06

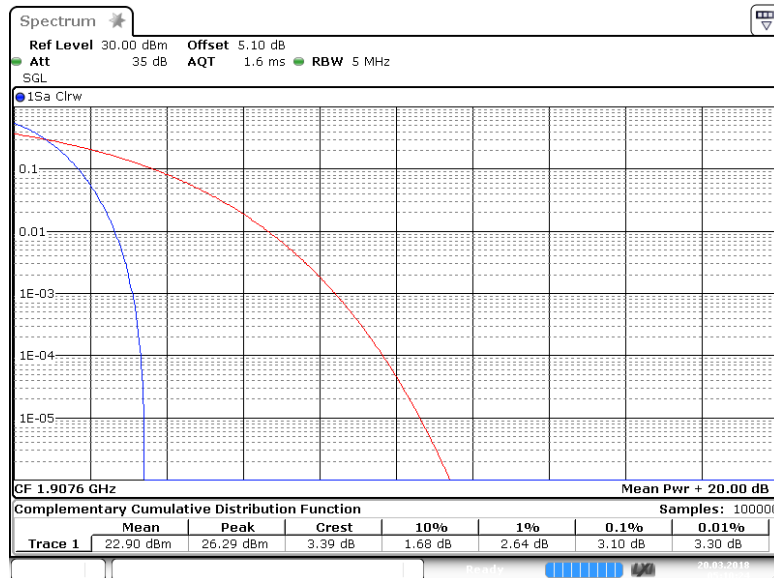


### 2.2.1.2. Test Channel = MCH



Date: 20 MAR 2018 05:10:15

### 2.2.1.3. Test Channel = HCH



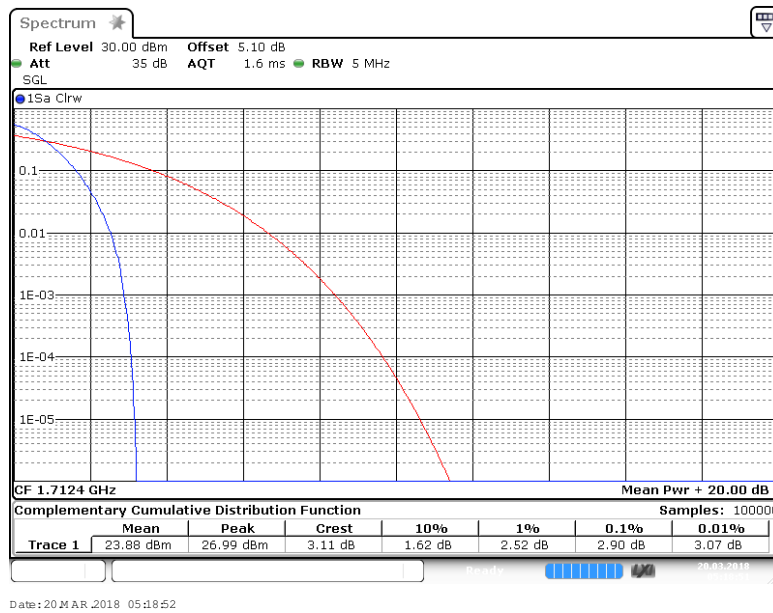
Date: 20 MAR 2018 05:10:24



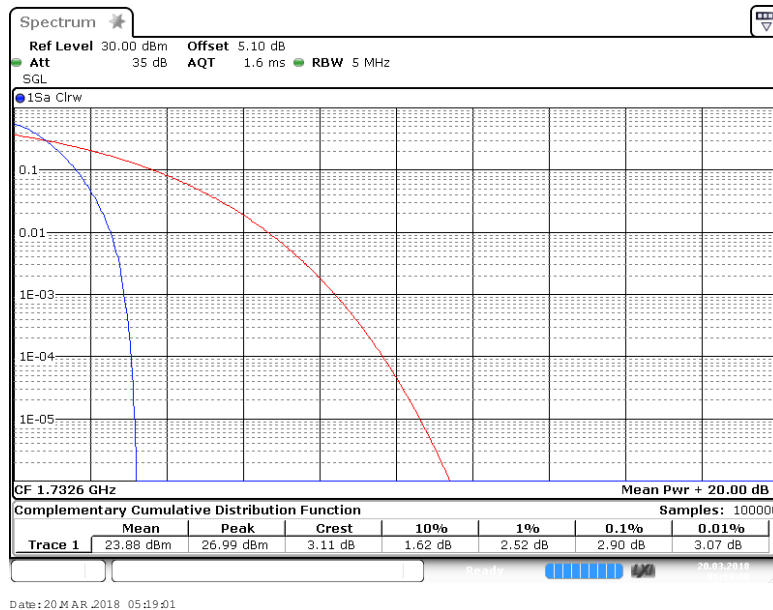
## 2.3. For WCDMA band IV

### 2.3.1. Test Mode = WCDMA/TM1

#### 2.3.1.1. Test Channel = LCH

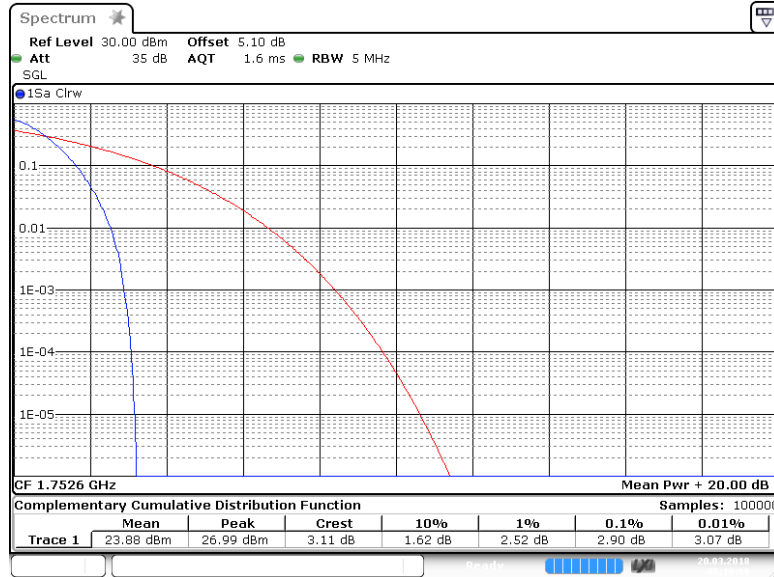


#### 2.3.1.2. Test Channel = MCH





### 2.3.1.3. Test Channel = HCH

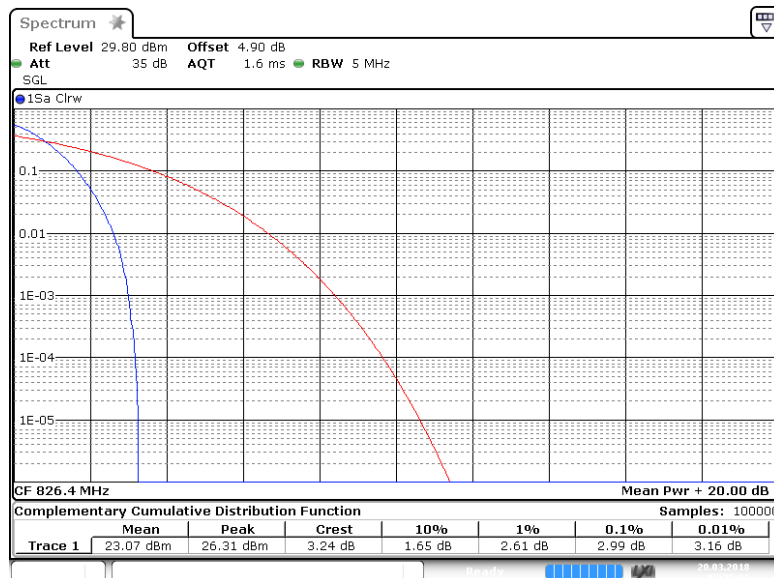


Date: 20 MAR 2018 05:19:10

## 2.4. For WCDMA band V

### 2.4.1. Test Mode = WCDMA/TM1

#### 2.4.1.1. Test Channel = LCH

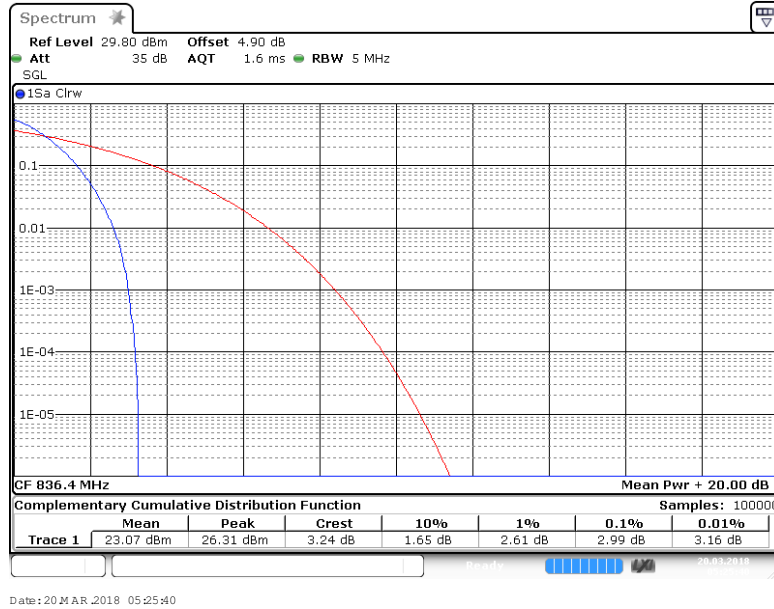


Date: 20 MAR 2018 05:25:31

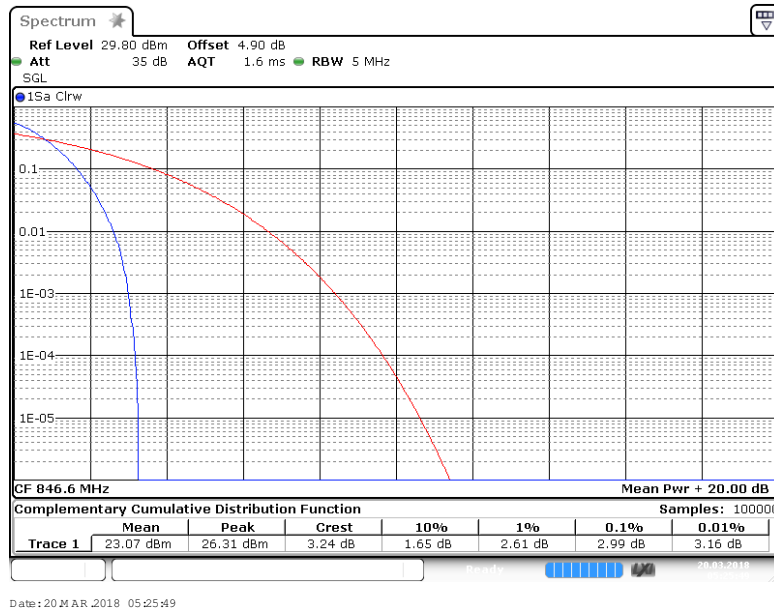




### 2.4.1.2. Test Channel = MCH



### 2.4.1.3. Test Channel = HCH





### 3. Modulation Characteristics

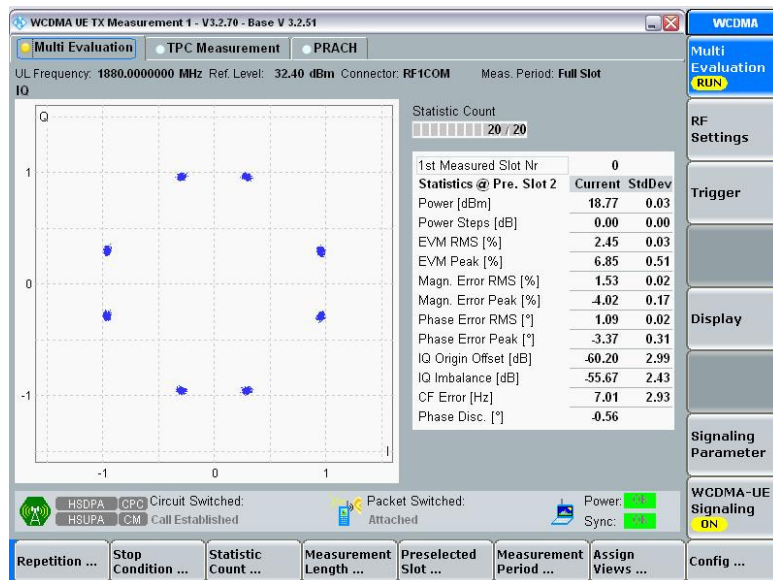
#### Part I - Test Plots

#### 3.1. For WCDMA

##### 3.1.1. Test Band = WCDMA1900

##### 3.1.1.1. Test Mode = UMTS/TM1

##### 3.1.1.1.1. Test Channel = MCH

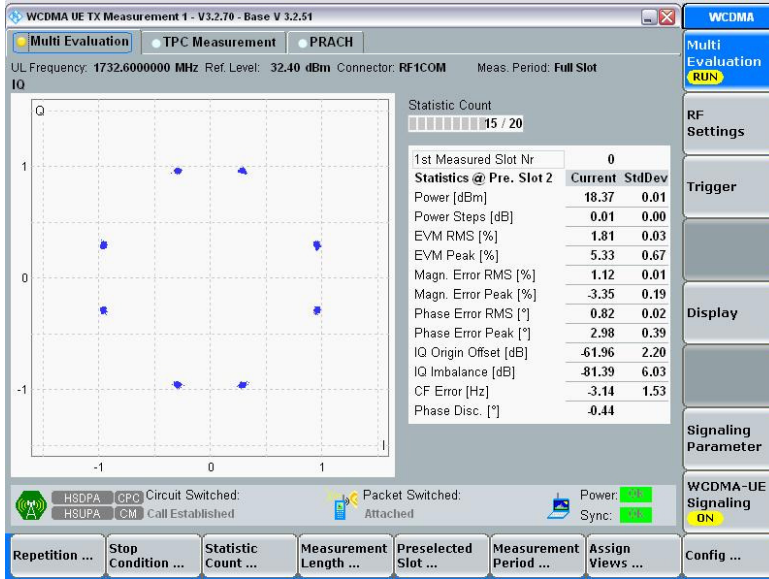




### 3.1.2. Test Band = WCDMA1700

#### 3.1.2.1. Test Mode = UMTS/TM1

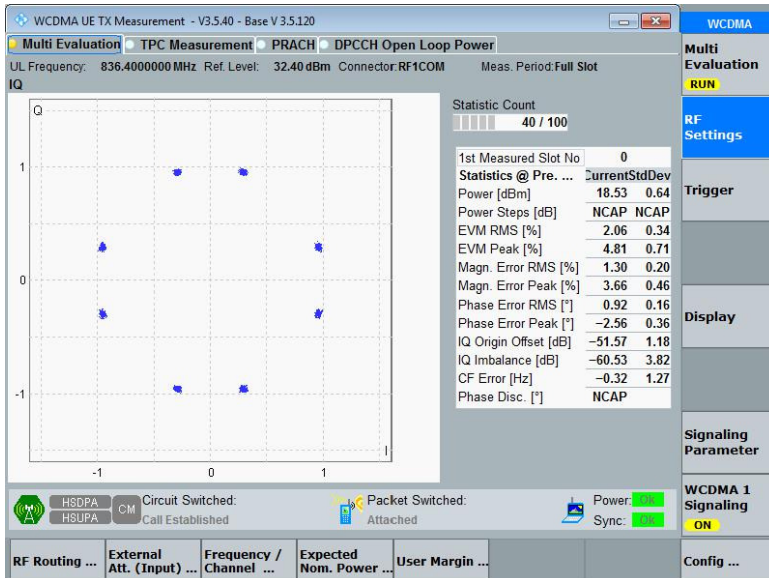
##### 3.1.2.1.1. Test Channel = MCH



### 3.1.3. Test Band = WCDMA850

#### 3.1.3.1. Test Mode = UMTS /TM1

##### 3.1.3.1.1. Test Channel = MCH



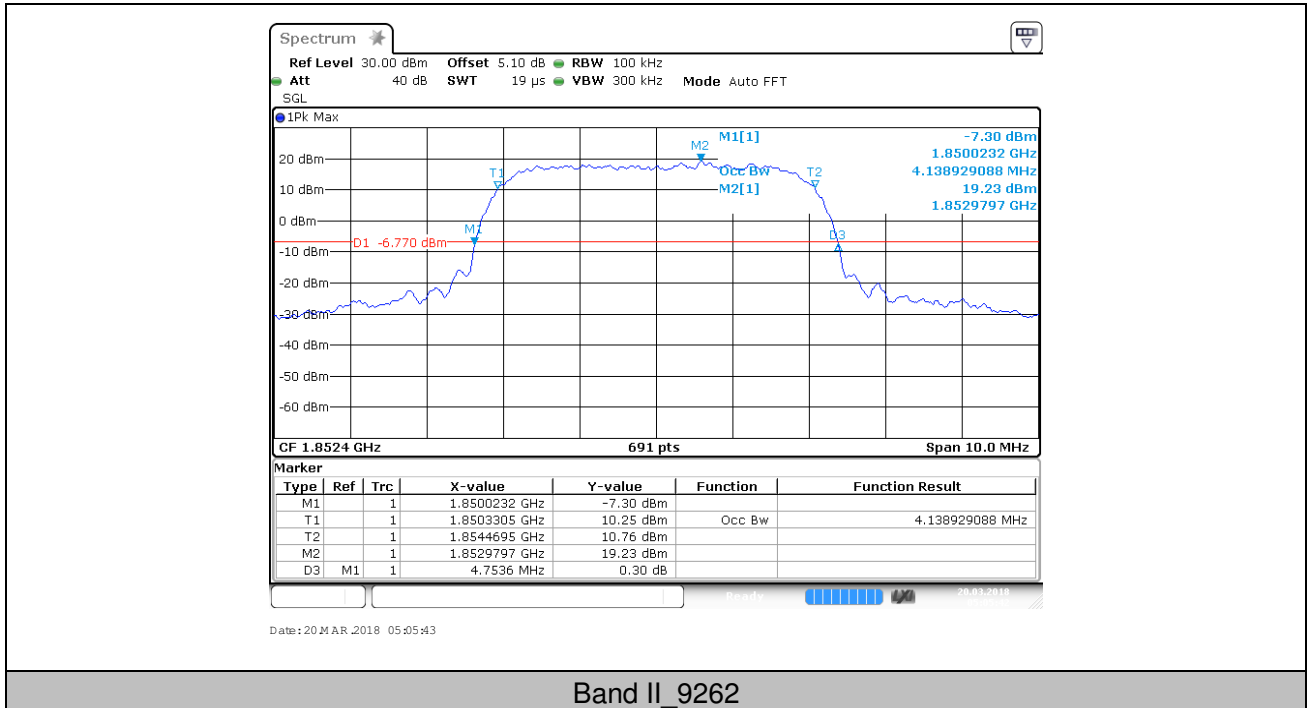


## 4. Appendix C: 26dB Bandwidth and Occupied Bandwidth

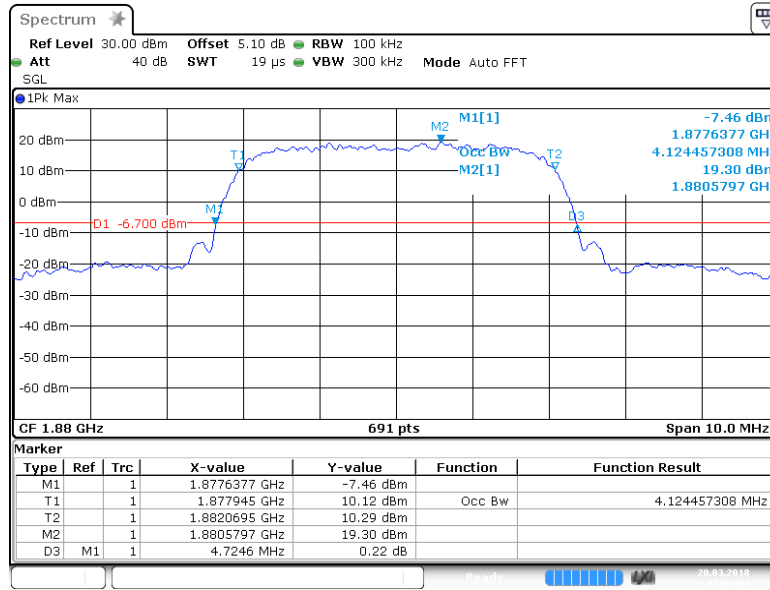
### 4.1. Test Result

Band	Channel	Occupied Bandwidth (kHz)	26dB Bandwidth (kHz)	Limit(kHz)	Verdict
Band II	9262	4138.9	4754	---	PASS
	9400	4124.5	4725	---	PASS
	9538	4124.5	4725	---	PASS
Band IV	1312	4124.4	4739	---	PASS
	1413	4124.5	4739	---	PASS
	1513	4124.5	4754	---	PASS
Band V	4132	4124.5	4739	---	PASS
	4182	4110.0	4696	---	PASS
	4233	4124.5	4754	---	PASS

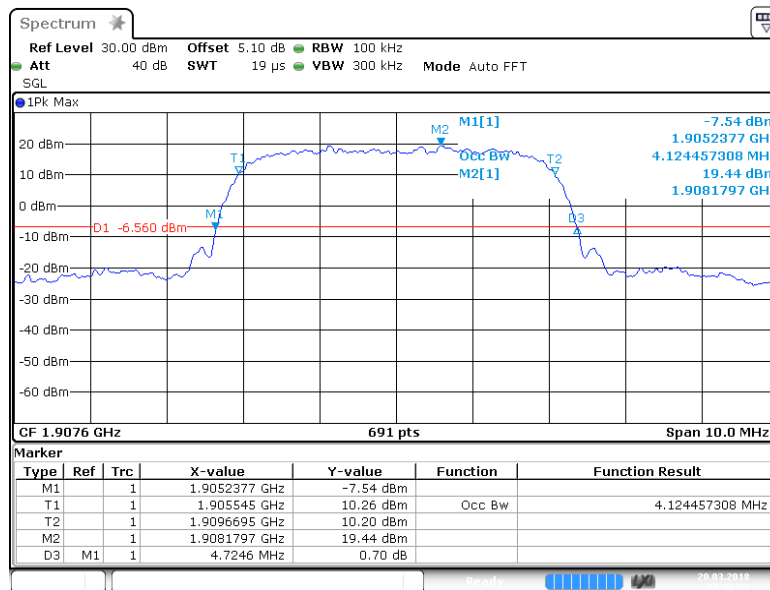
### 4.2. Test Plots



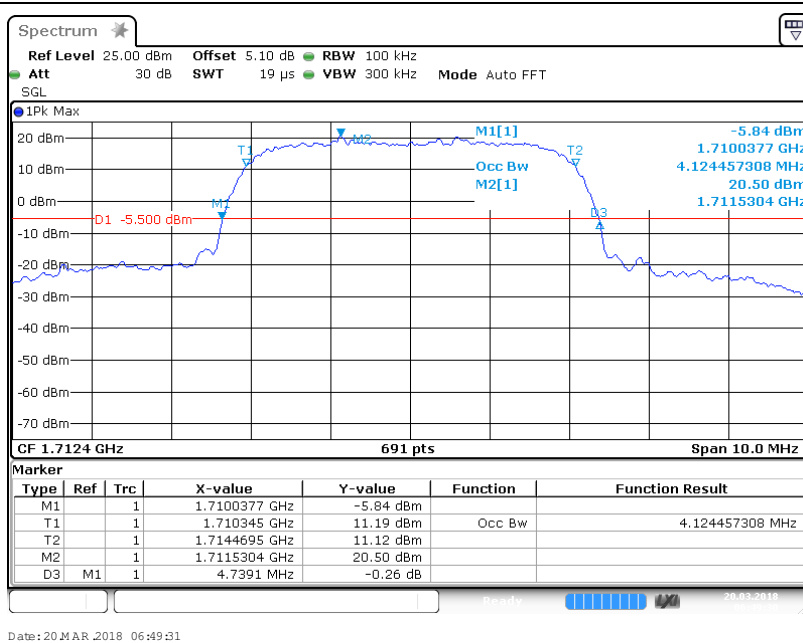
Band II\_9262



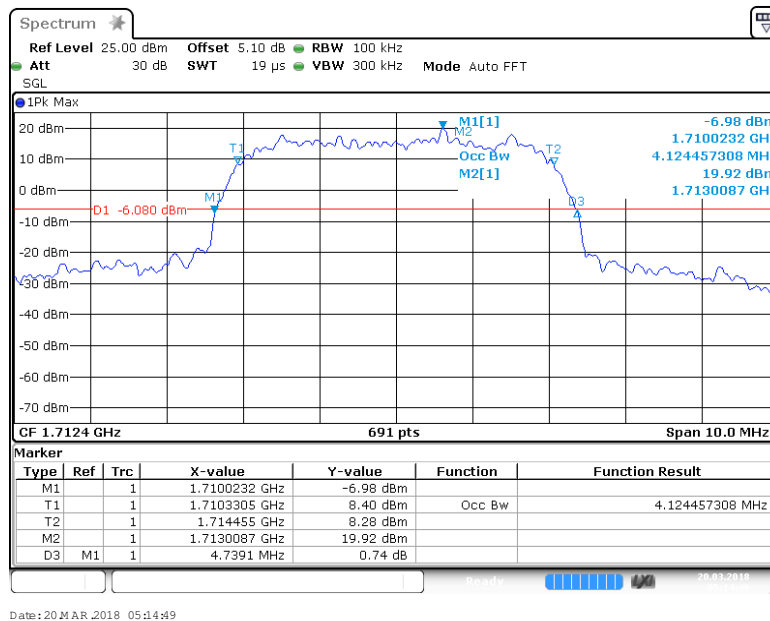
Band II\_9400



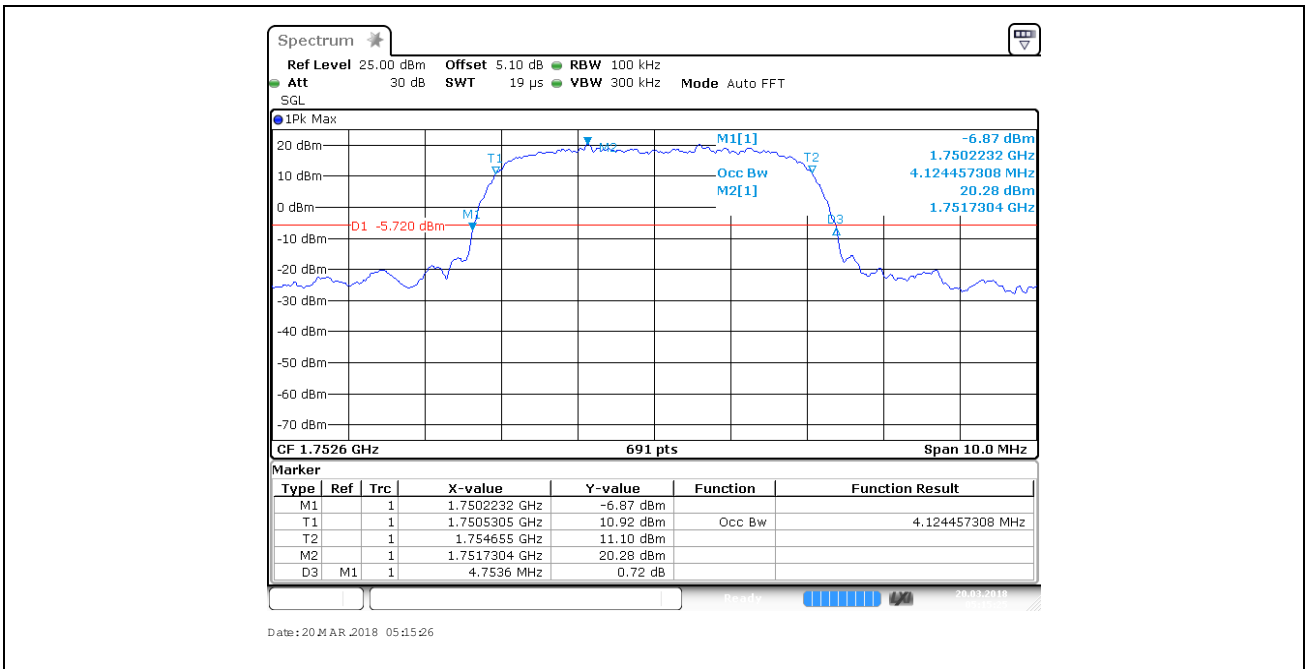
Band II\_9538



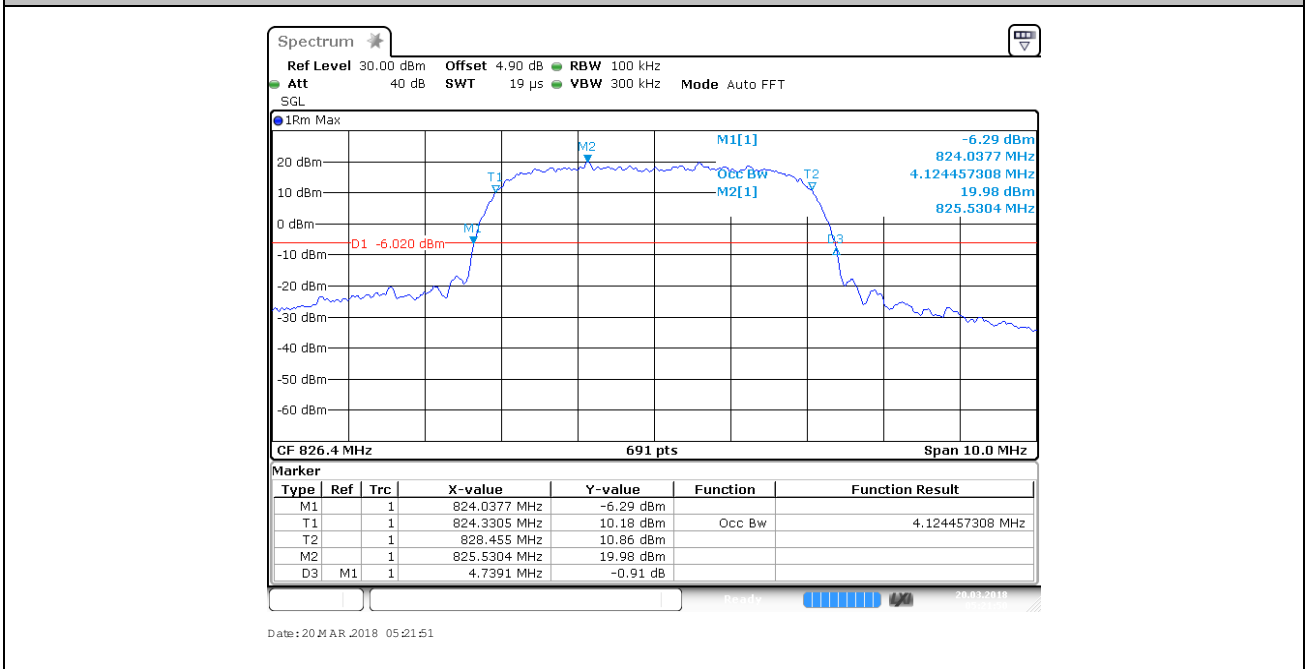
Band IV\_1312



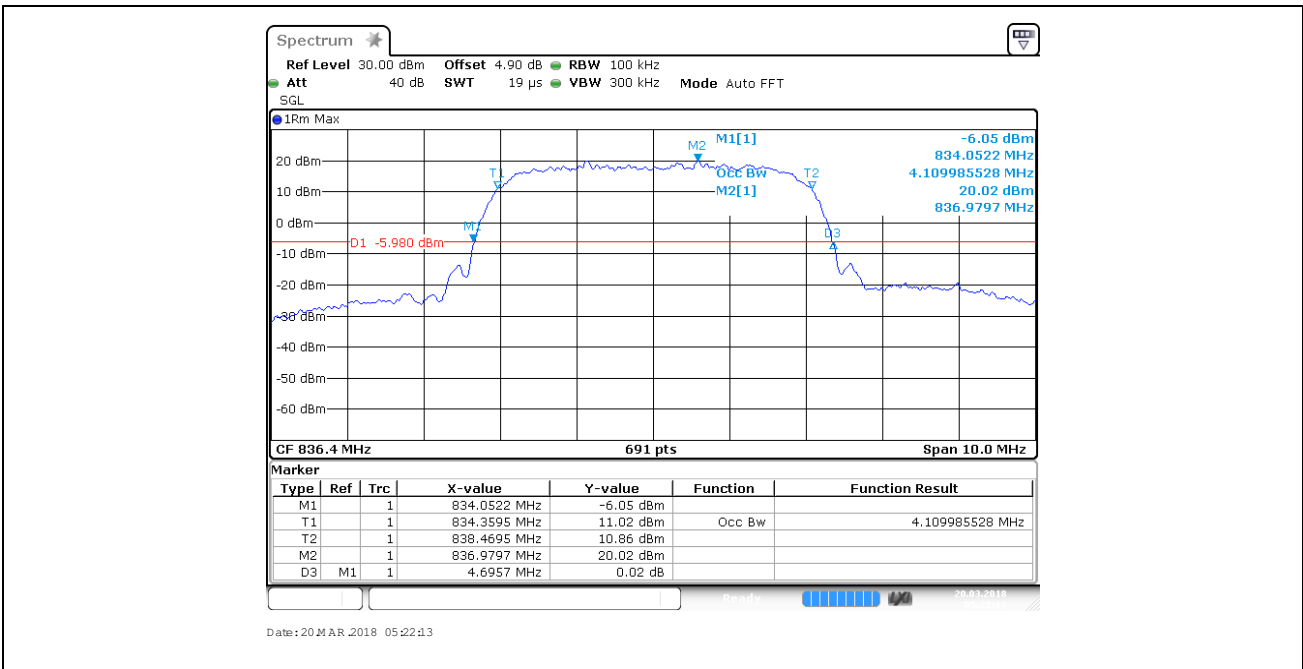
Band IV\_1413



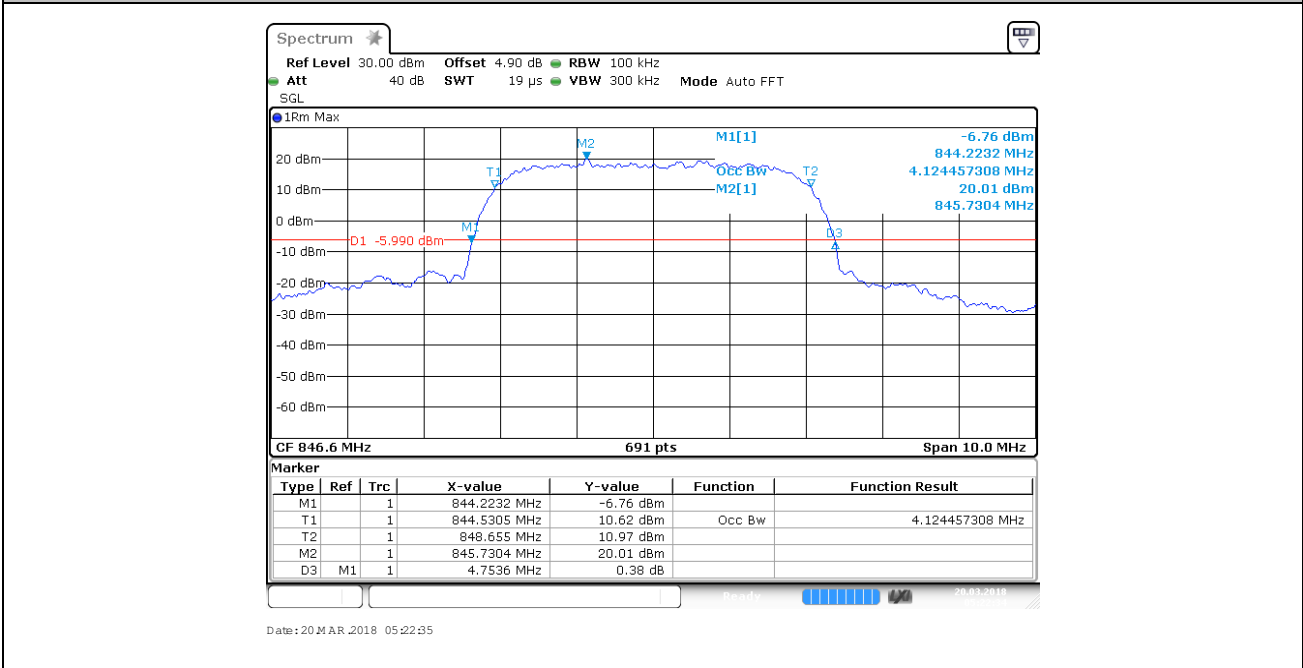
**Band IV\_1513**



**Band V\_4132**



**Band V\_4182**



**Band V\_4233**

This document is issued by the Company subject to its General Conditions of Service printed overleaf, available on request or accessible at <http://www.sgs.com/en/Terms-and-Conditions.aspx> and, for electronic format documents, subject to Terms and Conditions for Electronic Documents at <http://www.sgs.com/en/Terms-and-Conditions/Terms-e-Documents.aspx>. Attention is drawn to the limitation of liability, indemnification and jurisdiction issues defined therein. Any holder of this document is advised that information contained hereon reflects the Company's findings at the time of its intervention only and within the limits of Client's instructions, if any. The Company's sole responsibility is to its Client and this document does not exonerate parties to a transaction from exercising all their rights and obligations under the transaction documents. This document cannot be reproduced except in full, without prior written approval of the Company. Any unauthorized alteration, forgery or falsification of the content or appearance of this document is unlawful and offenders may be prosecuted to the fullest extent of the law. Unless otherwise stated the results shown in this test report refer only to the sample(s) tested and such sample(s) are retained for 30 days only.



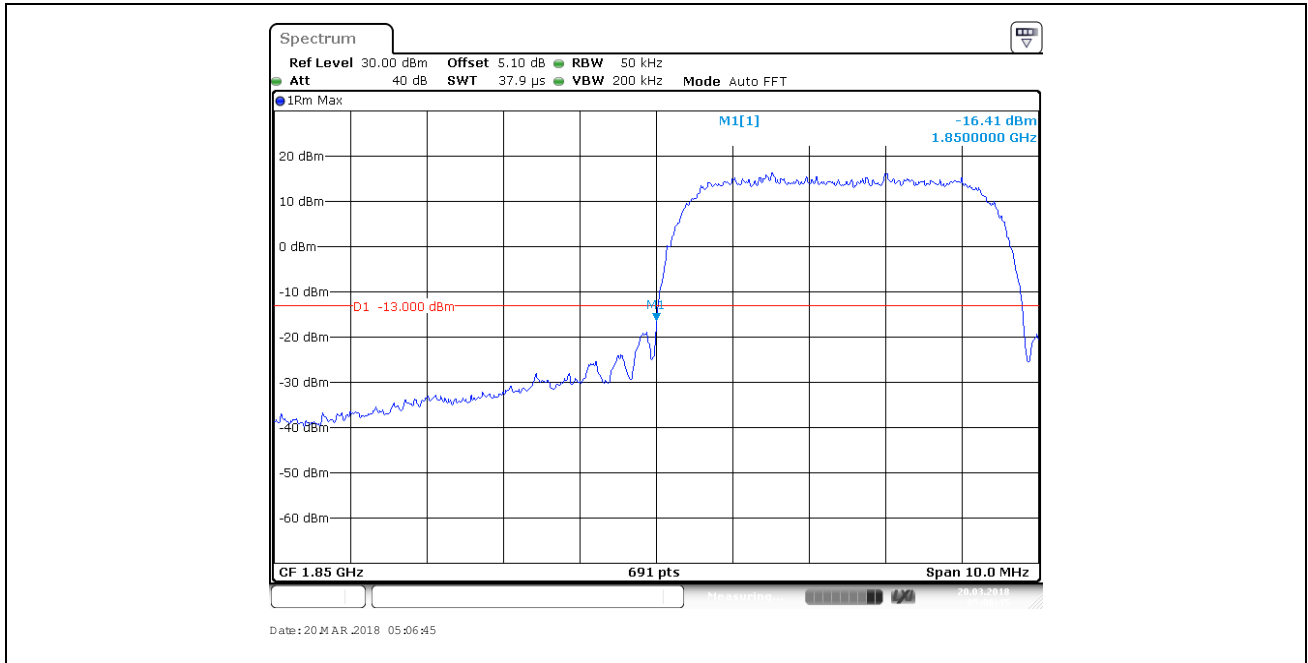


## 5. Appendix D: Band Edge

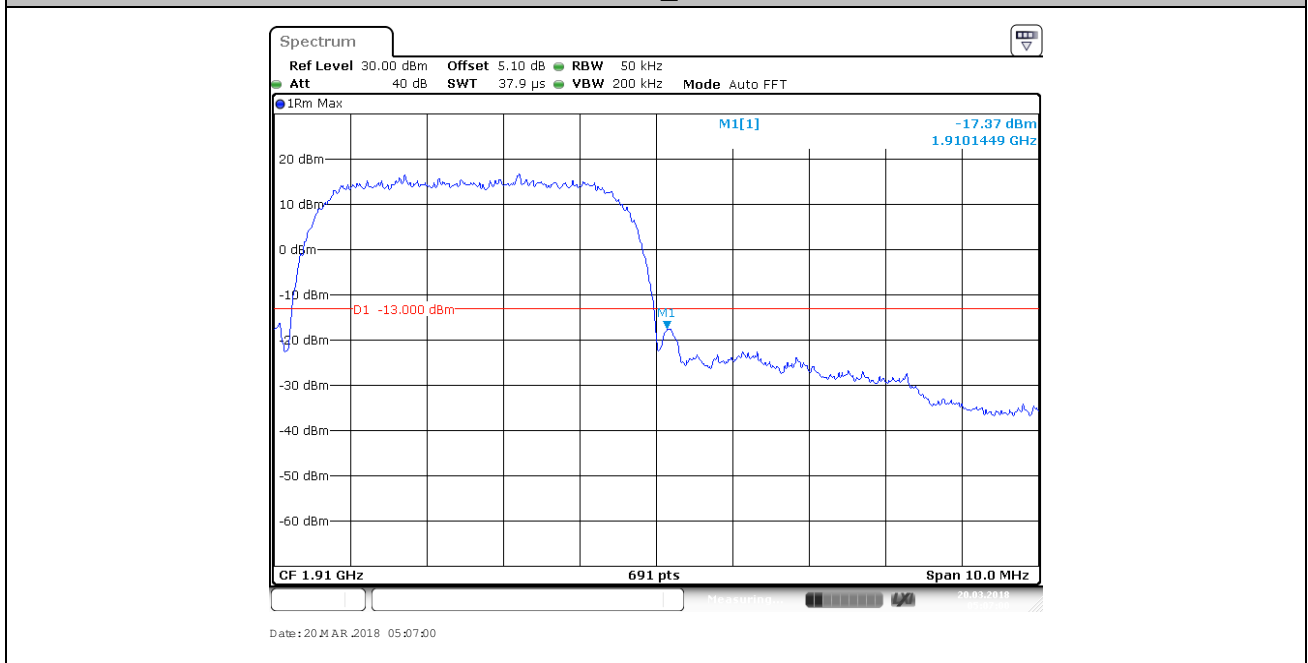
### 4.1. Test Result

Band	Channel	Value(dBm)	Limit(dBm)	Verdict
Band II	9262	-16.41	-13	PASS
Band II	9538	-17.37	-13	PASS
Band IV	1312	-15.98	-13	PASS
Band IV	1513	-15.40	-13	PASS
Band V	4132	-16.30	-13	PASS
Band V	4233	-16.25	-13	PASS

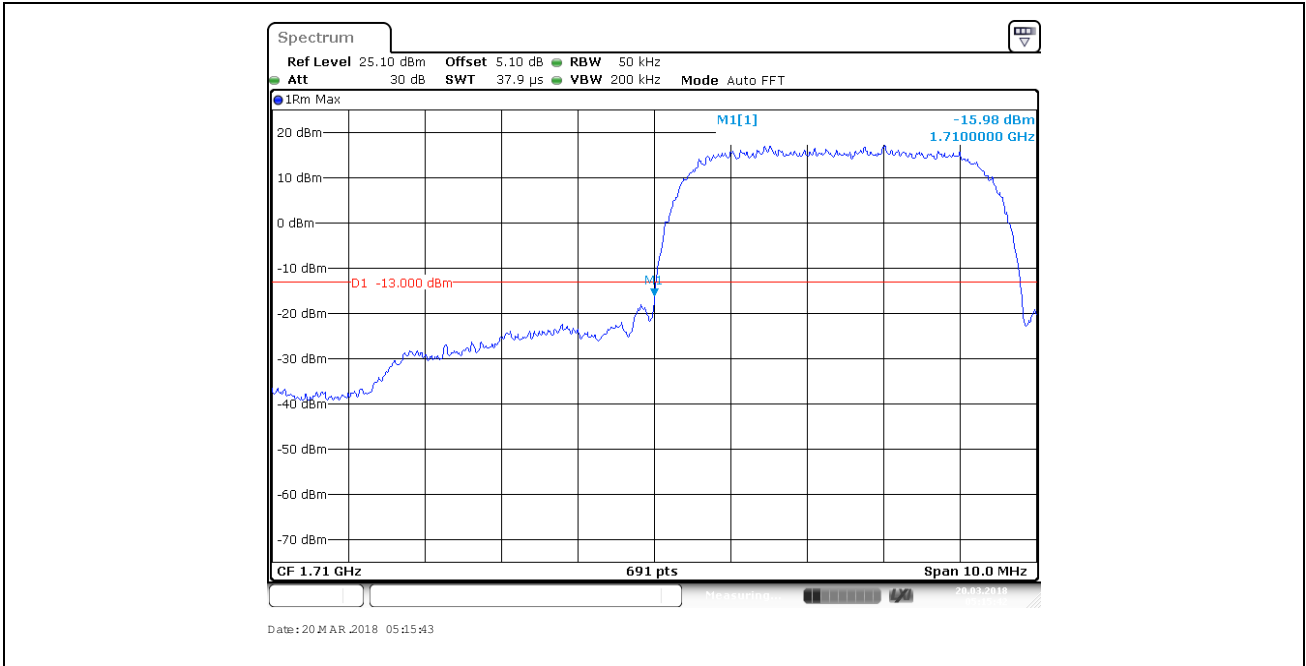
## 4.2. Test Plots



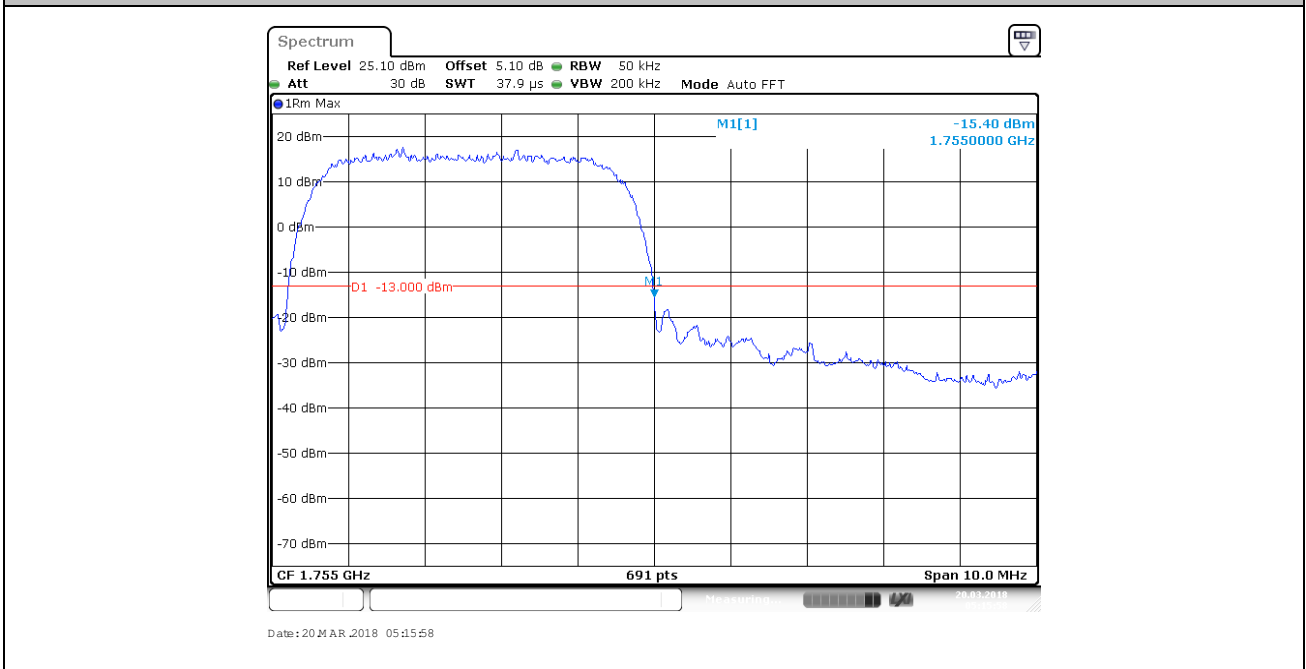
Band II\_9262



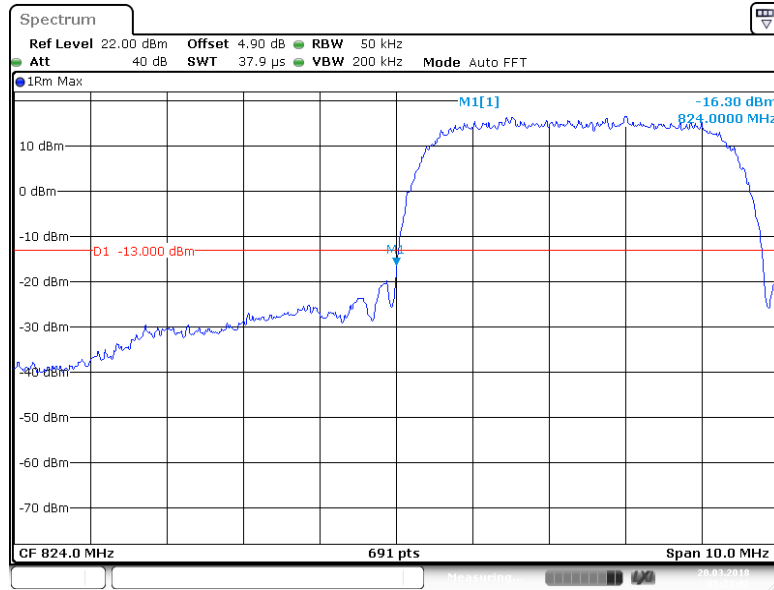
Band II\_9538



Band IV\_1312

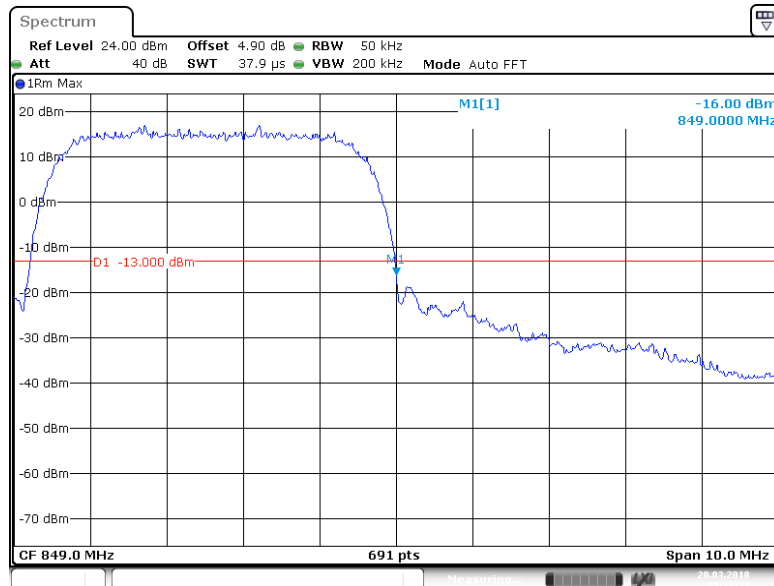


Band IV\_1513



Date: 20 MAR 2018 05:23:03

Band V\_4132



Date: 20 MAR 2018 05:23:28

Band V\_4233



## 6. Appendix E: Conducted Spurious Emission

### 5.1. Test Result

Band	Channel	Frequency Rang(Mhz)	Value(dBm)	Limit(dBm)	Verdict
Band II	9262	0.009~0.15	-66.09	-43	PASS
Band II	9262	0.15~30	-61.82	-33	PASS
Band II	9262	30~1000	-46.20	-13	PASS
Band II	9262	1000~7000	-30.75	-13	PASS
Band II	9262	7000~13600	-44.85	-13	PASS
Band II	9262	13600~20000	-41.94	-13	PASS
Band II	9400	0.009~0.15	-65.96	-43	PASS
Band II	9400	0.15~30	-63.43	-33	PASS
Band II	9400	30~1000	-46.02	-13	PASS
Band II	9400	1000~7000	-30.67	-13	PASS
Band II	9400	7000~13600	-45.57	-13	PASS
Band II	9400	13600~20000	-42.73	-13	PASS
Band II	9538	0.009~0.15	-66.88	-43	PASS
Band II	9538	0.15~30	-62.27	-33	PASS
Band II	9538	30~1000	-46.36	-13	PASS
Band II	9538	1000~7000	-31.06	-13	PASS
Band II	9538	7000~13600	-45.63	-13	PASS
Band II	9538	13600~20000	-43.82	-13	PASS
Band IV	1312	0.009~0.15	-66.56	-43	PASS
Band IV	1312	0.15~30	-59.85	-33	PASS
Band IV	1312	30~1000	-46.11	-13	PASS
Band IV	1312	1000~7000	-39.94	-13	PASS
Band IV	1312	7000~13600	-45.61	-13	PASS
Band IV	1312	13600~20000	-42.50	-13	PASS
Band IV	1413	0.009~0.15	-65.78	-43	PASS
Band IV	1413	0.15~30	-63.58	-33	PASS
Band IV	1413	30~1000	-45.57	-13	PASS
Band IV	1413	1000~7000	-41.19	-13	PASS
Band IV	1413	7000~13600	-45.71	-13	PASS
Band IV	1413	13600~20000	-43.40	-13	PASS
Band IV	1513	0.009~0.15	-66.18	-43	PASS
Band IV	1513	0.15~30	-60.28	-33	PASS
Band IV	1513	30~1000	-45.94	-13	PASS
Band IV	1513	1000~7000	-41.58	-13	PASS



**SGS-CSTC Standards Technical Services Co., Ltd.**  
**Shenzhen Branch**

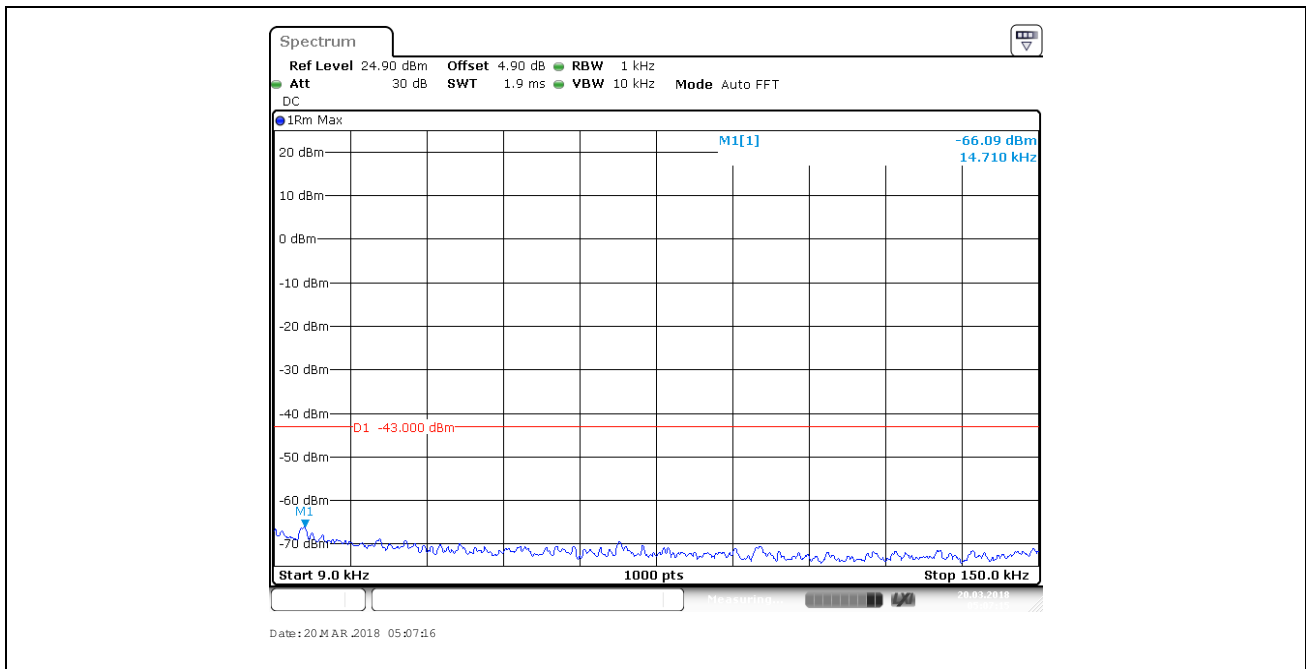
Report No.: SZEM180300168901

Page: 22 of 52

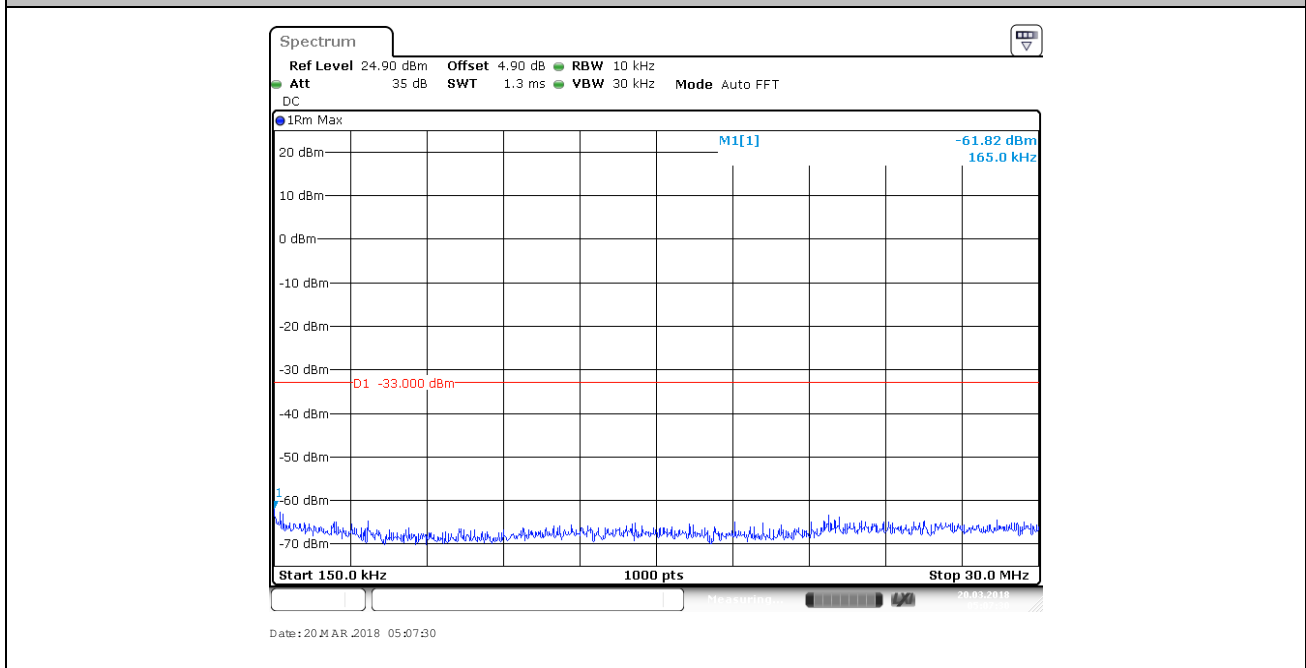
Band IV	1513	7000~13600	-45.31	-13	PASS
Band IV	1513	13600~20000	-43.56	-13	PASS
Band V	4132	0.009~0.15	-66.38	-33	PASS
Band V	4132	0.15~30	-65.30	-23	PASS
Band V	4132	30~1000	-46.38	-13	PASS
Band V	4132	1000~9000	-34.76	-13	PASS
Band V	4182	0.009~0.15	-66.36	-33	PASS
Band V	4182	0.15~30	-65.76	-23	PASS
Band V	4182	30~1000	-46.11	-13	PASS
Band V	4182	1000~9000	-34.98	-13	PASS
Band V	4233	0.009~0.15	-66.80	-33	PASS
Band V	4233	0.15~30	-66.19	-23	PASS
Band V	4233	30~1000	-44.95	-13	PASS
Band V	4233	1000~9000	-35.08	-13	PASS



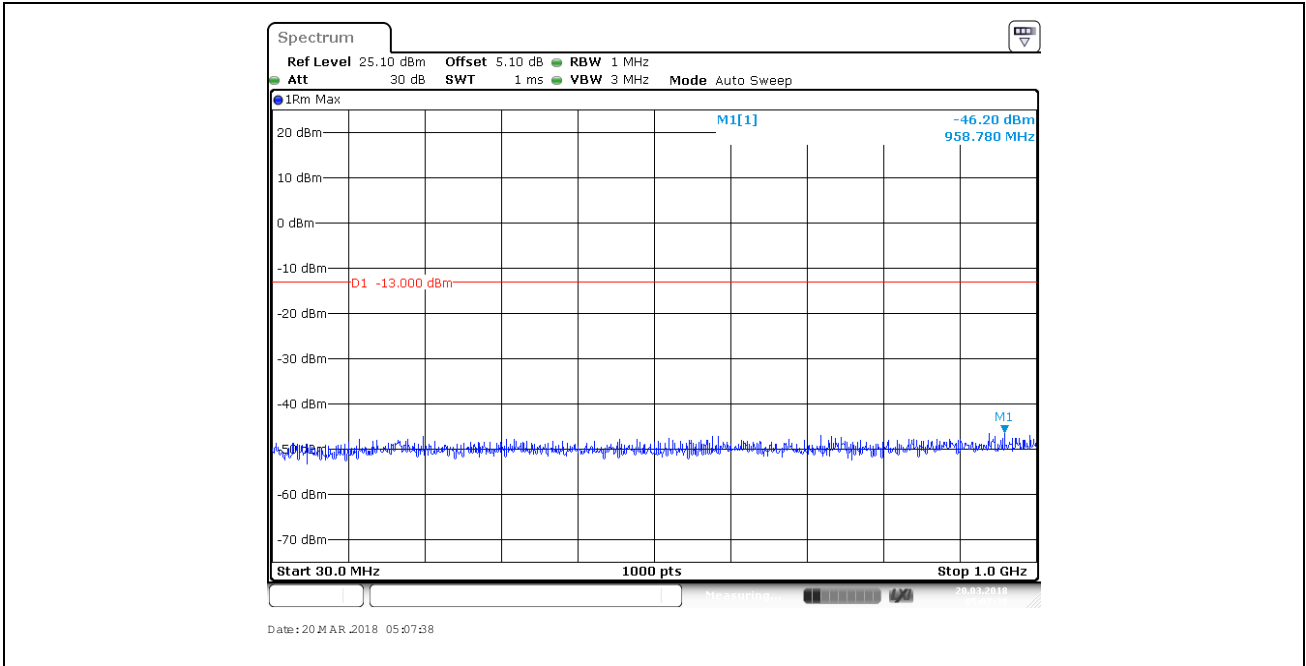
### 5.2. Test Plots



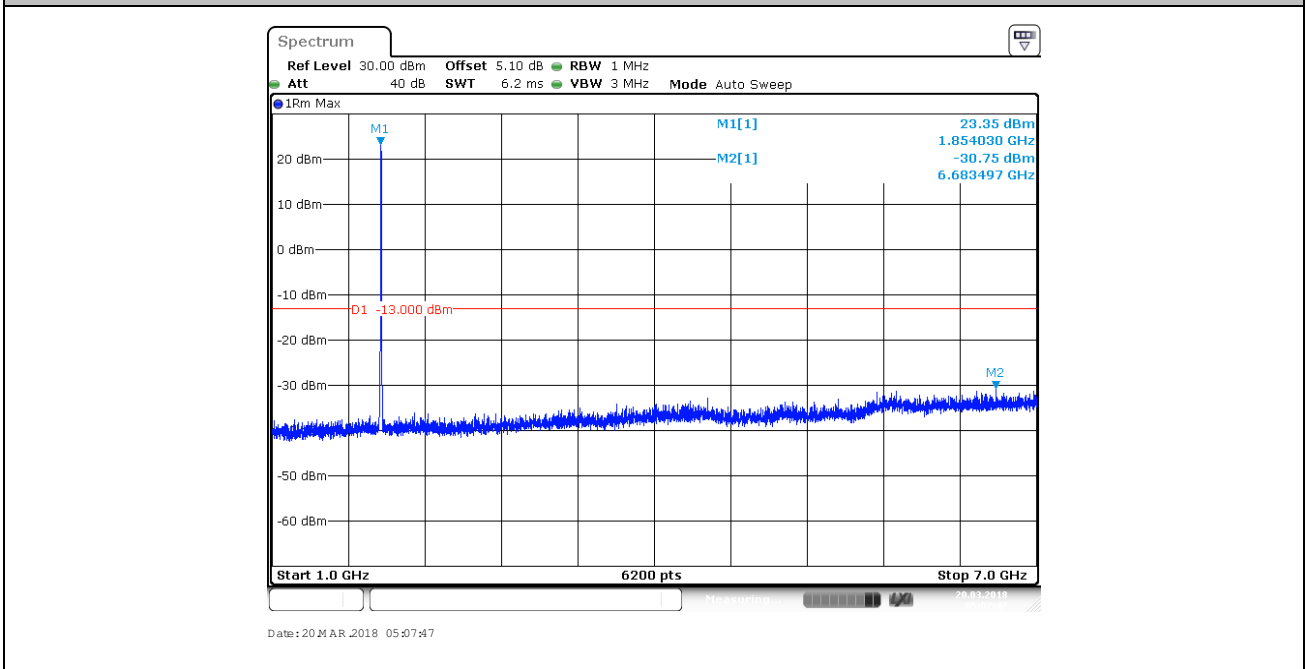
Band II\_9262



Band II\_9262

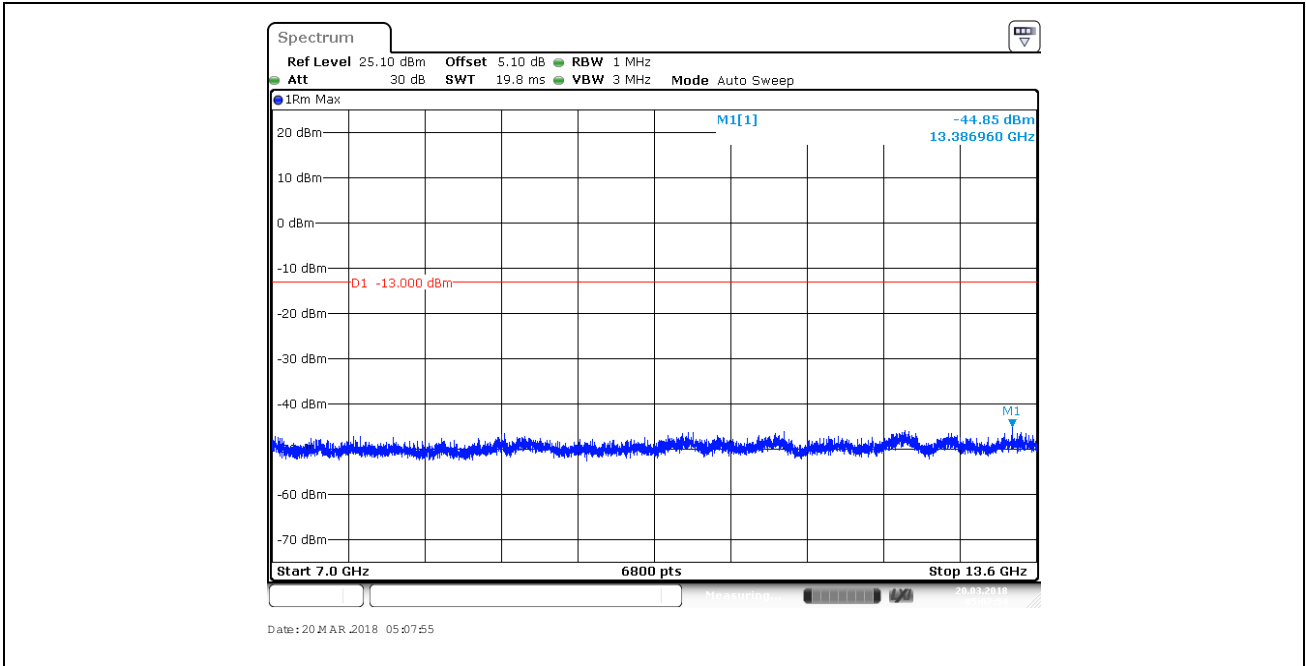


Band II\_9262

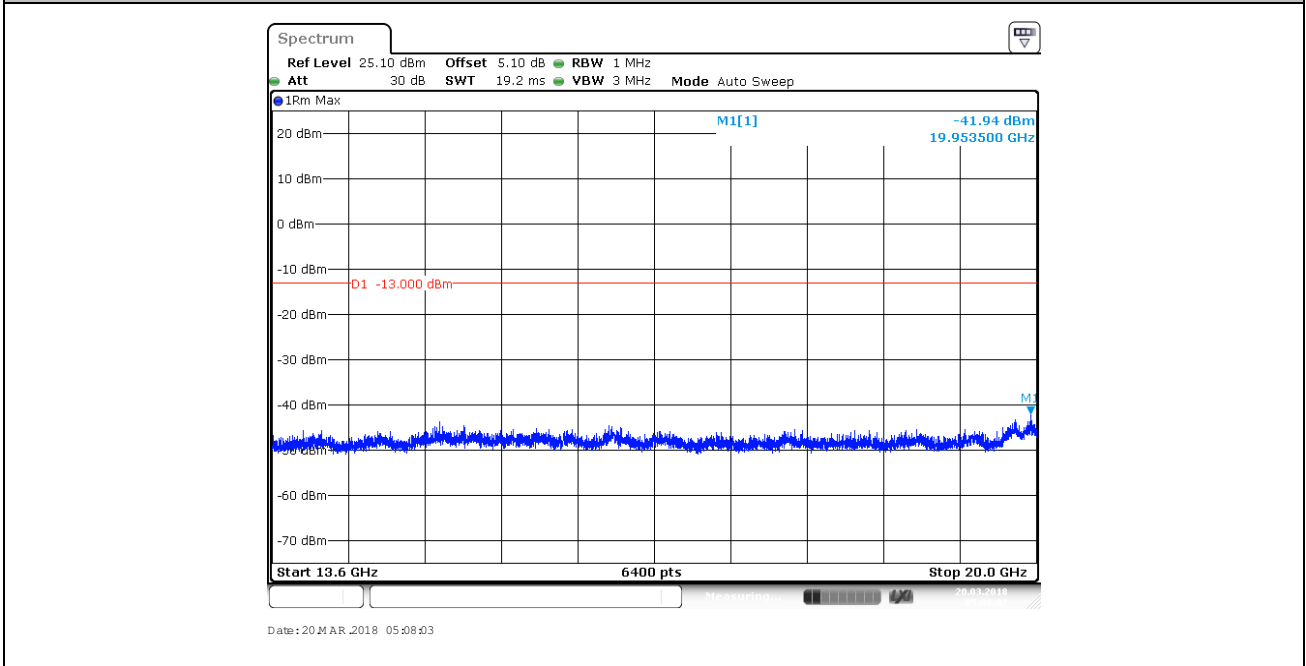


Band II\_9262

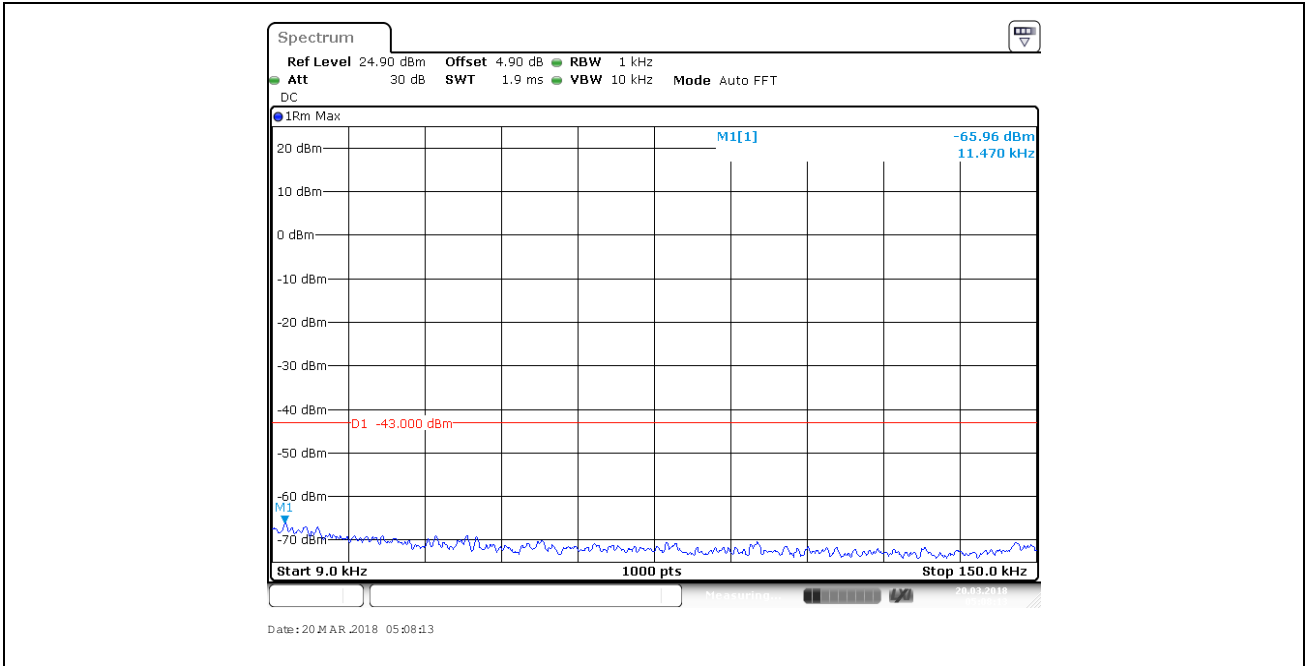




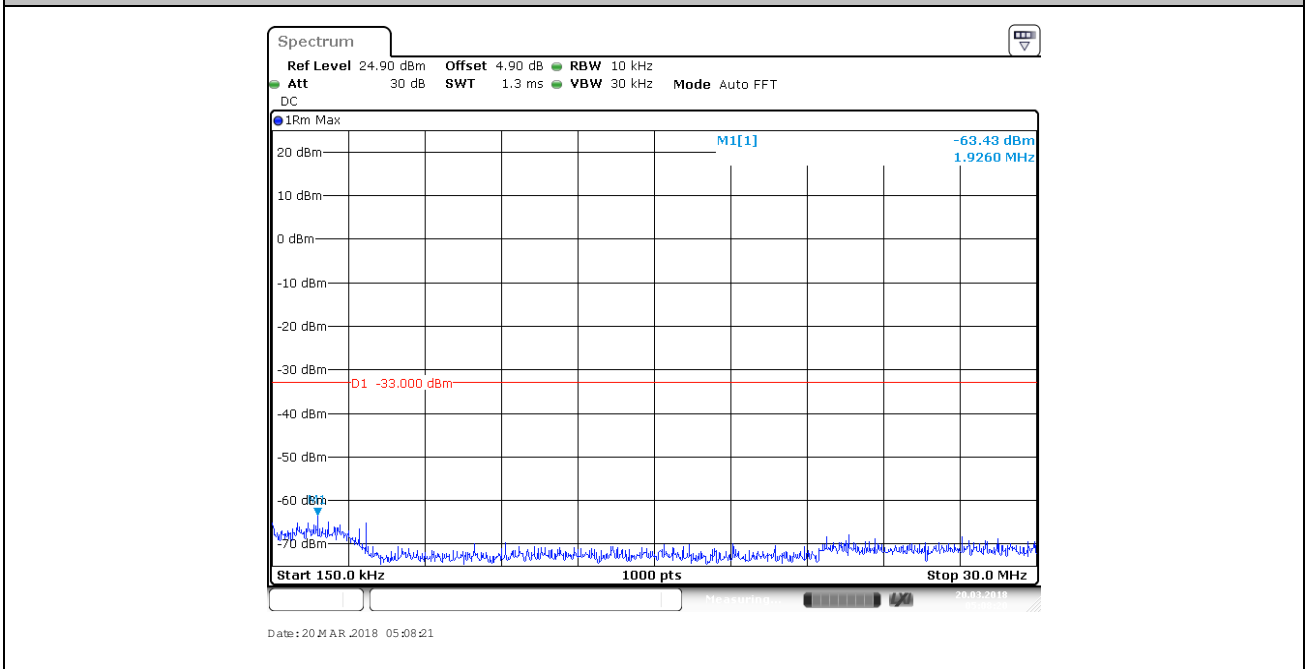
Band II\_9262



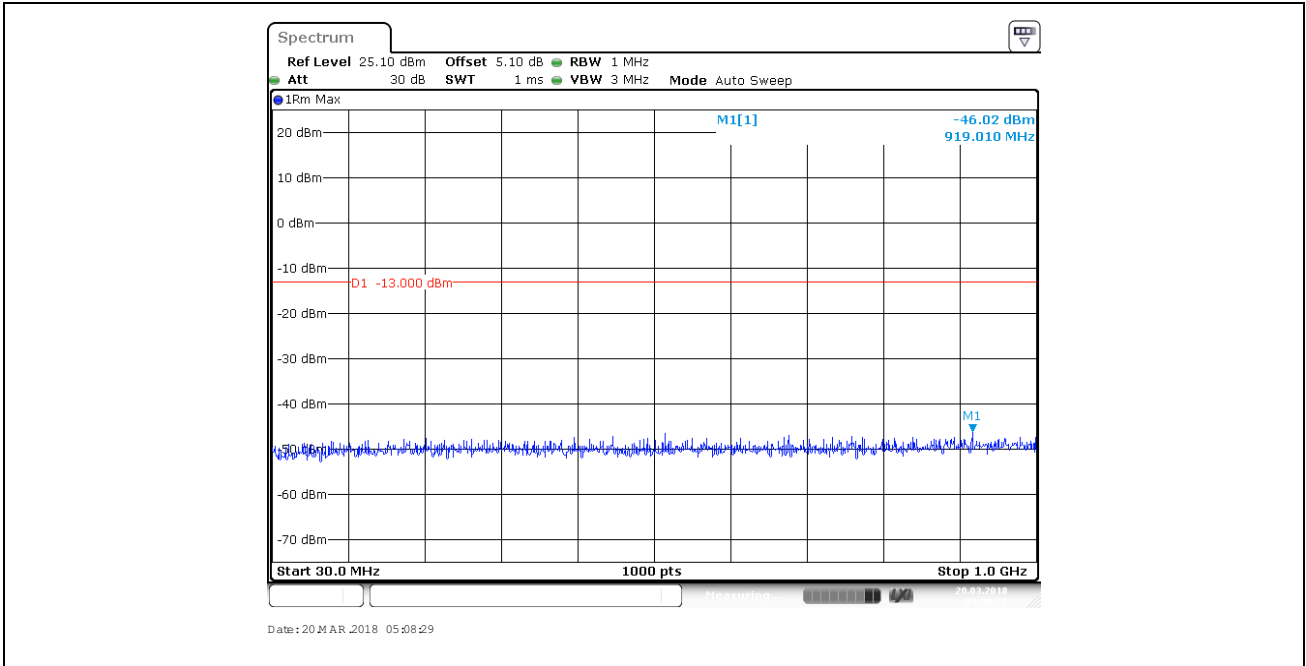
Band II\_9262



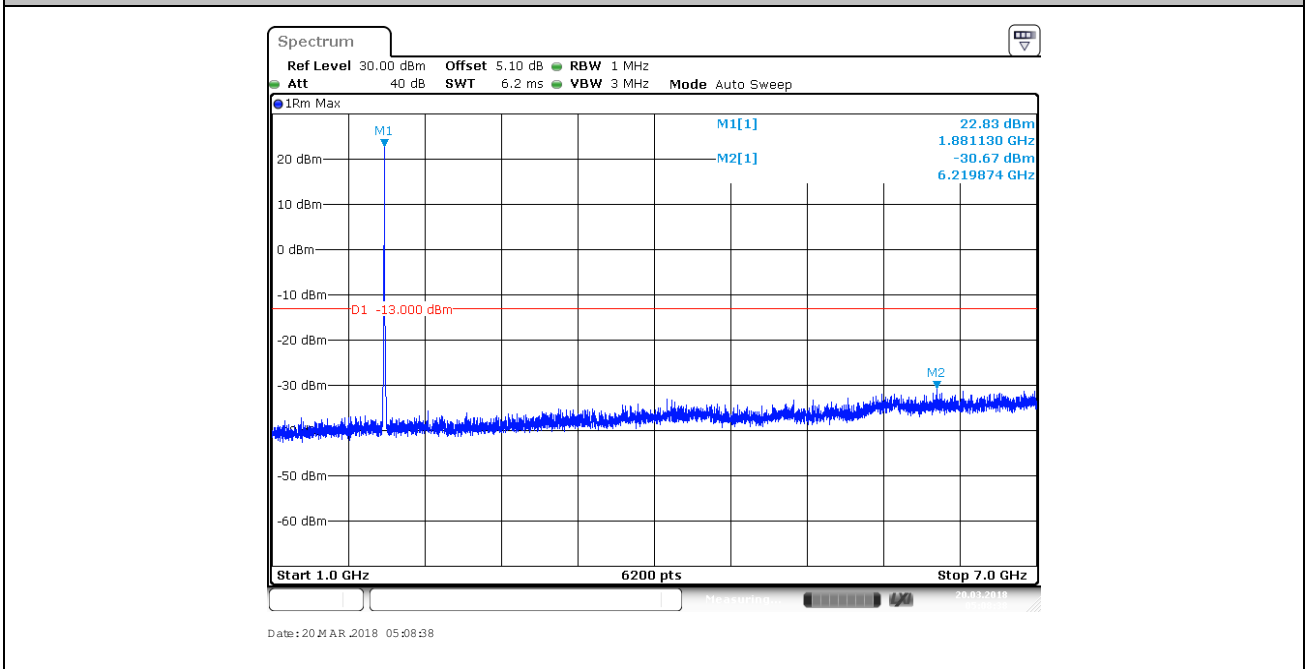
Band II\_9400



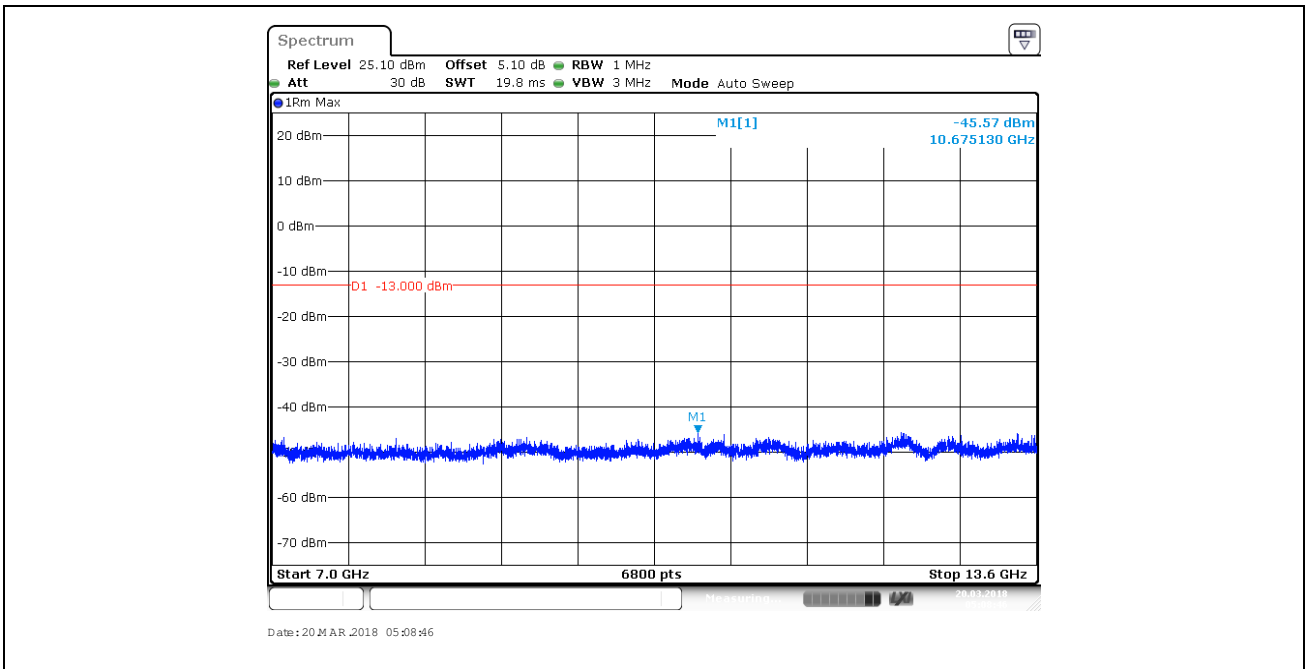
Band II\_9400



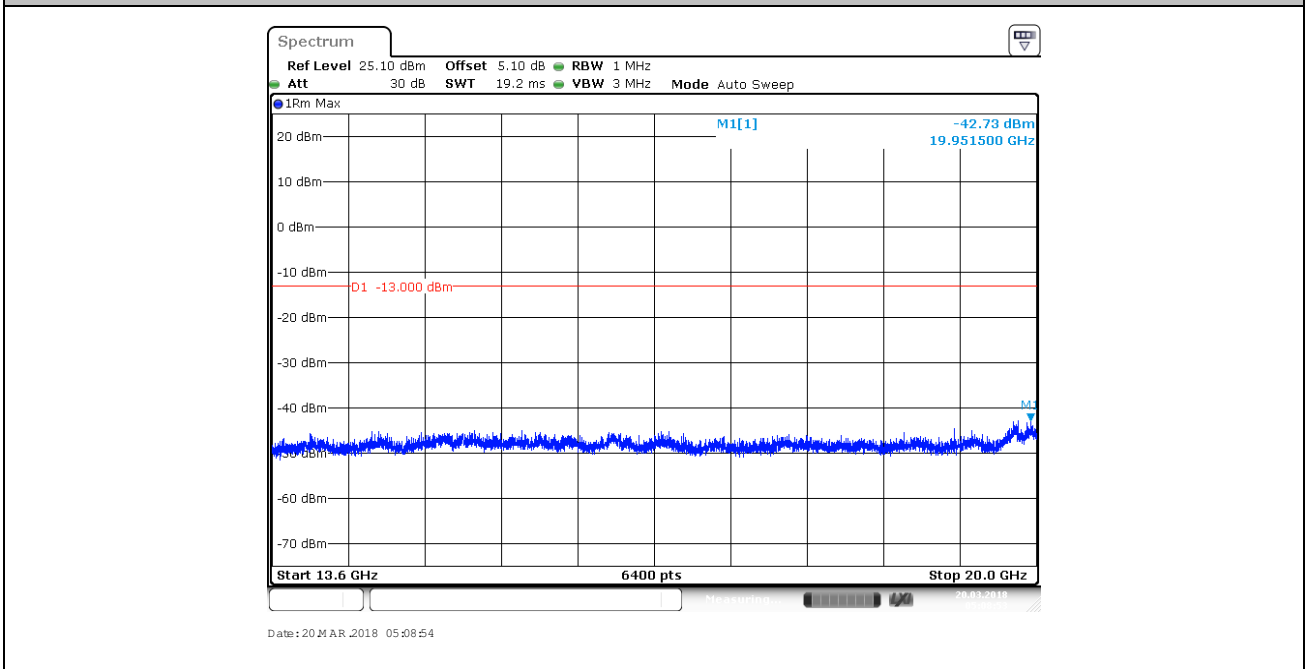
Band II\_9400



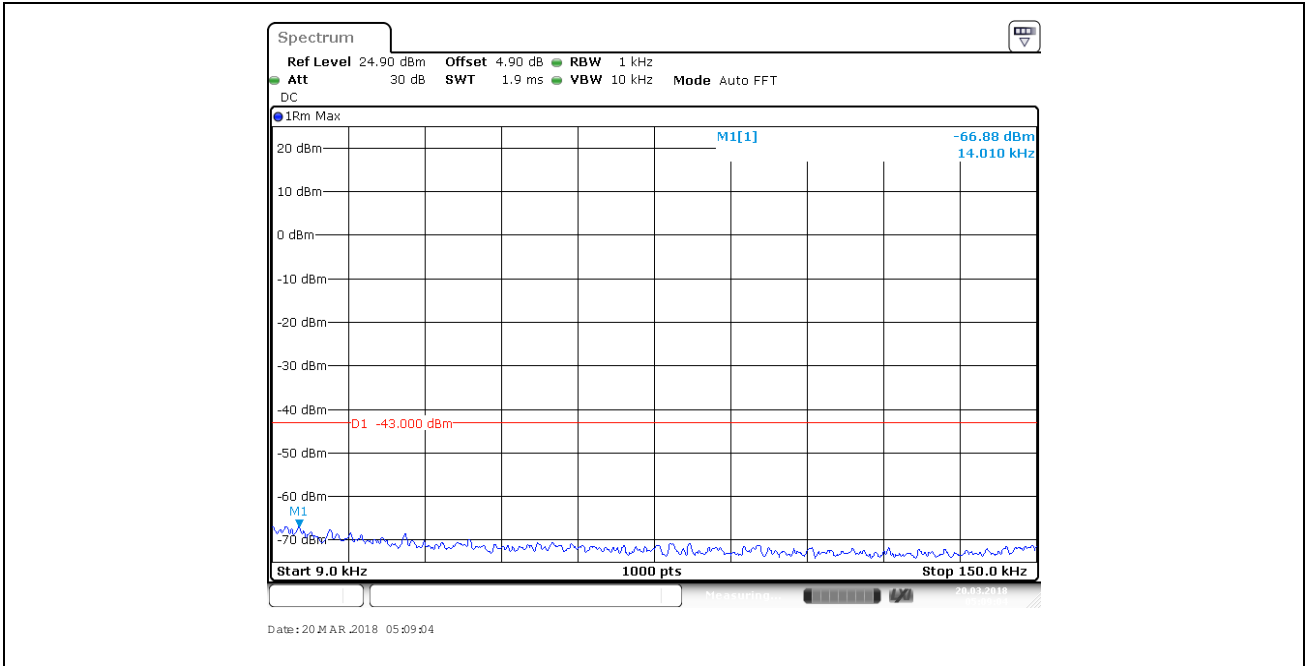
Band II\_9400



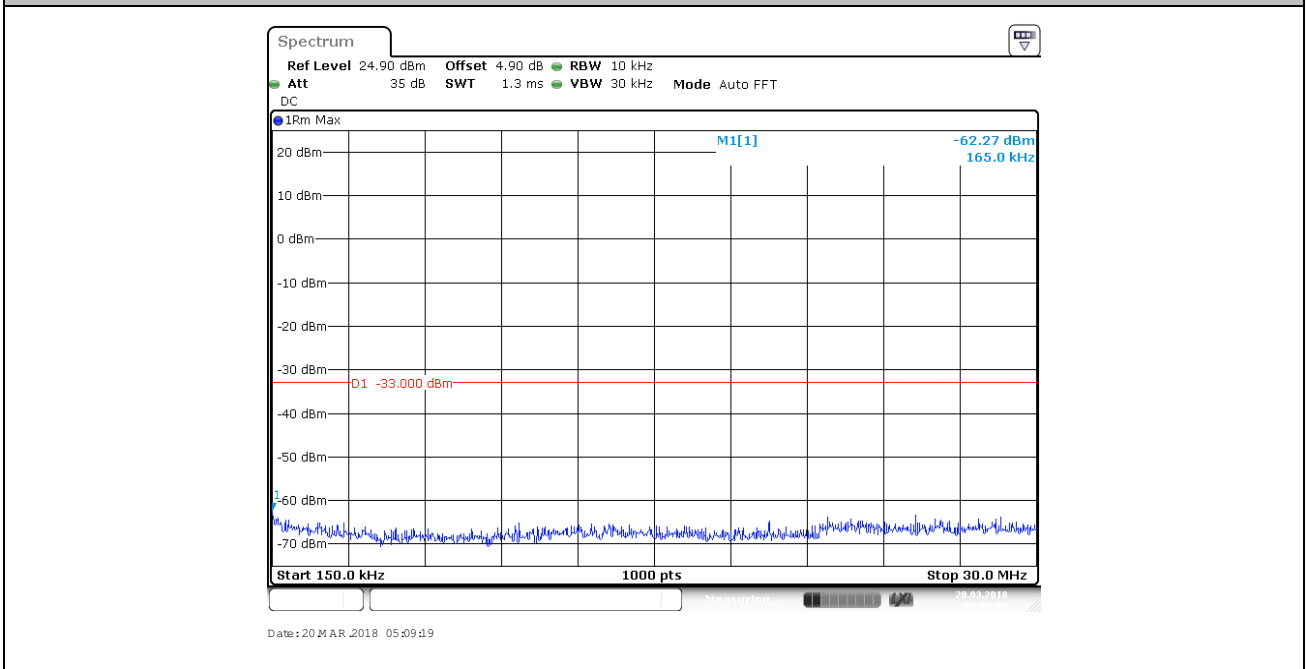
Band II\_9400



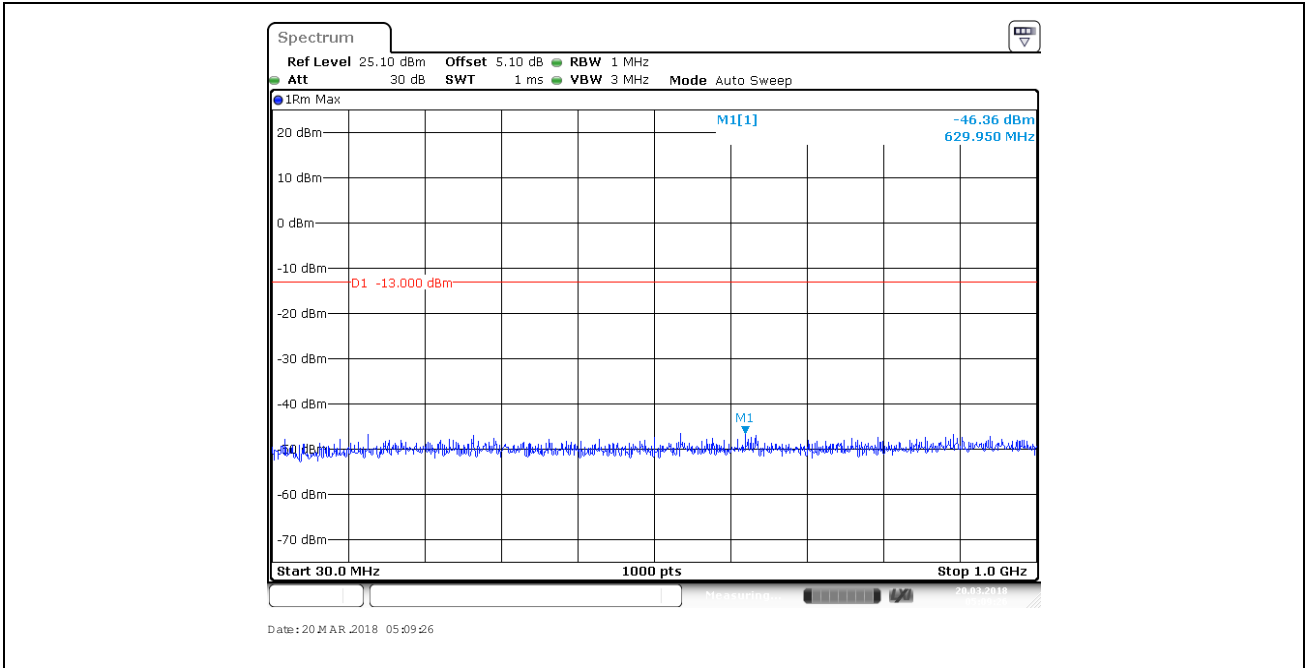
Band II\_9400



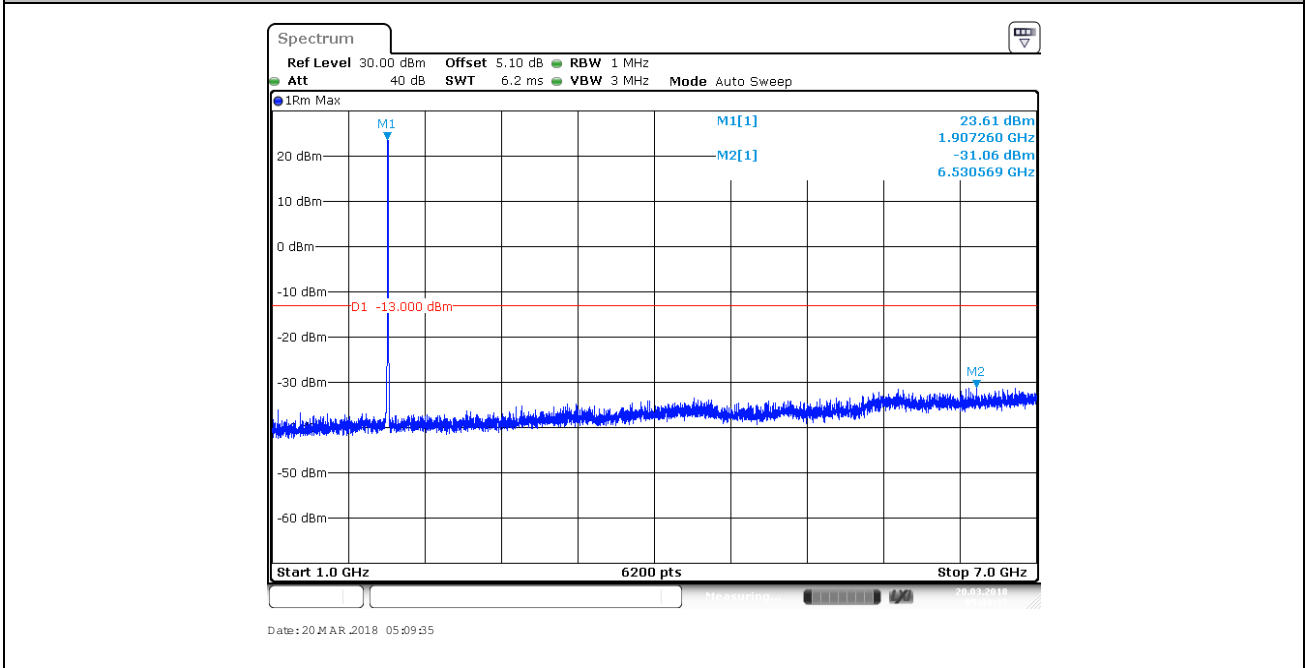
Band II\_9538



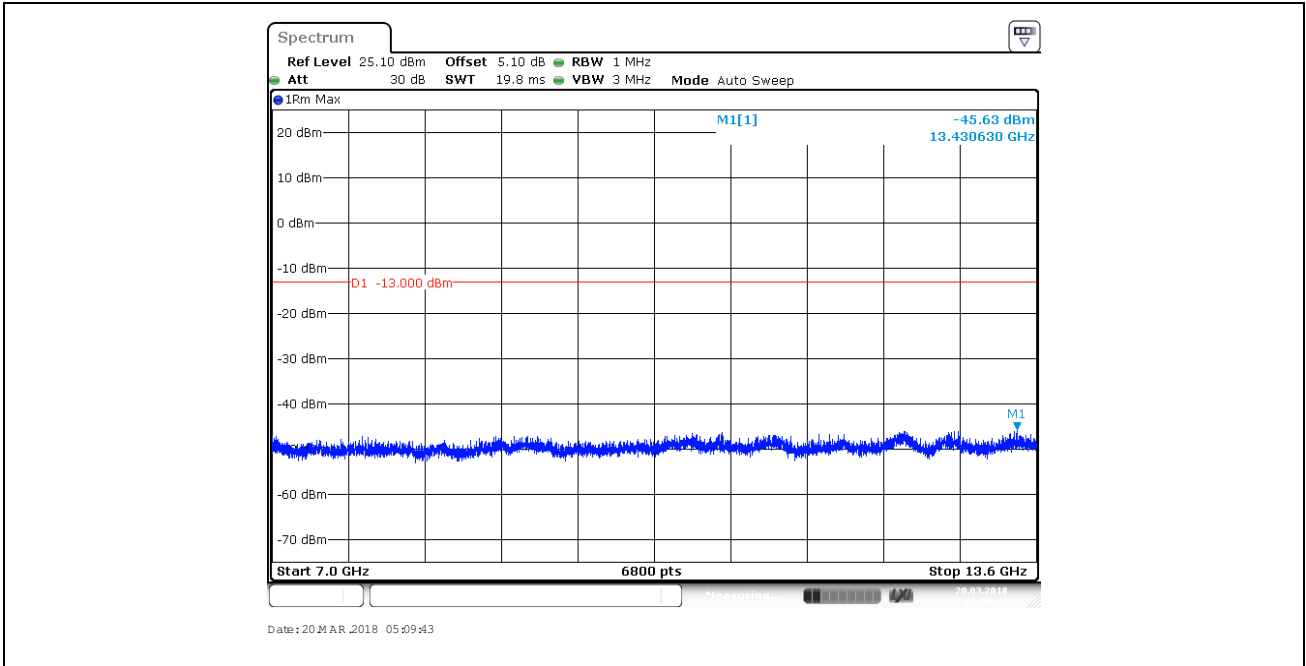
Band II\_9538



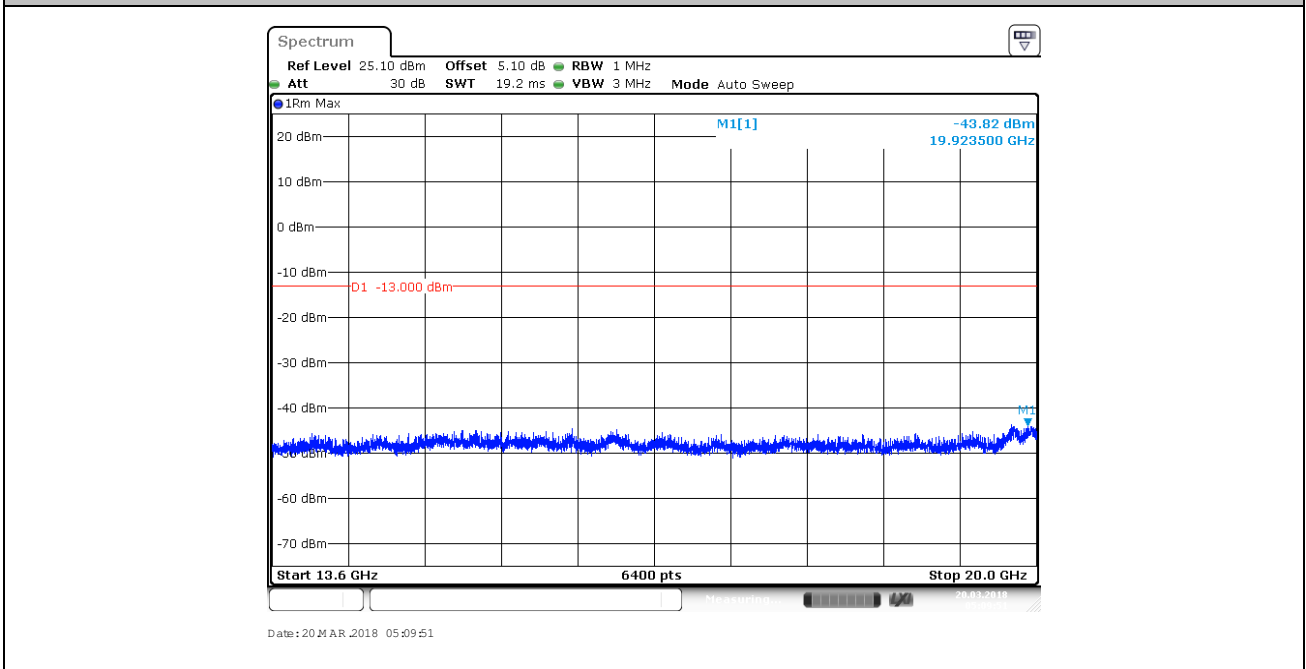
Band II\_9538



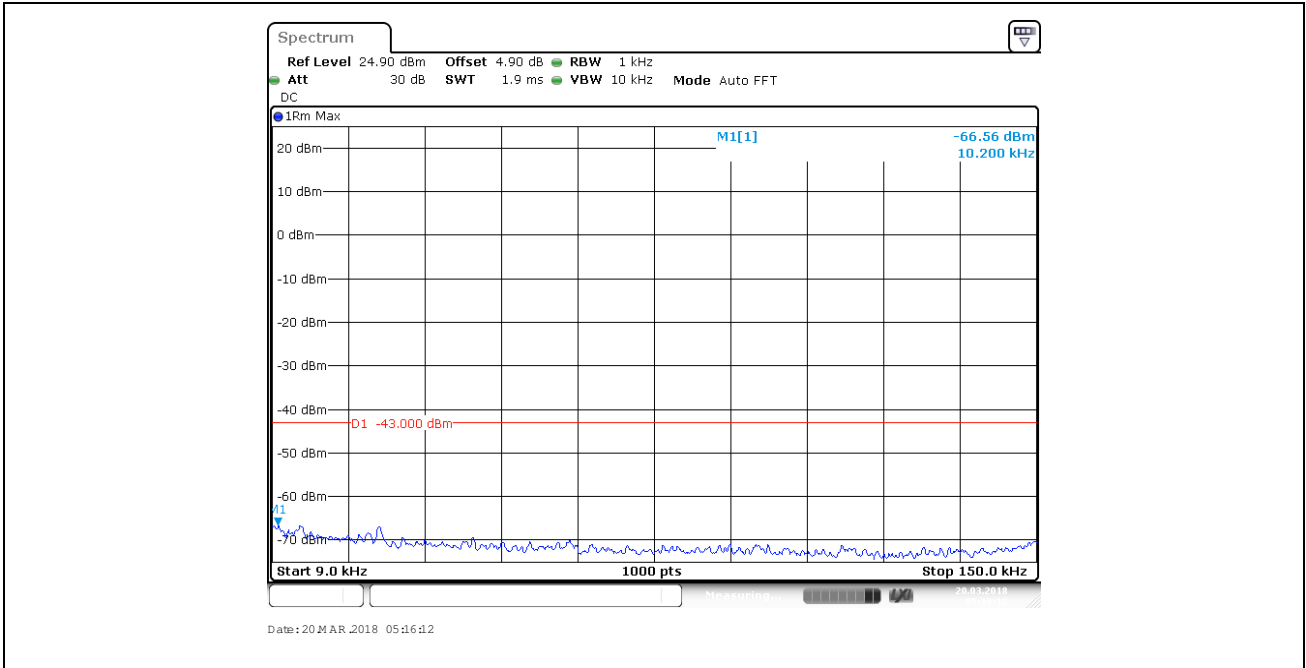
Band II\_9538



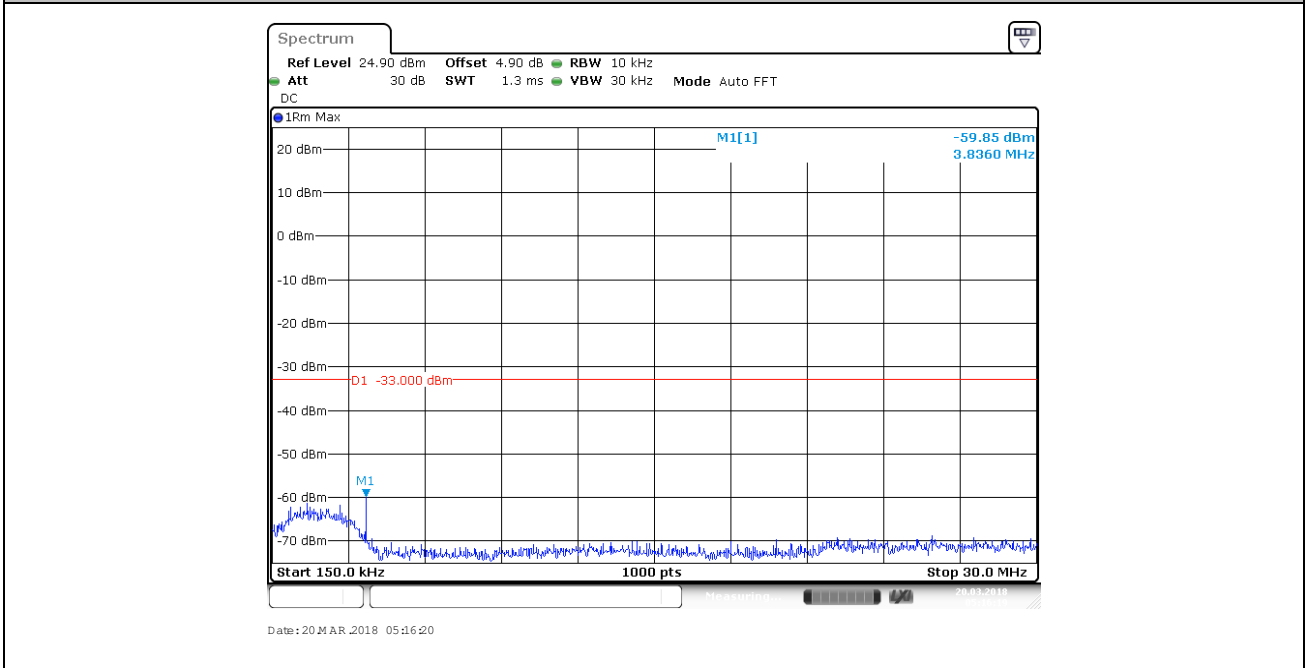
Band II\_9538



Band II\_9538

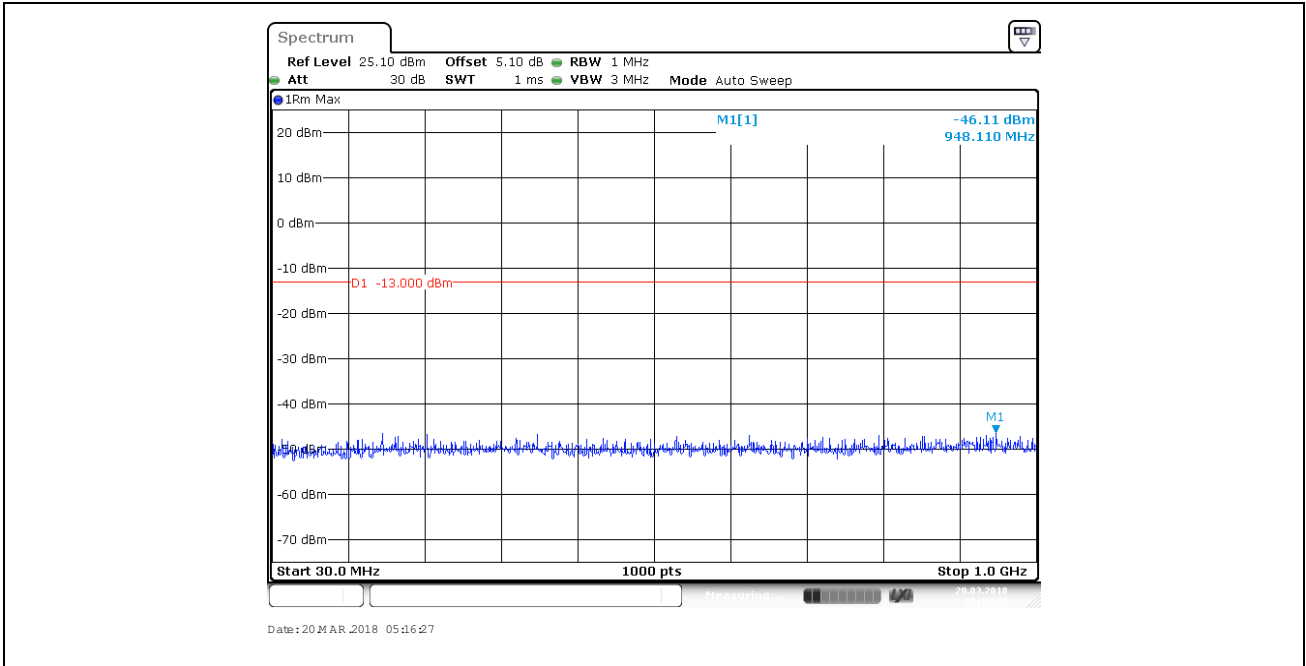


Band IV\_1312

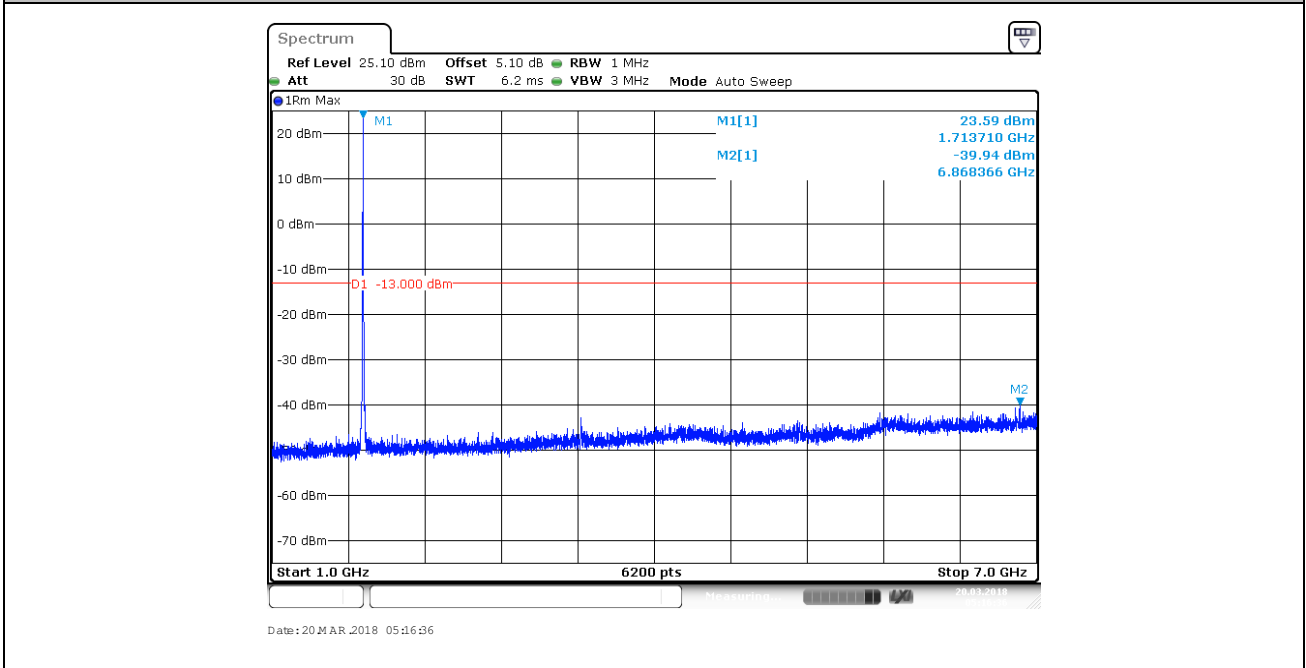


Band IV\_1312

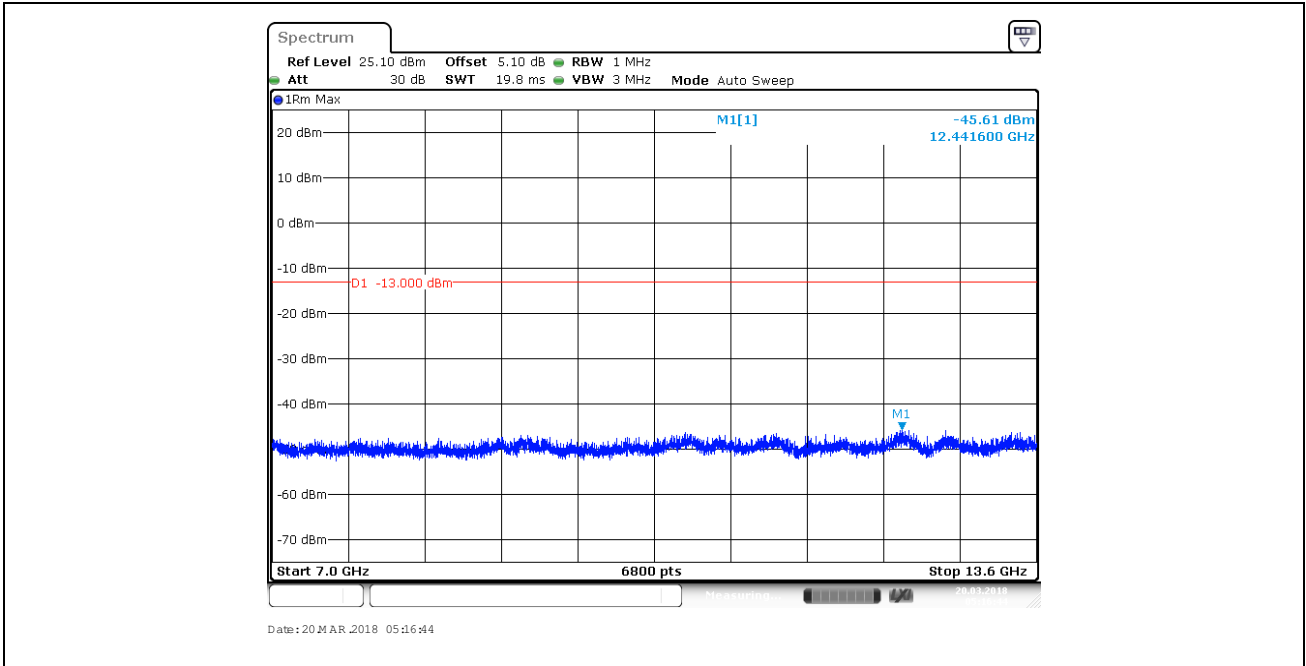




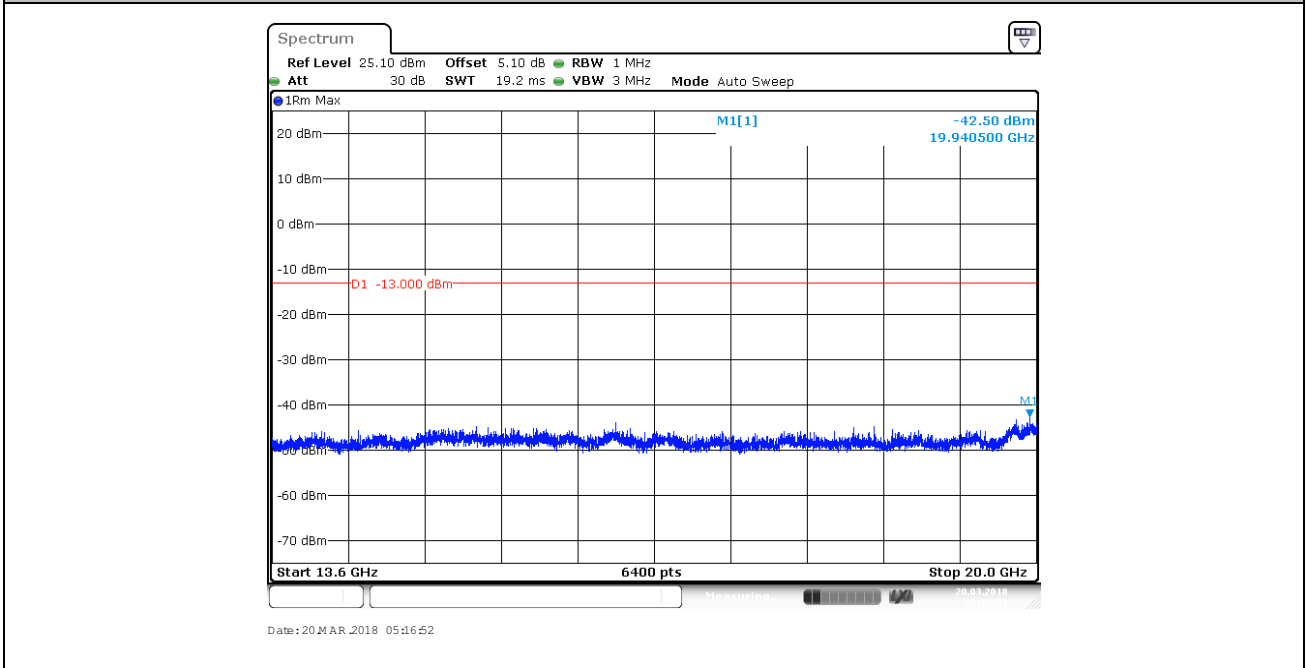
Band IV\_1312



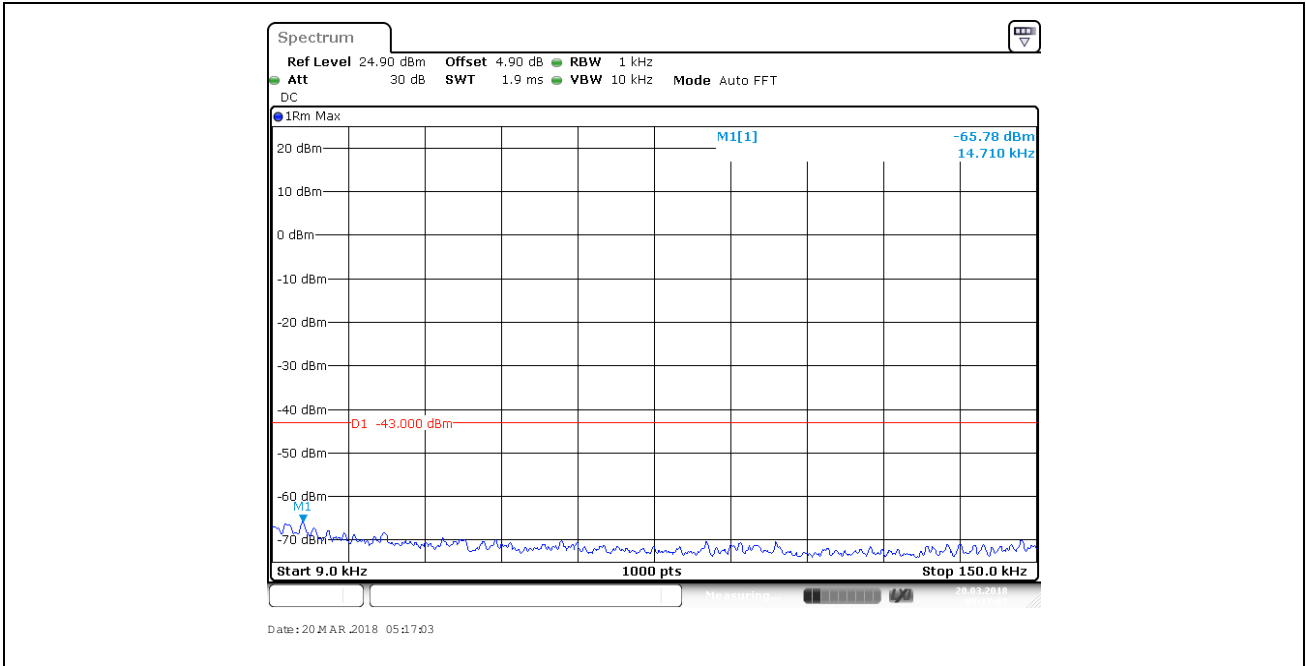
Band IV\_1312



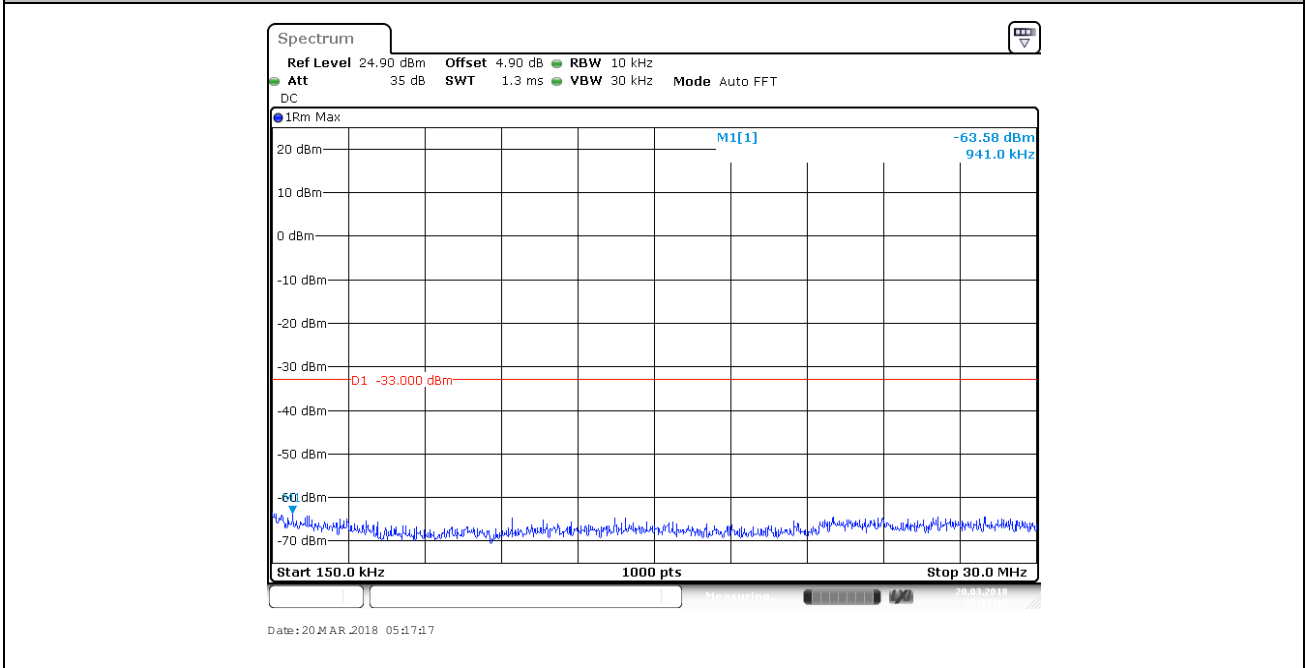
Band IV\_1312



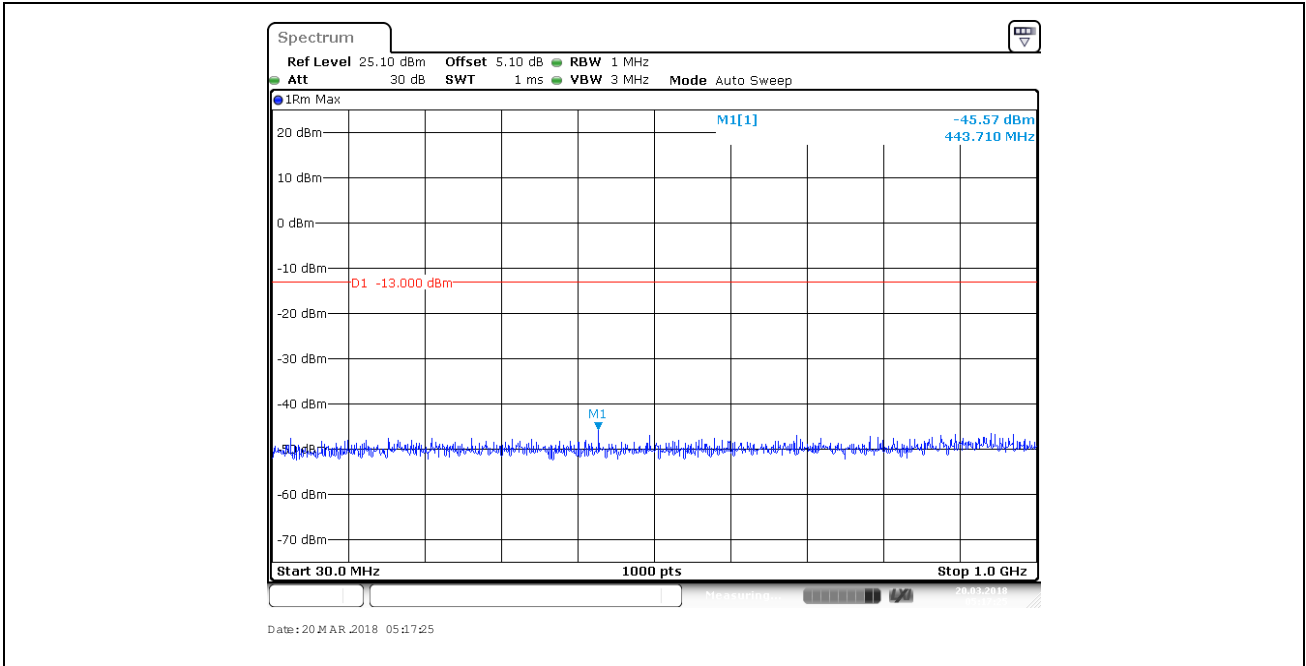
Band IV\_1312



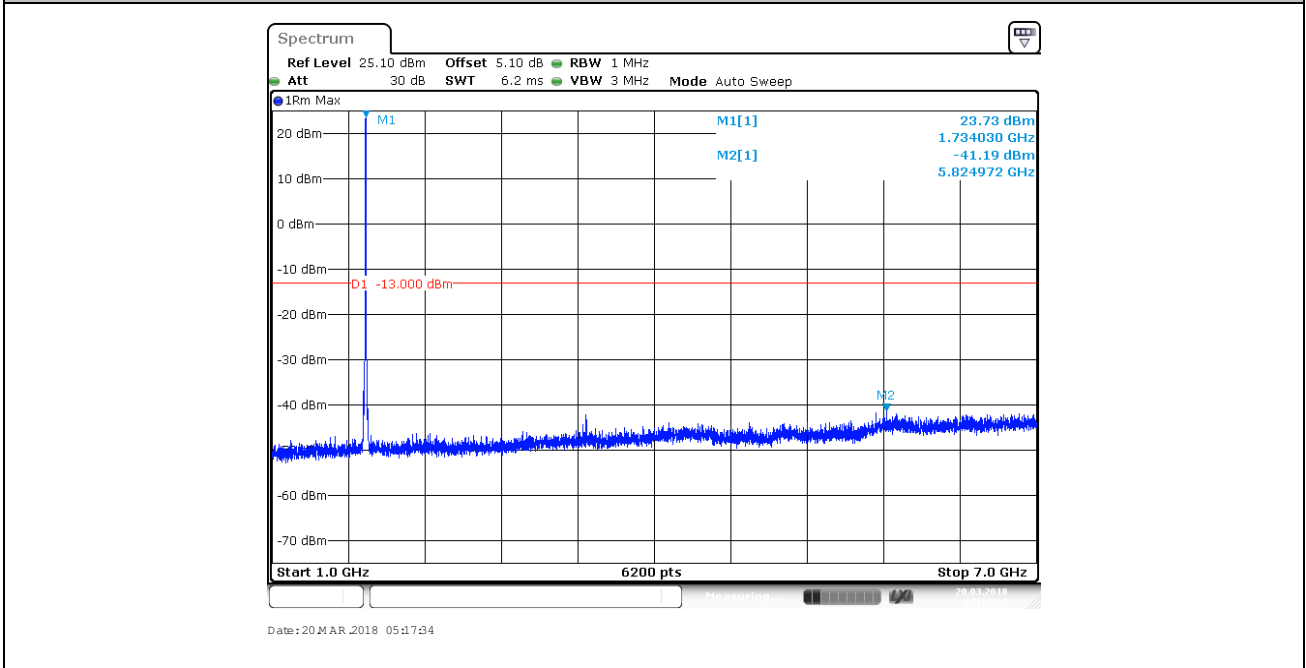
Band IV\_1413



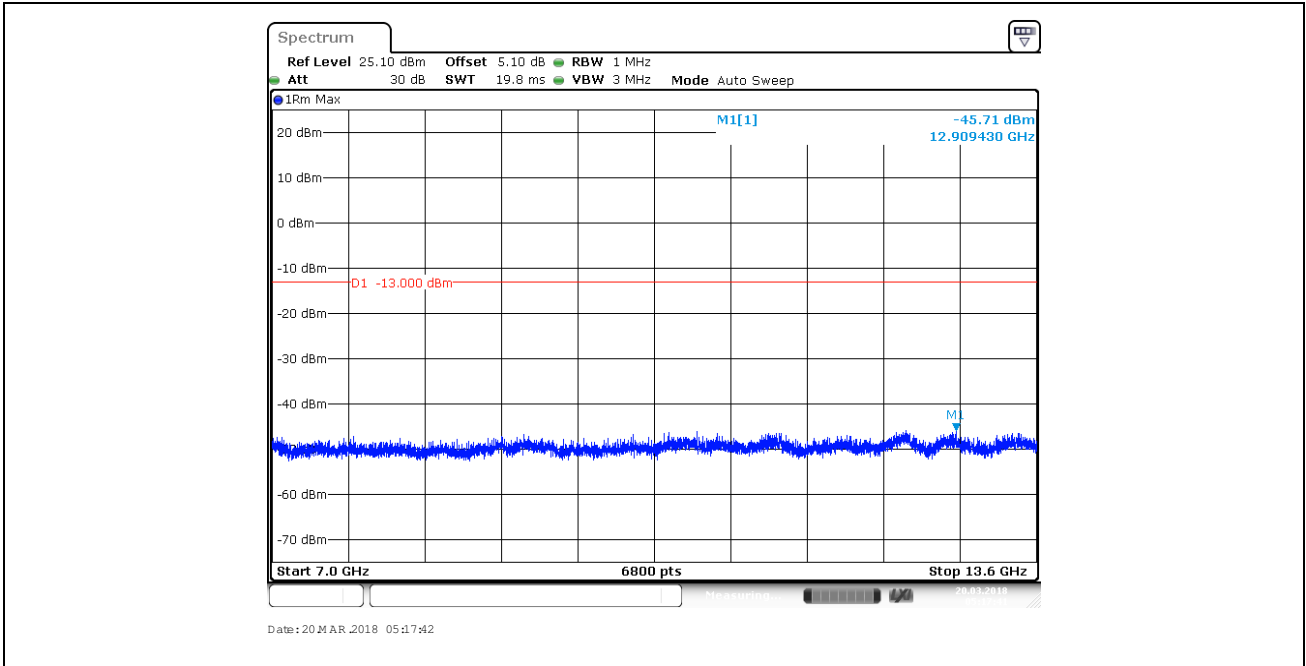
Band IV\_1413



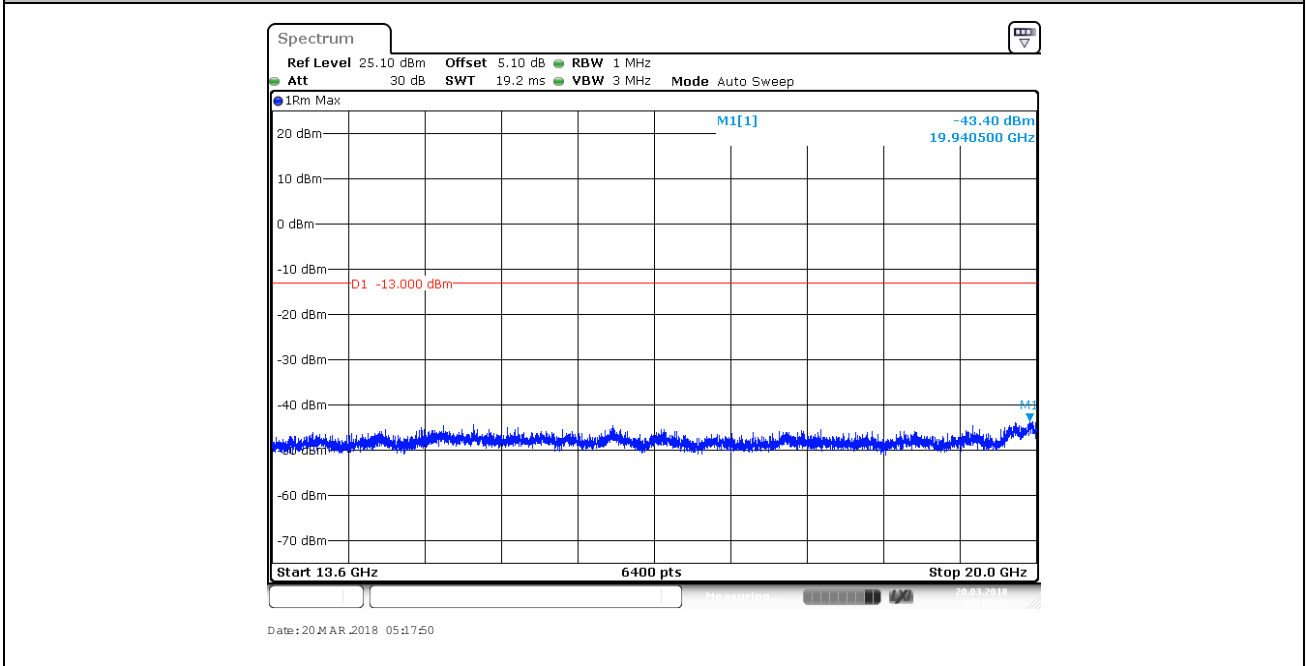
Band IV\_1413



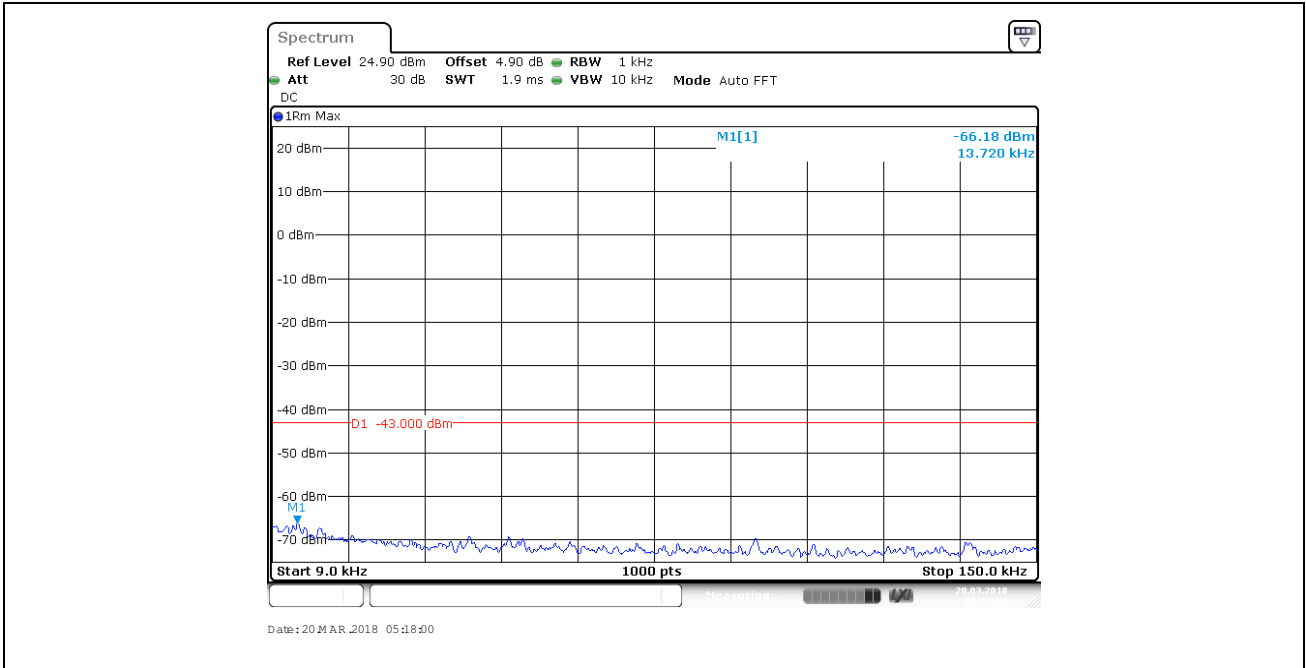
Band IV\_1413



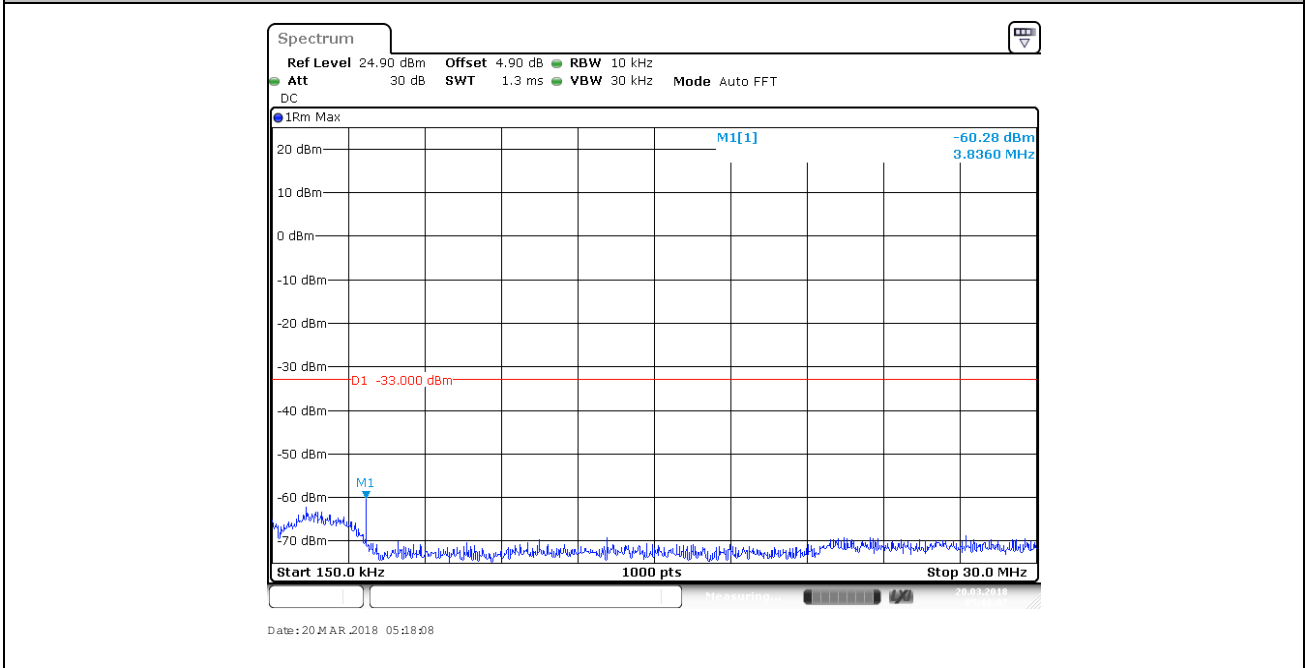
Band IV\_1413



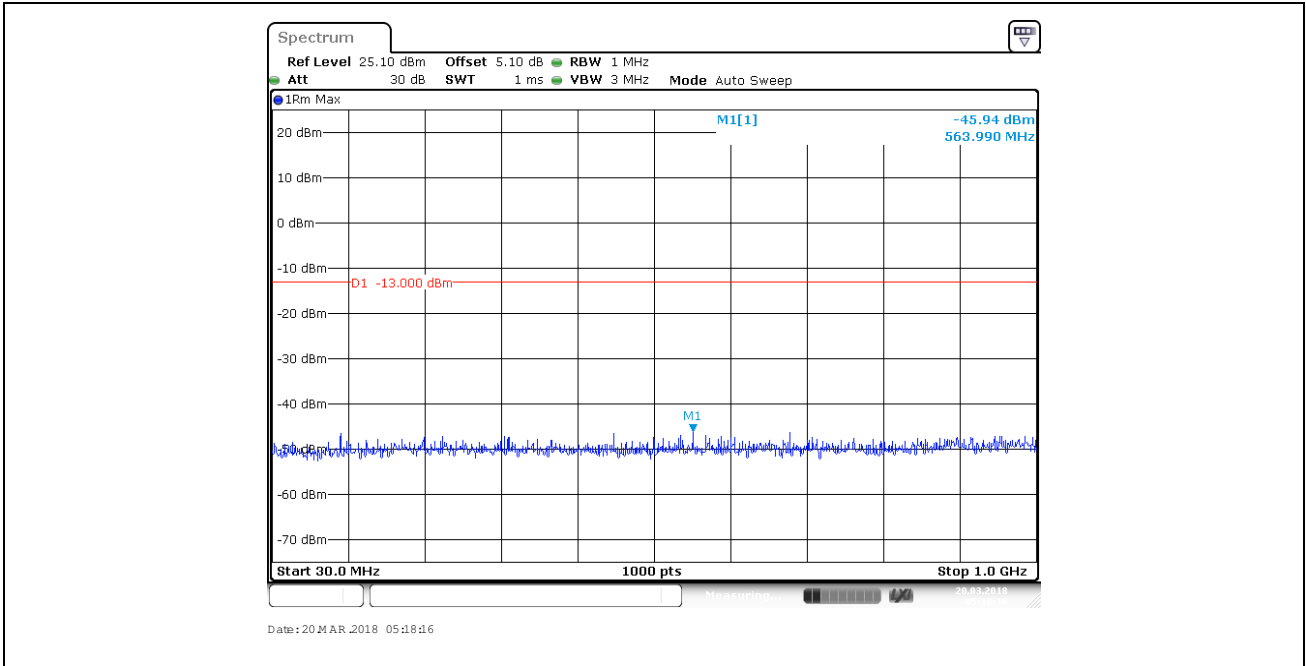
Band IV\_1413



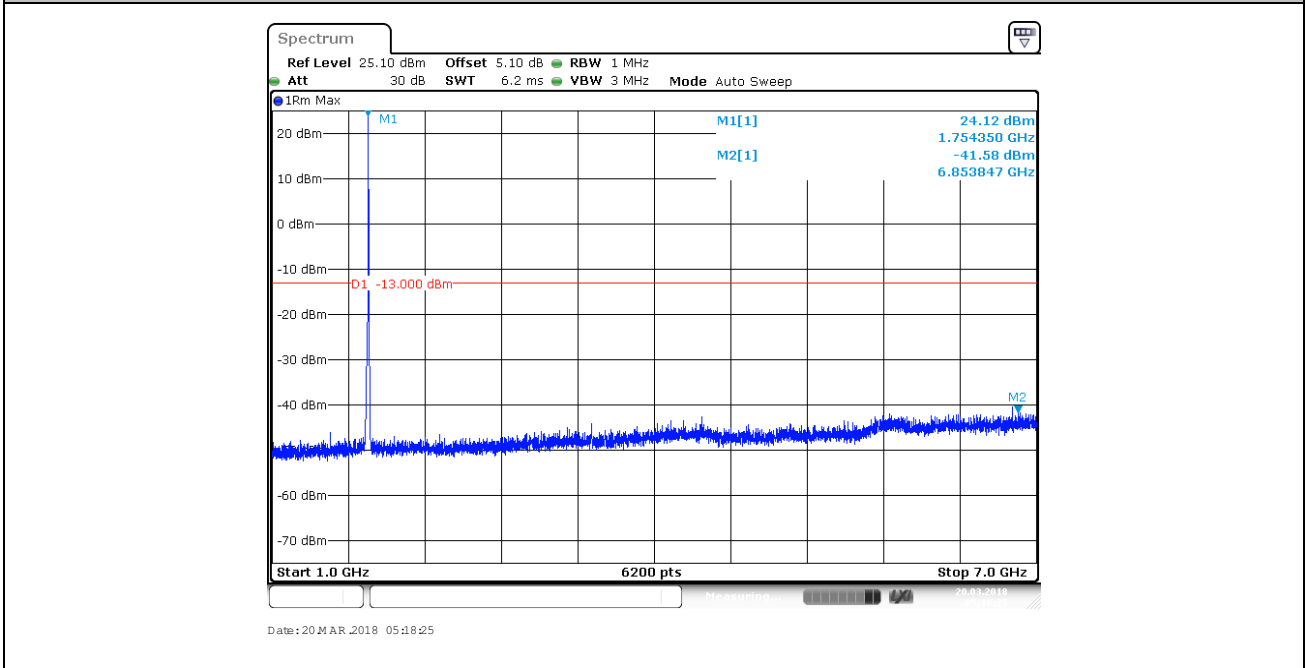
Band IV\_1513



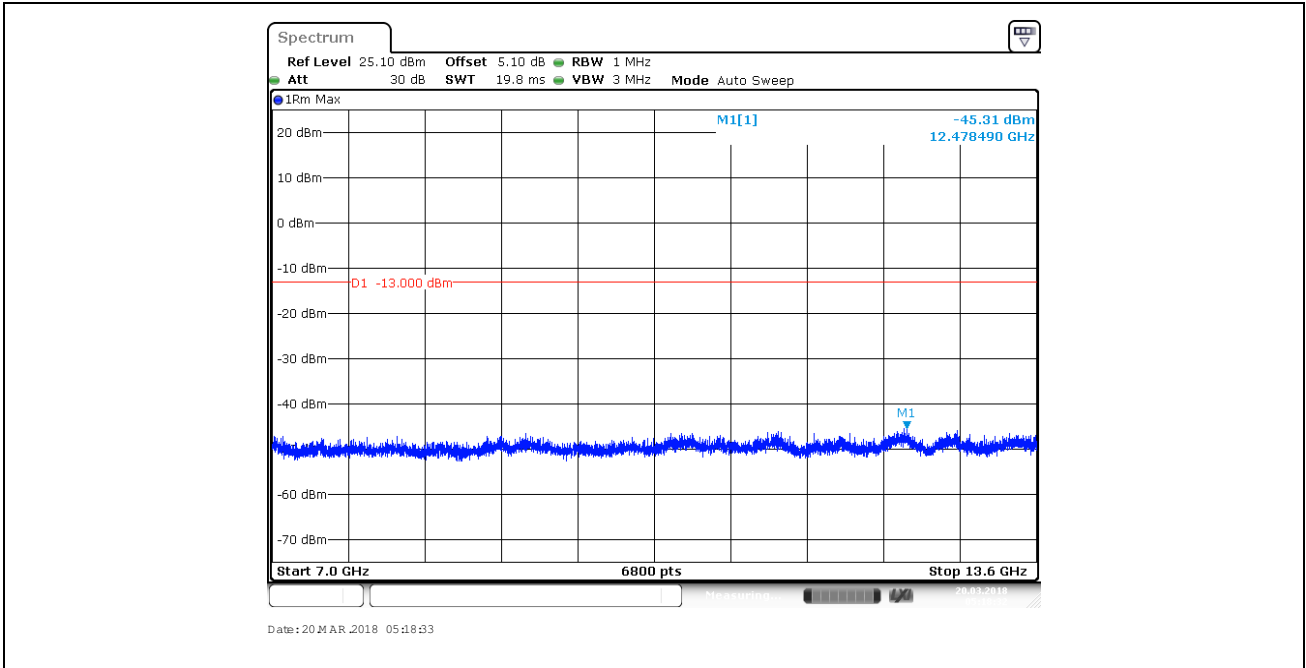
Band IV\_1513



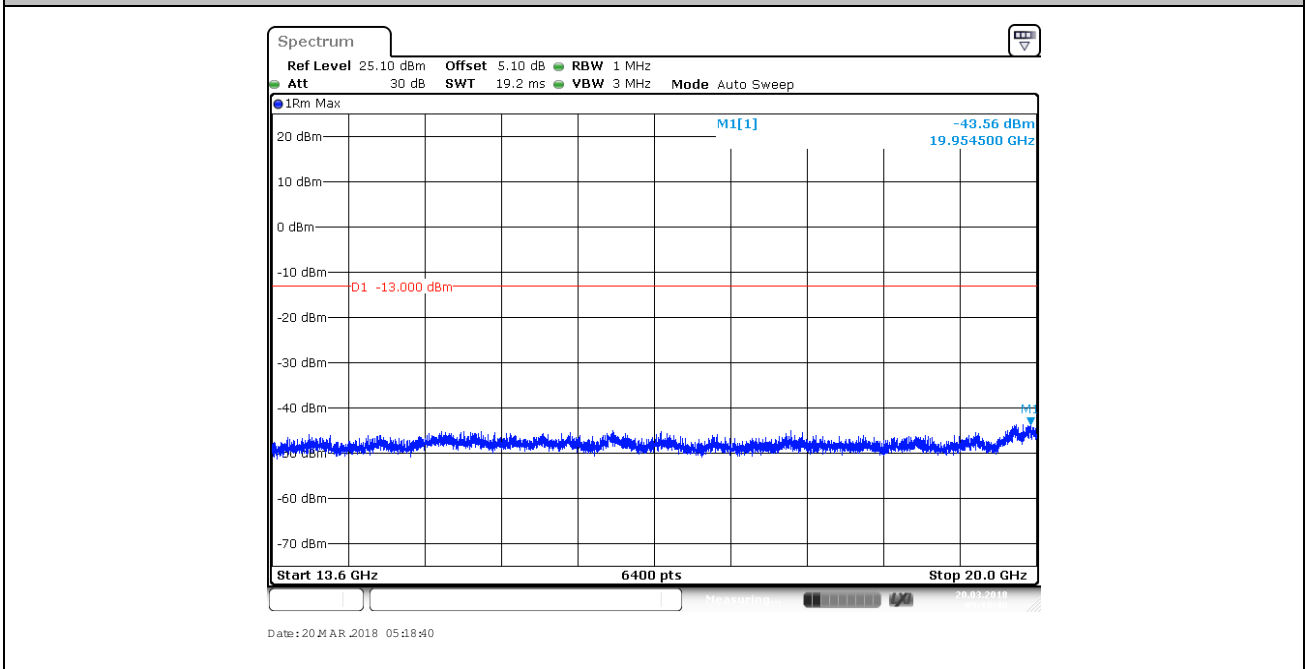
Band IV\_1513



Band IV\_1513

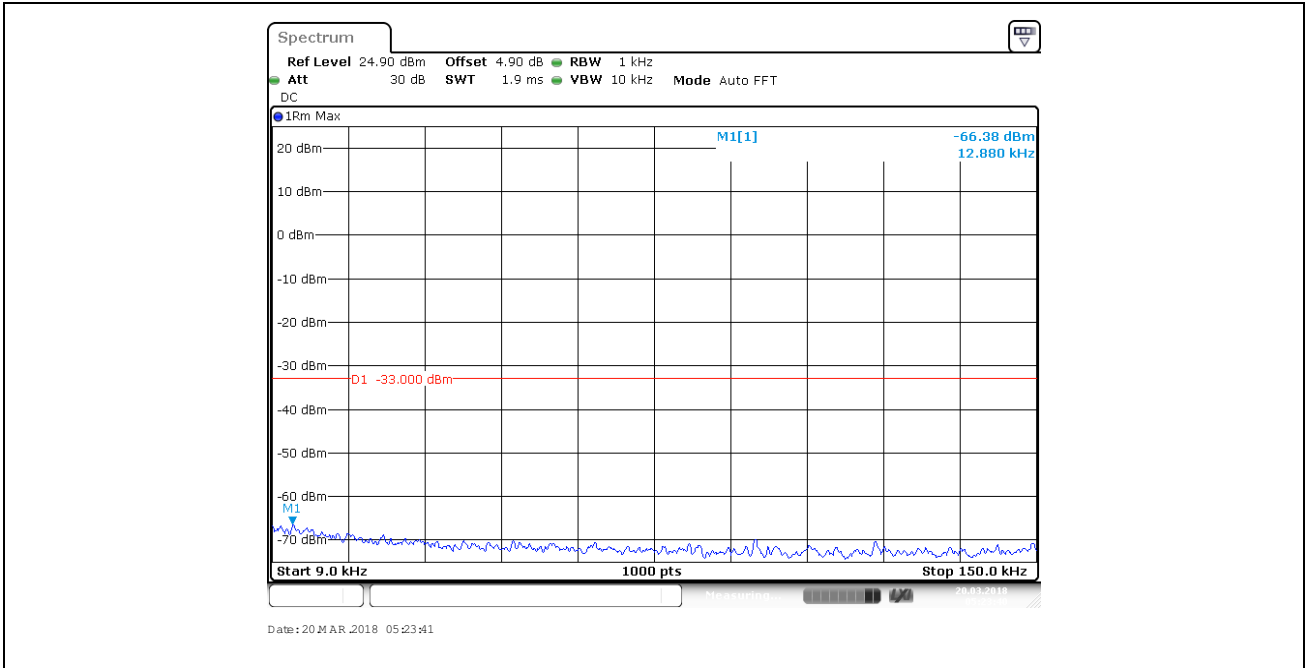


Band IV\_1513

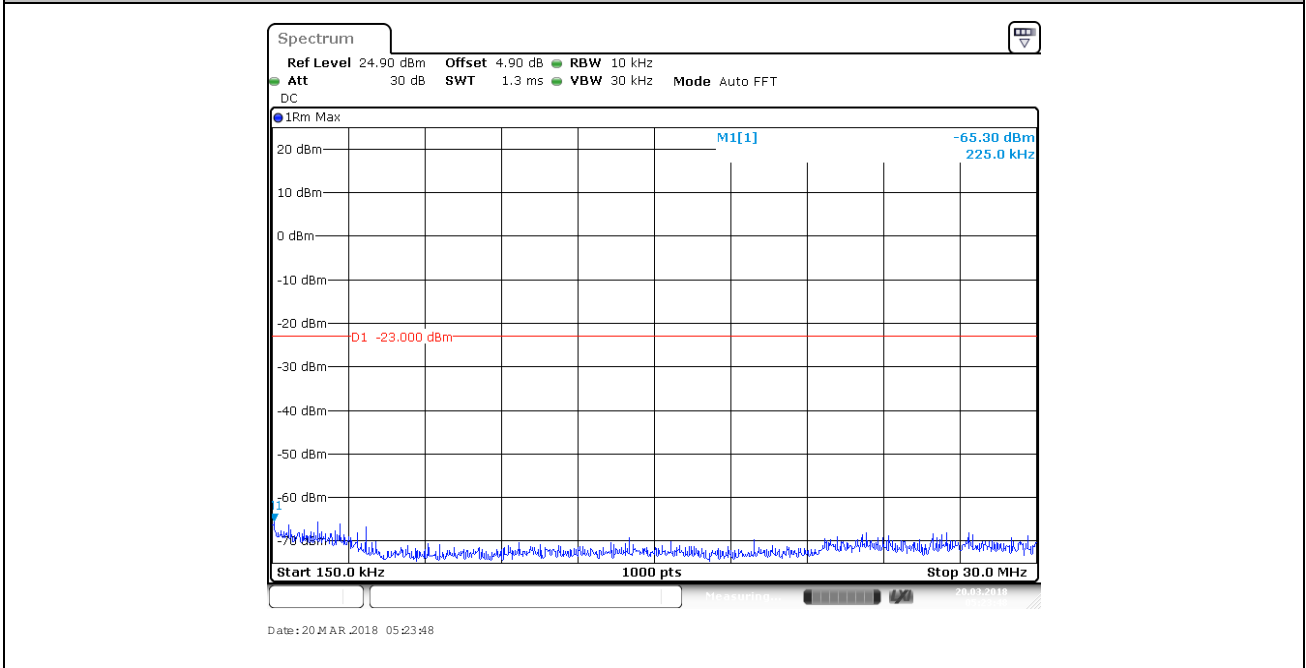


Band IV\_1513

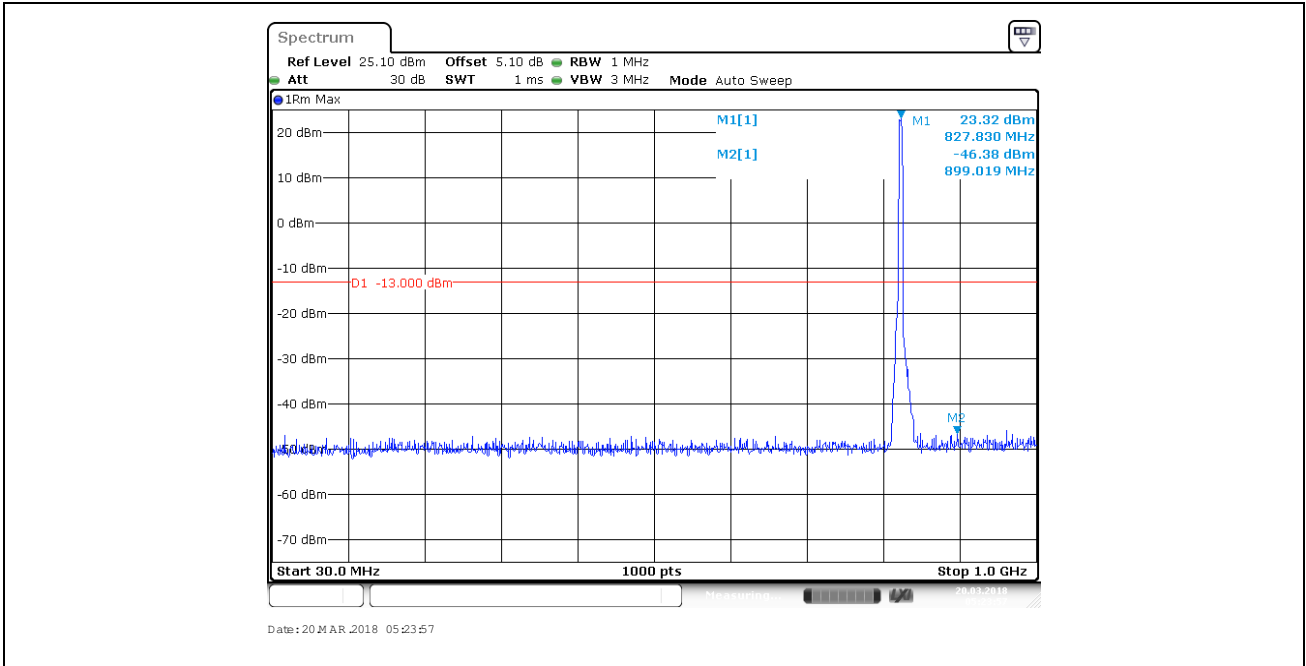




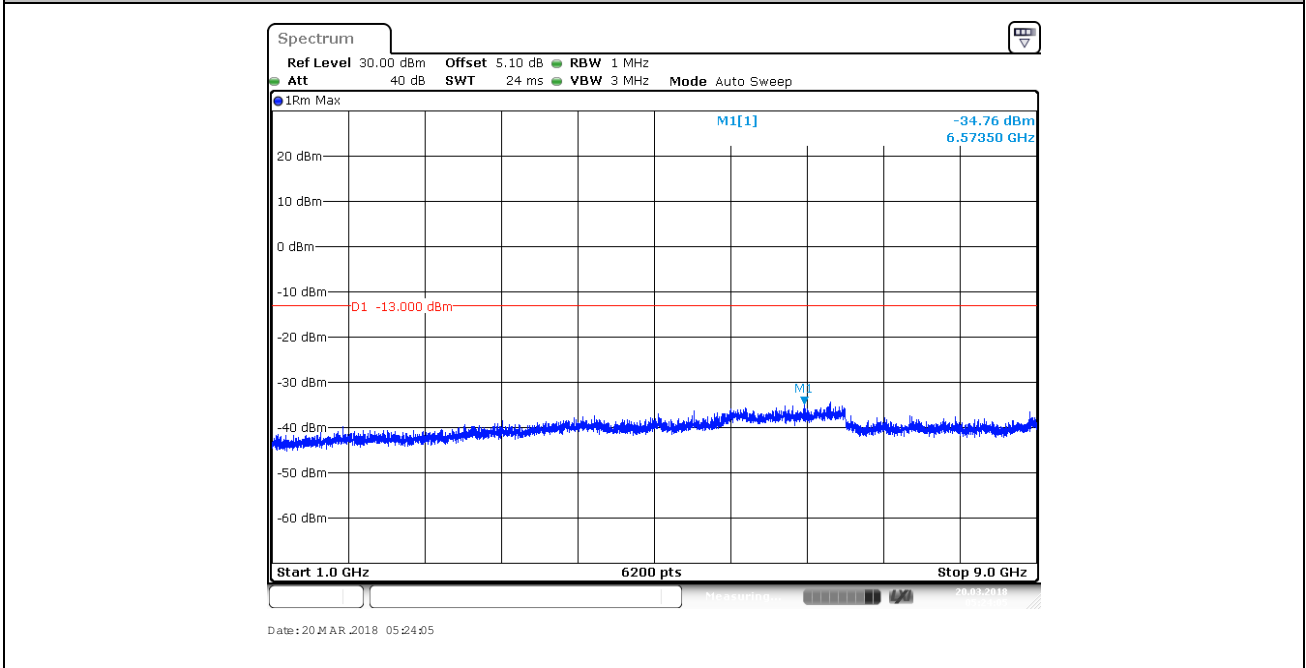
Band V\_4132



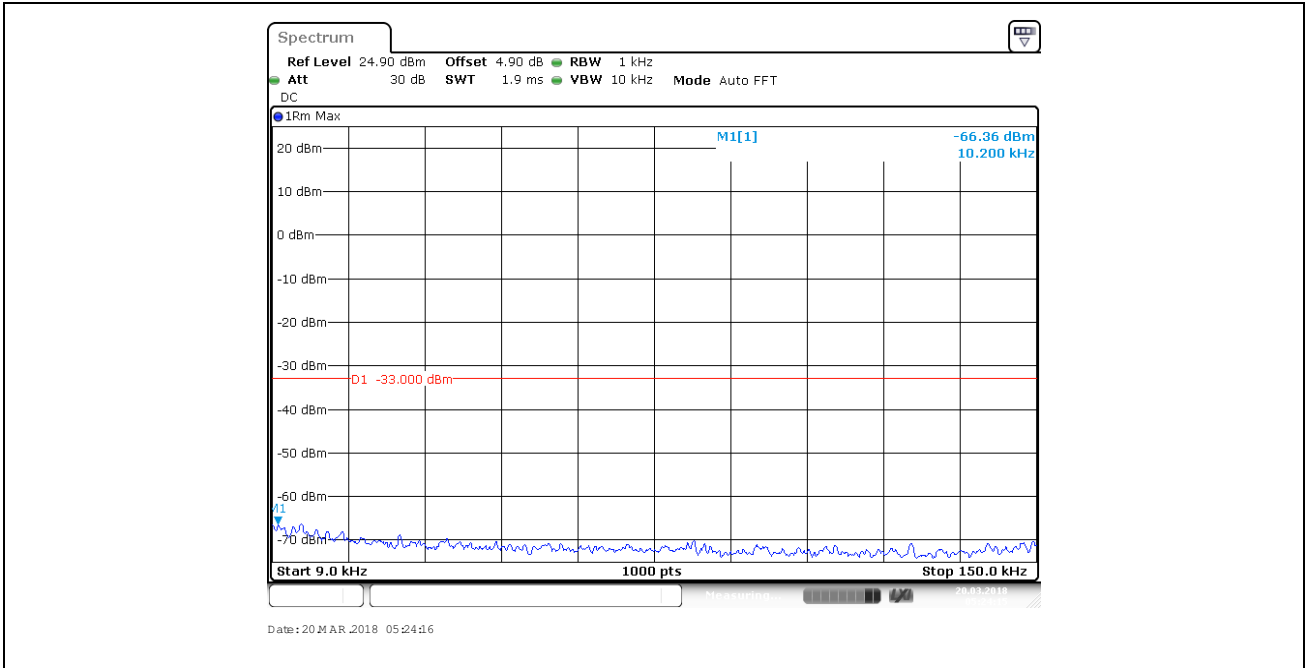
Band V\_4132



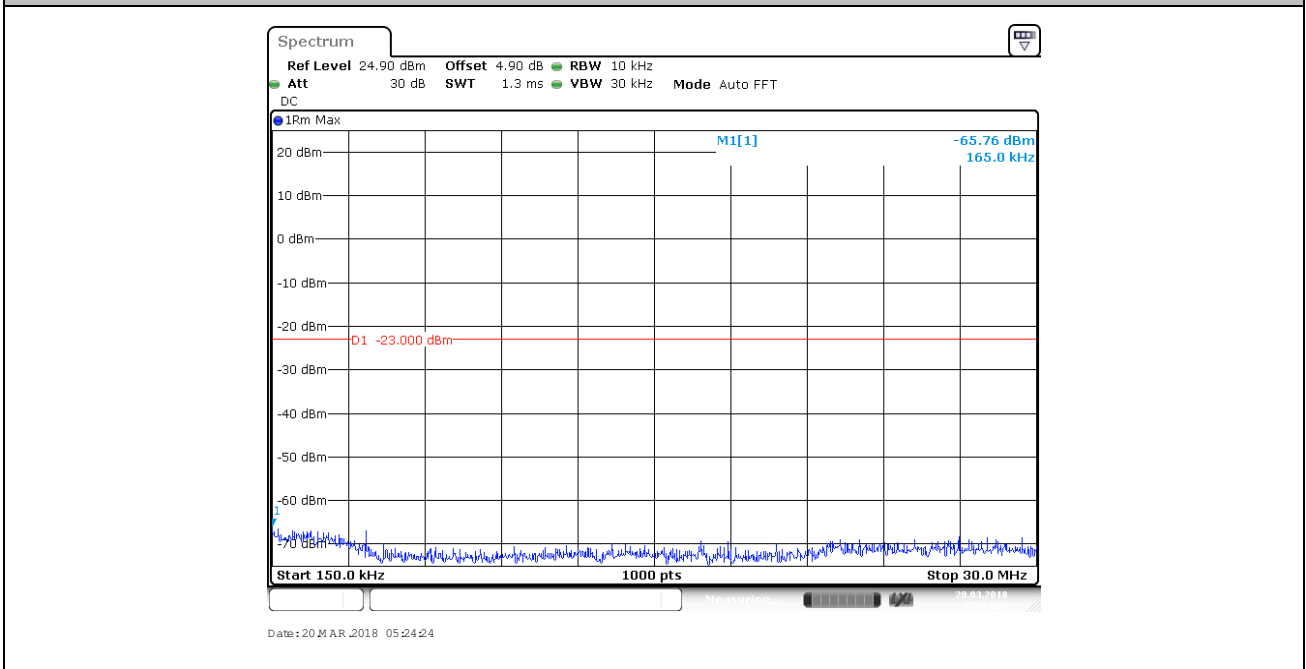
Band V\_4132



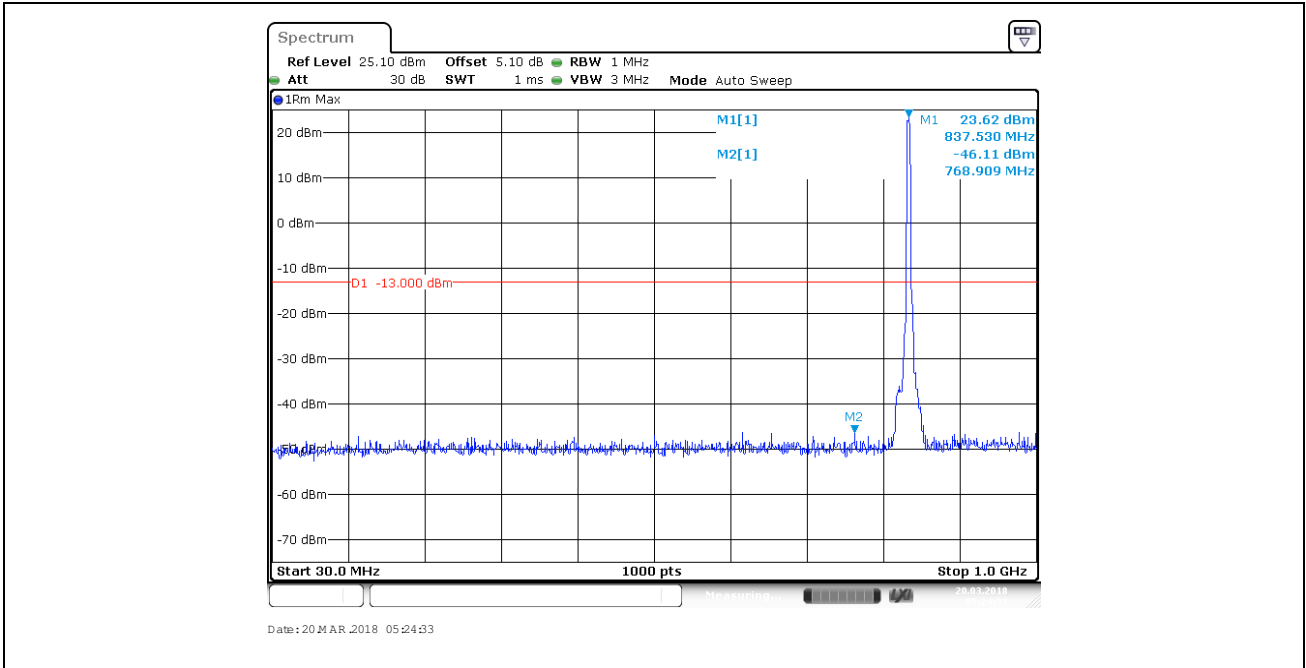
Band V\_4132



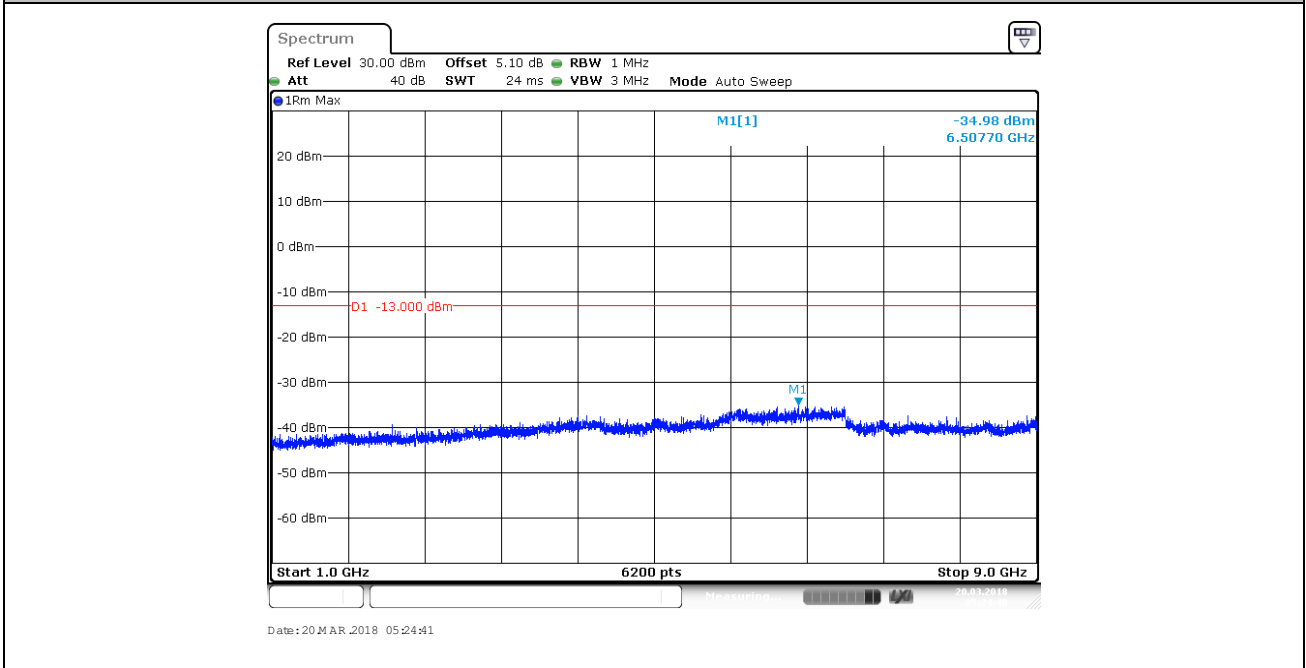
Band V\_4182



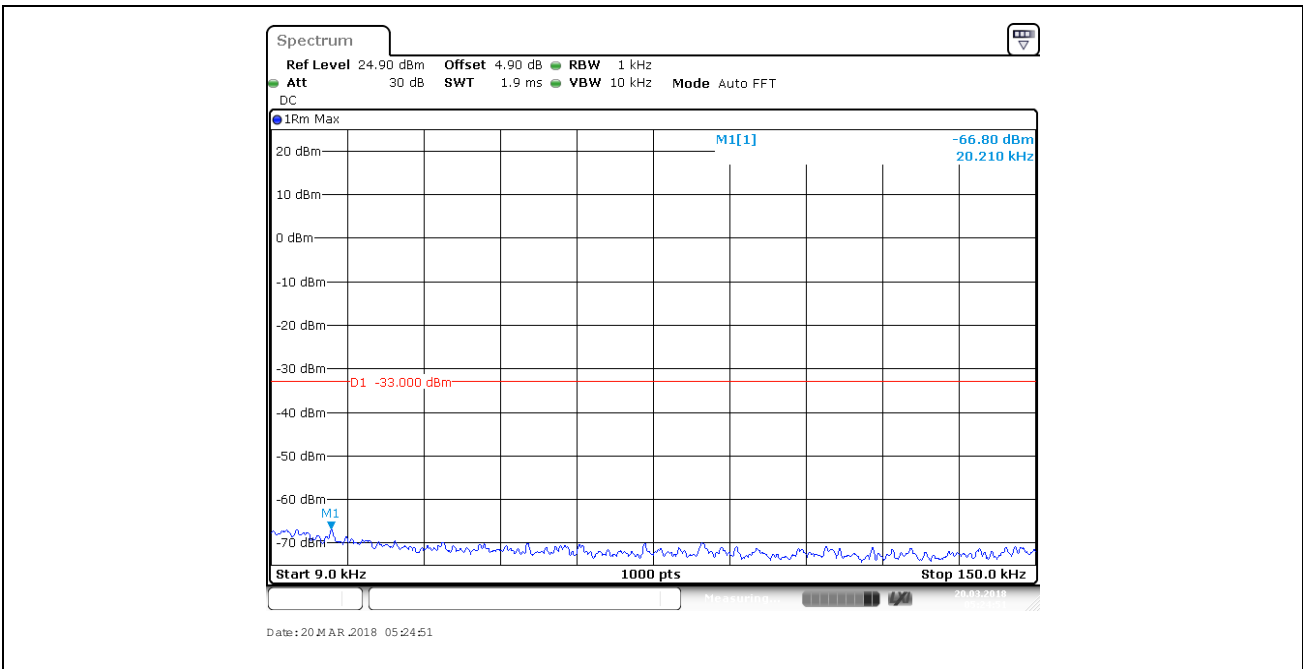
Band V\_4182



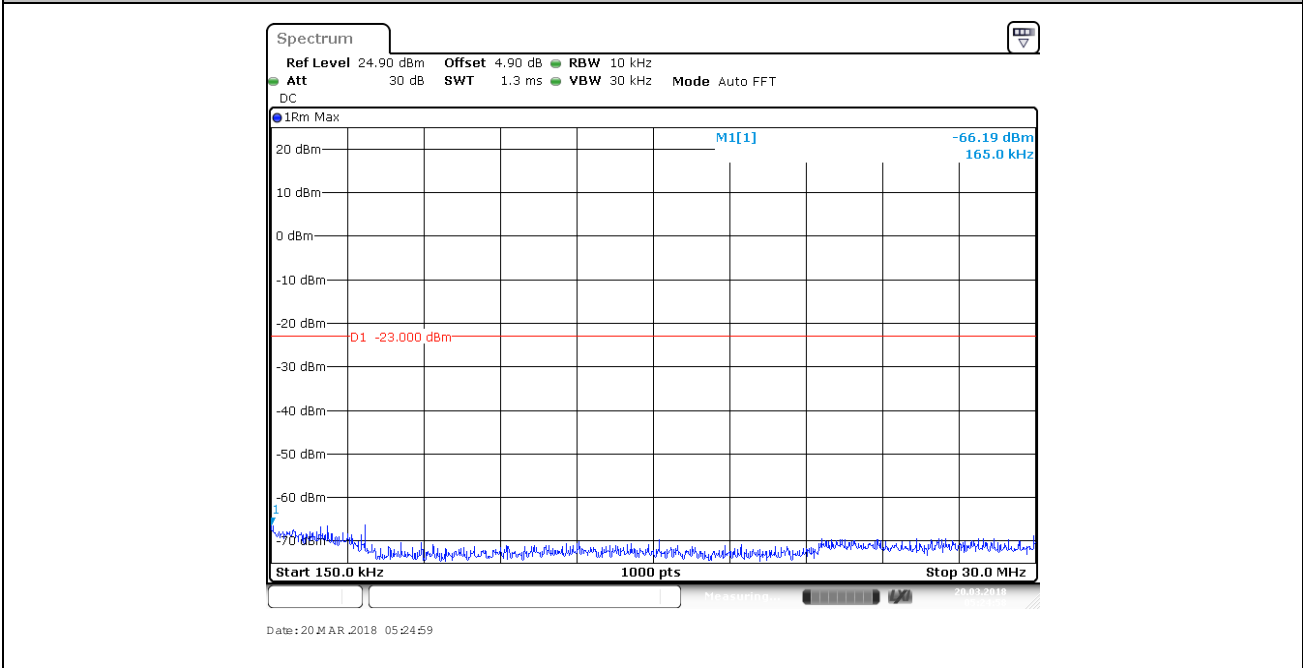
Band V\_4182



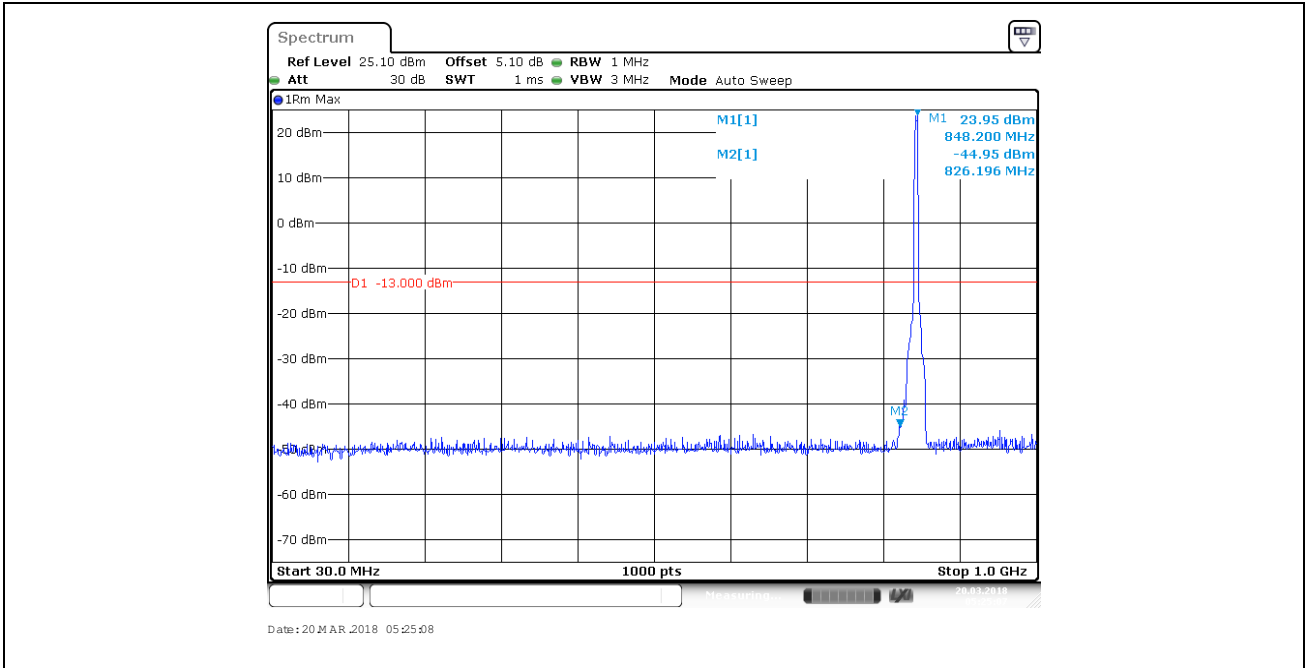
Band V\_4182



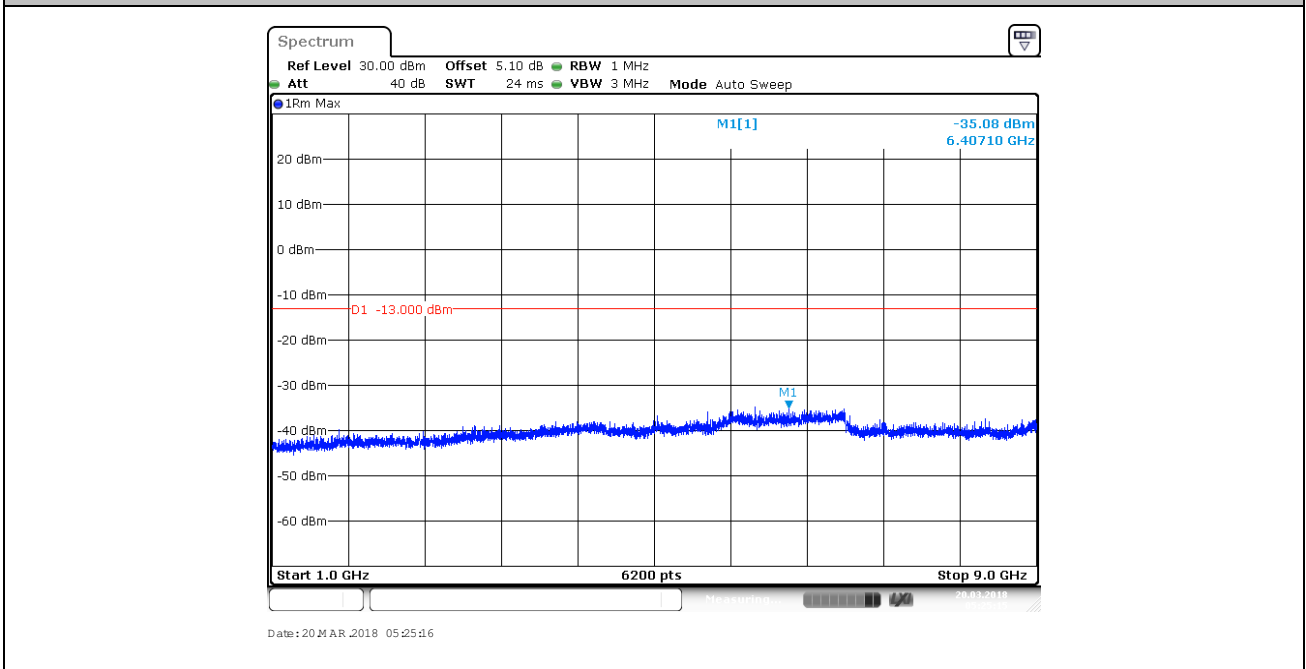
Band V\_4233



Band V\_4233



Band V\_4233



Band V\_4233



## 7. Field Strength of Spurious Radiation

### 6.1. Test Band = WCDMA 1900

#### 6.1.1. Test Mode = UMTS/TM1

##### 6.1.1.1. Test Channel = LCH

Frequency (MHz)	Level (dBm)	Limit Line (dBm)	Over Limit (dB)	Polarization
64.450000	-72.38	-13.00	59.38	Vertical
299.050000	-62.00	-13.00	49.00	Vertical
1505.000000	-48.09	-13.00	35.09	Vertical
3702.975000	-53.24	-13.00	40.24	Vertical
5560.350000	-52.61	-13.00	39.61	Vertical
9496.912500	-52.39	-13.00	39.39	Vertical
62.950000	-68.23	-13.00	55.23	Horizontal
192.000000	-71.49	-13.00	58.49	Horizontal
379.900000	-63.91	-13.00	50.91	Horizontal
1503.000000	-44.55	-13.00	31.55	Horizontal
3707.362500	-54.17	-13.00	41.17	Horizontal
5559.375000	-52.66	-13.00	39.66	Horizontal

##### 6.1.1.2. Test Channel = MCH

Frequency (MHz)	Level (dBm)	Limit Line (dBm)	Over Limit (dB)	Polarization
65.650000	-73.01	-13.00	60.01	Vertical
271.000000	-61.24	-13.00	48.24	Vertical
1202.500000	-48.69	-13.00	35.69	Vertical
3757.575000	-54.26	-13.00	41.26	Vertical
5643.712500	-52.18	-13.00	39.18	Vertical
8981.137500	-52.14	-13.00	39.14	Vertical
62.450000	-68.20	-13.00	55.20	Horizontal
135.700000	-68.54	-13.00	55.54	Horizontal
270.200000	-62.98	-13.00	49.98	Horizontal
1531.000000	-44.10	-13.00	31.10	Horizontal
3759.037500	-54.34	-13.00	41.34	Horizontal
5643.712500	-50.79	-13.00	37.79	Horizontal

##### 6.1.1.3. Test Channel = HCH

Frequency (MHz)	Level (dBm)	Limit Line (dBm)	Over Limit (dB)	Polarization
70.050000	-72.02	-13.00	59.02	Vertical
298.650000	-55.21	-13.00	42.21	Vertical
1273.500000	-48.85	-13.00	35.85	Vertical
3816.562500	-51.76	-13.00	38.76	Vertical
4770.112500	-53.76	-13.00	40.76	Vertical
5726.587500	-52.40	-13.00	39.40	Vertical
63.500000	-67.97	-13.00	54.97	Horizontal
245.450000	-68.45	-13.00	55.45	Horizontal
528.879167	-68.42	-13.00	55.42	Horizontal
1560.000000	-45.83	-13.00	32.83	Horizontal



3813.150000	-49.94	-13.00	36.94	Horizontal
5725.125000	-50.42	-13.00	37.42	Horizontal

## 6.2. Test Band = WCDMA 1700

### 6.2.1. Test Mode = UMTS/TM1

#### 6.2.1.1. Test Channel = LCH

Frequency (MHz)	Level (dBm)	Limit Line (dBm)	Over Limit (dB)	Polarization
40.650000	-63.53	-13.00	50.53	Vertical
241.000000	-71.19	-13.00	58.19	Vertical
407.150000	-70.84	-13.00	57.84	Vertical
1230.000000	-49.91	-13.00	36.91	Vertical
3422.175000	-48.64	-13.00	35.64	Vertical
5134.762500	-53.16	-13.00	40.16	Vertical
63.200000	-68.90	-13.00	55.90	Horizontal
257.650000	-61.64	-13.00	48.64	Horizontal
786.554167	-65.08	-13.00	52.08	Horizontal
3423.150000	-51.90	-13.00	38.90	Horizontal
4745.250000	-53.73	-13.00	40.73	Horizontal
7321.200000	-52.98	-13.00	39.98	Horizontal

#### 6.2.1.2. Test Channel = MCH

Frequency (MHz)	Level (dBm)	Limit Line (dBm)	Over Limit (dB)	Polarization
64.050000	-72.13	-13.00	59.13	Vertical
298.800000	-70.13	-13.00	57.13	Vertical
1385.000000	-48.44	-13.00	35.44	Vertical
3466.537500	-46.78	-13.00	33.78	Vertical
5200.087500	-51.50	-13.00	38.50	Vertical
9229.275000	-51.06	-13.00	38.06	Vertical
62.000000	-68.60	-13.00	55.60	Horizontal
298.200000	-54.80	-13.00	41.80	Horizontal
1383.500000	-47.48	-13.00	34.48	Horizontal
3462.637500	-51.71	-13.00	38.71	Horizontal
5200.087500	-50.76	-13.00	37.76	Horizontal
7924.237500	-51.96	-13.00	38.96	Horizontal

#### 6.2.1.3. Test Channel = HCH

Frequency (MHz)	Level (dBm)	Limit Line (dBm)	Over Limit (dB)	Polarization
64.550000	-72.94	-13.00	59.94	Vertical
81.300000	-71.75	-13.00	58.75	Vertical
271.350000	-62.57	-13.00	49.57	Vertical
3502.612500	-47.13	-13.00	34.13	Vertical
5260.537500	-52.78	-13.00	39.78	Vertical
7109.625000	-52.98	-13.00	39.98	Vertical
63.200000	-68.37	-13.00	55.37	Horizontal
192.000000	-72.25	-13.00	59.25	Horizontal
901.962500	-63.24	-13.00	50.24	Horizontal
1403.500000	-46.06	-13.00	33.06	Horizontal





3503.100000	-52.89	-13.00	39.89	Horizontal
5255.175000	-52.41	-13.00	39.41	Horizontal

### 6.3. Test Band = WCDMA 850

#### 6.3.1. Test Mode = UMTS/TM1

##### 6.3.1.1. Test Channel = LCH

Frequency (MHz)	Level (dBm)	Limit Line (dBm)	Over Limit (dB)	Polarization
65.100000	-82.30	-13.00	69.30	Vertical
192.000000	-79.75	-13.00	66.75	Vertical
542.445833	-76.66	-13.00	63.66	Vertical
1651.000000	-48.86	-13.00	35.86	Vertical
3300.787500	-57.87	-13.00	44.87	Vertical
6519.750000	-65.26	-13.00	52.26	Vertical
63.200000	-78.24	-13.00	65.24	Horizontal
192.000000	-77.22	-13.00	64.22	Horizontal
384.050000	-79.51	-13.00	66.51	Horizontal
1651.000000	-48.46	-13.00	35.46	Horizontal
3302.250000	-60.99	-13.00	47.99	Horizontal
4136.362500	-65.79	-13.00	52.79	Horizontal

##### 6.3.1.2. Test Channel = MCH

Frequency (MHz)	Level (dBm)	Limit Line (dBm)	Over Limit (dB)	Polarization
65.000000	-82.10	-13.00	69.10	Vertical
192.000000	-79.97	-13.00	66.97	Vertical
352.550000	-60.80	-13.00	47.80	Vertical
1674.500000	-49.94	-13.00	36.94	Vertical
3348.562500	-58.65	-13.00	45.65	Vertical
4177.312500	-65.41	-13.00	52.41	Vertical
56.700000	-77.73	-13.00	64.73	Horizontal
192.000000	-73.56	-13.00	60.56	Horizontal
325.350000	-69.99	-13.00	56.99	Horizontal
1674.500000	-48.72	-13.00	35.72	Horizontal
3348.562500	-60.02	-13.00	47.02	Horizontal
4185.600000	-65.77	-13.00	52.77	Horizontal

##### 6.3.1.3. Test Channel = HCH

Frequency (MHz)	Level (dBm)	Limit Line (dBm)	Over Limit (dB)	Polarization
64.550000	-81.74	-13.00	68.74	Vertical
189.750000	-78.92	-13.00	65.92	Vertical
298.150000	-69.61	-13.00	56.61	Vertical
1695.000000	-35.64	-13.00	22.64	Vertical
3383.175000	-63.64	-13.00	50.64	Vertical
4237.275000	-61.24	-13.00	48.24	Vertical
63.050000	-77.98	-13.00	64.98	Horizontal
216.900000	-61.75	-13.00	48.75	Horizontal
461.000000	-63.35	-13.00	50.35	Horizontal
1691.500000	-38.82	-13.00	25.82	Horizontal



3381.225000	-66.37	-13.00	53.37	Horizontal
4237.275000	-63.05	-13.00	50.05	Horizontal

**NOTE:**

- 1) The disturbance above 13GHz and below 30MHz was very low, and the above harmonics were the highest point could be found when testing, so only the above harmonics had been displayed.
- 2) We have tested all modulation, but only the worst case data presented in this report.

## 8. Appendix F: Frequency Stability

### 7.1. Frequency Vs Voltage

Voltage							
Band	Channel	Voltage (Vdc)	Temperature (°C)	Deviation (Hz)	Deviation (ppm)	Limit (ppm)	Verdict
Band II	9262	VL	TN	0.10	0.000054	2.5	PASS
Band II	9262	VN	TN	1.69	0.000911	2.5	PASS
Band II	9262	VH	TN	1.83	0.000988	2.5	PASS
Band II	9400	VL	TN	-1.65	-0.000879	2.5	PASS
Band II	9400	VN	TN	-1.63	-0.000867	2.5	PASS
Band II	9400	VH	TN	-1.49	-0.000791	2.5	PASS
Band II	9538	VL	TN	-5.38	-0.002820	2.5	PASS
Band II	9538	VN	TN	-3.23	-0.001695	2.5	PASS
Band II	9538	VH	TN	-3.41	-0.001789	2.5	PASS
Band IV	1312	VL	TN	8.80	0.005138	2.5	PASS
Band IV	1312	VN	TN	9.14	0.005338	2.5	PASS
Band IV	1312	VH	TN	9.21	0.005380	2.5	PASS
Band IV	1413	VL	TN	-1.02	-0.000590	2.5	PASS
Band IV	1413	VN	TN	-0.87	-0.000500	2.5	PASS
Band IV	1413	VH	TN	0.89	0.000512	2.5	PASS
Band IV	1513	VL	TN	-9.91	-0.005656	2.5	PASS
Band IV	1513	VN	TN	-10.21	-0.005828	2.5	PASS
Band IV	1513	VH	TN	-9.02	-0.005146	2.5	PASS
Band V	4132	VL	TN	0.87	0.001056	2.5	PASS
Band V	4132	VN	TN	1.54	0.001869	2.5	PASS
Band V	4132	VH	TN	0.54	0.000649	2.5	PASS
Band V	4182	VL	TN	-1.07	-0.001283	2.5	PASS
Band V	4182	VN	TN	-0.04	-0.000043	2.5	PASS
Band V	4182	VH	TN	-0.67	-0.000795	2.5	PASS
Band V	4233	VL	TN	-1.61	-0.001901	2.5	PASS
Band V	4233	VN	TN	-1.37	-0.001622	2.5	PASS
Band V	4233	VH	TN	-0.63	-0.000743	2.5	PASS



## 7.2. Frequency Vs Temperature

Temperature							
Band	Channel	Voltage (Vdc)	Temperature (°C)	Deviation (Hz)	Deviation (ppm)	Limit (ppm)	Verdict
Band II	9262	VN	-30	0.91	0.000490	2.5	PASS
Band II	9262	VN	-20	1.62	0.000877	2.5	PASS
Band II	9262	VN	-10	2.23	0.001205	2.5	PASS
Band II	9262	VN	0	-0.23	-0.000124	2.5	PASS
Band II	9262	VN	10	0.81	0.000436	2.5	PASS
Band II	9262	VN	20	1.52	0.000819	2.5	PASS
Band II	9262	VN	30	2.89	0.001560	2.5	PASS
Band II	9262	VN	40	1.22	0.000660	2.5	PASS
Band II	9262	VN	50	2.11	0.001139	2.5	PASS
Band II	9400	VN	-30	-0.48	-0.000255	2.5	PASS
Band II	9400	VN	-20	-1.40	-0.000746	2.5	PASS
Band II	9400	VN	-10	-2.29	-0.001217	2.5	PASS
Band II	9400	VN	0	-1.41	-0.000749	2.5	PASS
Band II	9400	VN	10	-2.46	-0.001309	2.5	PASS
Band II	9400	VN	20	-1.09	-0.000578	2.5	PASS
Band II	9400	VN	30	-0.61	-0.000323	2.5	PASS
Band II	9400	VN	40	-0.51	-0.000274	2.5	PASS
Band II	9400	VN	50	-1.42	-0.000757	2.5	PASS
Band II	9538	VN	-30	-3.83	-0.002006	2.5	PASS
Band II	9538	VN	-20	-3.79	-0.001987	2.5	PASS
Band II	9538	VN	-10	-3.59	-0.001882	2.5	PASS
Band II	9538	VN	0	-2.93	-0.001537	2.5	PASS
Band II	9538	VN	10	-3.38	-0.001774	2.5	PASS
Band II	9538	VN	20	-4.66	-0.002441	2.5	PASS
Band II	9538	VN	30	-4.15	-0.002175	2.5	PASS
Band II	9538	VN	40	-5.40	-0.002831	2.5	PASS
Band II	9538	VN	50	-3.73	-0.001953	2.5	PASS
Band IV	1312	VN	-30	9.12	0.005326	2.5	PASS
Band IV	1312	VN	-20	8.99	0.005250	2.5	PASS
Band IV	1312	VN	-10	8.20	0.004791	2.5	PASS
Band IV	1312	VN	0	9.74	0.005689	2.5	PASS
Band IV	1312	VN	10	9.61	0.005610	2.5	PASS
Band IV	1312	VN	20	10.14	0.005919	2.5	PASS
Band IV	1312	VN	30	9.57	0.005589	2.5	PASS
Band IV	1312	VN	40	8.79	0.005133	2.5	PASS
Band IV	1312	VN	50	8.85	0.005171	2.5	PASS
Band IV	1413	VN	-30	-0.48	-0.000277	2.5	PASS
Band IV	1413	VN	-20	0.05	0.000029	2.5	PASS
Band IV	1413	VN	-10	0.02	0.000012	2.5	PASS
Band IV	1413	VN	0	0.77	0.000446	2.5	PASS
Band IV	1413	VN	10	0.31	0.000178	2.5	PASS

This document is issued by the Company subject to its General Conditions of Service printed overleaf, available on request or accessible at <http://www.sgs.com/en/Terms-and-Conditions.aspx> and, for electronic format documents, subject to Terms and Conditions for Electronic Documents at <http://www.sgs.com/en/Terms-and-Conditions/Terms-e-Document.aspx>. Attention is drawn to the limitation of liability, indemnification and jurisdiction issues defined therein. Any holder of this document is advised that information contained hereon reflects the Company's findings at the time of its intervention only and within the limits of Client's instructions, if any. The Company's sole responsibility is to its Client and this document does not exonerate parties to a transaction from exercising all their rights and obligations under the transaction documents. This document cannot be reproduced except in full, without prior written approval of the Company. Any unauthorized alteration, forgery or falsification of the content or appearance of this document is unlawful and offenders may be prosecuted to the fullest extent of the law. Unless otherwise stated the results shown in this test report refer only to the sample(s) tested and such sample(s) are retained for 30 days only.



Band IV	1413	VN	20	1.56	0.000900	2.5	PASS
Band IV	1413	VN	30	0.35	0.000202	2.5	PASS
Band IV	1413	VN	40	0.67	0.000388	2.5	PASS
Band IV	1413	VN	50	1.22	0.000706	2.5	PASS
Band IV	1513	VN	-30	-9.95	-0.005677	2.5	PASS
Band IV	1513	VN	-20	-7.92	-0.004518	2.5	PASS
Band IV	1513	VN	-10	-10.46	-0.005967	2.5	PASS
Band IV	1513	VN	0	-9.56	-0.005456	2.5	PASS
Band IV	1513	VN	10	-9.48	-0.005407	2.5	PASS
Band IV	1513	VN	20	-10.99	-0.006269	2.5	PASS
Band IV	1513	VN	30	-10.31	-0.005881	2.5	PASS
Band IV	1513	VN	40	-10.36	-0.005914	2.5	PASS
Band IV	1513	VN	50	-10.66	-0.006085	2.5	PASS
Band V	4132	VN	-30	0.31	0.000372	2.5	PASS
Band V	4132	VN	-20	0.64	0.000770	2.5	PASS
Band V	4132	VN	-10	0.71	0.000857	2.5	PASS
Band V	4132	VN	0	0.54	0.000658	2.5	PASS
Band V	4132	VN	10	0.96	0.001160	2.5	PASS
Band V	4132	VN	20	0.70	0.000848	2.5	PASS
Band V	4132	VN	30	-0.12	-0.000147	2.5	PASS
Band V	4132	VN	40	0.13	0.000156	2.5	PASS
Band V	4132	VN	50	0.28	0.000338	2.5	PASS
Band V	4182	VN	-30	-0.89	-0.001060	2.5	PASS
Band V	4182	VN	-20	0.62	0.000735	2.5	PASS
Band V	4182	VN	-10	-0.57	-0.000676	2.5	PASS
Band V	4182	VN	0	0.16	0.000188	2.5	PASS
Band V	4182	VN	10	-1.09	-0.001300	2.5	PASS
Band V	4182	VN	20	0.22	0.000265	2.5	PASS
Band V	4182	VN	30	-0.49	-0.000582	2.5	PASS
Band V	4182	VN	40	0.52	0.000624	2.5	PASS
Band V	4182	VN	50	-0.62	-0.000735	2.5	PASS
Band V	4233	VN	-30	-1.51	-0.001783	2.5	PASS
Band V	4233	VN	-20	-1.57	-0.001850	2.5	PASS
Band V	4233	VN	-10	-1.29	-0.001521	2.5	PASS
Band V	4233	VN	0	-0.69	-0.000820	2.5	PASS
Band V	4233	VN	10	-1.79	-0.002112	2.5	PASS
Band V	4233	VN	20	-1.50	-0.001774	2.5	PASS
Band V	4233	VN	30	-1.58	-0.001867	2.5	PASS
Band V	4233	VN	40	-0.53	-0.000625	2.5	PASS
Band V	4233	VN	50	-1.45	-0.001715	2.5	PASS

The End