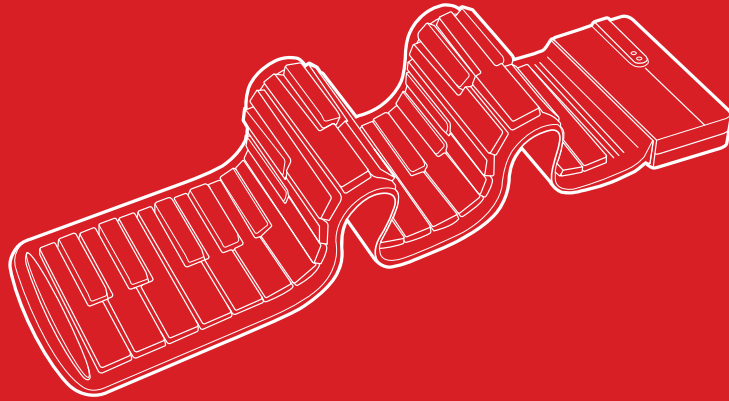




bestchoiceproducts



# INSTRUCTION MANUAL

---

## Bluetooth Roll-Up Keyboard

Ver. 1

SKY4929 + SKY4930

changes or modifications not expressly approved by the party responsible for compliance could void the user's authority to operate the equipment.

This equipment has been tested and found to comply with the limits for a Class B digital device, pursuant to Part 15 of the FCC Rules. These limits are designed to provide reasonable protection against harmful interference in a residential installation. This equipment generates, uses and can radiate radio frequency energy and, if not installed and used in accordance with the instructions, may cause harmful interference to radio communications. However, there is no guarantee that interference will not occur in a particular installation.

If this equipment does cause harmful interference to radio or television reception, which can be determined by turning the equipment off and on, the user is encouraged to try to correct the interference by one or more of the following measures:

- Reorient or relocate the receiving antenna.
- Increase the separation between the equipment and receiver.
- Connect the equipment into an outlet on a circuit different from that to which the receiver is connected.
- Consult the dealer or an experienced radio/TV technician for help.

## NOTICE

Please retain these instructions for future reference.

- Only use keyboard on a flat and even surface.
- After use, roll up the keyboard and store it in the provided bag.
- Unplug the keyboard if it is fully charged.
- If any parts are missing, broken, damaged, or worn, stop using this product until repairs are made and/or factory replacement parts are installed.
- Do not use this item in a way inconsistent with the manufacturer's instructions as this could void the product warranty.

## WARNING

- Do not use in extremely high temperatures.
- Do not use in damp or dirty conditions.
- Keep keyboard away from sharp or hard objects that could scratch or damage the product.
- Do not pull or twist the keyboard.
- Do not use in an area with strong electromagnetic waves.

## REQUIRED



SMART DEVICE  
(PHONE/TABLET)



HEADPHONE/SPEAKERS  
(RECOMMENDED)


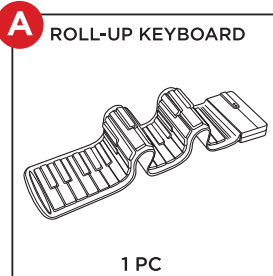


1 PERSON  
ASSEMBLY



APPROXIMATELY  
5 MIN. SETUP

## PARTS



CHARGE TIME	2 HOURS
PLAY TIME	10 HOURS
AGE RANGE	12 & UP

## PRODUCT ASSEMBLY

Please retain these instructions for future reference.

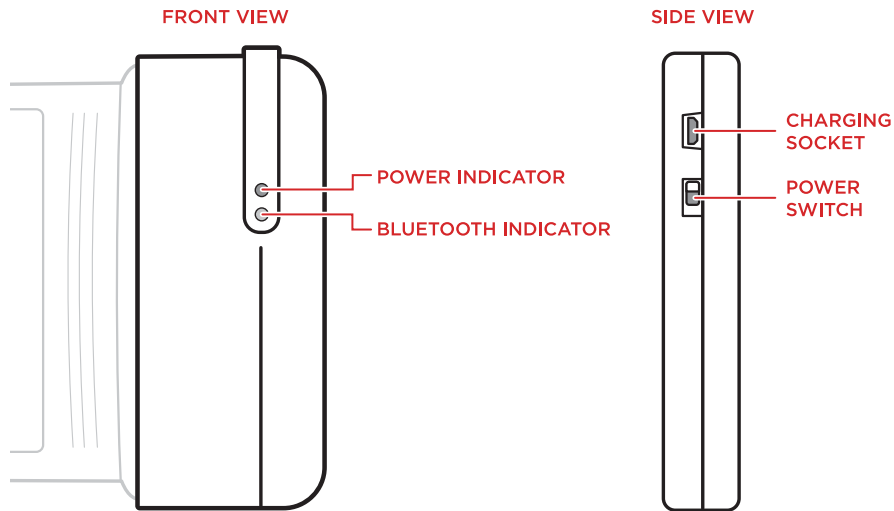
1. Unroll the part A keyboard and lay it on a flat, even surface.
2. Flip the power switch to turn on the keyboard.
3. On your smart device, open one of the applications associated with this keyboard (see Applications section). Your phone/tablet will automatically pair with the keyboard.

**NOTE:** Your device's Bluetooth must be enabled.

4. Follow instructions on the application to play the keyboard.

**NOTE:** It is recommended that you use headphones or external speakers when playing.






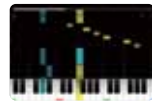
## DIAGRAM



- **POWER INDICATOR (RED):** During charging, a red light indicates that the item is charging. The light will turn off when fully charged.
- **BLUETOOTH INDICATOR (GREEN):** Flashing light indicates that Bluetooth is on.

## APPLICATIONS

In your phone or tablet's app store, download one of the following apps:

CHILDREN	BEGINNERS	DOWNLOAD LIBRARY
		
Panda Piano - Fruit Party	Star Piano	Pop Piano
		
This app uses fun and colorful graphics to teach children to play simple songs.	This app uses 6 different methods to teach you how to play - rhythm, listening, scales, chords, sheet music, and songs.	This app uses the "waterfall" method to teach you how to play music from a vast catalogue of popular songs.



Apple and the Apple logo are trademarks of Apple Inc., registered in the U.S. and other countries. App Store is a service mark of Apple Inc. Android, Google Play, and the Google Play logo are trademarks of Google Inc.

NOTE: If an app is not immediately found, add "Egg Carton Studios" to your search query. These are third-party apps; Best Choice Products does not own or operate these apps. Please contact the developer through your app store if you have any questions or concerns.

## CARE & STORAGE

- After use, roll up the keyboard and store it in the provided bag.
- If dirty, wipe down with a dry, soft cloth.
- If unused for more than 3 months, fully recharge the battery before use.



## CHARGING INSTRUCTIONS

1. Insert one end of the part B charging cable into the side of the keyboard and plug the other end into a computer or USB adaptor.
2. Charge the battery for 2 hours.
3. Unplug the keyboard after it is fully charged.

## TROUBLESHOOTING

Problem	Reason	Solution
Bluetooth not connecting	Bluetooth not enabled	Enable Bluetooth on device and keyboard
	Distance too far	Move device and keyboard closer together
Keyboard not working	Low power	Charge the keyboard

## PRODUCT WARRANTY INFORMATION

All items can be returned for any reason within 60 days of the receipt and will receive a full refund as long as the item is returned in its original product packaging and all accessories from its original shipment are included. All returned items will receive a full refund back to the original payment method. All returned items will not be charged a re-stocking fee.

All returned items require an RA (Return Authorization) number, which can only be provided by a Best Choice Products Customer Service Representative when the return request is submitted. Items received without an RA may not be accepted or may increase your return processing time. Once an item has been received by Best Choice Products, refunds or replacements will be processed within 5 business days.

All returns must be shipped back to the Best Choice Products Return Center at the customer's expense. If the reason for return is a result of an error by Best Choice Products then Best Choice Products will provide a pre-paid shipping label via email. Boxes for return shipping will not be provided by Best Choice Products, and is the customer's responsibility to either use the original shipping boxes or purchase new boxes.

Pictures may be required for some returns to ensure an item is not damaged prior to its return. Items returned are not considered undamaged until they are received by Best Choice Products and verified as such. All damages to items are the customer's responsibility until the item has been received by and acknowledge by Best Choice Products as undamaged.

### CONTACT US; WE'RE HERE 7 DAYS A WEEK TO HELP YOU!



[bestchoiceproducts.com](http://bestchoiceproducts.com)



[customerservice@bestchoiceproducts.com](mailto:customerservice@bestchoiceproducts.com)



844.948.8400



LEARN MORE!

## WARNING

Manufacturer and seller expressly disclaim any and all liability for personal injury, property damage or loss, whether direct, indirect, or incidental, resulting from the incorrect attachment, improper use, inadequate maintenance, or neglect of this product.