

TEST SET-UP PHOTOS TO REPORT NO.: 359040  
FCC ID: 2APABQBASE  
Page 1 (23)

## PHOTOS OF TEST SET-UP




**Conducted emission (Ground modem)**




**TX radiated emission (Ground modem)**






**TX radiated emission (Ground modem)**




**TX radiated emission setup (Ground modem)**




**Spurious radiated < 30MHz (Ground modem)**






**Spurious radiated < 30MHz (Ground modem)**




**Spurious radiated emission setup below 1GHz (Ground modem)**



**Spurious radiated emission 30 MHz - 200 MHz (Ground modem)**





**Spurious radiated emission 30 MHz - 200 MHz (Ground modem)**



**Spurious radiated emission 200 MHz - 1000 MHz (Ground modem)**