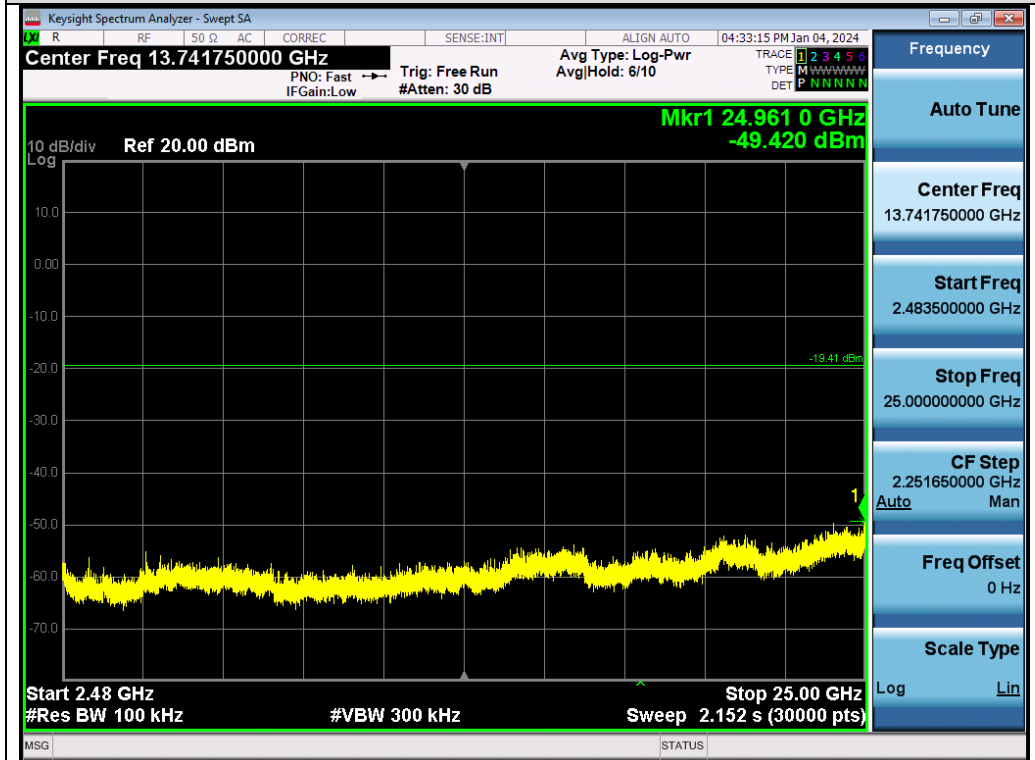
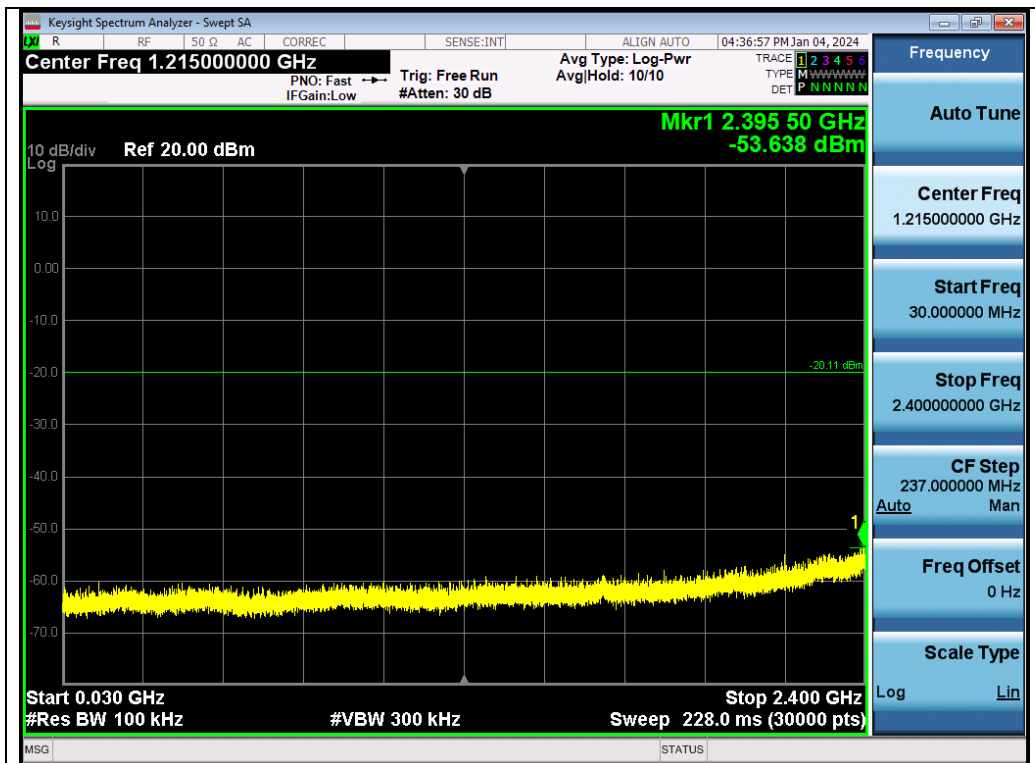


Test\_Graph\_802.11n20\_ANT1\_2412\_MCS0\_Lower Band Emissions

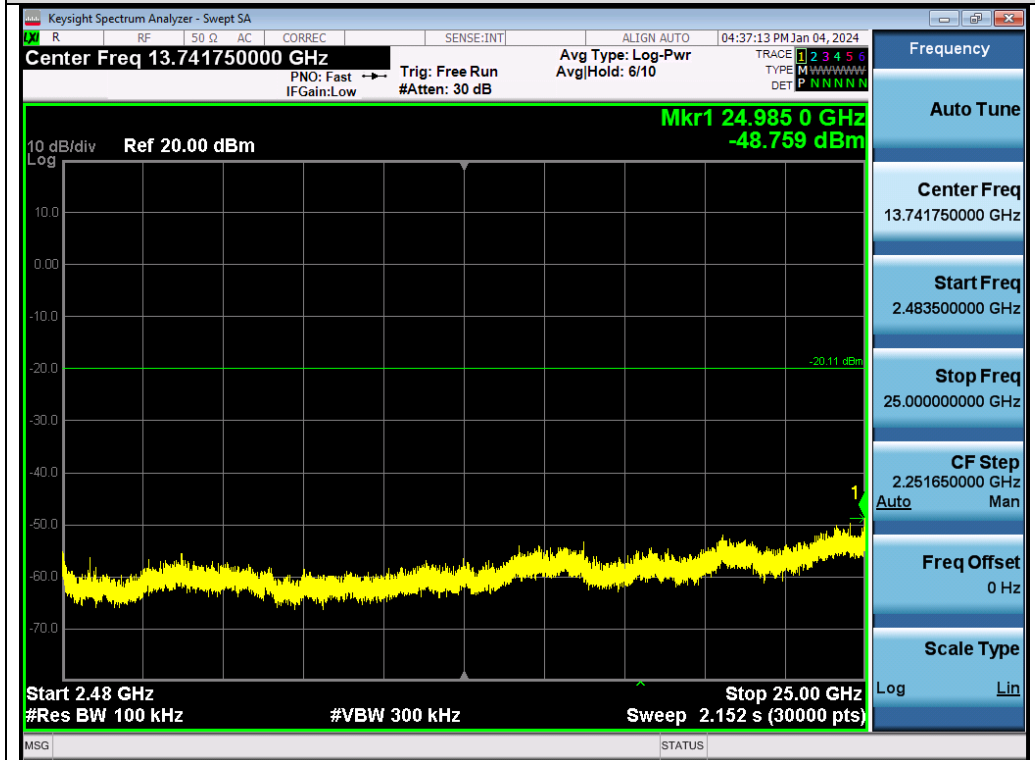


Test\_Graph\_802.11n20\_ANT1\_2412\_MCS0\_Higher Band Emissions

Any report having not been signed by authorized approver, or having been altered without authorization, or having not been stamped by the "Dedicated Testing/Inspection Stamp" is deemed to be invalid. Copying or excerpting portion of, or altering the content of the report is not permitted without the written authorization of AGC. The test results presented in the report apply only to the tested sample. Any objections to report issued by AGC should be submitted to AGC within 15days after the issuance of the test report. Further enquiry of validity or verification of the test report should be addressed to AGC by agc01@agccert.com.

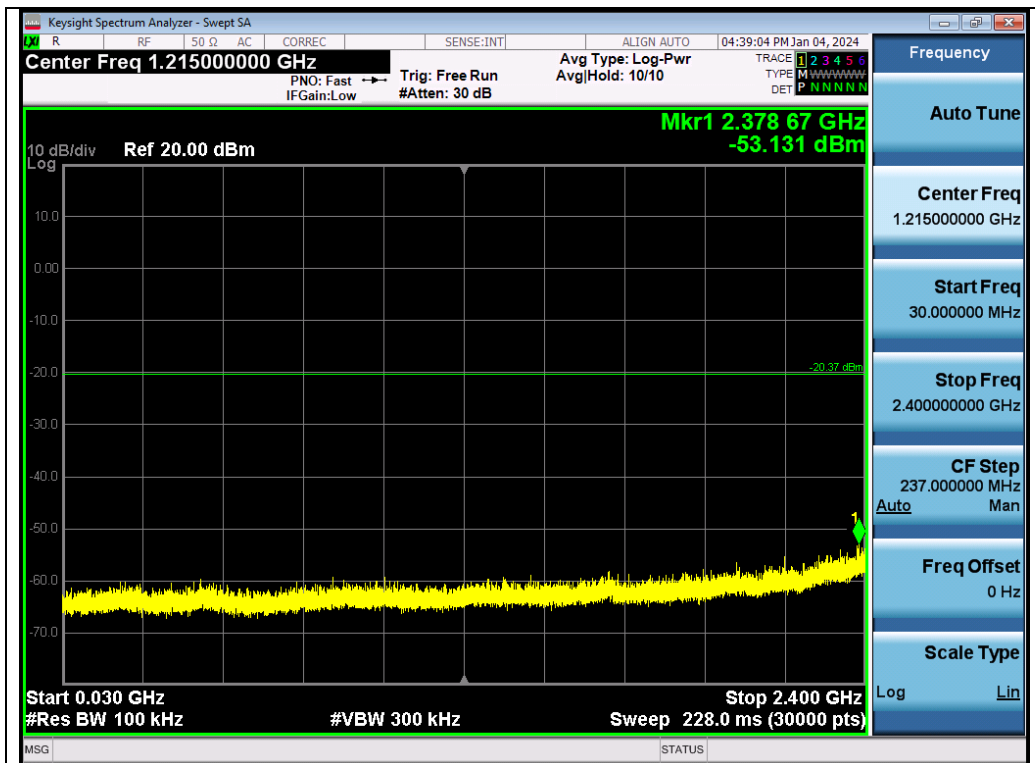


Test\_Graph\_802.11n20\_ANT1\_2437\_MCS0\_Lower Band Emissions

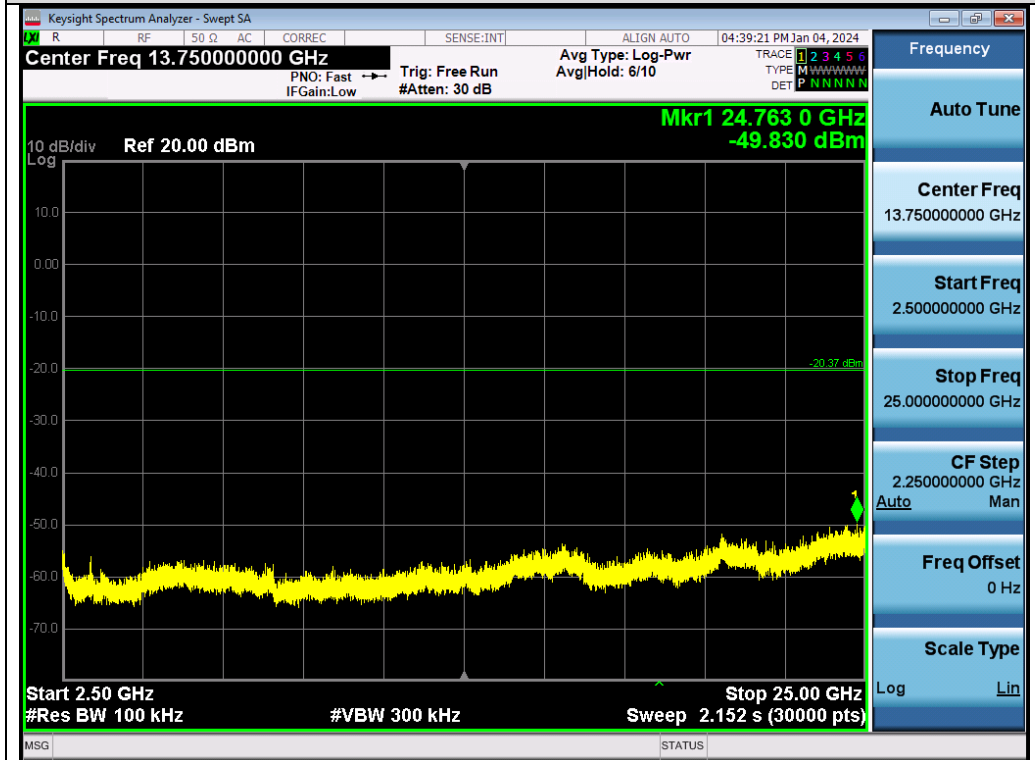


Test\_Graph\_802.11n20\_ANT1\_2437\_MCS0\_Higher Band Emissions

Any report having not been signed by authorized approver, or having been altered without authorization, or having not been stamped by the "Dedicated Testing/Inspection Stamp" is deemed to be invalid. Copying or excerpting portion of, or altering the content of the report is not permitted without the written authorization of AGC. The test results presented in the report apply only to the tested sample. Any objections to report issued by AGC should be submitted to AGC within 15days after the issuance of the test report. Further enquiry of validity or verification of the test report should be addressed to AGC by agc01@agccert.com.

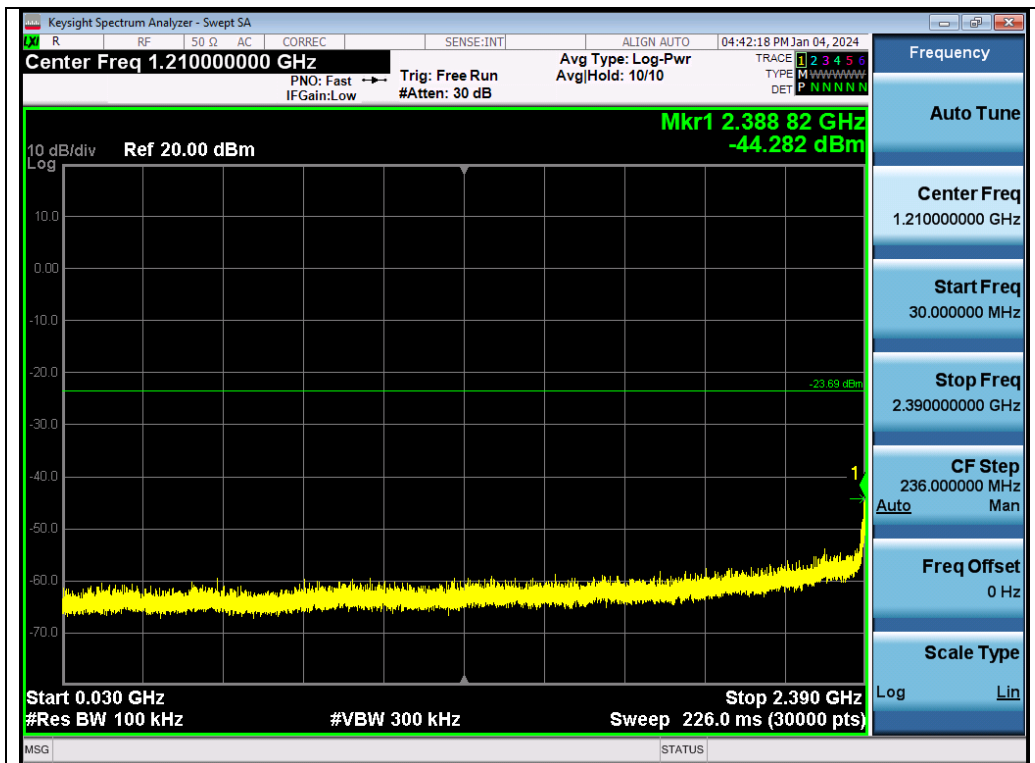


Test\_Graph\_802.11n20\_ANT1\_2462\_MCS0\_Lower Band Emissions

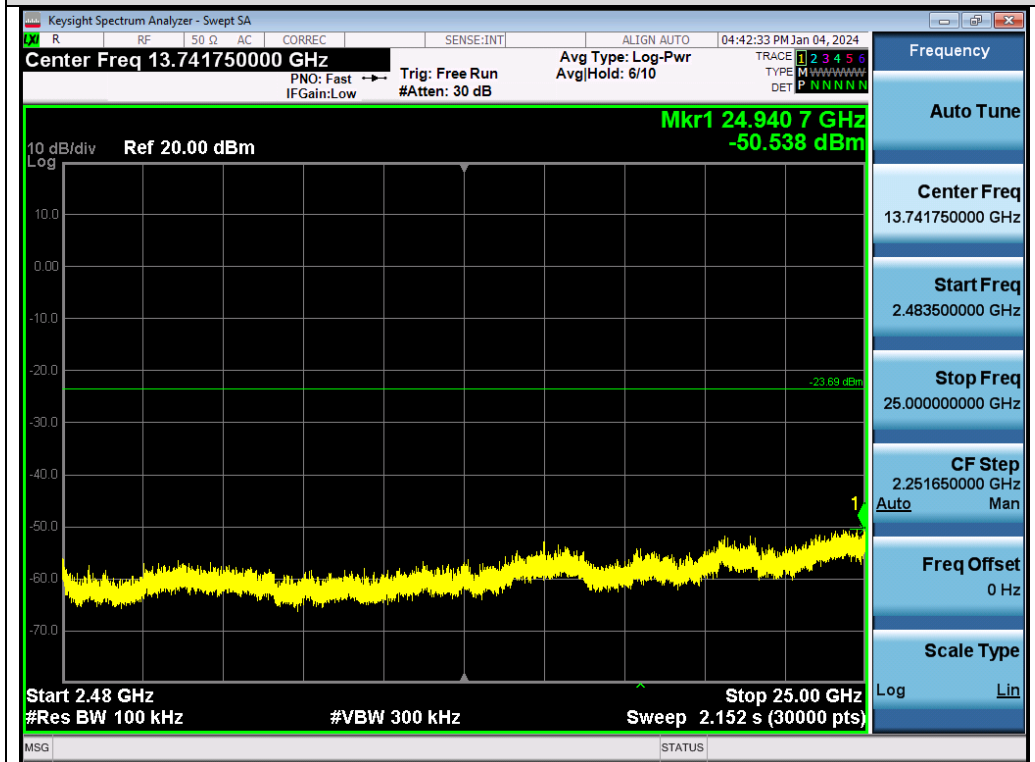


Test\_Graph\_802.11n20\_ANT1\_2462\_MCS0\_Higher Band Emissions

Any report having not been signed by authorized approver, or having been altered without authorization, or having not been stamped by the "Dedicated Testing/Inspection Stamp" is deemed to be invalid. Copying or excerpting portion of, or altering the content of the report is not permitted without the written authorization of AGC. The test results presented in the report apply only to the tested sample. Any objections to report issued by AGC should be submitted to AGC within 15days after the issuance of the test report. Further enquiry of validity or verification of the test report should be addressed to AGC by agc01@agccert.com.

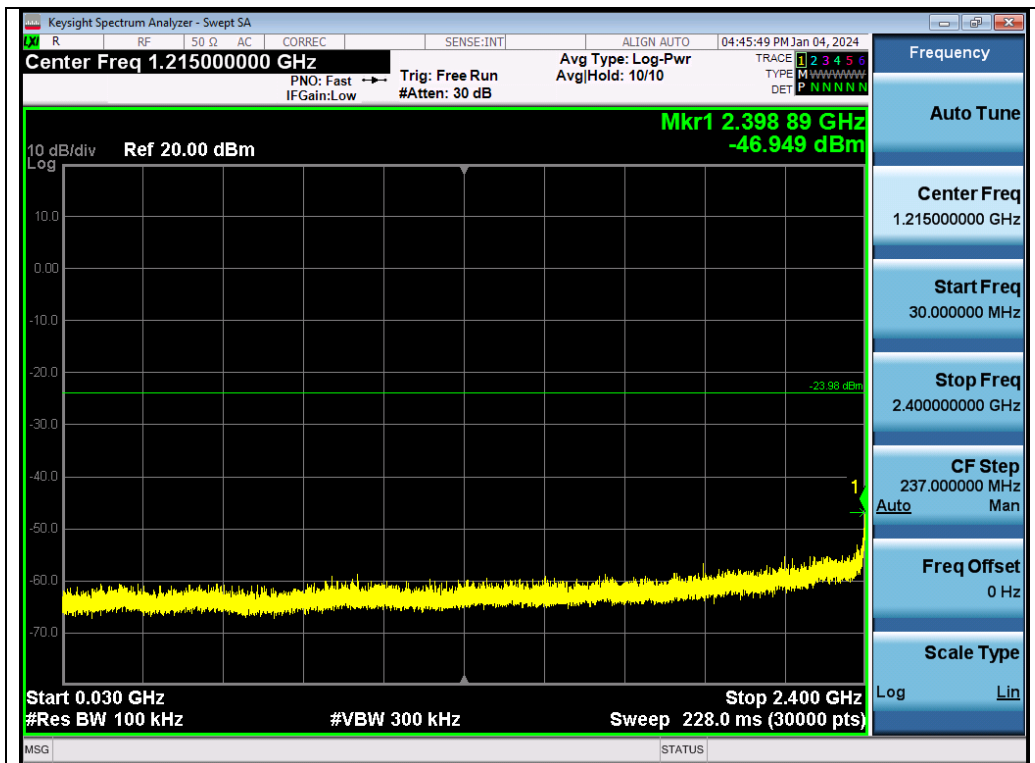


Test\_Graph\_802.11n40\_ANT1\_2422\_MCS0\_Lower Band Emissions

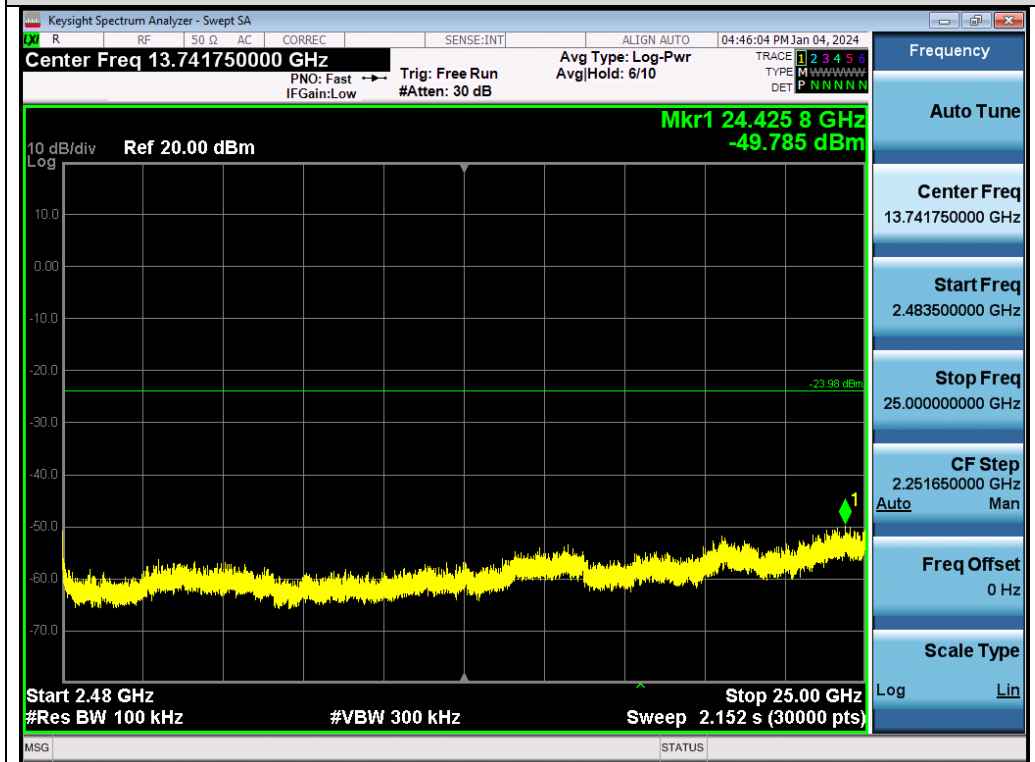


Test\_Graph\_802.11n40\_ANT1\_2422\_MCS0\_Higher Band Emissions

Any report having not been signed by authorized approver, or having been altered without authorization, or having not been stamped by the "Dedicated Testing/Inspection Stamp" is deemed to be invalid. Copying or excerpting portion of, or altering the content of the report is not permitted without the written authorization of AGC. The test results presented in the report apply only to the tested sample. Any objections to report issued by AGC should be submitted to AGC within 15days after the issuance of the test report. Further enquiry of validity or verification of the test report should be addressed to AGC by agc01@agccert.com.



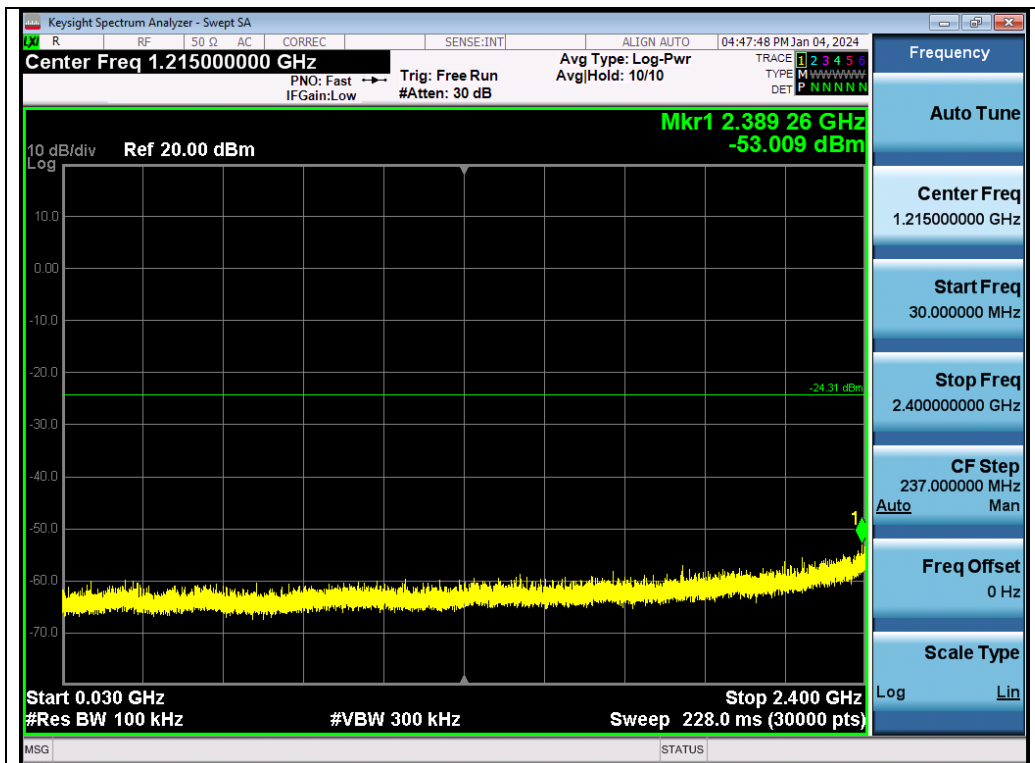
Test\_Graph\_802.11n40\_ANT1\_2437\_MCS0\_Lower Band Emissions



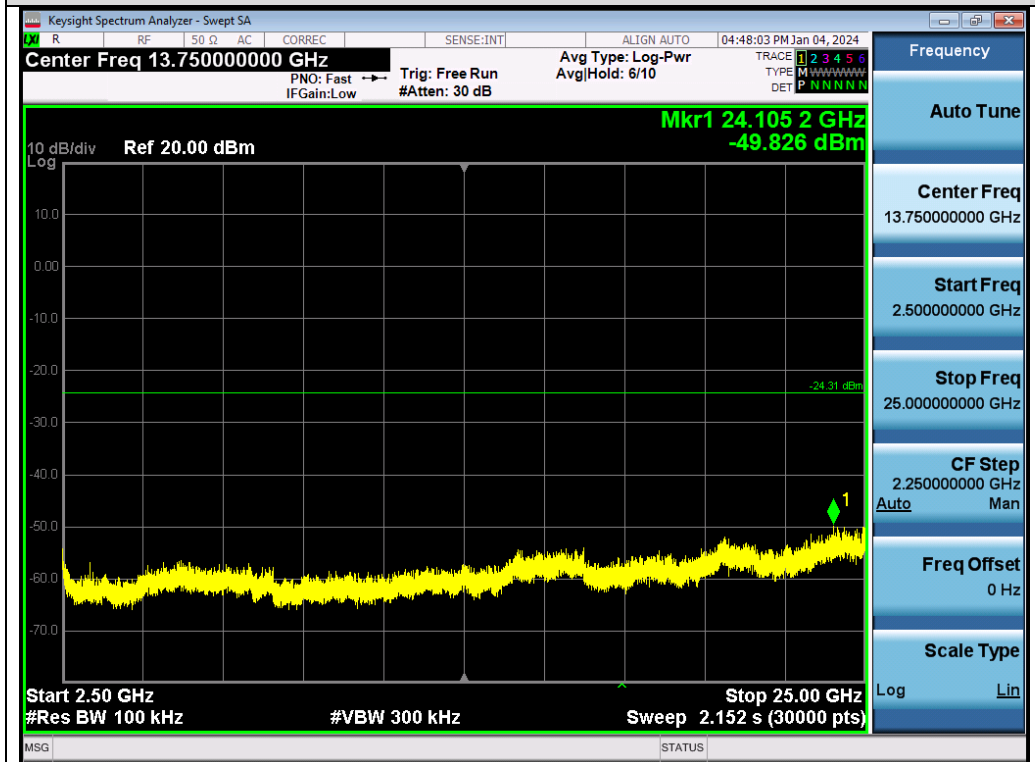
Test\_Graph\_802.11n40\_ANT1\_2437\_MCS0\_Higher Band Emissions

Any report having not been signed by authorized approver, or having been altered without authorization, or having not been stamped by the "Dedicated Testing/Inspection Stamp" is deemed to be invalid. Copying or excerpting portion of, or altering the content of the report is not permitted without the written authorization of AGC. The test results presented in the report apply only to the tested sample. Any objections to report issued by AGC should be submitted to AGC within 15days after the issuance of the test report. Further enquiry of validity or verification of the test report should be addressed to AGC by agc01@agccert.com.



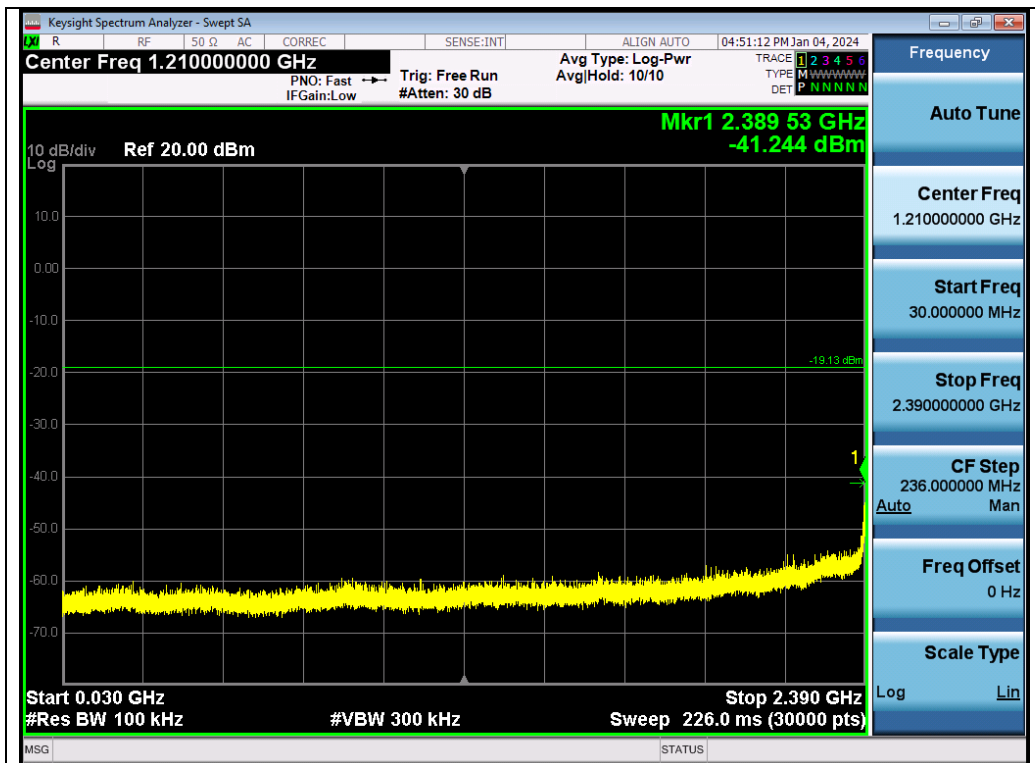


Test\_Graph\_802.11n40\_ANT1\_2452\_MCS0\_Lower Band Emissions

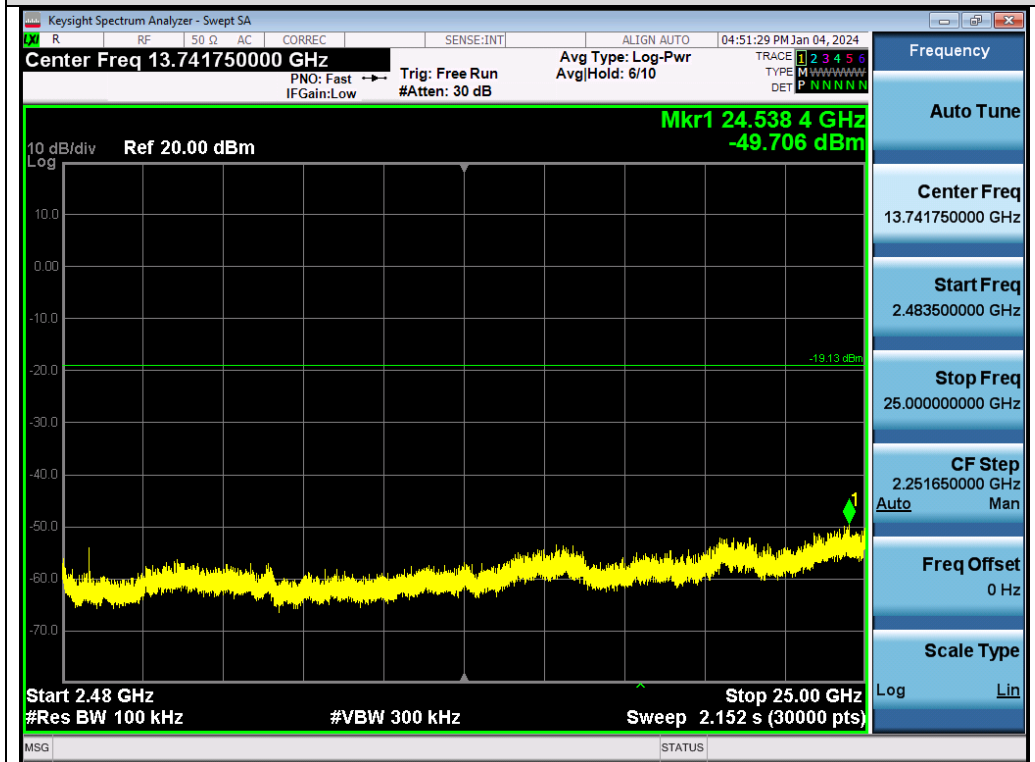


Test\_Graph\_802.11n40\_ANT1\_2452\_MCS0\_Higher Band Emissions

Any report having not been signed by authorized approver, or having been altered without authorization, or having not been stamped by the "Dedicated Testing/Inspection Stamp" is deemed to be invalid. Copying or excerpting portion of, or altering the content of the report is not permitted without the written authorization of AGC. The test results presented in the report apply only to the tested sample. Any objections to report issued by AGC should be submitted to AGC within 15days after the issuance of the test report. Further enquiry of validity or verification of the test report should be addressed to AGC by agc01@agccert.com.

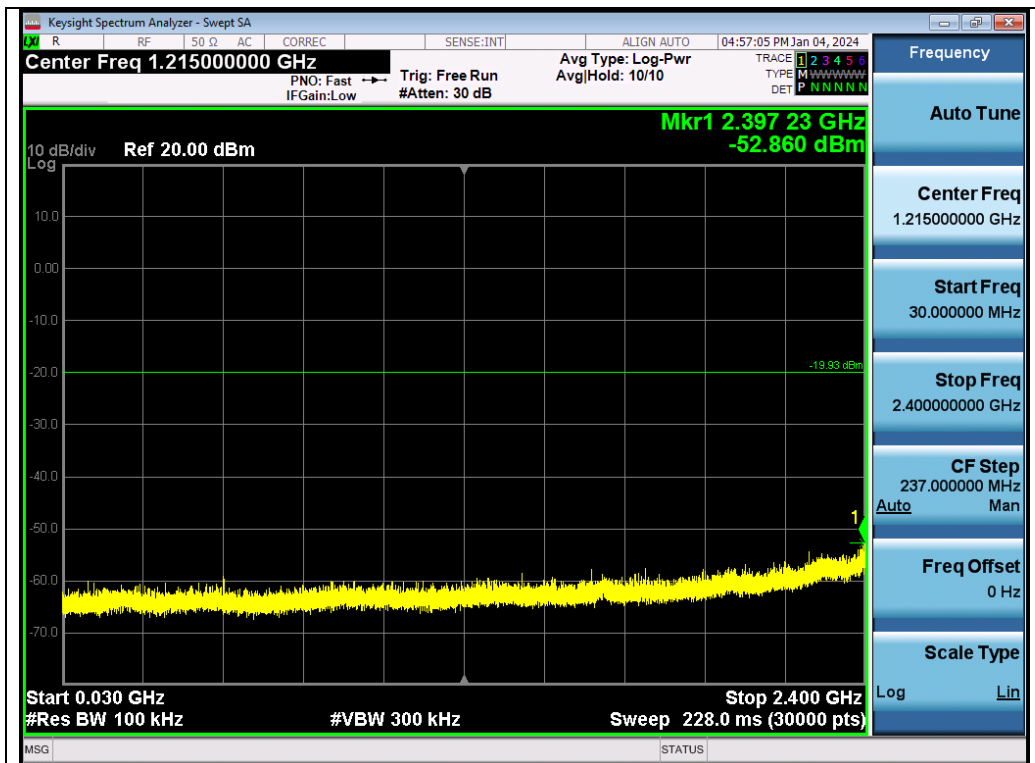


Test\_Graph\_802.11ax20\_ANT1\_2412\_MCS0\_Lower Band Emissions

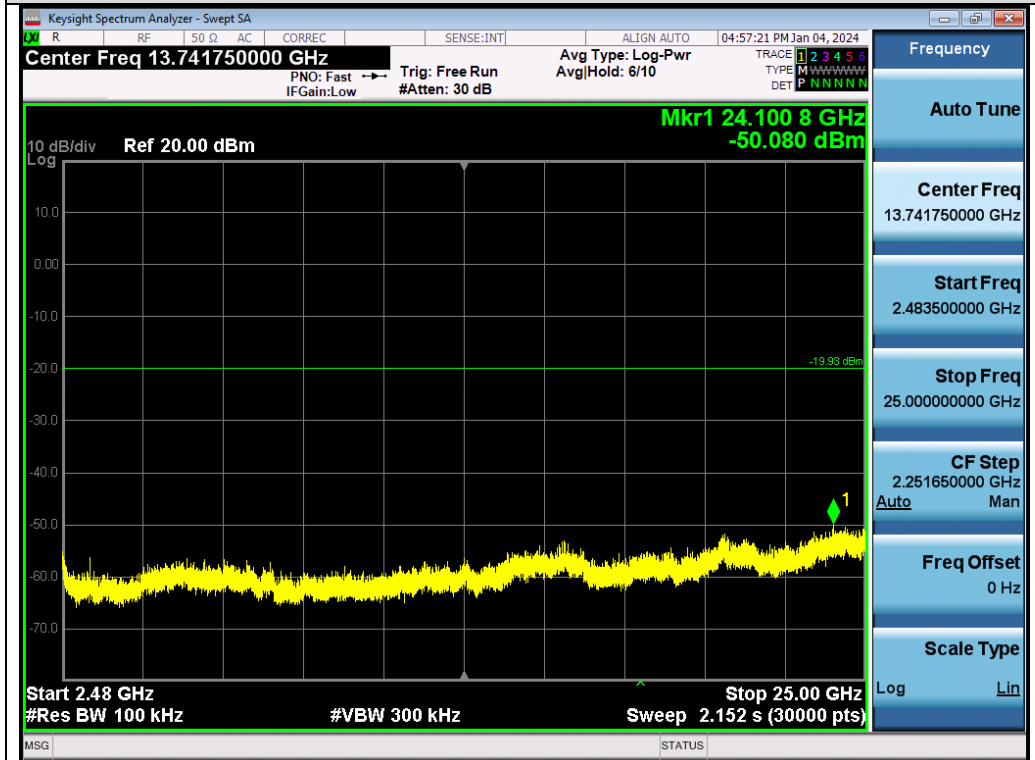


Test\_Graph\_802.11ax20\_ANT1\_2412\_MCS0\_Higher Band Emissions

Any report having not been signed by authorized approver, or having been altered without authorization, or having not been stamped by the "Dedicated Testing/Inspection Stamp" is deemed to be invalid. Copying or excerpting portion of, or altering the content of the report is not permitted without the written authorization of AGC. The test results presented in the report apply only to the tested sample. Any objections to report issued by AGC should be submitted to AGC within 15days after the issuance of the test report. Further enquiry of validity or verification of the test report should be addressed to AGC by agc01@agccert.com.



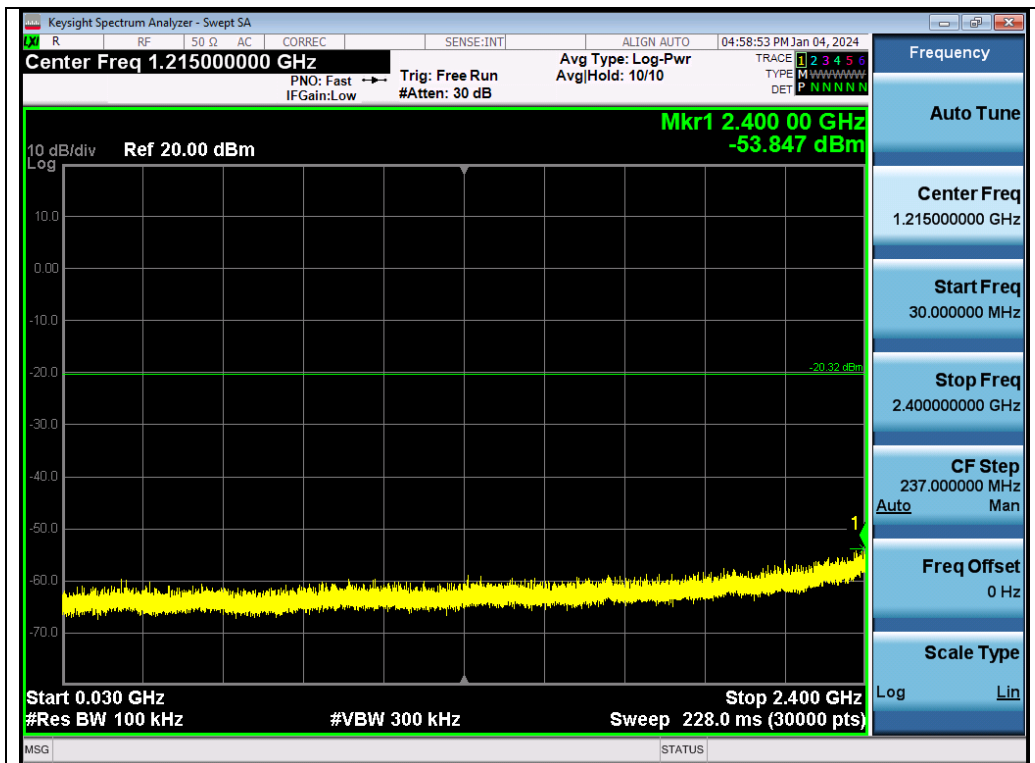
Test\_Graph\_802.11ax20\_ANT1\_2437\_MCS0\_Lower Band Emissions



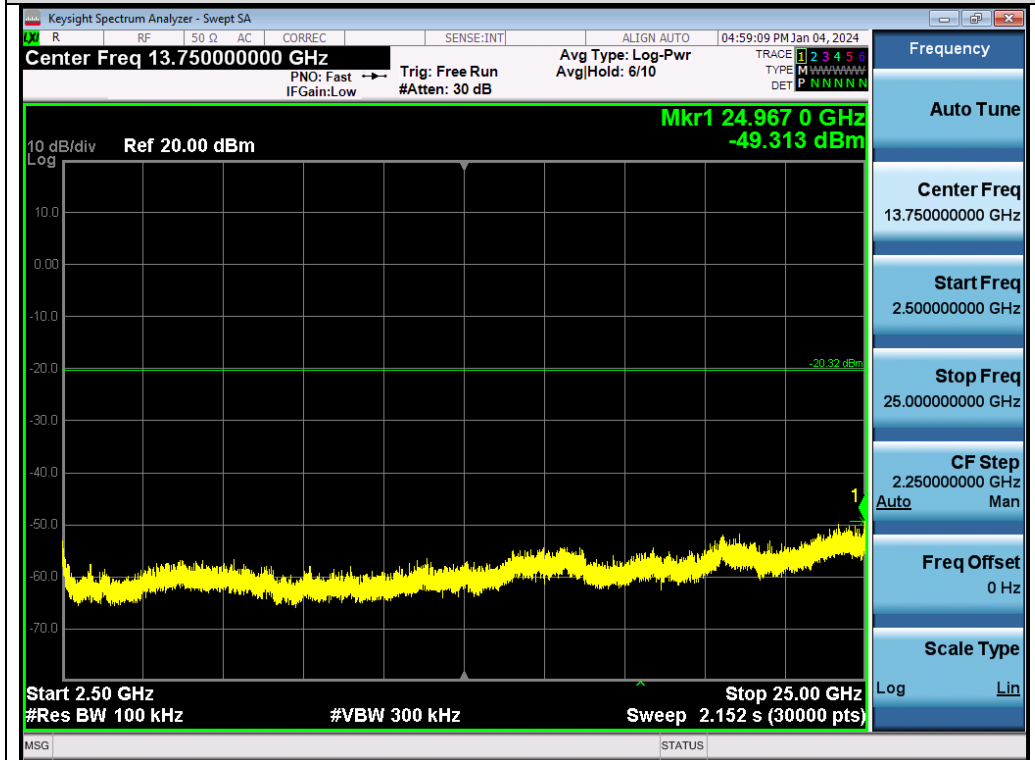
Test\_Graph\_802.11ax20\_ANT1\_2437\_MCS0\_Higher Band Emissions

Any report having not been signed by authorized approver, or having been altered without authorization, or having not been stamped by the "Dedicated Testing/Inspection Stamp" is deemed to be invalid. Copying or excerpting portion of, or altering the content of the report is not permitted without the written authorization of AGC. The test results presented in the report apply only to the tested sample. Any objections to report issued by AGC should be submitted to AGC within 15days after the issuance of the test report. Further enquiry of validity or verification of the test report should be addressed to AGC by agc01@agccert.com.



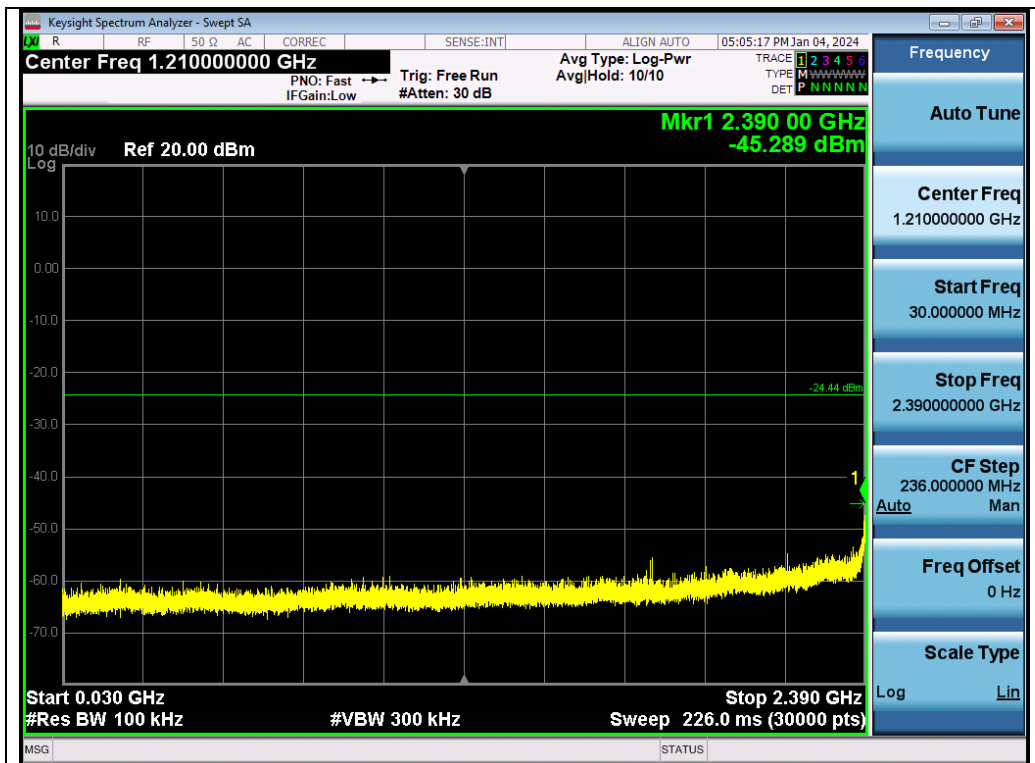


Test\_Graph\_802.11ax20\_ANT1\_2462\_MCS0\_Lower Band Emissions

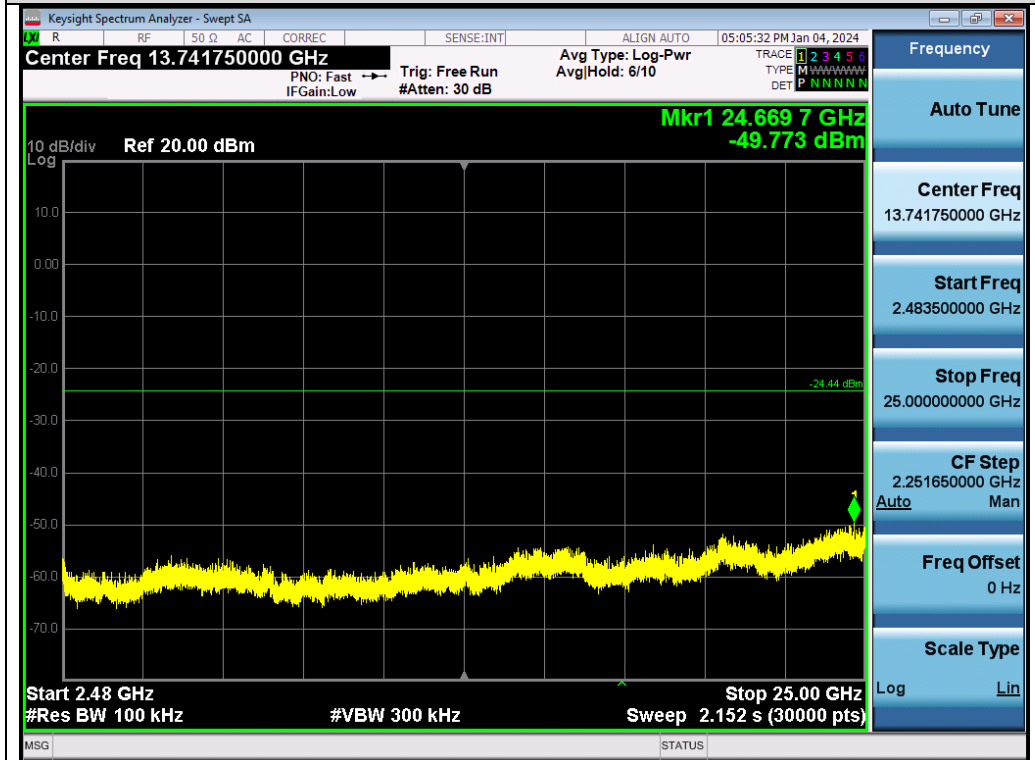


Test\_Graph\_802.11ax20\_ANT1\_2462\_MCS0\_Higher Band Emissions

Any report having not been signed by authorized approver, or having been altered without authorization, or having not been stamped by the "Dedicated Testing/Inspection Stamp" is deemed to be invalid. Copying or excerpting portion of, or altering the content of the report is not permitted without the written authorization of AGC. The test results presented in the report apply only to the tested sample. Any objections to report issued by AGC should be submitted to AGC within 15days after the issuance of the test report. Further enquiry of validity or verification of the test report should be addressed to AGC by agc01@agccert.com.

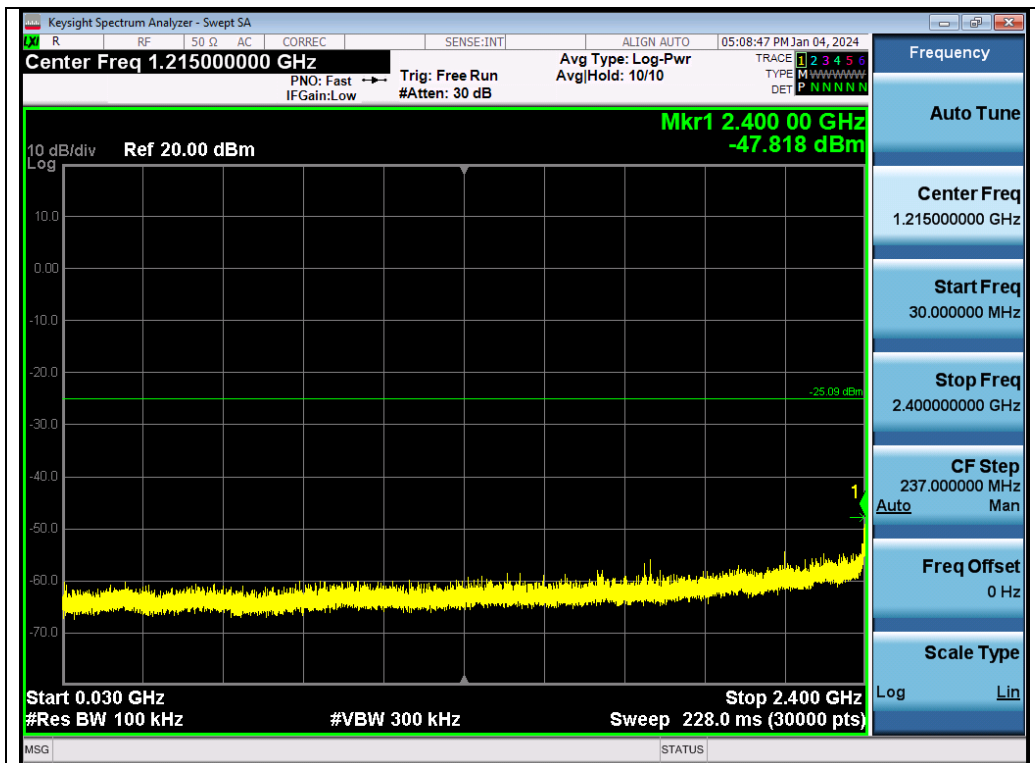


Test\_Graph\_802.11ax40\_ANT1\_2422\_MCS0\_Lower Band Emissions

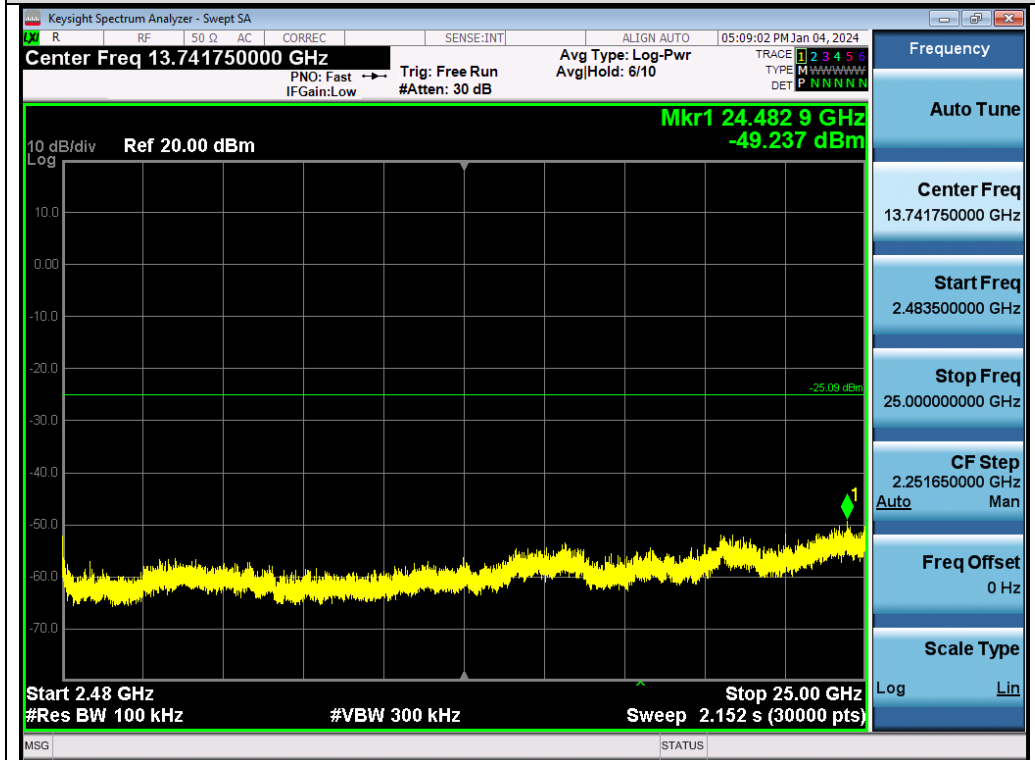


Test\_Graph\_802.11ax40\_ANT1\_2422\_MCS0\_Higher Band Emissions

Any report having not been signed by authorized approver, or having been altered without authorization, or having not been stamped by the "Dedicated Testing/Inspection Stamp" is deemed to be invalid. Copying or excerpting portion of, or altering the content of the report is not permitted without the written authorization of AGC. The test results presented in the report apply only to the tested sample. Any objections to report issued by AGC should be submitted to AGC within 15days after the issuance of the test report. Further enquiry of validity or verification of the test report should be addressed to AGC by agc01@agccert.com.

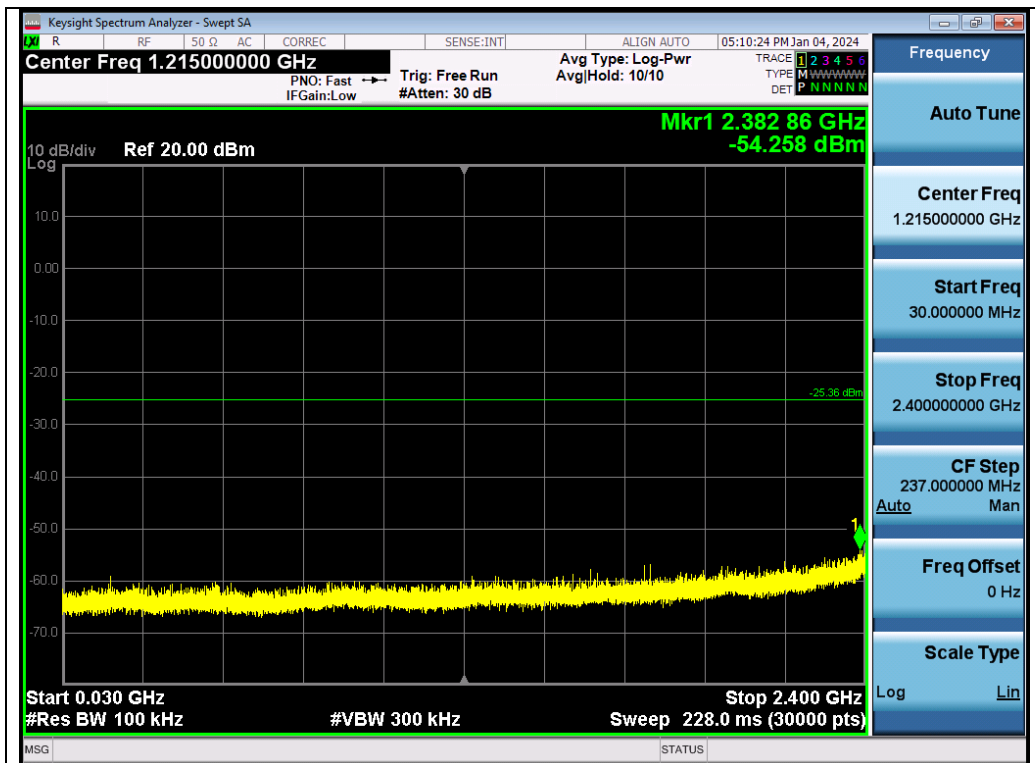


Test\_Graph\_802.11ax40\_ANT1\_2437\_MCS0\_Lower Band Emissions

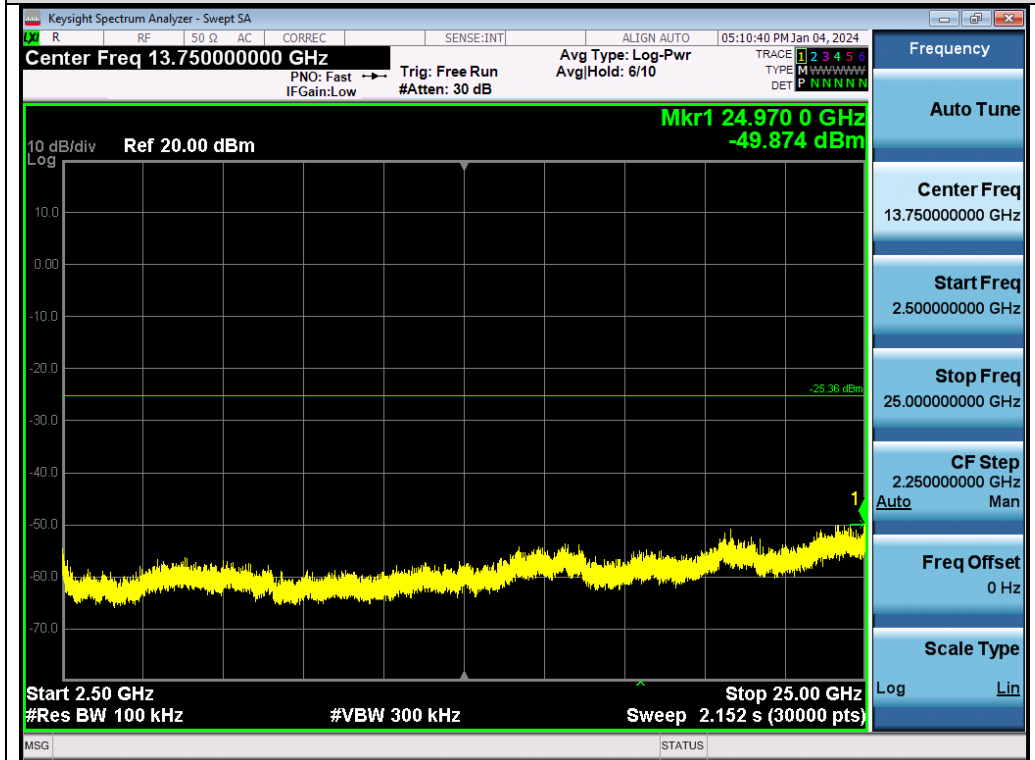


Test\_Graph\_802.11ax40\_ANT1\_2437\_MCS0\_Higher Band Emissions

Any report having not been signed by authorized approver, or having been altered without authorization, or having not been stamped by the "Dedicated Testing/Inspection Stamp" is deemed to be invalid. Copying or excerpting portion of, or altering the content of the report is not permitted without the written authorization of AGC. The test results presented in the report apply only to the tested sample. Any objections to report issued by AGC should be submitted to AGC within 15days after the issuance of the test report. Further enquiry of validity or verification of the test report should be addressed to AGC by agc01@agccert.com.



Test\_Graph\_802.11ax40\_ANT1\_2452\_MCS0\_Lower Band Emissions



Test\_Graph\_802.11ax40\_ANT1\_2452\_MCS0\_Higher Band Emissions

Any report having not been signed by authorized approver, or having been altered without authorization, or having not been stamped by the "Dedicated Testing/Inspection Stamp" is deemed to be invalid. Copying or excerpting portion of, or altering the content of the report is not permitted without the written authorization of AGC. The test results presented in the report apply only to the tested sample. Any objections to report issued by AGC should be submitted to AGC within 15days after the issuance of the test report. Further enquiry of validity or verification of the test report should be addressed to AGC by agc01@agccert.com.

**Test Graphs of Band Edge Emissions in Non-Restricted Frequency Bands**



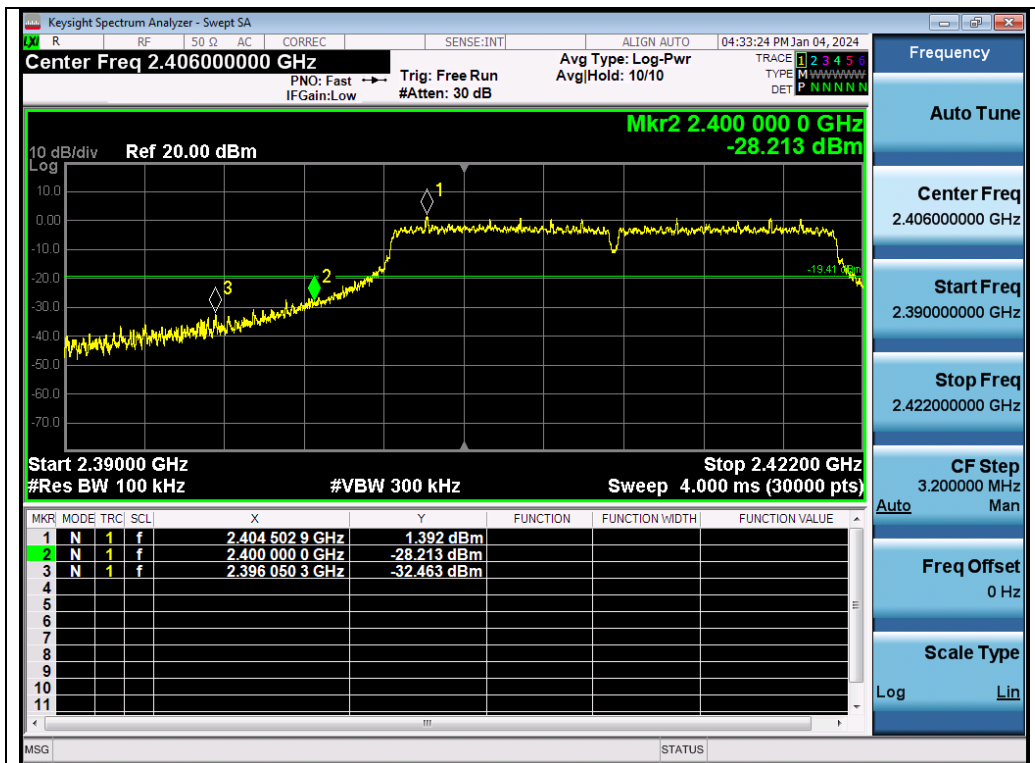
Test\_Graph\_802.11b\_ANT1\_2412\_1Mbps\_Lower Band Edge Emissions



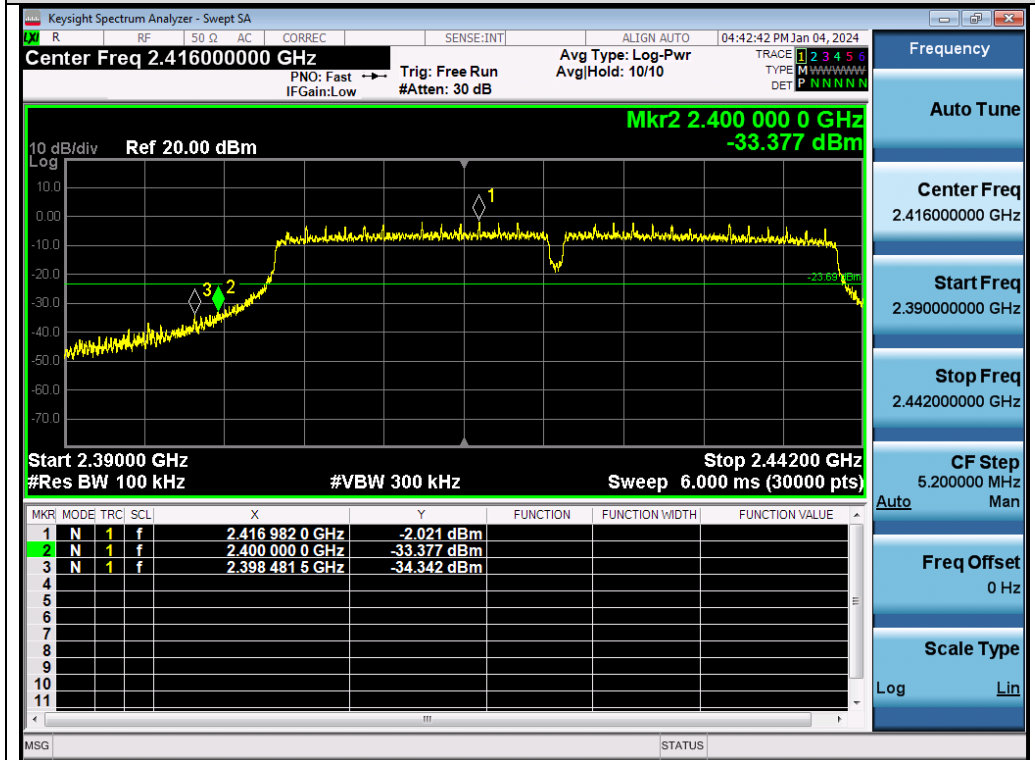
Test\_Graph\_802.11g\_ANT1\_2412\_6Mbps\_Lower Band Edge Emissions

Any report having not been signed by authorized approver, or having been altered without authorization, or having not been stamped by the "Dedicated Testing/Inspection Stamp" is deemed to be invalid. Copying or excerpting portion of, or altering the content of the report is not permitted without the written authorization of AGC. The test results presented in the report apply only to the tested sample. Any objections to report issued by AGC should be submitted to AGC within 15days after the issuance of the test report. Further enquiry of validity or verification of the test report should be addressed to AGC by agc01@agccert.com.





Test\_Graph\_802.11n20\_ANT1\_2412\_MCS0\_Lower Band Edge Emissions

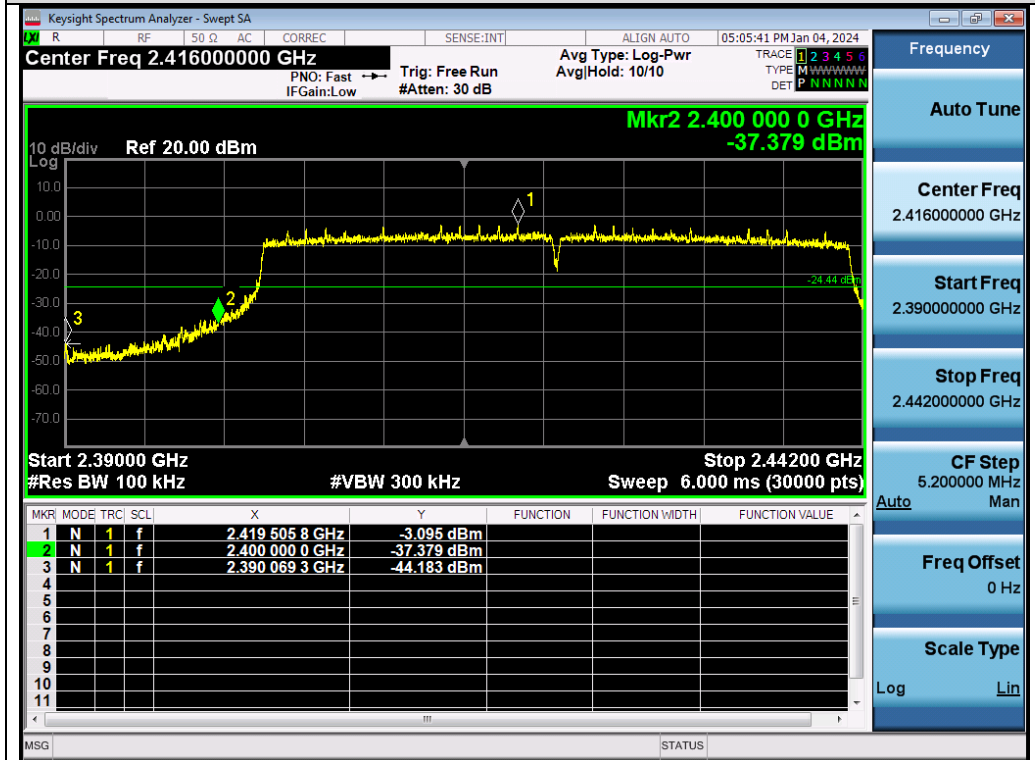


Test\_Graph\_802.11n40\_ANT1\_2422\_MCS0\_Lower Band Edge Emissions

Any report having not been signed by authorized approver, or having been altered without authorization, or having not been stamped by the "Dedicated Testing/Inspection Stamp" is deemed to be invalid. Copying or excerpting portion of, or altering the content of the report is not permitted without the written authorization of AGC. The test results presented in the report apply only to the tested sample. Any objections to report issued by AGC should be submitted to AGC within 15days after the issuance of the test report. Further enquiry of validity or verification of the test report should be addressed to AGC by agc01@agccert.com.



Test\_Graph\_802.11ax20\_ANT1\_2412\_MCS0\_Lower Band Edge Emissions



Test\_Graph\_802.11ax40\_ANT1\_2422\_MCS0\_Lower Band Edge Emissions

Note: Emissions from 2483.5-2500MHz which fall in the restricted bands had been considered with the radiated emission limits specified.

Any report having not been signed by authorized approver, or having been altered without authorization, or having not been stamped by the "Dedicated Testing/Inspection Stamp" is deemed to be invalid. Copying or excerpting portion of, or altering the content of the report is not permitted without the written authorization of AGC. The test results presented in the report apply only to the tested sample. Any objections to report issued by AGC should be submitted to AGC within 15days after the issuance of the test report. Further enquiry of validity or verification of the test report should be addressed to AGC by agc01@agccert.com.

## 11. Radiated Spurious Emission

### 11.1 Measurement Limits

15.209(a) Limit in the below table has to be followed

Frequencies (MHz)	Field Strength (microvolts/meter)	Measurement Distance (meters)
0.009~0.490	2400/F(kHz)	300
0.490~1.705	24000/F(kHz)	30
1.705~30.0	30	30
30~88	100	3
88~216	150	3
216~960	200	3
Above 960	500	3

Note: All modes were tested for restricted band radiated emission, the test records reported below are the worst result compared to other modes.

### 11.2 Measurement Procedure

- The EUT was placed on the top of the turntable 0.8 or 1.5 meter above ground. The phase center of the receiving antenna mounted on the top of a height-variable antenna tower was placed 3 meters far away from the turntable.
- Power on the EUT and all the supporting units. The turntable was rotated by 360 degrees to determine the position of the highest radiation.
- The height of the broadband receiving antenna was varied between one meter and four meters above ground to find the maximum emissions field strength of both horizontal and vertical polarization.
- For each suspected emission, the antenna tower was scan (from 1 M to 4 M) and then the turntable was rotated (from 0 degree to 360 degrees) to find the maximum reading.
- Set the test-receiver system to Peak or CISPR quasi-peak Detect Function with specified bandwidth under Maximum Hold Mode.
- For emissions above 1GHz, use 1MHz RBW and 3MHz VBW for peak reading. Place the measurement antenna away from each area of the EUT determined to be a source of emissions at the specified measurement distance, while keeping the measurement antenna aimed at the source of emissions at each frequency of significant emissions, with polarization oriented for maximum response. The measurement antenna may have to be higher or lower than the EUT, depending on the radiation pattern of the emission and staying aimed at the emission source for receiving the maximum signal. The final measurement antenna elevation shall be that which maximizes the emissions. The measurement antenna elevation for maximum emissions shall be restricted to a range of heights of from 1 m to 4 m above the ground or reference ground plane.
- When the radiated emissions limits are expressed in terms of the average value of the emissions, and pulsed operation is employed, the measurement field strength shall be determined by averaging over one complete pulse train, including blanking intervals, as long as the pulse train does not exceed 0.1 seconds.

As an alternative (provided the transmitter operates for longer than 0.1 seconds) or in cases where the

Any report having not been signed by authorized approver, or having been altered without authorization, or having not been stamped by the "Dedicated Testing Inspection Stamp" is deemed to be invalid. Copying or excerpting portion of, or altering the content of the report is not permitted without the written authorization of AGC. The test results presented in the report apply only to the tested sample. Any objections to report issued by AGC should be submitted to AGC within 15days after the issuance of the test report. Further enquiry of validity or verification of the test report should be addressed to AGC by agc01@agccert.com.

pulse train exceeds 0.1 seconds, the measured field strength shall be determined from the average absolute voltage during a 0.1 second interval during which the field strength is at its maximum values.

8. If the emissions level of the EUT in peak mode was 3 dB lower than the average limit specified, then testing will be stopped and peak values of EUT will be reported, otherwise, the emissions which do not have 3 dB margin will be repeated one by one using the quasi-peak method for below 1GHz.
9. For testing above 1GHz, the emissions level of the EUT in peak mode was lower than average limit (that means the emissions level in peak mode also complies with the limit in average mode), then testing will be stopped and peak values of EUT will be reported, otherwise, the emissions will be measured in average mode again and reported.
10. In case the emission is lower than 30MHz, loop antenna has to be used for measurement and the recorded data should be QP measured by receiver. High - Low scan is not required in this case.

◆ The following table is the setting of spectrum analyzer and receiver.

Spectrum Parameter	Setting
Start ~Stop Frequency	9KHz~150KHz/RB 200Hz for QP
Start ~Stop Frequency	150KHz~30MHz/RB 9KHz for QP
Start ~Stop Frequency	30MHz~1000MHz/RB 120KHz for QP
Start ~Stop Frequency	1GHz~26.5GHz 1MHz/3MHz for Peak, 1MHz/3MHz for Average

Receiver Parameter	Setting
Start ~Stop Frequency	9KHz~150KHz/RB 200Hz for QP
Start ~Stop Frequency	150KHz~30MHz/RB 9KHz for QP
Start ~Stop Frequency	30MHz~1000MHz/RB 120KHz for QP

Any report having not been signed by authorized approver, or having been altered without authorization, or having not been stamped by the "Dedicated Testing/Inspection Stamp" is deemed to be invalid. Copying or excerpting portion of, or altering the content of the report is not permitted without the written authorization of AGC. The test results presented in the report apply only to the tested sample. Any objections to report issued by AGC should be submitted to AGC within 15days after the issuance of the test report. Further enquiry of validity or verification of the test report should be addressed to AGC by agc01@agccert.com.

- **Quasi-Peak Measurements below 1GHz**

1. Analyzer center frequency was set to the frequency of the radiated spurious emission of interest
2. Span was set greater than 1MHz
3. RBW = as shown in the table above
4. Detector = CISPR quasi-peak
5. Sweep time = auto couple
6. Trace was allowed to stabilize

- **Peak Measurements above 1GHz**

1. Analyzer center frequency was set to the frequency of the radiated spurious emission of interest
2. RBW = 1MHz
3. VBW = 3MHz
4. Detector = peak
5. Sweep time = auto couple
6. Trace mode = max hold
7. Trace was allowed to stabilize

- **Average Measurements above 1GHz (Method VB)**

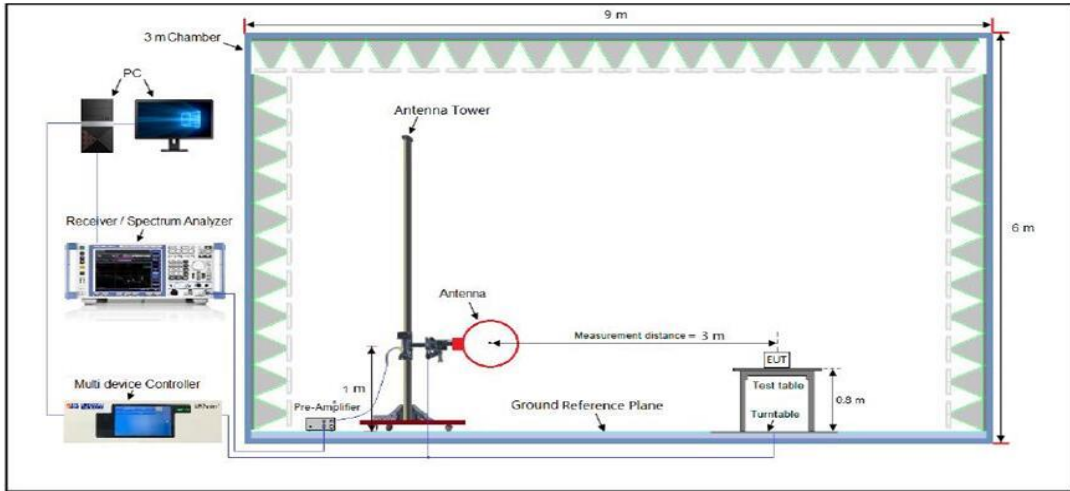
1. Analyzer center frequency was set to the frequency of the radiated spurious emission of interest
2. RBW = 1MHz
3. VBW setting requirements are as follows:
4. If the EUT is configured to transmit with duty cycle  $\geq 98\%$ , set VBW = 10 Hz.
5. If the EUT duty cycle is  $< 98\%$ , set VBW  $\geq 1/T$ . T is the minimum transmission duration.
6. Detector = Peak
7. Sweep time = auto
8. Trace mode = max hold

Any report having not been signed by authorized approver, or having been altered without authorization, or having not been stamped by the "Dedicated Testing/Inspection Stamp" is deemed to be invalid. Copying or excerpting portion of, or altering the content of the report is not permitted without the written authorization of AGC. The test results presented in the report apply only to the tested sample. Any objections to report issued by AGC should be submitted to AGC within 15days after the issuance of the test report. Further enquiry of validity or verification of the test report should be addressed to AGC by [agc01@agccert.com](mailto:agc01@agccert.com).

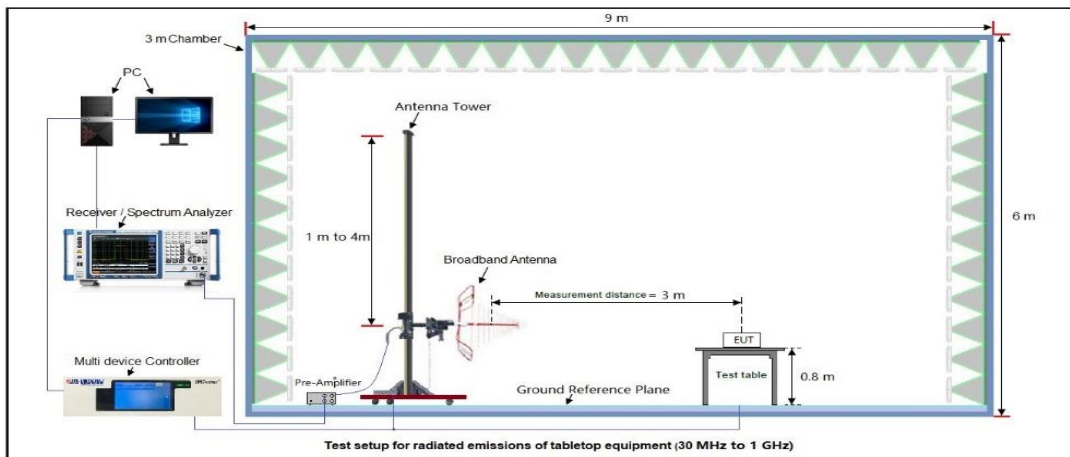


### 11.3 Measurement Setup (Block Diagram of Configuration)

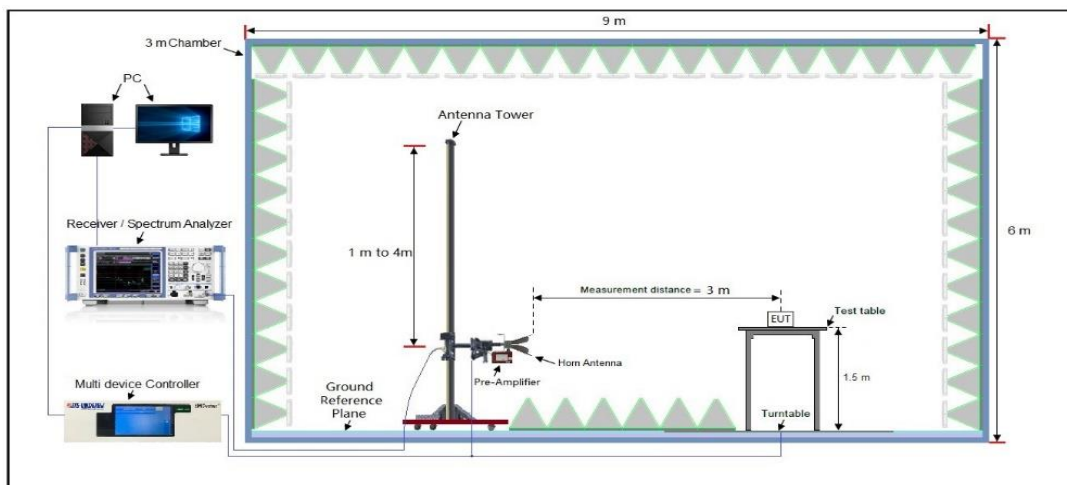
Radiated Emission Test Setup 9kHz-30MHz



Radiated Emission Test Setup 30MHz-1000MHz



Radiated Emission Test Setup Above 1000MHz



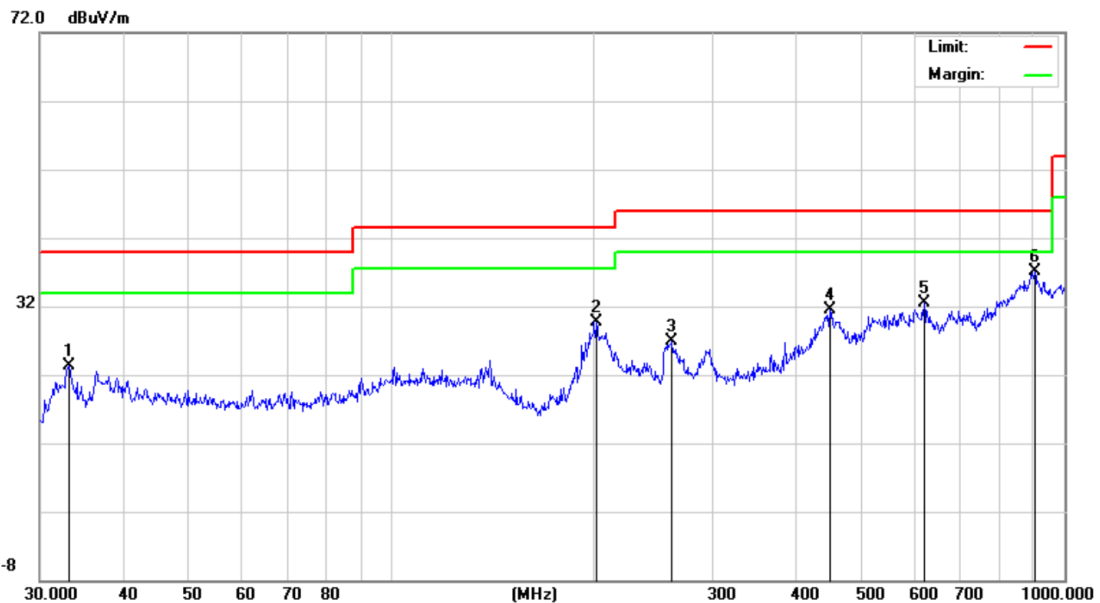
Any report having not been signed by authorized approver, or having been altered without authorization, or having not been stamped by the "Dedicated Testing/Inspection Stamp" is deemed to be invalid. Copying or excerpting portion of, or altering the content of the report is not permitted without the written authorization of AGC. The test results presented in the report apply only to the tested sample. Any objections to report issued by AGC should be submitted to AGC within 15days after the issuance of the test report. Further enquiry of validity or verification of the test report should be addressed to AGC by agc01@agccert.com.

### 11.4 Measurement Result

#### Radiated Emission at 9kHz-30MHz

The amplitude of spurious emissions from 9kHz to 30MHz which are attenuated more than 20 dB below the permissible value need not be reported.

Radiated Emission Test Results at 30MHz-1GHz			
EUT Name	IMILAB C22	Model Name	CMSXJ60A
Temperature	22.8°C	Relative Humidity	59.7%
Pressure	960hPa	Test Voltage	DC 5V by adapter
Test Mode	Mode 1	Antenna Polarity	Horizontal

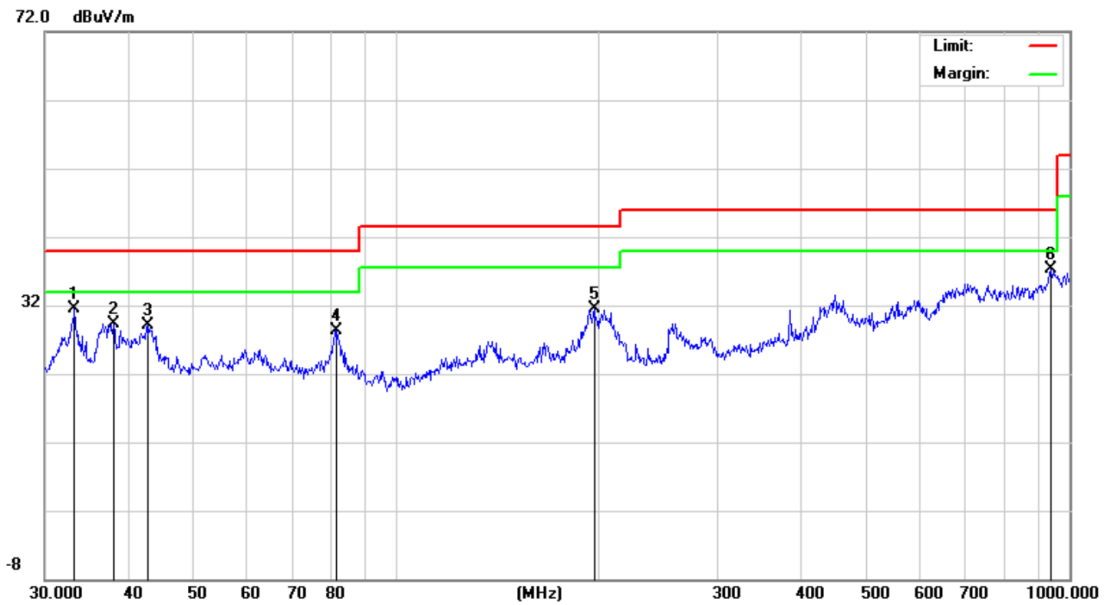


#### Final Data List

NO.	Freq. [MHz]	Level [dBuV/m]	Factor [dB]	Limit [dBuV/m]	Margin [dB]	Height [cm]	Angle [°]	Polarity
1	33.2111	23.21	10.98	40.00	16.79	100	356	Horizontal
2	201.3930	29.66	14.49	43.50	13.84	100	359	Horizontal
3	261.0582	26.99	14.81	46.00	19.01	100	97	Horizontal
4	447.9821	31.58	24.82	46.00	14.42	100	249	Horizontal
5	618.5368	32.45	25.19	46.00	13.55	100	316	Horizontal
6	903.3093	37.08	31.34	46.00	8.92	100	156	Horizontal

Any report having not been signed by authorized approver, or having been altered without authorization, or having not been stamped by the "Dedicated Testing/Inspection Stamp" is deemed to be invalid. Copying or excerpting portion of, or altering the content of the report is not permitted without the written authorization of AGC. The test results presented in the report apply only to the tested sample. Any objections to report issued by AGC should be submitted to AGC within 15days after the issuance of the test report. Further enquiry of validity or verification of the test report should be addressed to AGC by agc01@agccert.com.

Radiated Emission Test Results at 30MHz-1GHz			
EUT Name	IMILAB C22	Model Name	CMSXJ60A
Temperature	22.8°C	Relative Humidity	59.7%
Pressure	960hPa	Test Voltage	DC 5V by adapter
Test Mode	Mode 1	Antenna Polarity	Vertical



Final Data List								
NO.	Freq. [MHz]	Level [dB $\mu$ V/m]	Factor [dB]	Limit [dB $\mu$ V/m]	Margin [dB]	Height [cm]	Angle [°]	Polarity
1	33.2112	31.42	14.66	40.00	8.58	100	356	Vertical
2	37.9450	29.37	16.22	40.00	10.63	100	359	Vertical
3	42.7496	29.11	16.93	40.00	10.89	100	97	Vertical
4	81.4970	28.39	16.70	40.00	11.61	100	249	Vertical
5	196.5098	31.54	18.00	43.50	11.96	100	316	Vertical
6	938.8326	37.32	30.84	46.00	8.68	100	156	Vertical

**RESULT: Pass**

**Note:** 1. Factor=Antenna Factor + Cable loss, Margin=Measurement-Limit.

Any report having not been signed by authorized approver, or having been altered without authorization, or having not been stamped by the "Dedicated Testing/Inspection Stamp" is deemed to be invalid. Copying or excerpting portion of, or altering the content of the report is not permitted without the written authorization of AGC. The test results presented in the report apply only to the tested sample. Any objections to report issued by AGC should be submitted to AGC within 15days after the issuance of the test report. Further enquiry of validity or verification of the test report should be addressed to AGC by agc01@agccert.com.

**Radiated Emissions Test Results above 1 GHz**

<b>EUT Name</b>	IMILAB C22	<b>Model Name</b>	CMSXJ60A
<b>Temperature</b>	22.8°C	<b>Relative Humidity</b>	59.7%
<b>Pressure</b>	960hPa	<b>Test Voltage</b>	DC 5V by adapter
<b>Test Mode</b>	Mode 1	<b>Antenna Polarity</b>	Horizontal

Frequency (MHz)	Meter Reading (dBμV)	Factor (dB)	Emission Level (dBμV/m)	Limits (dBμV/m)	Margin (dB)	Value Type
4824.000	47.52	0.08	47.6	74	-26.4	peak
4824.000	38.46	0.08	38.54	54	-15.46	AVG
7236.000	42.19	2.21	44.4	74	-29.6	peak
7236.000	31.25	2.21	33.46	54	-20.54	AVG

Remark:

Factor = Antenna Factor + Cable Loss – Pre-amplifier.

<b>EUT Name</b>	IMILAB C22	<b>Model Name</b>	CMSXJ60A
<b>Temperature</b>	22.8°C	<b>Relative Humidity</b>	59.7%
<b>Pressure</b>	960hPa	<b>Test Voltage</b>	DC 5V by adapter
<b>Test Mode</b>	Mode 1	<b>Antenna Polarity</b>	Vertical

Frequency (MHz)	Meter Reading (dBμV)	Factor (dB)	Emission Level (dBμV/m)	Limits (dBμV/m)	Margin (dB)	Value Type
4824.000	47.62	0.08	47.7	74	-26.3	peak
4824.000	38.42	0.08	38.5	54	-15.5	AVG
7236.000	42.09	2.21	44.3	74	-29.7	peak
7236.000	31.85	2.21	34.06	54	-19.94	AVG

Remark:

Factor = Antenna Factor + Cable Loss – Pre-amplifier.

**RESULT: Pass**

Any report having not been signed by authorized approver, or having been altered without authorization, or having not been stamped by the “Dedicated Testing/Inspection Stamp” is deemed to be invalid. Copying or excerpting portion of, or altering the content of the report is not permitted without the written authorization of AGC. The test results presented in the report apply only to the tested sample. Any objections to report issued by AGC should be submitted to AGC within 15days after the issuance of the test report. Further enquiry of validity or verification of the test report should be addressed to AGC by agc01@agccert.com.

**Radiated Emissions Test Results above 1GHz**

<b>EUT Name</b>	IMILAB C22	<b>Model Name</b>	CMSXJ60A
<b>Temperature</b>	22.8°C	<b>Relative Humidity</b>	59.7%
<b>Pressure</b>	960hPa	<b>Test Voltage</b>	DC 5V by adapter
<b>Test Mode</b>	Mode 2	<b>Antenna Polarity</b>	Horizontal

Frequency (MHz)	Meter Reading (dBµV)	Factor (dB)	Emission Level (dBµV/m)	Limits (dBµV/m)	Margin (dB)	Value Type
4874.000	47.64	0.14	47.78	74	-26.22	peak
4874.000	38.42	0.14	38.56	54	-15.44	AVG
7311.000	42.16	2.36	44.52	74	-29.48	peak
7311.000	31.27	2.36	33.63	54	-20.37	AVG

Remark:

Factor = Antenna Factor + Cable Loss – Pre-amplifier.

<b>EUT Name</b>	IMILAB C22	<b>Model Name</b>	CMSXJ60A
<b>Temperature</b>	22.8°C	<b>Relative Humidity</b>	59.7%
<b>Pressure</b>	960hPa	<b>Test Voltage</b>	DC 5V by adapter
<b>Test Mode</b>	Mode 2	<b>Antenna Polarity</b>	Vertical

Frequency (MHz)	Meter Reading (dBµV)	Factor (dB)	Emission Level (dBµV/m)	Limits (dBµV/m)	Margin (dB)	Value Type
4874.000	46.97	0.14	47.11	74	-26.89	peak
4874.000	37.54	0.14	37.68	54	-16.32	AVG
7311.000	41.58	2.36	43.94	74	-30.06	peak
7311.000	32.47	2.36	34.83	54	-19.17	AVG

Remark:

Factor = Antenna Factor + Cable Loss – Pre-amplifier.

**RESULT: Pass**

Any report having not been signed by authorized approver, or having been altered without authorization, or having not been stamped by the “Dedicated Testing/Inspection Stamp” is deemed to be invalid. Copying or excerpting portion of, or altering the content of the report is not permitted without the written authorization of AGC. The test results presented in the report apply only to the tested sample. Any objections to report issued by AGC should be submitted to AGC within 15days after the issuance of the test report. Further enquiry of validity or verification of the test report should be addressed to AGC by agc01@agccert.com.



**Radiated Emissions Test Results above 1GHz**

<b>EUT Name</b>	IMILAB C22	<b>Model Name</b>	CMSXJ60A
<b>Temperature</b>	22.8°C	<b>Relative Humidity</b>	59.7%
<b>Pressure</b>	960hPa	<b>Test Voltage</b>	DC 5V by adapter
<b>Test Mode</b>	Mode 3	<b>Antenna Polarity</b>	Horizontal

Frequency (MHz)	Meter Reading (dBµV)	Factor (dB)	Emission Level (dBµV/m)	Limits (dBµV/m)	Margin (dB)	Value Type
4924.000	47.64	0.22	47.86	74	-26.14	peak
4924.000	38.22	0.22	38.44	54	-15.56	AVG
7386.000	42.64	2.64	45.28	74	-28.72	peak
7386.000	31.97	2.64	34.61	54	-19.39	AVG

Remark:

Factor = Antenna Factor + Cable Loss – Pre-amplifier.

<b>EUT Name</b>	IMILAB C22	<b>Model Name</b>	CMSXJ60A
<b>Temperature</b>	22.8°C	<b>Relative Humidity</b>	59.7%
<b>Pressure</b>	960hPa	<b>Test Voltage</b>	DC 5V by adapter
<b>Test Mode</b>	Mode 3	<b>Antenna Polarity</b>	Vertical

Frequency (MHz)	Meter Reading (dBµV)	Factor (dB)	Emission Level (dBµV/m)	Limits (dBµV/m)	Margin (dB)	Value Type
4924.000	47.91	0.22	48.13	74	-25.87	peak
4924.000	38.42	0.22	38.64	54	-15.36	AVG
7386.000	42.06	2.64	44.7	74	-29.3	peak
7386.000	31.24	2.64	33.88	54	-20.12	AVG

Remark:

Factor = Antenna Factor + Cable Loss – Pre-amplifier.

**RESULT: Pass**

Any report having not been signed by authorized approver, or having been altered without authorization, or having not been stamped by the “Dedicated Testing/Inspection Stamp” is deemed to be invalid. Copying or excerpting portion of, or altering the content of the report is not permitted without the written authorization of AGC. The test results presented in the report apply only to the tested sample. Any objections to report issued by AGC should be submitted to AGC within 15days after the issuance of the test report. Further enquiry of validity or verification of the test report should be addressed to AGC by agc01@agccert.com.

**Radiated Emissions Test Results above 1GHz**

<b>EUT Name</b>	IMILAB C22	<b>Model Name</b>	CMSXJ60A
<b>Temperature</b>	22.8°C	<b>Relative Humidity</b>	59.7%
<b>Pressure</b>	960hPa	<b>Test Voltage</b>	DC 5V by adapter
<b>Test Mode</b>	Mode 4	<b>Antenna Polarity</b>	Horizontal

Frequency (MHz)	Meter Reading (dBµV)	Factor (dB)	Emission Level (dBµV/m)	Limits (dBµV/m)	Margin (dB)	Value Type
4824.000	47.64	0.08	47.72	74	-26.28	peak
4824.000	38.64	0.08	38.72	54	-15.28	AVG
7236.000	42.16	2.21	44.37	74	-29.63	peak
7236.000	32.42	2.21	34.63	54	-19.37	AVG

Remark:  
Factor = Antenna Factor + Cable Loss – Pre-amplifier.

<b>EUT Name</b>	IMILAB C22	<b>Model Name</b>	CMSXJ60A
<b>Temperature</b>	22.8°C	<b>Relative Humidity</b>	59.7%
<b>Pressure</b>	960hPa	<b>Test Voltage</b>	DC 5V by adapter
<b>Test Mode</b>	Mode 4	<b>Antenna Polarity</b>	Vertical

Frequency (MHz)	Meter Reading (dBµV)	Factor (dB)	Emission Level (dBµV/m)	Limits (dBµV/m)	Margin (dB)	Value Type
4824.000	47.81	0.08	47.89	74	-26.11	peak
4824.000	38.55	0.08	38.63	54	-15.37	AVG
7236.000	41.97	2.21	44.18	74	-29.82	peak
7236.000	31.52	2.21	33.73	54	-20.27	AVG

Remark:  
Factor = Antenna Factor + Cable Loss – Pre-amplifier.

**RESULT: Pass**

Any report having not been signed by authorized approver, or having been altered without authorization, or having not been stamped by the “Dedicated Testing/Inspection Stamp” is deemed to be invalid. Copying or excerpting portion of, or altering the content of the report is not permitted without the written authorization of AGC. The test results presented in the report apply only to the tested sample. Any objections to report issued by AGC should be submitted to AGC within 15days after the issuance of the test report. Further enquiry of validity or verification of the test report should be addressed to AGC by agc01@agccert.com.

**Radiated Emissions Test Results above 1GHz**

<b>EUT Name</b>	IMILAB C22	<b>Model Name</b>	CMSXJ60A
<b>Temperature</b>	22.8°C	<b>Relative Humidity</b>	59.7%
<b>Pressure</b>	960hPa	<b>Test Voltage</b>	DC 5V by adapter
<b>Test Mode</b>	Mode 5	<b>Antenna Polarity</b>	Horizontal

Frequency (MHz)	Meter Reading (dBµV)	Factor (dB)	Emission Level (dBµV/m)	Limits (dBµV/m)	Margin (dB)	Value Type
4874.000	47.81	0.14	47.95	74	-26.05	peak
4874.000	38.42	0.14	38.56	54	-15.44	AVG
7311.000	41.01	2.36	43.37	74	-30.63	peak
7311.000	31.53	2.36	33.89	54	-20.11	AVG

Remark:

Factor = Antenna Factor + Cable Loss – Pre-amplifier.

<b>EUT Name</b>	IMILAB C22	<b>Model Name</b>	CMSXJ60A
<b>Temperature</b>	22.8°C	<b>Relative Humidity</b>	59.7%
<b>Pressure</b>	960hPa	<b>Test Voltage</b>	DC 5V by adapter
<b>Test Mode</b>	Mode 5	<b>Antenna Polarity</b>	Vertical

Frequency (MHz)	Meter Reading (dBµV)	Factor (dB)	Emission Level (dBµV/m)	Limits (dBµV/m)	Margin (dB)	Value Type
4874.000	48.22	0.14	48.36	74	-25.64	peak
4874.000	37.54	0.14	37.68	54	-16.32	AVG
7311.000	42.61	2.36	44.97	74	-29.03	peak
7311.000	32.67	2.36	35.03	54	-18.97	AVG

Remark:

Factor = Antenna Factor + Cable Loss – Pre-amplifier.

**RESULT: Pass**

Any report having not been signed by authorized approver, or having been altered without authorization, or having not been stamped by the “Dedicated Testing/Inspection Stamp” is deemed to be invalid. Copying or excerpting portion of, or altering the content of the report is not permitted without the written authorization of AGC. The test results presented in the report apply only to the tested sample. Any objections to report issued by AGC should be submitted to AGC within 15days after the issuance of the test report. Further enquiry of validity or verification of the test report should be addressed to AGC by agc01@agccert.com.

**Radiated Emissions Test Results above 1GHz**

<b>EUT Name</b>	IMILAB C22	<b>Model Name</b>	CMSXJ60A
<b>Temperature</b>	22.8°C	<b>Relative Humidity</b>	59.7%
<b>Pressure</b>	960hPa	<b>Test Voltage</b>	DC 5V by adapter
<b>Test Mode</b>	Mode 6	<b>Antenna Polarity</b>	Horizontal

Frequency (MHz)	Meter Reading (dBµV)	Factor (dB)	Emission Level (dBµV/m)	Limits (dBµV/m)	Margin (dB)	Value Type
4924.000	46.91	0.22	47.13	74	-26.87	peak
4924.000	37.13	0.22	37.35	54	-16.65	AVG
7386.000	41.64	2.64	44.28	74	-29.72	peak
7386.000	32.57	2.64	35.21	54	-18.79	AVG

Remark:

Factor = Antenna Factor + Cable Loss – Pre-amplifier.

<b>EUT Name</b>	IMILAB C22	<b>Model Name</b>	CMSXJ60A
<b>Temperature</b>	22.8°C	<b>Relative Humidity</b>	59.7%
<b>Pressure</b>	960hPa	<b>Test Voltage</b>	DC 5V by adapter
<b>Test Mode</b>	Mode 6	<b>Antenna Polarity</b>	Vertical

Frequency (MHz)	Meter Reading (dBµV)	Factor (dB)	Emission Level (dBµV/m)	Limits (dBµV/m)	Margin (dB)	Value Type
4924.000	48.31	0.22	48.53	74	-25.47	peak
4924.000	38.64	0.22	38.86	54	-15.14	AVG
7386.000	42.15	2.64	44.79	74	-29.21	peak
7386.000	32.67	2.64	35.31	54	-18.69	AVG

Remark:

Factor = Antenna Factor + Cable Loss – Pre-amplifier.

**RESULT: Pass**

Any report having not been signed by authorized approver, or having been altered without authorization, or having not been stamped by the “Dedicated Testing/Inspection Stamp” is deemed to be invalid. Copying or excerpting portion of, or altering the content of the report is not permitted without the written authorization of AGC. The test results presented in the report apply only to the tested sample. Any objections to report issued by AGC should be submitted to AGC within 15days after the issuance of the test report. Further enquiry of validity or verification of the test report should be addressed to AGC by agc01@agccert.com.

**Radiated Emissions Test Results above 1GHz**

<b>EUT Name</b>	IMILAB C22	<b>Model Name</b>	CMSXJ60A
<b>Temperature</b>	22.8°C	<b>Relative Humidity</b>	59.7%
<b>Pressure</b>	960hPa	<b>Test Voltage</b>	DC 5V by adapter
<b>Test Mode</b>	Mode 7	<b>Antenna Polarity</b>	Horizontal

Frequency (MHz)	Meter Reading (dBµV)	Factor (dB)	Emission Level (dBµV/m)	Limits (dBµV/m)	Margin (dB)	Value Type
4824.000	47.82	0.08	47.9	74	-26.1	peak
4824.000	37.54	0.08	37.62	54	-16.38	AVG
7236.000	41.56	2.21	43.77	74	-30.23	peak
7236.000	31.88	2.21	34.09	54	-19.91	AVG

Remark:  
Factor = Antenna Factor + Cable Loss – Pre-amplifier.

<b>EUT Name</b>	IMILAB C22	<b>Model Name</b>	CMSXJ60A
<b>Temperature</b>	22.8°C	<b>Relative Humidity</b>	59.7%
<b>Pressure</b>	960hPa	<b>Test Voltage</b>	DC 5V by adapter
<b>Test Mode</b>	Mode 7	<b>Antenna Polarity</b>	Vertical

Frequency (MHz)	Meter Reading (dBµV)	Factor (dB)	Emission Level (dBµV/m)	Limits (dBµV/m)	Margin (dB)	Value Type
4824.000	48.61	0.08	48.69	74	-25.31	peak
4824.000	38.54	0.08	38.62	54	-15.38	AVG
7236.000	42.61	2.21	44.82	74	-29.18	peak
7236.000	31.27	2.21	33.48	54	-20.52	AVG

Remark:  
Factor = Antenna Factor + Cable Loss – Pre-amplifier.

**RESULT: Pass**

Any report having not been signed by authorized approver, or having been altered without authorization, or having not been stamped by the “Dedicated Testing/Inspection Stamp” is deemed to be invalid. Copying or excerpting portion of, or altering the content of the report is not permitted without the written authorization of AGC. The test results presented in the report apply only to the tested sample. Any objections to report issued by AGC should be submitted to AGC within 15days after the issuance of the test report. Further enquiry of validity or verification of the test report should be addressed to AGC by agc01@agccert.com.



**Radiated Emissions Test Results above 1GHz**

<b>EUT Name</b>	IMILAB C22	<b>Model Name</b>	CMSXJ60A
<b>Temperature</b>	22.8°C	<b>Relative Humidity</b>	59.7%
<b>Pressure</b>	960hPa	<b>Test Voltage</b>	DC 5V by adapter
<b>Test Mode</b>	Mode 8	<b>Antenna Polarity</b>	Horizontal

Frequency (MHz)	Meter Reading (dBµV)	Factor (dB)	Emission Level (dBµV/m)	Limits (dBµV/m)	Margin (dB)	Value Type
4874.000	46.28	0.14	46.42	74	-27.58	peak
4874.000	38.51	0.14	38.65	54	-15.35	AVG
7311.000	41.34	2.36	43.7	74	-30.3	peak
7311.000	30.85	2.36	33.21	54	-20.79	AVG

Remark:

Factor = Antenna Factor + Cable Loss – Pre-amplifier.

<b>EUT Name</b>	IMILAB C22	<b>Model Name</b>	CMSXJ60A
<b>Temperature</b>	22.8°C	<b>Relative Humidity</b>	59.7%
<b>Pressure</b>	960hPa	<b>Test Voltage</b>	DC 5V by adapter
<b>Test Mode</b>	Mode 8	<b>Antenna Polarity</b>	Vertical

Frequency (MHz)	Meter Reading (dBµV)	Factor (dB)	Emission Level (dBµV/m)	Limits (dBµV/m)	Margin (dB)	Value Type
4874.000	46.99	0.14	47.13	74	-26.87	peak
4874.000	38.12	0.14	38.26	54	-15.74	AVG
7311.000	41.33	2.36	43.69	74	-30.31	peak
7311.000	32.08	2.36	34.44	54	-19.56	AVG

Remark:

Factor = Antenna Factor + Cable Loss – Pre-amplifier.

**RESULT: Pass**

Any report having not been signed by authorized approver, or having been altered without authorization, or having not been stamped by the “Dedicated Testing/Inspection Stamp” is deemed to be invalid. Copying or excerpting portion of, or altering the content of the report is not permitted without the written authorization of AGC. The test results presented in the report apply only to the tested sample. Any objections to report issued by AGC should be submitted to AGC within 15days after the issuance of the test report. Further enquiry of validity or verification of the test report should be addressed to AGC by agc01@agccert.com.

**Radiated Emissions Test Results above 1GHz**

<b>EUT Name</b>	IMILAB C22	<b>Model Name</b>	CMSXJ60A
<b>Temperature</b>	22.8°C	<b>Relative Humidity</b>	59.7%
<b>Pressure</b>	960hPa	<b>Test Voltage</b>	DC 5V by adapter
<b>Test Mode</b>	Mode 9	<b>Antenna Polarity</b>	Horizontal

Frequency (MHz)	Meter Reading (dBµV)	Factor (dB)	Emission Level (dBµV/m)	Limits (dBµV/m)	Margin (dB)	Value Type
4924.000	48.13	0.22	48.35	74	-25.65	peak
4924.000	38.65	0.22	38.87	54	-15.13	AVG
7386.000	42.24	2.64	44.88	74	-29.12	peak
7386.000	41.64	2.64	44.28	54	-9.72	AVG

Remark:

Factor = Antenna Factor + Cable Loss – Pre-amplifier.

<b>EUT Name</b>	IMILAB C22	<b>Model Name</b>	CMSXJ60A
<b>Temperature</b>	22.8°C	<b>Relative Humidity</b>	59.7%
<b>Pressure</b>	960hPa	<b>Test Voltage</b>	DC 5V by adapter
<b>Test Mode</b>	Mode 9	<b>Antenna Polarity</b>	Vertical

Frequency (MHz)	Meter Reading (dBµV)	Factor (dB)	Emission Level (dBµV/m)	Limits (dBµV/m)	Margin (dB)	Value Type
4924.000	48.23	0.22	48.45	74	-25.55	peak
4924.000	38.54	0.22	38.76	54	-15.24	AVG
7386.000	42.06	2.64	44.7	74	-29.3	peak
7386.000	31.57	2.64	34.21	54	-19.79	AVG

Remark:

Factor = Antenna Factor + Cable Loss – Pre-amplifier.

**RESULT: Pass**

Any report having not been signed by authorized approver, or having been altered without authorization, or having not been stamped by the “Dedicated Testing/Inspection Stamp” is deemed to be invalid. Copying or excerpting portion of, or altering the content of the report is not permitted without the written authorization of AGC. The test results presented in the report apply only to the tested sample. Any objections to report issued by AGC should be submitted to AGC within 15days after the issuance of the test report. Further enquiry of validity or verification of the test report should be addressed to AGC by agc01@agccert.com.

**Radiated Emissions Test Results above 1GHz**

<b>EUT Name</b>	IMILAB C22	<b>Model Name</b>	CMSXJ60A
<b>Temperature</b>	22.8°C	<b>Relative Humidity</b>	59.7%
<b>Pressure</b>	960hPa	<b>Test Voltage</b>	DC 5V by adapter
<b>Test Mode</b>	Mode 10	<b>Antenna Polarity</b>	Horizontal

Frequency (MHz)	Meter Reading (dBµV)	Factor (dB)	Emission Level (dBµV/m)	Limits (dBµV/m)	Margin (dB)	Value Type
4844.000	47.64	0.08	47.72	74	-26.28	peak
4844.000	38.42	0.08	38.5	54	-15.5	AVG
7266.000	42.06	2.21	44.27	74	-29.73	peak
7266.000	32.54	2.21	34.75	54	-19.25	AVG

Remark:

Factor = Antenna Factor + Cable Loss – Pre-amplifier.

<b>EUT Name</b>	IMILAB C22	<b>Model Name</b>	CMSXJ60A
<b>Temperature</b>	22.8°C	<b>Relative Humidity</b>	59.7%
<b>Pressure</b>	960hPa	<b>Test Voltage</b>	DC 5V by adapter
<b>Test Mode</b>	Mode 10	<b>Antenna Polarity</b>	Vertical

Frequency (MHz)	Meter Reading (dBµV)	Factor (dB)	Emission Level (dBµV/m)	Limits (dBµV/m)	Margin (dB)	Value Type
4844.000	48.61	0.08	48.69	74	-25.31	peak
4844.000	37.42	0.08	37.5	54	-16.5	AVG
7266.000	42.16	2.21	44.37	74	-29.63	peak
7266.000	32.64	2.21	34.85	54	-19.15	AVG

Remark:

Factor = Antenna Factor + Cable Loss – Pre-amplifier.

**RESULT: Pass**

Any report having not been signed by authorized approver, or having been altered without authorization, or having not been stamped by the “Dedicated Testing/Inspection Stamp” is deemed to be invalid. Copying or excerpting portion of, or altering the content of the report is not permitted without the written authorization of AGC. The test results presented in the report apply only to the tested sample. Any objections to report issued by AGC should be submitted to AGC within 15days after the issuance of the test report. Further enquiry of validity or verification of the test report should be addressed to AGC by agc01@agccert.com.

**Radiated Emissions Test Results above 1GHz**

<b>EUT Name</b>	IMILAB C22	<b>Model Name</b>	CMSXJ60A
<b>Temperature</b>	22.8°C	<b>Relative Humidity</b>	59.7%
<b>Pressure</b>	960hPa	<b>Test Voltage</b>	DC 5V by adapter
<b>Test Mode</b>	Mode 11	<b>Antenna Polarity</b>	Horizontal

Frequency (MHz)	Meter Reading (dBµV)	Factor (dB)	Emission Level (dBµV/m)	Limits (dBµV/m)	Margin (dB)	Value Type
4874.000	47.23	0.14	47.37	74	-26.63	peak
4874.000	37.92	0.14	38.06	54	-15.94	AVG
7311.000	41.54	2.36	43.9	74	-30.1	peak
7311.000	32.46	2.36	34.82	54	-19.18	AVG

Remark:

Factor = Antenna Factor + Cable Loss – Pre-amplifier.

<b>EUT Name</b>	IMILAB C22	<b>Model Name</b>	CMSXJ60A
<b>Temperature</b>	22.8°C	<b>Relative Humidity</b>	59.7%
<b>Pressure</b>	960hPa	<b>Test Voltage</b>	DC 5V by adapter
<b>Test Mode</b>	Mode 11	<b>Antenna Polarity</b>	Vertical

Frequency (MHz)	Meter Reading (dBµV)	Factor (dB)	Emission Level (dBµV/m)	Limits (dBµV/m)	Margin (dB)	Value Type
4874.000	48.51	0.14	48.65	74	-25.35	peak
4874.000	39.22	0.14	39.36	54	-14.64	AVG
7311.000	43.15	2.36	45.51	74	-28.49	peak
7311.000	32.57	2.36	34.93	54	-19.07	AVG

Remark:

Factor = Antenna Factor + Cable Loss – Pre-amplifier.

**RESULT: Pass**

Any report having not been signed by authorized approver, or having been altered without authorization, or having not been stamped by the “Dedicated Testing/Inspection Stamp” is deemed to be invalid. Copying or excerpting portion of, or altering the content of the report is not permitted without the written authorization of AGC. The test results presented in the report apply only to the tested sample. Any objections to report issued by AGC should be submitted to AGC within 15days after the issuance of the test report. Further enquiry of validity or verification of the test report should be addressed to AGC by agc01@agccert.com.

**Radiated Emissions Test Results above 1GHz**

<b>EUT Name</b>	IMILAB C22	<b>Model Name</b>	CMSXJ60A
<b>Temperature</b>	22.8°C	<b>Relative Humidity</b>	59.7%
<b>Pressure</b>	960hPa	<b>Test Voltage</b>	DC 5V by adapter
<b>Test Mode</b>	Mode 12	<b>Antenna Polarity</b>	Horizontal

Frequency (MHz)	Meter Reading (dBµV)	Factor (dB)	Emission Level (dBµV/m)	Limits (dBµV/m)	Margin (dB)	Value Type
4904.000	48.61	0.22	48.83	74	-25.17	peak
4904.000	38.42	0.22	38.64	54	-15.36	AVG
7356.000	41.58	2.64	44.22	74	-29.78	peak
7356.000	31.61	2.64	34.25	54	-19.75	AVG

Remark:

Factor = Antenna Factor + Cable Loss – Pre-amplifier.

<b>EUT Name</b>	IMILAB C22	<b>Model Name</b>	CMSXJ60A
<b>Temperature</b>	22.8°C	<b>Relative Humidity</b>	59.7%
<b>Pressure</b>	960hPa	<b>Test Voltage</b>	DC 5V by adapter
<b>Test Mode</b>	Mode 12	<b>Antenna Polarity</b>	Vertical

Frequency (MHz)	Meter Reading (dBµV)	Factor (dB)	Emission Level (dBµV/m)	Limits (dBµV/m)	Margin (dB)	Value Type
4904.000	49.62	0.22	49.84	74	-24.16	peak
4904.000	38.42	0.22	38.64	54	-15.36	AVG
7356.000	41.24	2.64	43.88	74	-30.12	peak
7356.000	32.55	2.64	35.19	54	-18.81	AVG

Remark:

Factor = Antenna Factor + Cable Loss – Pre-amplifier.

**RESULT: Pass**

Any report having not been signed by authorized approver, or having been altered without authorization, or having not been stamped by the “Dedicated Testing/Inspection Stamp” is deemed to be invalid. Copying or excerpting portion of, or altering the content of the report is not permitted without the written authorization of AGC. The test results presented in the report apply only to the tested sample. Any objections to report issued by AGC should be submitted to AGC within 15days after the issuance of the test report. Further enquiry of validity or verification of the test report should be addressed to AGC by agc01@agccert.com.



**Radiated Emissions Test Results above 1GHz**

<b>EUT Name</b>	IMILAB C22	<b>Model Name</b>	CMSXJ60A
<b>Temperature</b>	22.8°C	<b>Relative Humidity</b>	59.7%
<b>Pressure</b>	960hPa	<b>Test Voltage</b>	DC 5V by adapter
<b>Test Mode</b>	Mode 13	<b>Antenna Polarity</b>	Horizontal

Frequency (MHz)	Meter Reading (dBµV)	Factor (dB)	Emission Level (dBµV/m)	Limits (dBµV/m)	Margin (dB)	Value Type
4824.000	47.61	0.08	47.69	74	-26.31	peak
4824.000	38.42	0.08	38.5	54	-15.5	AVG
7236.000	42.11	2.21	44.32	74	-29.68	peak
7236.000	32.84	2.21	35.05	54	-18.95	AVG

Remark:  
Factor = Antenna Factor + Cable Loss – Pre-amplifier.

<b>EUT Name</b>	IMILAB C22	<b>Model Name</b>	CMSXJ60A
<b>Temperature</b>	22.8°C	<b>Relative Humidity</b>	59.7%
<b>Pressure</b>	960hPa	<b>Test Voltage</b>	DC 5V by adapter
<b>Test Mode</b>	Mode 13	<b>Antenna Polarity</b>	Vertical

Frequency (MHz)	Meter Reading (dBµV)	Factor (dB)	Emission Level (dBµV/m)	Limits (dBµV/m)	Margin (dB)	Value Type
4824.000	48.29	0.08	48.37	74	-25.63	peak
4824.000	37.22	0.08	37.3	54	-16.7	AVG
7236.000	41.43	2.21	43.64	74	-30.36	peak
7236.000	32.59	2.21	34.8	54	-19.2	AVG

Remark:  
Factor = Antenna Factor + Cable Loss – Pre-amplifier.

**RESULT: Pass**

Any report having not been signed by authorized approver, or having been altered without authorization, or having not been stamped by the “Dedicated Testing/Inspection Stamp” is deemed to be invalid. Copying or excerpting portion of, or altering the content of the report is not permitted without the written authorization of AGC. The test results presented in the report apply only to the tested sample. Any objections to report issued by AGC should be submitted to AGC within 15days after the issuance of the test report. Further enquiry of validity or verification of the test report should be addressed to AGC by agc01@agccert.com.

**Radiated Emissions Test Results above 1GHz**

<b>EUT Name</b>	IMILAB C22	<b>Model Name</b>	CMSXJ60A
<b>Temperature</b>	22.8°C	<b>Relative Humidity</b>	59.7%
<b>Pressure</b>	960hPa	<b>Test Voltage</b>	DC 5V by adapter
<b>Test Mode</b>	Mode 14	<b>Antenna Polarity</b>	Horizontal

Frequency (MHz)	Meter Reading (dBµV)	Factor (dB)	Emission Level (dBµV/m)	Limits (dBµV/m)	Margin (dB)	Value Type
4874.000	47.82	0.14	47.96	74	-26.04	peak
4874.000	38.42	0.14	38.56	54	-15.44	AVG
7311.000	42.43	2.36	44.79	74	-29.21	peak
7311.000	31.59	2.36	33.95	54	-20.05	AVG

Remark:

Factor = Antenna Factor + Cable Loss – Pre-amplifier.

<b>EUT Name</b>	IMILAB C22	<b>Model Name</b>	CMSXJ60A
<b>Temperature</b>	22.8°C	<b>Relative Humidity</b>	59.7%
<b>Pressure</b>	960hPa	<b>Test Voltage</b>	DC 5V by adapter
<b>Test Mode</b>	Mode 14	<b>Antenna Polarity</b>	Vertical

Frequency (MHz)	Meter Reading (dBµV)	Factor (dB)	Emission Level (dBµV/m)	Limits (dBµV/m)	Margin (dB)	Value Type
4874.000	47.89	0.14	48.03	74	-25.97	peak
4874.000	38.62	0.14	38.76	54	-15.24	AVG
7311.000	42.13	2.36	44.49	74	-29.51	peak
7311.000	32.57	2.36	34.93	54	-19.07	AVG

Remark:

Factor = Antenna Factor + Cable Loss – Pre-amplifier.

**RESULT: Pass**

Any report having not been signed by authorized approver, or having been altered without authorization, or having not been stamped by the “Dedicated Testing/Inspection Stamp” is deemed to be invalid. Copying or excerpting portion of, or altering the content of the report is not permitted without the written authorization of AGC. The test results presented in the report apply only to the tested sample. Any objections to report issued by AGC should be submitted to AGC within 15days after the issuance of the test report. Further enquiry of validity or verification of the test report should be addressed to AGC by agc01@agccert.com.

**Radiated Emissions Test Results above 1GHz**

<b>EUT Name</b>	IMILAB C22	<b>Model Name</b>	CMSXJ60A
<b>Temperature</b>	22.8°C	<b>Relative Humidity</b>	59.7%
<b>Pressure</b>	960hPa	<b>Test Voltage</b>	DC 5V by adapter
<b>Test Mode</b>	Mode 15	<b>Antenna Polarity</b>	Horizontal

Frequency (MHz)	Meter Reading (dBµV)	Factor (dB)	Emission Level (dBµV/m)	Limits (dBµV/m)	Margin (dB)	Value Type
4924.000	48.69	0.22	48.91	74	-25.09	peak
4924.000	37.84	0.22	38.06	54	-15.94	AVG
7386.000	41.52	2.64	44.16	74	-29.84	peak
7386.000	32.64	2.64	35.28	54	-18.72	AVG

Remark:

Factor = Antenna Factor + Cable Loss – Pre-amplifier.

<b>EUT Name</b>	IMILAB C22	<b>Model Name</b>	CMSXJ60A
<b>Temperature</b>	22.8°C	<b>Relative Humidity</b>	59.7%
<b>Pressure</b>	960hPa	<b>Test Voltage</b>	DC 5V by adapter
<b>Test Mode</b>	Mode 15	<b>Antenna Polarity</b>	Vertical

Frequency (MHz)	Meter Reading (dBµV)	Factor (dB)	Emission Level (dBµV/m)	Limits (dBµV/m)	Margin (dB)	Value Type
4924.000	48.11	0.22	48.33	74	-25.67	peak
4924.000	38.42	0.22	38.64	54	-15.36	AVG
7386.000	43.25	2.64	45.89	74	-28.11	peak
7386.000	32.84	2.64	35.48	54	-18.52	AVG

Remark:

Factor = Antenna Factor + Cable Loss – Pre-amplifier.

**RESULT: Pass**

Any report having not been signed by authorized approver, or having been altered without authorization, or having not been stamped by the “Dedicated Testing/Inspection Stamp” is deemed to be invalid. Copying or excerpting portion of, or altering the content of the report is not permitted without the written authorization of AGC. The test results presented in the report apply only to the tested sample. Any objections to report issued by AGC should be submitted to AGC within 15days after the issuance of the test report. Further enquiry of validity or verification of the test report should be addressed to AGC by agc01@agccert.com.

**Radiated Emissions Test Results above 1GHz**

<b>EUT Name</b>	IMILAB C22	<b>Model Name</b>	CMSXJ60A
<b>Temperature</b>	22.8°C	<b>Relative Humidity</b>	59.7%
<b>Pressure</b>	960hPa	<b>Test Voltage</b>	DC 5V by adapter
<b>Test Mode</b>	Mode 16	<b>Antenna Polarity</b>	Horizontal

Frequency (MHz)	Meter Reading (dBµV)	Factor (dB)	Emission Level (dBµV/m)	Limits (dBµV/m)	Margin (dB)	Value Type
4844.000	48.25	0.08	48.33	74	-25.67	peak
4844.000	37.69	0.08	37.77	54	-16.23	AVG
7266.000	42.16	2.21	44.37	74	-29.63	peak
7266.000	32.24	2.21	34.45	54	-19.55	AVG

Remark:

Factor = Antenna Factor + Cable Loss – Pre-amplifier.

<b>EUT Name</b>	IMILAB C22	<b>Model Name</b>	CMSXJ60A
<b>Temperature</b>	22.8°C	<b>Relative Humidity</b>	59.7%
<b>Pressure</b>	960hPa	<b>Test Voltage</b>	DC 5V by adapter
<b>Test Mode</b>	Mode 16	<b>Antenna Polarity</b>	Vertical

Frequency (MHz)	Meter Reading (dBµV)	Factor (dB)	Emission Level (dBµV/m)	Limits (dBµV/m)	Margin (dB)	Value Type
4844.000	48.52	0.08	48.6	74	-25.4	peak
4844.000	37.98	0.08	38.06	54	-15.94	AVG
7266.000	43.05	2.21	45.26	74	-28.74	peak
7266.000	32.64	2.21	34.85	54	-19.15	AVG

Remark:

Factor = Antenna Factor + Cable Loss – Pre-amplifier.

**RESULT: Pass**

Any report having not been signed by authorized approver, or having been altered without authorization, or having not been stamped by the “Dedicated Testing/Inspection Stamp” is deemed to be invalid. Copying or excerpting portion of, or altering the content of the report is not permitted without the written authorization of AGC. The test results presented in the report apply only to the tested sample. Any objections to report issued by AGC should be submitted to AGC within 15days after the issuance of the test report. Further enquiry of validity or verification of the test report should be addressed to AGC by agc01@agccert.com.

**Radiated Emissions Test Results above 1GHz**

<b>EUT Name</b>	IMILAB C22	<b>Model Name</b>	CMSXJ60A
<b>Temperature</b>	22.8°C	<b>Relative Humidity</b>	59.7%
<b>Pressure</b>	960hPa	<b>Test Voltage</b>	DC 5V by adapter
<b>Test Mode</b>	Mode 17	<b>Antenna Polarity</b>	Horizontal

Frequency (MHz)	Meter Reading (dBµV)	Factor (dB)	Emission Level (dBµV/m)	Limits (dBµV/m)	Margin (dB)	Value Type
4874.000	47.62	0.14	47.76	74	-26.24	peak
4874.000	38.51	0.14	38.65	54	-15.35	AVG
7311.000	42.05	2.36	44.41	74	-29.59	peak
7311.000	31.24	2.36	33.6	54	-20.4	AVG

Remark:

Factor = Antenna Factor + Cable Loss – Pre-amplifier.

<b>EUT Name</b>	IMILAB C22	<b>Model Name</b>	CMSXJ60A
<b>Temperature</b>	22.8°C	<b>Relative Humidity</b>	59.7%
<b>Pressure</b>	960hPa	<b>Test Voltage</b>	DC 5V by adapter
<b>Test Mode</b>	Mode 17	<b>Antenna Polarity</b>	Vertical

Frequency (MHz)	Meter Reading (dBµV)	Factor (dB)	Emission Level (dBµV/m)	Limits (dBµV/m)	Margin (dB)	Value Type
4874.000	48.35	0.14	48.49	74	-25.51	peak
4874.000	39.54	0.14	39.68	54	-14.32	AVG
7311.000	42.16	2.36	44.52	74	-29.48	peak
7311.000	33.57	2.36	35.93	54	-18.07	AVG

Remark:

Factor = Antenna Factor + Cable Loss – Pre-amplifier.

**RESULT: Pass**

Any report having not been signed by authorized approver, or having been altered without authorization, or having not been stamped by the “Dedicated Testing/Inspection Stamp” is deemed to be invalid. Copying or excerpting portion of, or altering the content of the report is not permitted without the written authorization of AGC. The test results presented in the report apply only to the tested sample. Any objections to report issued by AGC should be submitted to AGC within 15days after the issuance of the test report. Further enquiry of validity or verification of the test report should be addressed to AGC by agc01@agccert.com.



**Radiated Emissions Test Results above 1GHz**

<b>EUT Name</b>	IMILAB C22	<b>Model Name</b>	CMSXJ60A
<b>Temperature</b>	22.8°C	<b>Relative Humidity</b>	59.7%
<b>Pressure</b>	960hPa	<b>Test Voltage</b>	DC 5V by adapter
<b>Test Mode</b>	Mode 18	<b>Antenna Polarity</b>	Horizontal

Frequency (MHz)	Meter Reading (dBμV)	Factor (dB)	Emission Level (dBμV/m)	Limits (dBμV/m)	Margin (dB)	Value Type
4904.000	48.55	0.22	48.77	74	-25.23	peak
4904.000	37.54	0.22	37.76	54	-16.24	AVG
7356.000	42.16	2.64	44.8	74	-29.2	peak
7356.000	32.54	2.64	35.18	54	-18.82	AVG

Remark:

Factor = Antenna Factor + Cable Loss – Pre-amplifier.

<b>EUT Name</b>	IMILAB C22	<b>Model Name</b>	CMSXJ60A
<b>Temperature</b>	22.8°C	<b>Relative Humidity</b>	59.7%
<b>Pressure</b>	960hPa	<b>Test Voltage</b>	DC 5V by adapter
<b>Test Mode</b>	Mode 18	<b>Antenna Polarity</b>	Vertical

Frequency (MHz)	Meter Reading (dBμV)	Factor (dB)	Emission Level (dBμV/m)	Limits (dBμV/m)	Margin (dB)	Value Type
4904.000	48.61	0.22	48.83	74	-25.17	peak
4904.000	38.42	0.22	38.64	54	-15.36	AVG
7356.000	42.16	2.64	44.8	74	-29.2	peak
7356.000	31.26	2.64	33.9	54	-20.1	AVG

Remark:

Factor = Antenna Factor + Cable Loss – Pre-amplifier.

**RESULT: Pass**

**Note:**

- The amplitude of other spurious emissions from 1G to 25 GHz which are attenuated more than 20 dB below the permissible value need not be reported.
- Factor = Antenna Factor + Cable loss – Pre-amplifier gain, Margin =Emission Level-Limit.
- The “Factor” value can be calculated automatically by software of measurement system.

Any report having not been signed by authorized approver, or having been altered without authorization, or having not been stamped by the “Dedicated Testing/Inspection Stamp” is deemed to be invalid. Copying or excerpting portion of, or altering the content of the report is not permitted without the written authorization of AGC. The test results presented in the report apply only to the tested sample. Any objections to report issued by AGC should be submitted to AGC within 15days after the issuance of the test report. Further enquiry of validity or verification of the test report should be addressed to AGC by agc01@agccert.com.

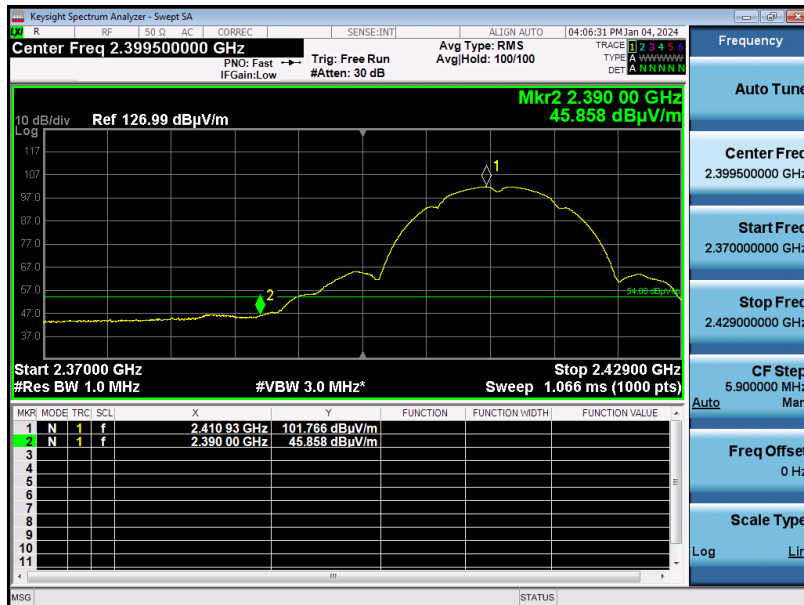
### Band Edge Emission Test Results for Restricted Bands

EUT Name	IMILAB C22	Model Name	CMSXJ60A
Temperature	25°C	Relative Humidity	55.4%
Pressure	960hPa	Test Voltage	DC 5V by adapter
Test Mode	Mode 1	Antenna Polarity	Horizontal

Test Graph for Peak Measurement



Test Graph for Average Measurement



### RESULT: Pass

Any report having not been signed by authorized approver, or having been altered without authorization, or having not been stamped by the "Dedicated Testing/Inspection Stamp" is deemed to be invalid. Copying or excerpting portion of, or altering the content of the report is not permitted without the written authorization of AGC. The test results presented in the report apply only to the tested sample. Any objections to report issued by AGC should be submitted to AGC within 15days after the issuance of the test report. Further enquiry of validity or verification of the test report should be addressed to AGC by agc01@agccert.com.

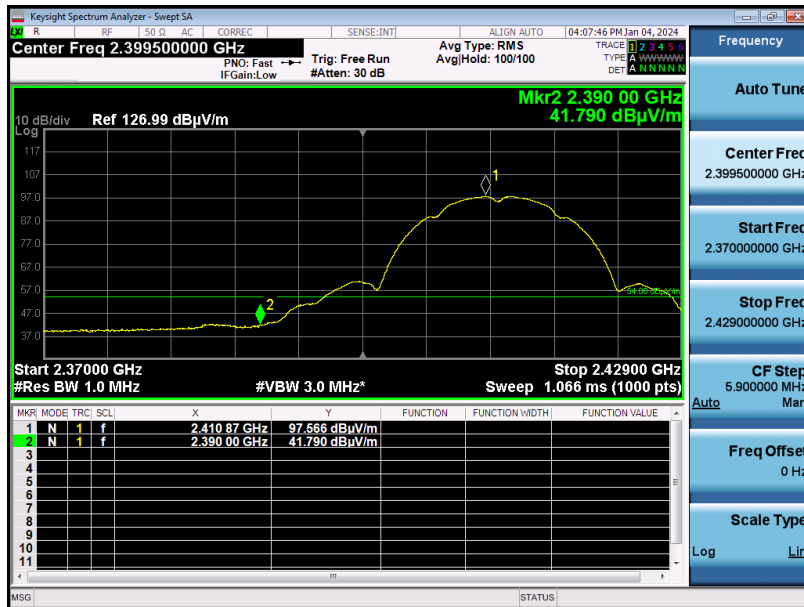
### Band Edge Emission Test Results for Restricted Bands

<b>EUT Name</b>	IMILAB C22	<b>Model Name</b>	CMSXJ60A
<b>Temperature</b>	25°C	<b>Relative Humidity</b>	55.4%
<b>Pressure</b>	960hPa	<b>Test Voltage</b>	DC 5V by adapter
<b>Test Mode</b>	Mode 1	<b>Antenna Polarity</b>	Vertical

Test Graph for Peak Measurement



Test Graph for Average Measurement



### RESULT: Pass

Any report having not been signed by authorized approver, or having been altered without authorization, or having not been stamped by the "Dedicated Testing/Inspection Stamp" is deemed to be invalid. Copying or excerpting portion of, or altering the content of the report is not permitted without the written authorization of AGC. The test results presented in the report apply only to the tested sample. Any objections to report issued by AGC should be submitted to AGC within 15days after the issuance of the test report. Further enquiry of validity or verification of the test report should be addressed to AGC by agc01@agccert.com.

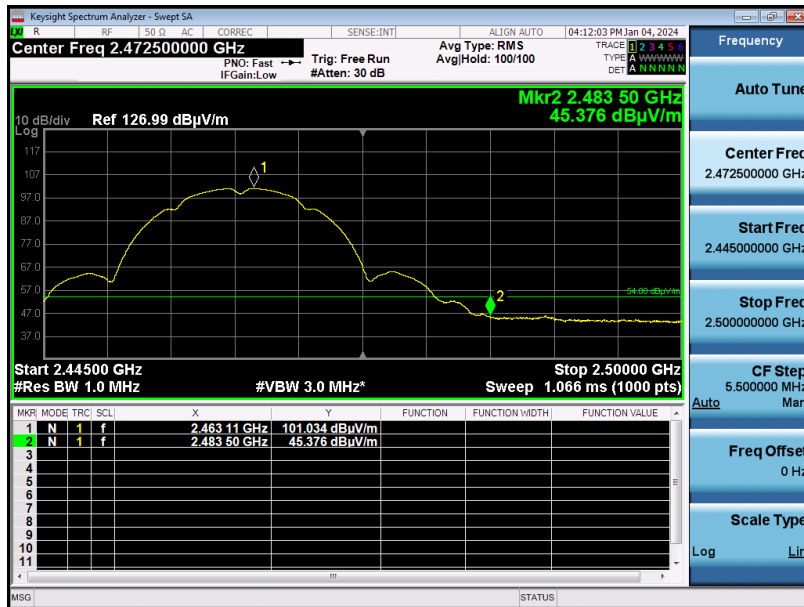
### Band Edge Emission Test Results for Restricted Bands

<b>EUT Name</b>	IMILAB C22	<b>Model Name</b>	CMSXJ60A
<b>Temperature</b>	25°C	<b>Relative Humidity</b>	55.4%
<b>Pressure</b>	960hPa	<b>Test Voltage</b>	DC 5V by adapter
<b>Test Mode</b>	Mode 3	<b>Antenna Polarity</b>	Horizontal

Test Graph for Peak Measurement



Test Graph for Average Measurement



### RESULT: Pass

Any report having not been signed by authorized approver, or having been altered without authorization, or having not been stamped by the "Dedicated Testing/Inspection Stamp" is deemed to be invalid. Copying or excerpting portion of, or altering the content of the report is not permitted without the written authorization of AGC. The test results presented in the report apply only to the tested sample. Any objections to report issued by AGC should be submitted to AGC within 15days after the issuance of the test report. Further enquiry of validity or verification of the test report should be addressed to AGC by agc01@agccert.com.

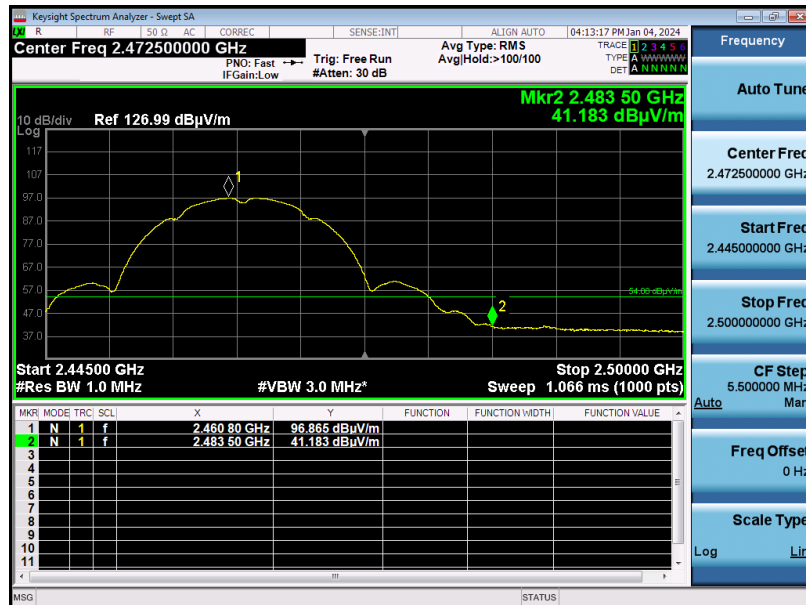
### Band Edge Emission Test Results for Restricted Bands

EUT Name	IMILAB C22	Model Name	CMSXJ60A
Temperature	25°C	Relative Humidity	55.4%
Pressure	960hPa	Test Voltage	DC 5V by adapter
Test Mode	Mode 3	Antenna Polarity	Vertical

Test Graph for Peak Measurement



Test Graph for Average Measurement



### RESULT: Pass

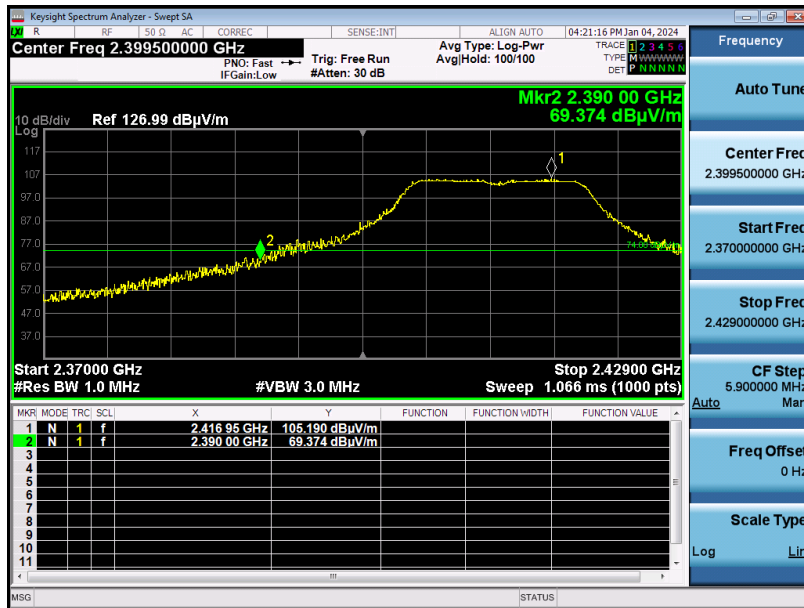
Any report having not been signed by authorized approver, or having been altered without authorization, or having not been stamped by the "Dedicated Testing/Inspection Stamp" is deemed to be invalid. Copying or excerpting portion of, or altering the content of the report is not permitted without the written authorization of AGC. The test results presented in the report apply only to the tested sample. Any objections to report issued by AGC should be submitted to AGC within 15days after the issuance of the test report. Further enquiry of validity or verification of the test report should be addressed to AGC by agc01@agccert.com.



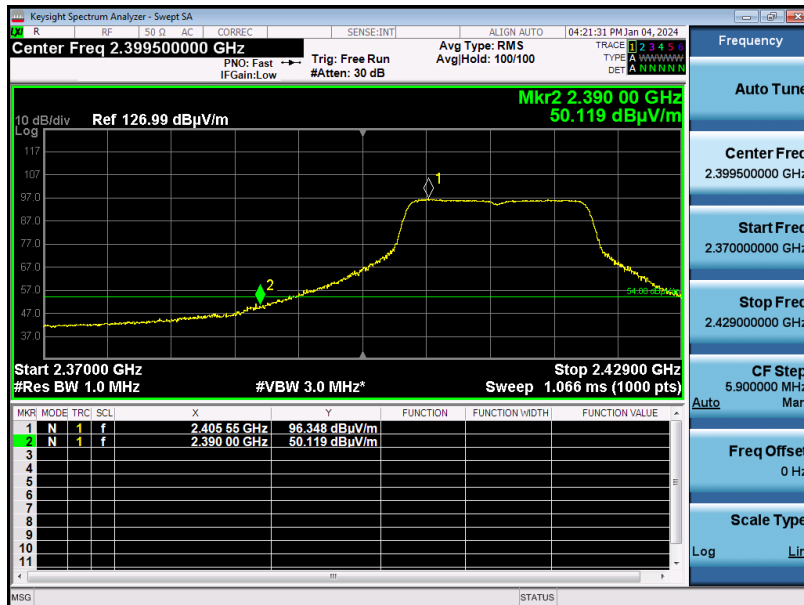
### Band Edge Emission Test Results for Restricted Bands

<b>EUT Name</b>	IMILAB C22	<b>Model Name</b>	CMSXJ60A
<b>Temperature</b>	25°C	<b>Relative Humidity</b>	55.4%
<b>Pressure</b>	960hPa	<b>Test Voltage</b>	DC 5V by adapter
<b>Test Mode</b>	Mode 4	<b>Antenna Polarity</b>	Horizontal

Test Graph for Peak Measurement



Test Graph for Average Measurement



### RESULT: Pass

Any report having not been signed by authorized approver, or having been altered without authorization, or having not been stamped by the "Dedicated Testing/Inspection Stamp" is deemed to be invalid. Copying or excerpting portion of, or altering the content of the report is not permitted without the written authorization of AGC. The test results presented in the report apply only to the tested sample. Any objections to report issued by AGC should be submitted to AGC within 15days after the issuance of the test report. Further enquiry of validity or verification of the test report should be addressed to AGC by agc01@agccert.com.

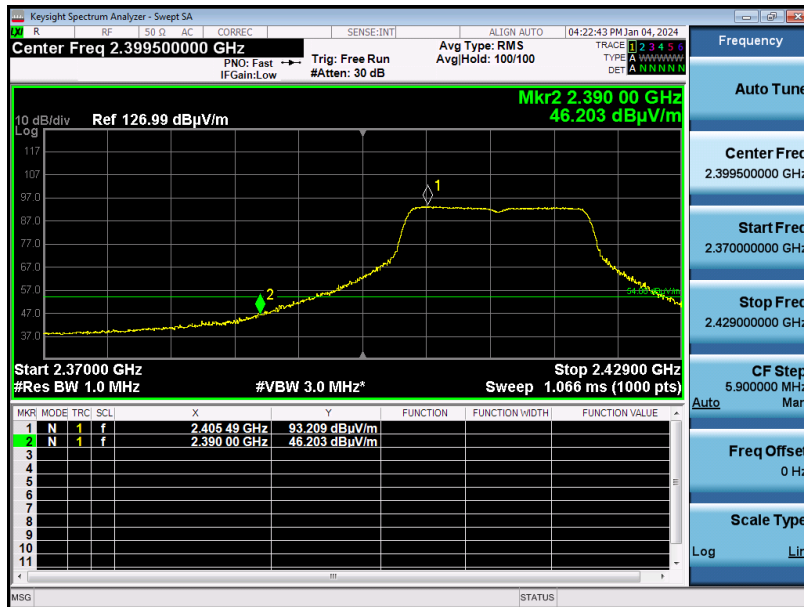
### Band Edge Emission Test Results for Restricted Bands

EUT Name	IMILAB C22	Model Name	CMSXJ60A
Temperature	25°C	Relative Humidity	55.4%
Pressure	960hPa	Test Voltage	DC 5V by adapter
Test Mode	Mode 4	Antenna Polarity	Vertical

Test Graph for Peak Measurement



Test Graph for Average Measurement



### RESULT: Pass

Any report having not been signed by authorized approver, or having been altered without authorization, or having not been stamped by the "Dedicated Testing/Inspection Stamp" is deemed to be invalid. Copying or excerpting portion of, or altering the content of the report is not permitted without the written authorization of AGC. The test results presented in the report apply only to the tested sample. Any objections to report issued by AGC should be submitted to AGC within 15days after the issuance of the test report. Further enquiry of validity or verification of the test report should be addressed to AGC by agc01@agccert.com.

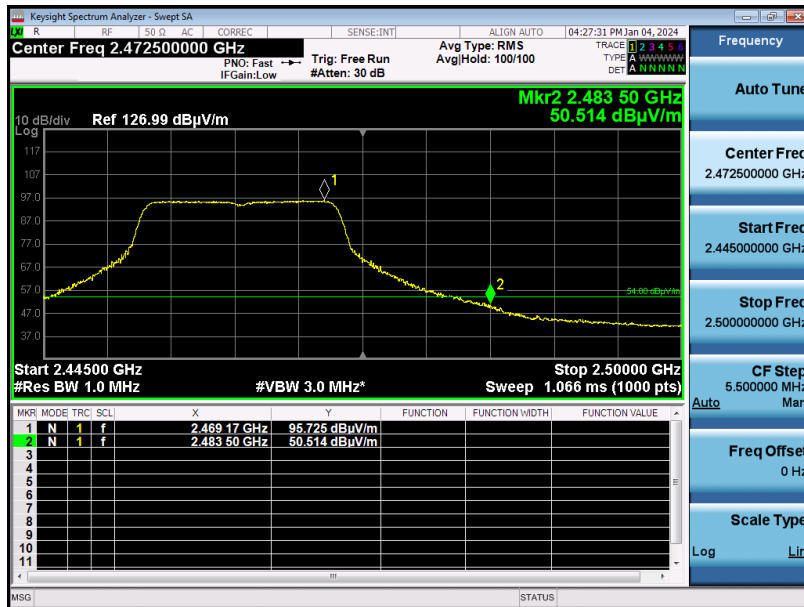
### Band Edge Emission Test Results for Restricted Bands

<b>EUT Name</b>	IMILAB C22	<b>Model Name</b>	CMSXJ60A
<b>Temperature</b>	25°C	<b>Relative Humidity</b>	55.4%
<b>Pressure</b>	960hPa	<b>Test Voltage</b>	DC 5V by adapter
<b>Test Mode</b>	Mode 6	<b>Antenna Polarity</b>	Horizontal

Test Graph for Peak Measurement



Test Graph for Average Measurement



### RESULT: Pass

Any report having not been signed by authorized approver, or having been altered without authorization, or having not been stamped by the "Dedicated Testing/Inspection Stamp" is deemed to be invalid. Copying or excerpting portion of, or altering the content of the report is not permitted without the written authorization of AGC. The test results presented in the report apply only to the tested sample. Any objections to report issued by AGC should be submitted to AGC within 15days after the issuance of the test report. Further enquiry of validity or verification of the test report should be addressed to AGC by agc01@agccert.com.

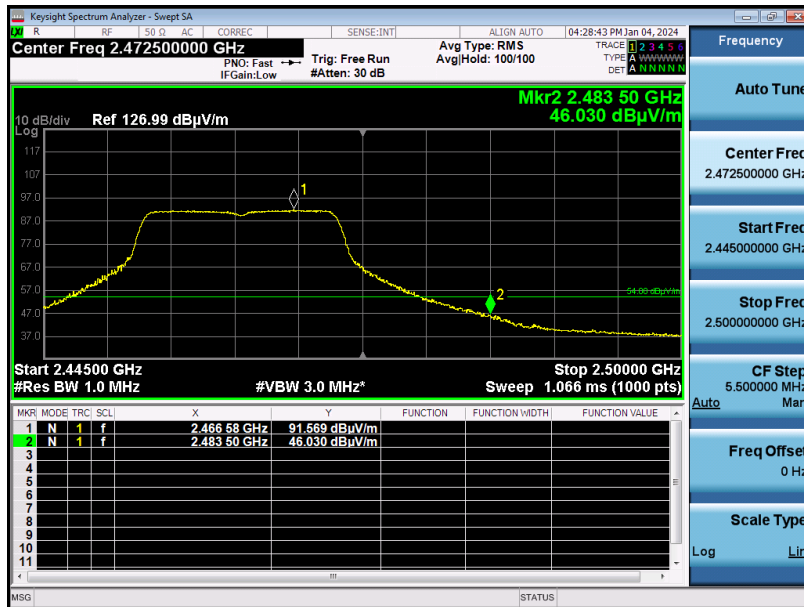
### Band Edge Emission Test Results for Restricted Bands

<b>EUT Name</b>	IMILAB C22	<b>Model Name</b>	CMSXJ60A
<b>Temperature</b>	25°C	<b>Relative Humidity</b>	55.4%
<b>Pressure</b>	960hPa	<b>Test Voltage</b>	DC 5V by adapter
<b>Test Mode</b>	Mode 6	<b>Antenna Polarity</b>	Vertical

Test Graph for Peak Measurement



Test Graph for Average Measurement



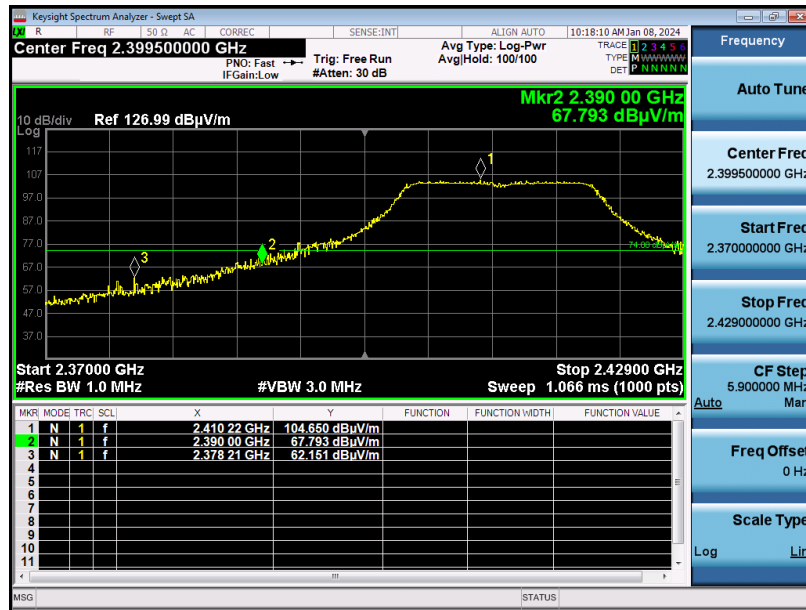
### RESULT: Pass

Any report having not been signed by authorized approver, or having been altered without authorization, or having not been stamped by the "Dedicated Testing/Inspection Stamp" is deemed to be invalid. Copying or excerpting portion of, or altering the content of the report is not permitted without the written authorization of AGC. The test results presented in the report apply only to the tested sample. Any objections to report issued by AGC should be submitted to AGC within 15days after the issuance of the test report. Further enquiry of validity or verification of the test report should be addressed to AGC by agc01@agccert.com.

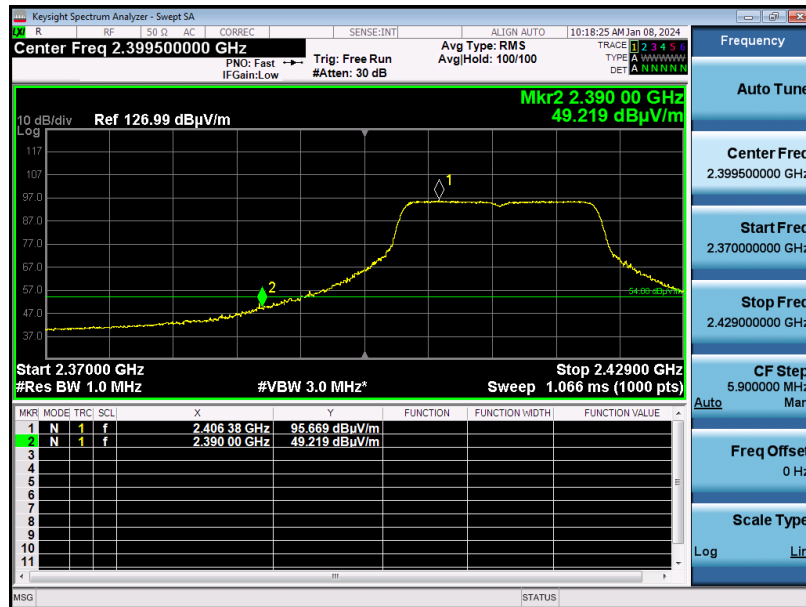
### Band Edge Emission Test Results for Restricted Bands

EUT Name	IMILAB C22	Model Name	CMSXJ60A
Temperature	25°C	Relative Humidity	55.4%
Pressure	960hPa	Test Voltage	DC 5V by adapter
Test Mode	Mode 7	Antenna Polarity	Horizontal

Test Graph for Peak Measurement



Test Graph for Average Measurement



### RESULT: Pass

Any report having not been signed by authorized approver, or having been altered without authorization, or having not been stamped by the "Dedicated Testing/Inspection Stamp" is deemed to be invalid. Copying or excerpting portion of, or altering the content of the report is not permitted without the written authorization of AGC. The test results presented in the report apply only to the tested sample. Any objections to report issued by AGC should be submitted to AGC within 15days after the issuance of the test report. Further enquiry of validity or verification of the test report should be addressed to AGC by agc01@agccert.com.



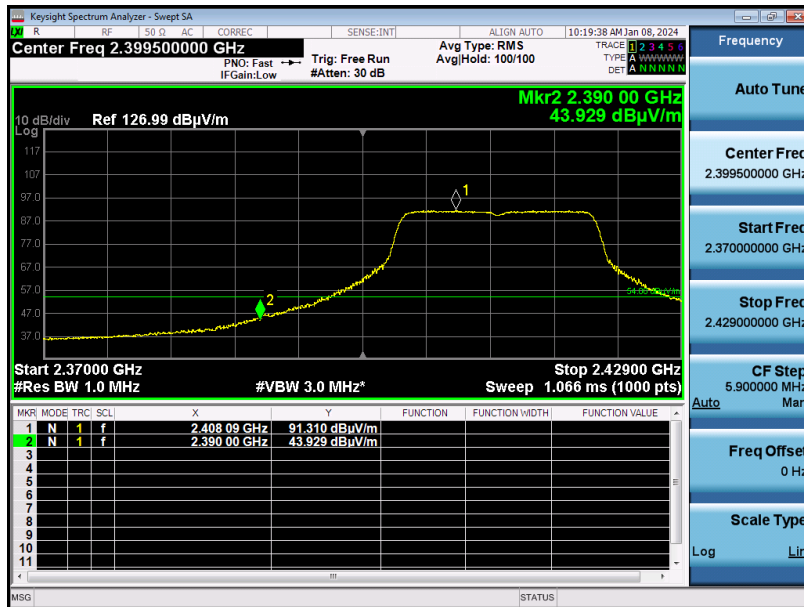
### Band Edge Emission Test Results for Restricted Bands

<b>EUT Name</b>	IMILAB C22	<b>Model Name</b>	CMSXJ60A
<b>Temperature</b>	25°C	<b>Relative Humidity</b>	55.4%
<b>Pressure</b>	960hPa	<b>Test Voltage</b>	DC 5V by adapter
<b>Test Mode</b>	Mode 7	<b>Antenna Polarity</b>	Vertical

Test Graph for Peak Measurement



Test Graph for Average Measurement



### RESULT: Pass

Any report having not been signed by authorized approver, or having been altered without authorization, or having not been stamped by the "Dedicated Testing/Inspection Stamp" is deemed to be invalid. Copying or excerpting portion of, or altering the content of the report is not permitted without the written authorization of AGC. The test results presented in the report apply only to the tested sample. Any objections to report issued by AGC should be submitted to AGC within 15days after the issuance of the test report. Further enquiry of validity or verification of the test report should be addressed to AGC by agc01@agccert.com.



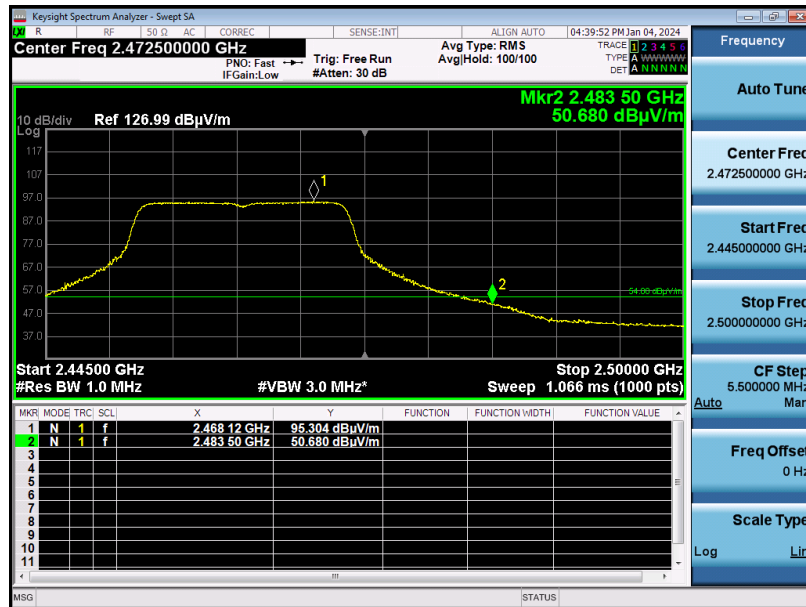
### Band Edge Emission Test Results for Restricted Bands

<b>EUT Name</b>	IMILAB C22	<b>Model Name</b>	CMSXJ60A
<b>Temperature</b>	25°C	<b>Relative Humidity</b>	55.4%
<b>Pressure</b>	960hPa	<b>Test Voltage</b>	DC 5V by adapter
<b>Test Mode</b>	Mode 9	<b>Antenna Polarity</b>	Horizontal

Test Graph for Peak Measurement



Test Graph for Average Measurement



### RESULT: Pass

Any report having not been signed by authorized approver, or having been altered without authorization, or having not been stamped by the "Dedicated Testing/Inspection Stamp" is deemed to be invalid. Copying or excerpting portion of, or altering the content of the report is not permitted without the written authorization of AGC. The test results presented in the report apply only to the tested sample. Any objections to report issued by AGC should be submitted to AGC within 15days after the issuance of the test report. Further enquiry of validity or verification of the test report should be addressed to AGC by agc01@agccert.com.

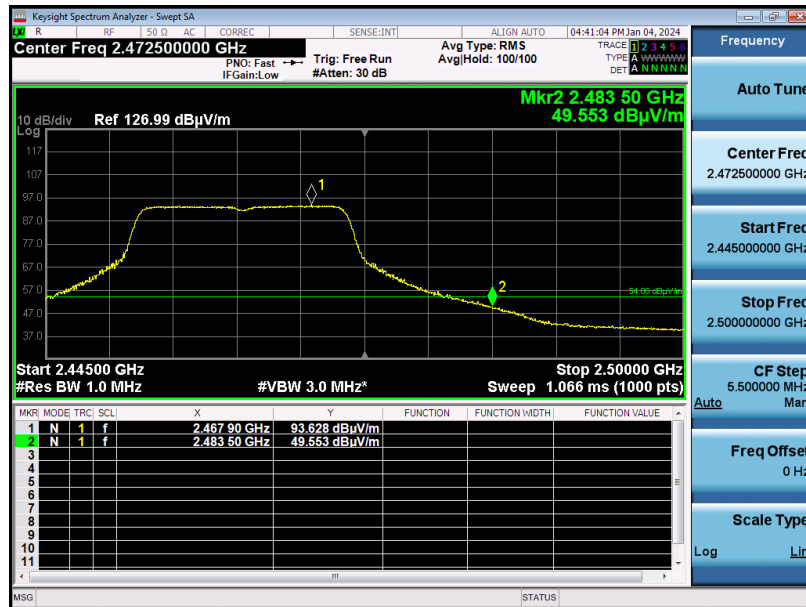
### Band Edge Emission Test Results for Restricted Bands

EUT Name	IMILAB C22	Model Name	CMSXJ60A
Temperature	25°C	Relative Humidity	55.4%
Pressure	960hPa	Test Voltage	DC 5V by adapter
Test Mode	Mode 9	Antenna Polarity	Vertical

Test Graph for Peak Measurement



Test Graph for Average Measurement



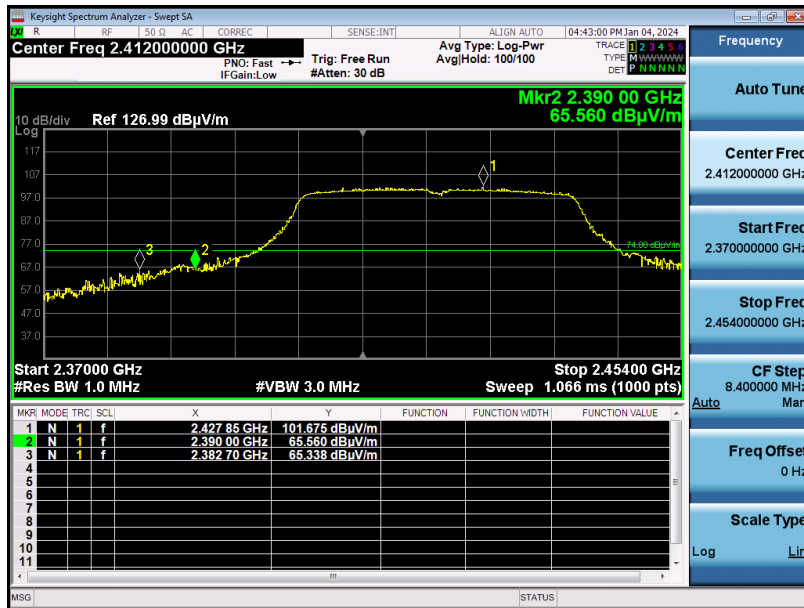
### RESULT: Pass

Any report having not been signed by authorized approver, or having been altered without authorization, or having not been stamped by the "Dedicated Testing/Inspection Stamp" is deemed to be invalid. Copying or excerpting portion of, or altering the content of the report is not permitted without the written authorization of AGC. The test results presented in the report apply only to the tested sample. Any objections to report issued by AGC should be submitted to AGC within 15days after the issuance of the test report. Further enquiry of validity or verification of the test report should be addressed to AGC by agc01@agccert.com.

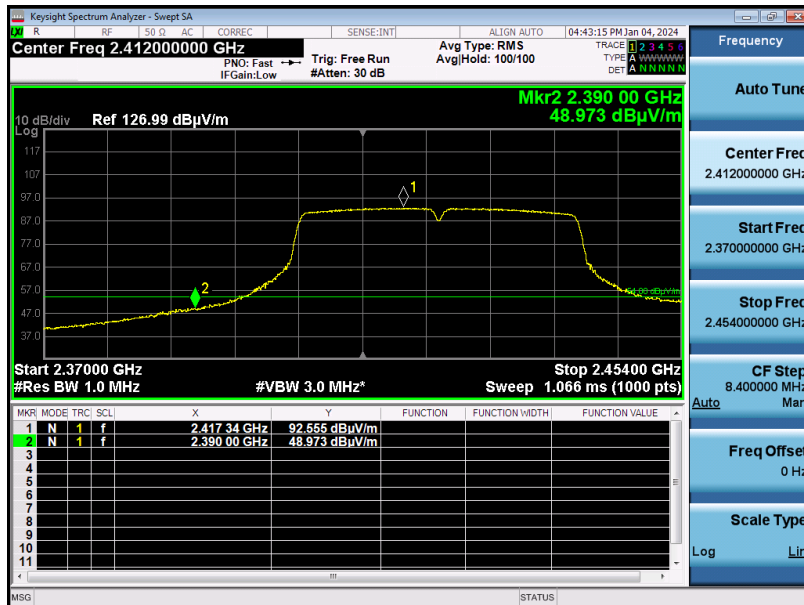
### Band Edge Emission Test Results for Restricted Bands

<b>EUT Name</b>	IMILAB C22	<b>Model Name</b>	CMSXJ60A
<b>Temperature</b>	25°C	<b>Relative Humidity</b>	55.4%
<b>Pressure</b>	960hPa	<b>Test Voltage</b>	DC 5V by adapter
<b>Test Mode</b>	Mode 10	<b>Antenna Polarity</b>	Horizontal

Test Graph for Peak Measurement



Test Graph for Average Measurement



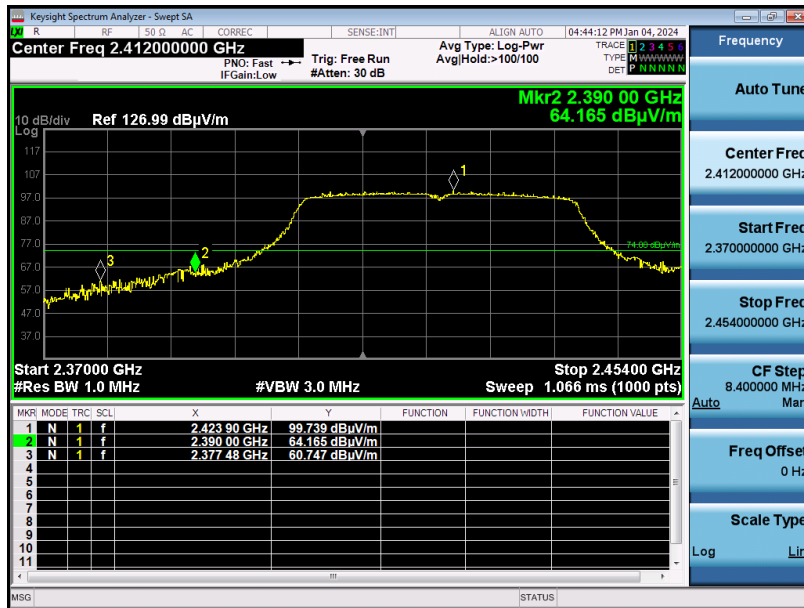
### RESULT: Pass

Any report having not been signed by authorized approver, or having been altered without authorization, or having not been stamped by the "Dedicated Testing/Inspection Stamp" is deemed to be invalid. Copying or excerpting portion of, or altering the content of the report is not permitted without the written authorization of AGC. The test results presented in the report apply only to the tested sample. Any objections to report issued by AGC should be submitted to AGC within 15days after the issuance of the test report. Further enquiry of validity or verification of the test report should be addressed to AGC by agc01@agccert.com.

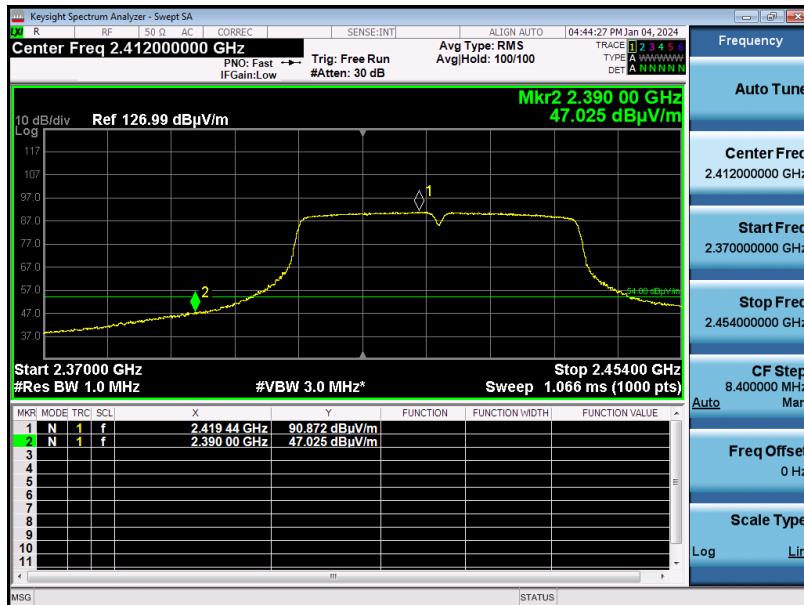
### Band Edge Emission Test Results for Restricted Bands

EUT Name	IMILAB C22	Model Name	CMSXJ60A
Temperature	25°C	Relative Humidity	55.4%
Pressure	960hPa	Test Voltage	DC 5V by adapter
Test Mode	Mode 10	Antenna Polarity	Vertical

Test Graph for Peak Measurement



Test Graph for Average Measurement



### RESULT: Pass

Any report having not been signed by authorized approver, or having been altered without authorization, or having not been stamped by the "Dedicated Testing/Inspection Stamp" is deemed to be invalid. Copying or excerpting portion of, or altering the content of the report is not permitted without the written authorization of AGC. The test results presented in the report apply only to the tested sample. Any objections to report issued by AGC should be submitted to AGC within 15days after the issuance of the test report. Further enquiry of validity or verification of the test report should be addressed to AGC by agc01@agccert.com.

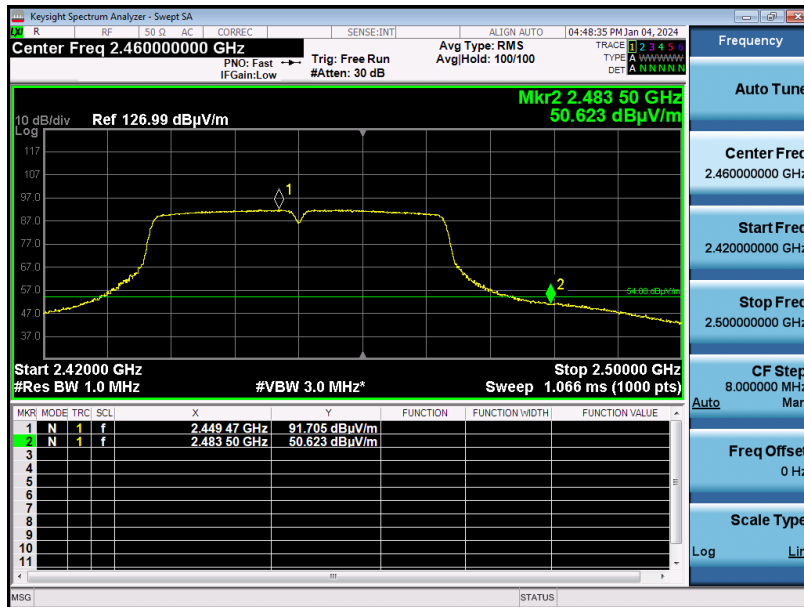
### Band Edge Emission Test Results for Restricted Bands

EUT Name	IMILAB C22	Model Name	CMSXJ60A
Temperature	25°C	Relative Humidity	55.4%
Pressure	960hPa	Test Voltage	DC 5V by adapter
Test Mode	Mode 12	Antenna Polarity	Horizontal

Test Graph for Peak Measurement



Test Graph for Average Measurement



### RESULT: Pass

Any report having not been signed by authorized approver, or having been altered without authorization, or having not been stamped by the "Dedicated Testing/Inspection Stamp" is deemed to be invalid. Copying or excerpting portion of, or altering the content of the report is not permitted without the written authorization of AGC. The test results presented in the report apply only to the tested sample. Any objections to report issued by AGC should be submitted to AGC within 15days after the issuance of the test report. Further enquiry of validity or verification of the test report should be addressed to AGC by agc01@agccert.com.



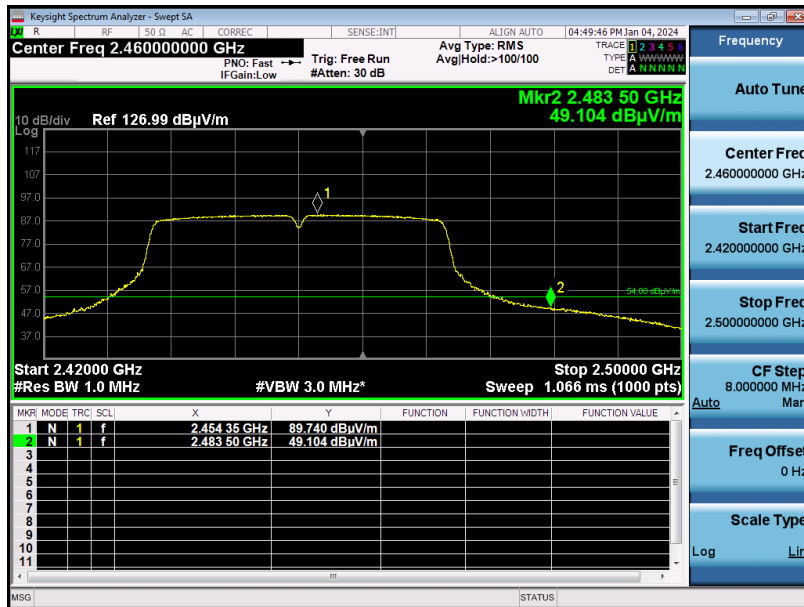
### Band Edge Emission Test Results for Restricted Bands

EUT Name	IMILAB C22	Model Name	CMSXJ60A
Temperature	25°C	Relative Humidity	55.4%
Pressure	960hPa	Test Voltage	DC 5V by adapter
Test Mode	Mode 12	Antenna Polarity	Vertical

Test Graph for Peak Measurement



Test Graph for Average Measurement



### RESULT: Pass

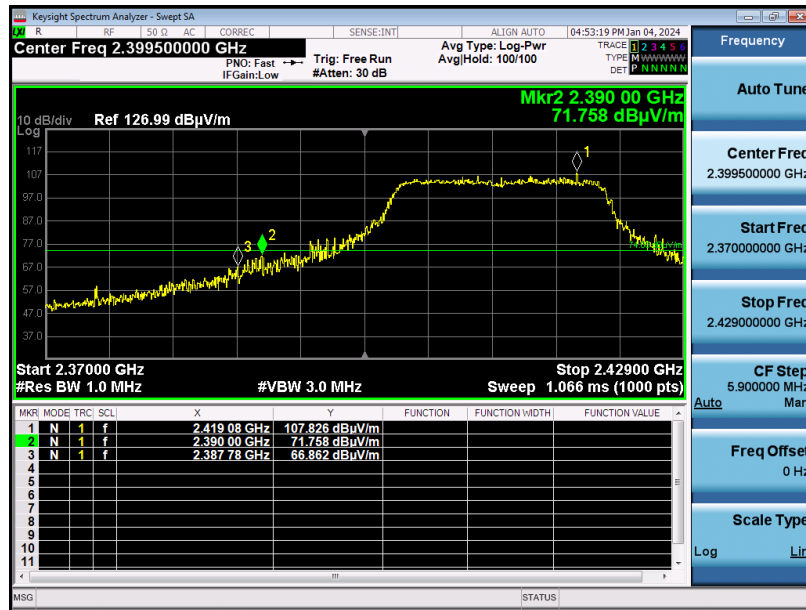
Any report having not been signed by authorized approver, or having been altered without authorization, or having not been stamped by the "Dedicated Testing/Inspection Stamp" is deemed to be invalid. Copying or excerpting portion of, or altering the content of the report is not permitted without the written authorization of AGC. The test results presented in the report apply only to the tested sample. Any objections to report issued by AGC should be submitted to AGC within 15days after the issuance of the test report. Further enquiry of validity or verification of the test report should be addressed to AGC by agc01@agccert.com.



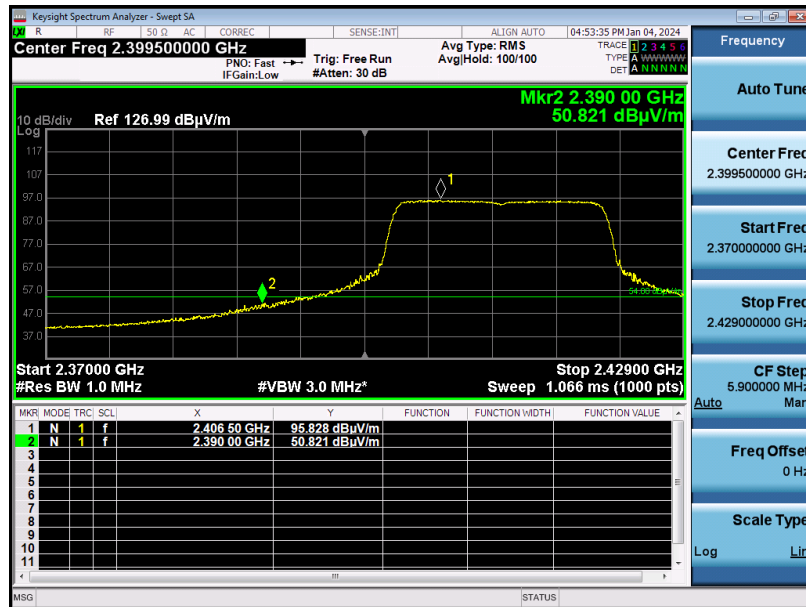
### Band Edge Emission Test Results for Restricted Bands

<b>EUT Name</b>	IMILAB C22	<b>Model Name</b>	CMSXJ60A
<b>Temperature</b>	25°C	<b>Relative Humidity</b>	55.4%
<b>Pressure</b>	960hPa	<b>Test Voltage</b>	DC 5V by adapter
<b>Test Mode</b>	Mode 13	<b>Antenna Polarity</b>	Horizontal

Test Graph for Peak Measurement



Test Graph for Average Measurement



### RESULT: Pass

Any report having not been signed by authorized approver, or having been altered without authorization, or having not been stamped by the "Dedicated Testing/Inspection Stamp" is deemed to be invalid. Copying or excerpting portion of, or altering the content of the report is not permitted without the written authorization of AGC. The test results presented in the report apply only to the tested sample. Any objections to report issued by AGC should be submitted to AGC within 15days after the issuance of the test report. Further enquiry of validity or verification of the test report should be addressed to AGC by agc01@agccert.com.

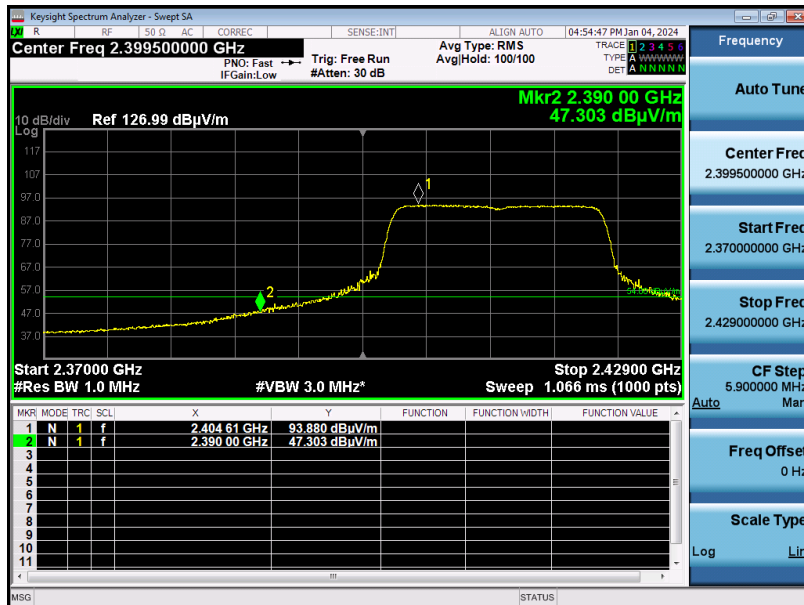
### Band Edge Emission Test Results for Restricted Bands

<b>EUT Name</b>	IMILAB C22	<b>Model Name</b>	CMSXJ60A
<b>Temperature</b>	25°C	<b>Relative Humidity</b>	55.4%
<b>Pressure</b>	960hPa	<b>Test Voltage</b>	DC 5V by adapter
<b>Test Mode</b>	Mode 13	<b>Antenna Polarity</b>	Vertical

Test Graph for Peak Measurement



Test Graph for Average Measurement



### RESULT: Pass

Any report having not been signed by authorized approver, or having been altered without authorization, or having not been stamped by the "Dedicated Testing/Inspection Stamp" is deemed to be invalid. Copying or excerpting portion of, or altering the content of the report is not permitted without the written authorization of AGC. The test results presented in the report apply only to the tested sample. Any objections to report issued by AGC should be submitted to AGC within 15days after the issuance of the test report. Further enquiry of validity or verification of the test report should be addressed to AGC by agc01@agccert.com.

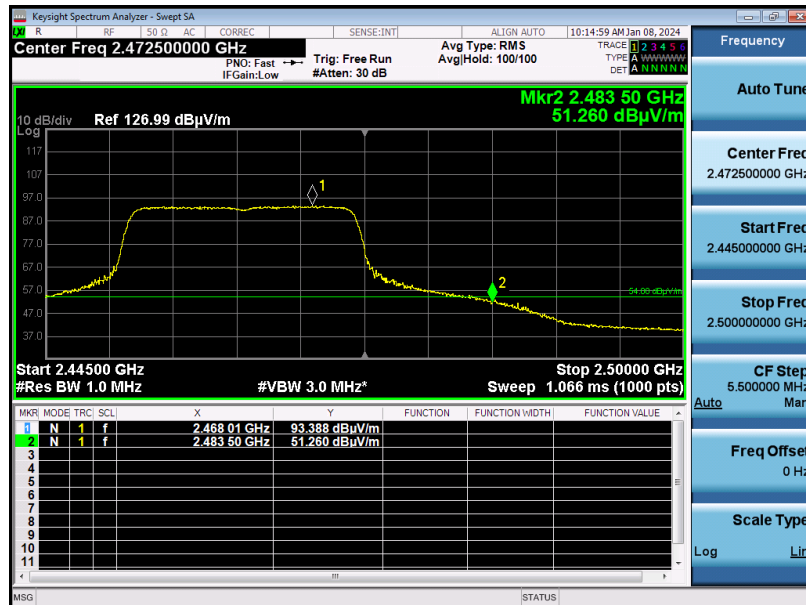
### Band Edge Emission Test Results for Restricted Bands

<b>EUT Name</b>	IMILAB C22	<b>Model Name</b>	CMSXJ60A
<b>Temperature</b>	25°C	<b>Relative Humidity</b>	55.4%
<b>Pressure</b>	960hPa	<b>Test Voltage</b>	DC 5V by adapter
<b>Test Mode</b>	Mode 15	<b>Antenna Polarity</b>	Horizontal

Test Graph for Peak Measurement



Test Graph for Average Measurement



### RESULT: Pass

Any report having not been signed by authorized approver, or having been altered without authorization, or having not been stamped by the "Dedicated Testing/Inspection Stamp" is deemed to be invalid. Copying or excerpting portion of, or altering the content of the report is not permitted without the written authorization of AGC. The test results presented in the report apply only to the tested sample. Any objections to report issued by AGC should be submitted to AGC within 15days after the issuance of the test report. Further enquiry of validity or verification of the test report should be addressed to AGC by agc01@agccert.com.

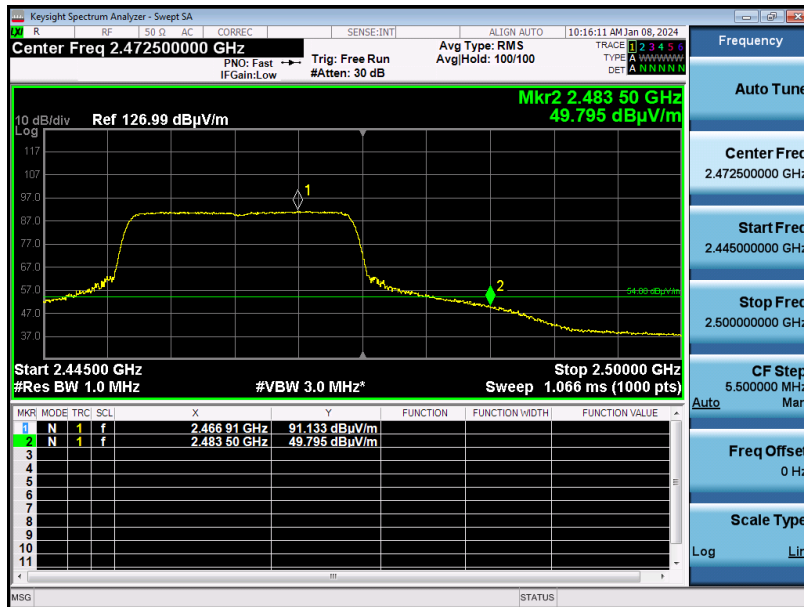
**Band Edge Emission Test Results for Restricted Bands**

<b>EUT Name</b>	IMILAB C22	<b>Model Name</b>	CMSXJ60A
<b>Temperature</b>	25°C	<b>Relative Humidity</b>	55.4%
<b>Pressure</b>	960hPa	<b>Test Voltage</b>	DC 5V by adapter
<b>Test Mode</b>	Mode 15	<b>Antenna Polarity</b>	Vertical

Test Graph for Peak Measurement



Test Graph for Average Measurement



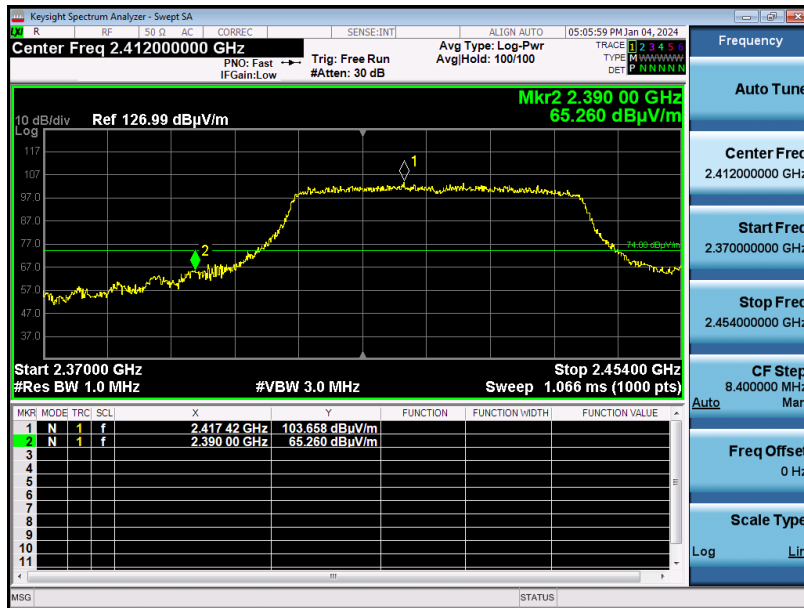
**RESULT: Pass**

Any report having not been signed by authorized approver, or having been altered without authorization, or having not been stamped by the “Dedicated Testing/Inspection Stamp” is deemed to be invalid. Copying or excerpting portion of, or altering the content of the report is not permitted without the written authorization of AGC. The test results presented in the report apply only to the tested sample. Any objections to report issued by AGC should be submitted to AGC within 15days after the issuance of the test report. Further enquiry of validity or verification of the test report should be addressed to AGC by agc01@agccert.com.

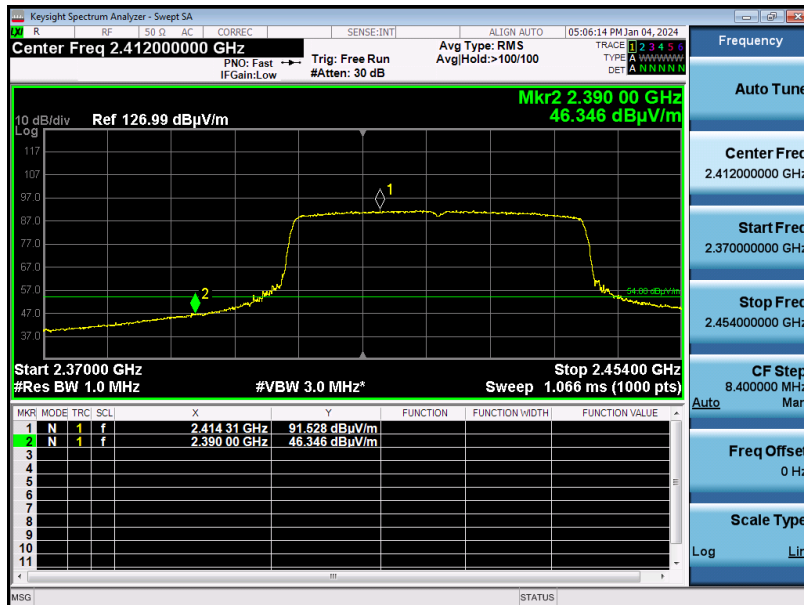
### Band Edge Emission Test Results for Restricted Bands

EUT Name	IMILAB C22	Model Name	CMSXJ60A
Temperature	25°C	Relative Humidity	55.4%
Pressure	960hPa	Test Voltage	DC 5V by adapter
Test Mode	Mode 16	Antenna Polarity	Horizontal

Test Graph for Peak Measurement



Test Graph for Average Measurement



### RESULT: Pass

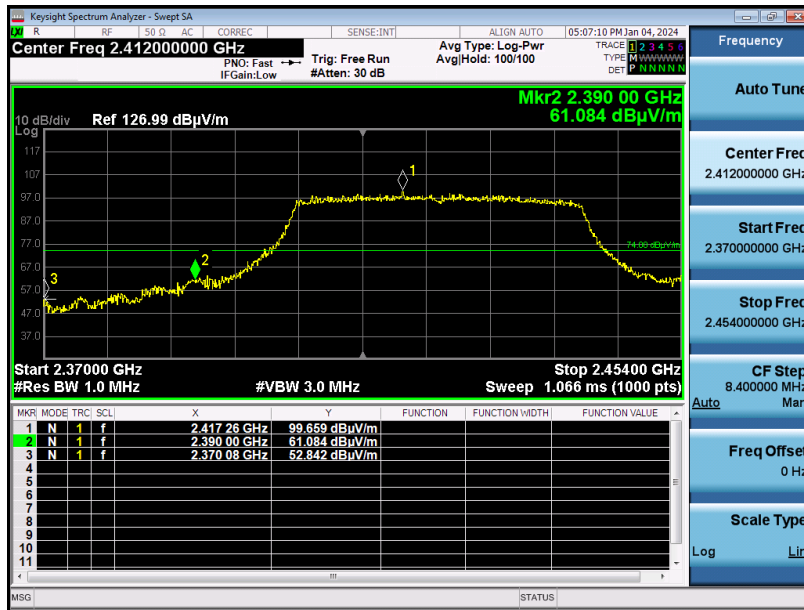
Any report having not been signed by authorized approver, or having been altered without authorization, or having not been stamped by the "Dedicated Testing/Inspection Stamp" is deemed to be invalid. Copying or excerpting portion of, or altering the content of the report is not permitted without the written authorization of AGC. The test results presented in the report apply only to the tested sample. Any objections to report issued by AGC should be submitted to AGC within 15days after the issuance of the test report. Further enquiry of validity or verification of the test report should be addressed to AGC by agc01@agccert.com.



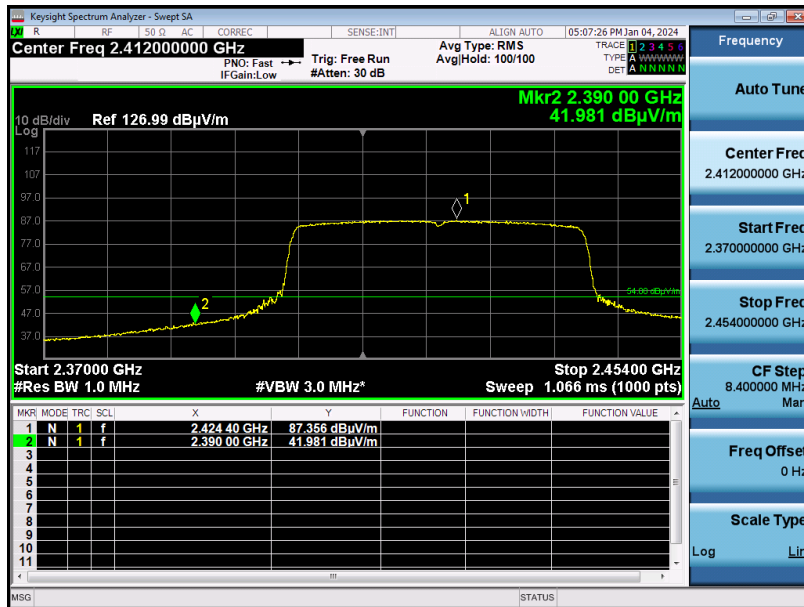
### Band Edge Emission Test Results for Restricted Bands

EUT Name	IMILAB C22	Model Name	CMSXJ60A
Temperature	25°C	Relative Humidity	55.4%
Pressure	960hPa	Test Voltage	DC 5V by adapter
Test Mode	Mode 16	Antenna Polarity	Vertical

Test Graph for Peak Measurement



Test Graph for Average Measurement



### RESULT: Pass

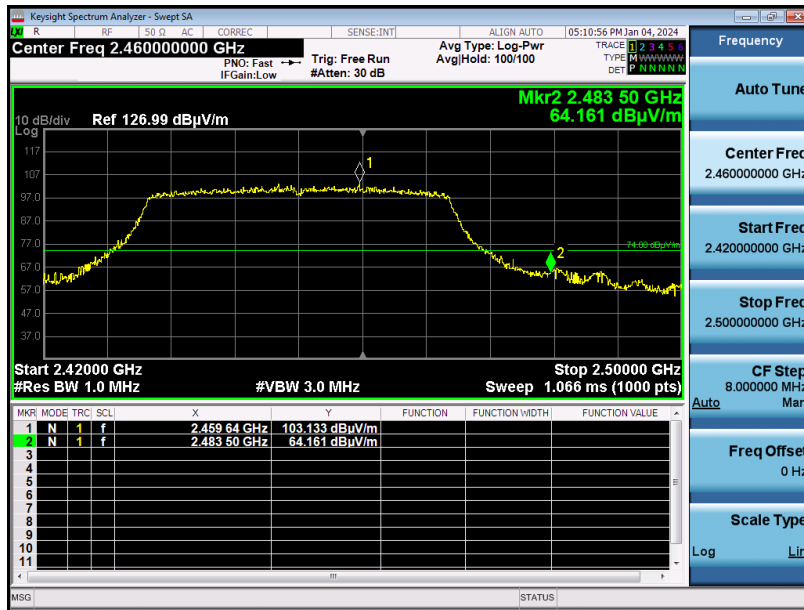
Any report having not been signed by authorized approver, or having been altered without authorization, or having not been stamped by the "Dedicated Testing/Inspection Stamp" is deemed to be invalid. Copying or excerpting portion of, or altering the content of the report is not permitted without the written authorization of AGC. The test results presented in the report apply only to the tested sample. Any objections to report issued by AGC should be submitted to AGC within 15days after the issuance of the test report. Further enquiry of validity or verification of the test report should be addressed to AGC by agc01@agccert.com.



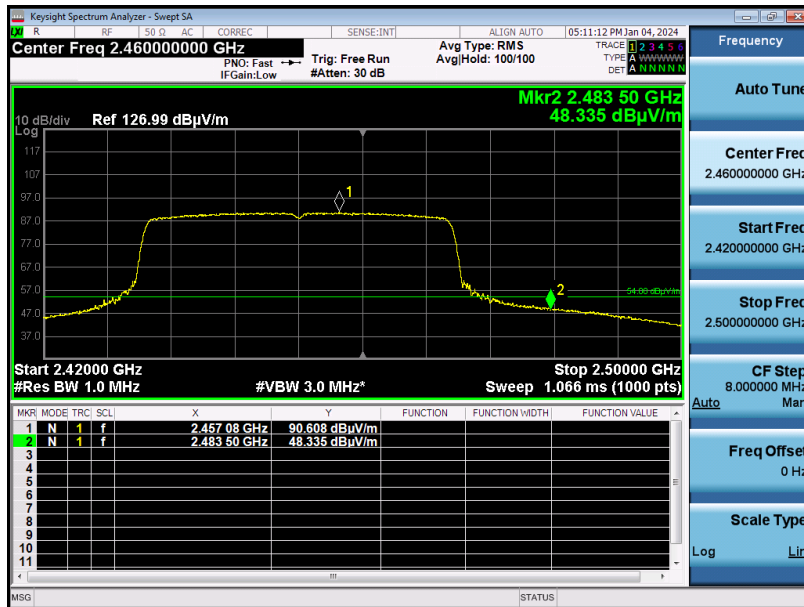
### Band Edge Emission Test Results for Restricted Bands

EUT Name	IMILAB C22	Model Name	CMSXJ60A
Temperature	25°C	Relative Humidity	55.4%
Pressure	960hPa	Test Voltage	DC 5V by adapter
Test Mode	Mode 18	Antenna Polarity	Horizontal

Test Graph for Peak Measurement



Test Graph for Average Measurement



### RESULT: Pass

Any report having not been signed by authorized approver, or having been altered without authorization, or having not been stamped by the "Dedicated Testing/Inspection Stamp" is deemed to be invalid. Copying or excerpting portion of, or altering the content of the report is not permitted without the written authorization of AGC. The test results presented in the report apply only to the tested sample. Any objections to report issued by AGC should be submitted to AGC within 15days after the issuance of the test report. Further enquiry of validity or verification of the test report should be addressed to AGC by agc01@agccert.com.

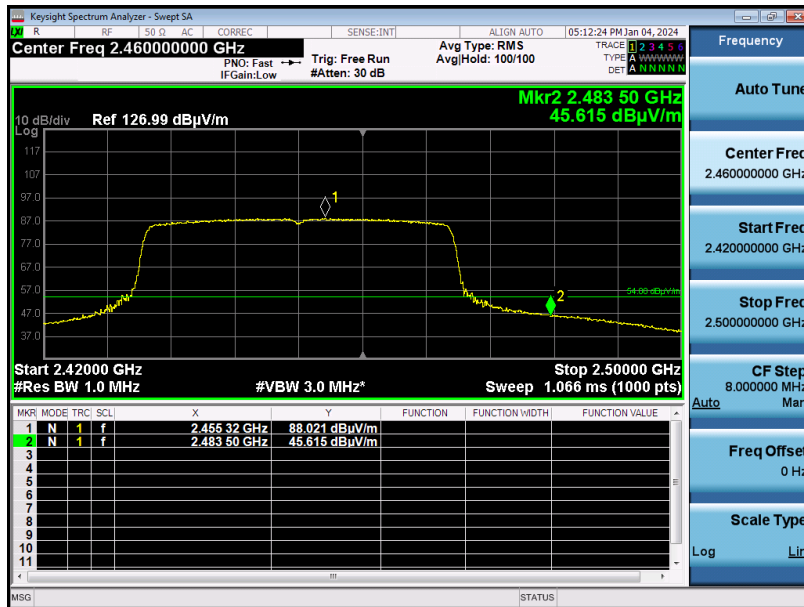
### Band Edge Emission Test Results for Restricted Bands

<b>EUT Name</b>	IMILAB C22	<b>Model Name</b>	CMSXJ60A
<b>Temperature</b>	25°C	<b>Relative Humidity</b>	55.4%
<b>Pressure</b>	960hPa	<b>Test Voltage</b>	DC 5V by adapter
<b>Test Mode</b>	Mode 18	<b>Antenna Polarity</b>	Vertical

Test Graph for Peak Measurement



Test Graph for Average Measurement



### RESULT: Pass

Note: The factor had been edited in the “Input Correction” of the Spectrum Analyzer.

Any report having not been signed by authorized approver, or having been altered without authorization, or having not been stamped by the “Dedicated Testing/Inspection Stamp” is deemed to be invalid. Copying or excerpting portion of, or altering the content of the report is not permitted without the written authorization of AGC. The test results presented in the report apply only to the tested sample. Any objections to report issued by AGC should be submitted to AGC within 15days after the issuance of the test report. Further enquiry of validity or verification of the test report should be addressed to AGC by agc01@agccert.com.

## 12. AC Power Line Conducted Emission

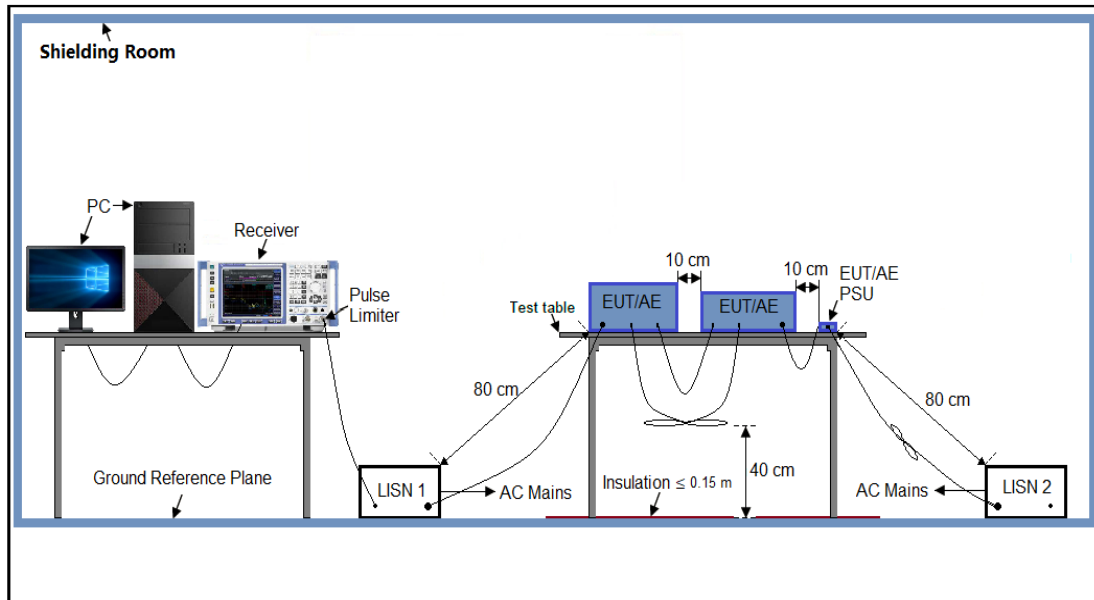
### 12.1 Measurement Limits

Frequency	Maximum RF Line Voltage	
	Q.P (dB $\mu$ V)	Average (dB $\mu$ V)
150kHz~500kHz	66-56	56-46
500kHz~5MHz	56	46
5MHz~30MHz	60	50

Note:

1. The lower limit shall apply at the transition frequency.
2. The limit decreases linearly with the logarithm of the frequency in the range 0.15 MHz to 0.50 MHz.

### 12.2 Block Diagram of Line Conducted Emission Test



Any report having not been signed by authorized approver, or having been altered without authorization, or having not been stamped by the "Dedicated Testing/Inspection Stamp" is deemed to be invalid. Copying or excerpting portion of, or altering the content of the report is not permitted without the written authorization of AGC. The test results presented in the report apply only to the tested sample. Any objections to report issued by AGC should be submitted to AGC within 15days after the issuance of the test report. Further enquiry of validity or verification of the test report should be addressed to AGC by agc01@agccert.com.

### 12.3 Preliminary Procedure of Line Conducted Emission Test

1. The equipment was set up as per the test configuration to simulate typical actual usage per the user's manual. When the EUT is a tabletop system, a wooden table with a height of 0.8 meters is used and is placed on the ground plane as per ANSI C63.10 (see Test Facility for the dimensions of the ground plane used). When the EUT is a floor-standing equipment, it is placed on the ground plane which has a 3-12 mm non-conductive covering to insulate the EUT from the ground plane.
2. Support equipment, if needed, was placed as per ANSI C63.10.
3. All I/O cables were positioned to simulate typical actual usage as per ANSI C63.10.
4. All support equipment received AC120V/60Hz power from a LISN, if any.
5. The EUT received DC 5V power from adapter which received AC120V/60Hz power from a LISN.
6. The test program was started. Emissions were measured on each current carrying line of the EUT using a spectrum Analyzer / Receiver connected to the LISN powering the EUT. The LISN has two monitoring points: Line 1 (Hot Side) and Line 2 (Neutral Side). Two scans were taken: one with Line 1 connected to Analyzer / Receiver and Line 2 connected to a 50 Ohm load; the second scan had Line 1 connected to a 50 Ohm load and Line 2 connected to the Analyzer / Receiver.
7. Analyzer / Receiver scanned from 150 kHz to 30MHz for emissions in each of the test modes.
8. During the above scans, the emissions were maximized by cable manipulation.
9. The test mode(s) were scanned during the preliminary test.

Then, the EUT configuration and cable configuration of the above highest emission level were recorded for reference of final testing.

### 12.4 Final Procedure of Line Conducted Emission Test

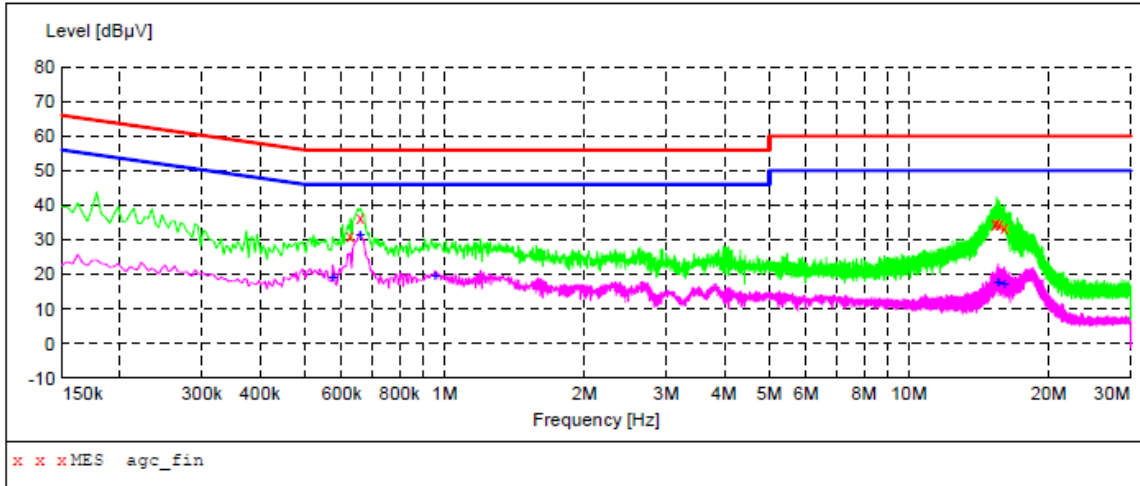
1. EUT and support equipment was set up on the test bench as per step 2 of the preliminary test.
2. A scan was taken on both power lines, Line 1 and Line 2, recording at least the six highest emissions. Emission frequency and amplitude were recorded into a computer in which correction factors were used to calculate the emission level and compare reading to the applicable limit. If EUT emission level was less – 2dB to the A.V. limit in Peak mode, then the emission signal was re-checked using Q.P and Average detector.
3. The test data of the worst case was reported on the Summary Data page.

### 12.5 Test Result of Line Conducted Emission Test

Any report having not been signed by authorized approver, or having been altered without authorization, or having not been stamped by the "Dedicated Testing/Inspection Stamp" is deemed to be invalid. Copying or excerpting portion of, or altering the content of the report is not permitted without the written authorization of AGC. The test results presented in the report apply only to the tested sample. Any objections to report issued by AGC should be submitted to AGC within 15days after the issuance of the test report. Further enquiry of validity or verification of the test report should be addressed to AGC by [agc01@agccert.com](mailto:agc01@agccert.com).

**AC Power Line Conducted Emission Test**

Test Mode	Mode 1	LISN Line	Hot Side
-----------	--------	-----------	----------



**MEASUREMENT RESULT: "agc\_fin"**

2024/1/5 9:27

Frequency MHz	Level dBµV	Transd dB	Limit dBµV	Margin dB	Detector	Line
0.626000	31.20	6.2	56	24.8	QP	L1
0.658000	36.30	6.2	56	19.7	QP	L1
15.342000	34.40	6.9	60	25.6	QP	L1
15.418000	35.10	6.9	60	24.9	QP	L1
15.650000	34.60	6.9	60	25.4	QP	L1
16.050000	33.60	6.9	60	26.4	QP	L1

**MEASUREMENT RESULT: "agc\_fin2"**

2024/1/5 9:27

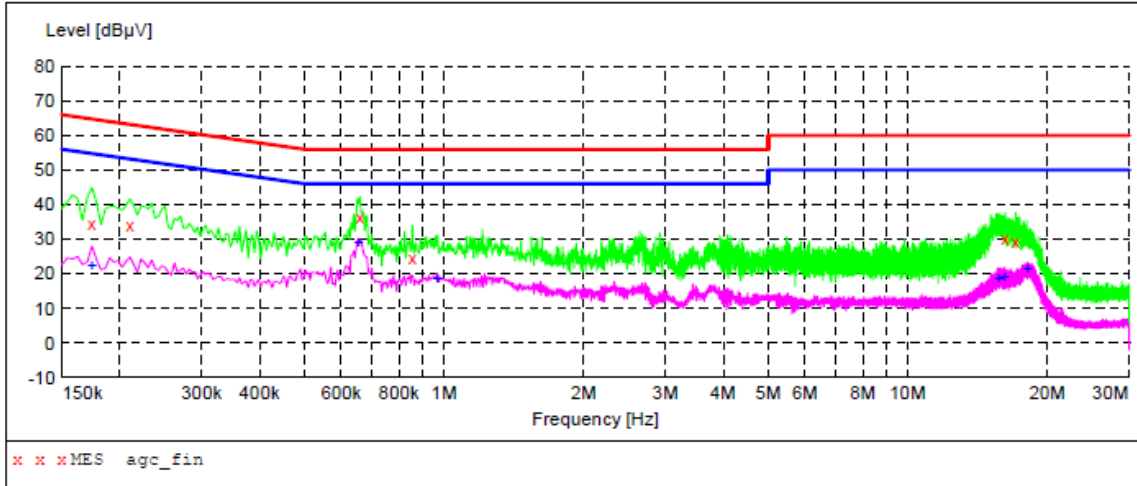
Frequency MHz	Level dBµV	Transd dB	Limit dBµV	Margin dB	Detector	Line
0.574000	19.30	6.2	46	26.7	AV	L1
0.658000	31.40	6.2	46	14.6	AV	L1
0.954000	19.80	6.2	46	26.2	AV	L1
15.538000	17.90	6.9	50	32.1	AV	L1
15.578000	18.00	6.9	50	32.0	AV	L1
16.034000	17.50	6.9	50	32.5	AV	L1

**RESULT: Pass**

Any report having not been signed by authorized approver, or having been altered without authorization, or having not been stamped by the "Dedicated Testing/Inspection Stamp" is deemed to be invalid. Copying or excerpting portion of, or altering the content of the report is not permitted without the written authorization of AGC. The test results presented in the report apply only to the tested sample. Any objections to report issued by AGC should be submitted to AGC within 15days after the issuance of the test report. Further enquiry of validity or verification of the test report should be addressed to AGC by agc01@agccert.com.

**AC Power Line Conducted Emission Test**

Test Mode	Mode 1	LISN Line	Neutral Side
-----------	--------	-----------	--------------



**MEASUREMENT RESULT: "agc\_fin"**

2024/1/5 9:24

Frequency MHz	Level dBµV	Transd dB	Limit dBµV	Margin dB	Detector	Line
0.174000	34.70	6.1	65	30.1	QP	N
0.210000	34.00	6.1	63	29.2	QP	N
0.658000	36.40	6.2	56	19.6	QP	N
0.854000	24.70	6.2	56	31.3	QP	N
16.230000	30.00	6.9	60	30.0	QP	N
17.082000	29.00	7.0	60	31.0	QP	N

**MEASUREMENT RESULT: "agc\_fin2"**

2024/1/5 9:24

Frequency MHz	Level dBµV	Transd dB	Limit dBµV	Margin dB	Detector	Line
0.174000	22.80	6.1	55	32.0	AV	N
0.654000	29.20	6.2	46	16.8	AV	N
0.966000	18.80	6.2	46	27.2	AV	N
15.662000	18.80	6.9	50	31.2	AV	N
16.178000	19.10	6.9	50	30.9	AV	N
18.094000	21.50	7.0	50	28.5	AV	N

**RESULT: Pass**

Any report having not been signed by authorized approver, or having been altered without authorization, or having not been stamped by the "Dedicated Testing/Inspection Stamp" is deemed to be invalid. Copying or excerpting portion of, or altering the content of the report is not permitted without the written authorization of AGC. The test results presented in the report apply only to the tested sample. Any objections to report issued by AGC should be submitted to AGC within 15days after the issuance of the test report. Further enquiry of validity or verification of the test report should be addressed to AGC by agc01@agccert.com.



**Appendix I: Photographs of Test Setup**

Refer to the Report No.: AGC05877240102AP01

**Appendix II: Photographs of Test EUT**

Refer to the Report No.: AGC05877240102AP02

**-----End of Report-----**

Any report having not been signed by authorized approver, or having been altered without authorization, or having not been stamped by the "Dedicated Testing/Inspection Stamp" is deemed to be invalid. Copying or excerpting portion of, or altering the content of the report is not permitted without the written authorization of AGC. The test results presented in the report apply only to the tested sample. Any objections to report issued by AGC should be submitted to AGC within 15days after the issuance of the test report. Further enquiry of validity or verification of the test report should be addressed to AGC by [agc01@agccert.com](mailto:agc01@agccert.com).



## Conditions of Issuance of Test Reports

1. All samples and goods are accepted by the Attestation of Global Compliance (Shenzhen) Co., Ltd (the “Company”) solely for testing and reporting in accordance with the following terms and conditions. The company provides its services on the basis that such terms and conditions constitute express agreement between the company and any person, firm or company requesting its services (the “Clients”).
2. Any report issued by Company as a result of this application for testing services (the “Report”) shall be issued in confidence to the Clients and the Report will be strictly treated as such by the Company. It may not be reproduced either in its entirety or in part and it may not be used for advertising or other unauthorized purposes without the written consent of the Company. The Clients to whom the Report is issued may, however, show or send it, or a certified copy thereof prepared by the Company to its customer, supplier or other persons directly concerned. The Company will not, without the consent of the Clients, enter into any discussion or correspondence with any third party concerning the contents of the Report, unless required by the relevant governmental authorities, laws or court orders.
3. The Company shall not be called or be liable to be called to give evidence or testimony on the Report in a court of law without its prior written consent, unless required by the relevant governmental authorities, laws or court orders.
4. In the event of the improper use of the report as determined by the Company, the Company reserves the right to withdraw it, and to adopt any other additional remedies which may be appropriate.
5. Samples submitted for testing are accepted on the understanding that the Report issued cannot form the basis of, or be the instrument for, any legal action against the Company.
6. The Company will not be liable for or accept responsibility for any loss or damage however arising from the use of information contained in any of its Reports or in any communication whatsoever about its said tests or investigations.
7. Clients wishing to use the Report in court proceedings or arbitration shall inform the Company to that effect prior to submitting the sample for testing.
8. The Company is not responsible for recalling the electronic version of the original report when any revision is made to them. The Client assumes the responsibility to providing the revised version to any interested party who uses them.
9. Subject to the variable length of retention time for test data and report stored hereinto as otherwise specifically required by individual accreditation authorities, the Company will only keep the supporting test data and information of the test report for a period of six years. The data and information will be disposed of after the aforementioned retention period has elapsed. Under no circumstances shall we provide any data and information which has been disposed of after retention period. Under no circumstances shall we be liable for damage of any kind, including (but not limited to) compensatory damages, lost profits, lost data, or any form of special, incidental, indirect, consequential or punitive damages of any kind, whether based on breach of contract of warranty, tort (including negligence), product liability or otherwise, even if we are informed in advance of the possibility of such damages.

Any report having not been signed by authorized approver, or having been altered without authorization, or having not been stamped by the “Dedicated Testing/Inspection Stamp” is deemed to be invalid. Copying or excerpting portion of, or altering the content of the report is not permitted without the written authorization of AGC. The test results presented in the report apply only to the tested sample. Any objections to report issued by AGC should be submitted to AGC within 15days after the issuance of the test report. Further enquiry of validity or verification of the test report should be addressed to AGC by [agc01@agccert.com](mailto:agc01@agccert.com).