

---

# FCC Test Report

---

Report No.: AGC05877201202FE06

**FCC ID** : 2APA9-CMSXJ21E  
**APPLICATION PURPOSE** : Original Equipment  
**PRODUCT DESIGNATION** : IMILAB C30  
**BRAND NAME** : N/A  
**MODEL NAME** : CMSXJ21E  
**APPLICANT** : Shanghai Imilab Technology Co., Ltd.  
**DATE OF ISSUE** : Jan. 05, 2021  
**STANDARD(S)** : FCC Part 15.407  
**TEST PROCEDURE(S)** : KDB 789033 D02 v02r01  
**REPORT VERSION** : V1.0

Attestation of Global Compliance (Shenzhen) Co., Ltd



Any report having not been signed by authorized approver, or having been altered without authorization, or having not been stamped by the "Dedicated Testing/Inspection Stamp" is deemed to be invalid. Copying or excerpting portion of, or altering the content of the report is not permitted without the written authorization of AGC. The test results presented in the report apply only to the tested sample. Any objections to report issued by AGC should be submitted to AGC within 15days after the issuance of the test report. Further enquiry of validity or verification of the test report should be addressed to AGC by agc@agc-cert.com.

Attestation of Global Compliance(Shenzhen)Co., Ltd  
Attestation of Global Compliance(Shenzhen)Std & Tech Co., Ltd  
Tel: +86-755 2523 4088 E-mail: agc@agc-cert.com Web: <http://cn.agc-cert.com/>



### REPORT REVISE RECORD

Report Version	Revise Time	Issued Date	Valid Version	Notes
V1.0	/	Jan. 05, 2021	Valid	Initial Release

Any report having not been signed by authorized approver, or having been altered without authorization, or having not been stamped by the "Dedicated Testing/Inspection Stamp" is deemed to be invalid. Copying or excerpting portion of, or altering the content of the report is not permitted without the written authorization of AGC. The test results presented in the report apply only to the tested sample. Any objections to report issued by AGC should be submitted to AGC within 15 days after the issuance of the test report. Further enquiry of validity or verification of the test report should be addressed to AGC by [agc@agc-cert.com](mailto:agc@agc-cert.com).

Attestation of Global Compliance(Shenzhen)Co., Ltd  
Attestation of Global Compliance(Shenzhen)Std & Tech Co., Ltd  
Tel: +86-755 2523 4088 E-mail: [agc@agc-cert.com](mailto:agc@agc-cert.com) Web: <http://cn.agc-cert.com/>



## TABLE OF CONTENTS

<b>1. VERIFICATION OF CONFORMITY .....</b>	<b>5</b>
<b>2. GENERAL INFORMATION.....</b>	<b>6</b>
2.1. PRODUCT DESCRIPTION .....	6
2.2. TABLE OF CARRIER FREQUENCYS .....	7
2.3. RELATED SUBMITTAL(S) / GRANT (S) .....	8
2.4. TEST METHODOLOGY .....	8
2.5. SPECIAL ACCESSORIES .....	8
2.6. EQUIPMENT MODIFICATIONS .....	8
2.7. ANTENNA REQUIREMENT .....	8
<b>3. MEASUREMENT UNCERTAINTY.....</b>	<b>9</b>
<b>4. DESCRIPTION OF TEST MODES.....</b>	<b>10</b>
<b>5. SYSTEM TEST CONFIGURATION .....</b>	<b>11</b>
5.1. CONFIGURATION OF EUT SYSTEM .....	11
5.2. EQUIPMENT USED IN EUT SYSTEM.....	11
5.3. SUMMARY OF TEST RESULTS.....	11
<b>6. TEST FACILITY .....</b>	<b>12</b>
<b>7. MAXIMUM CONDUCTED OUTPUT POWER.....</b>	<b>13</b>
7.1. MEASUREMENT PROCEDURE .....	13
7.2. TEST SET-UP.....	13
7.3. LIMITS AND MEASUREMENT RESULT .....	14
<b>8. 6DB BANDWIDTH.....</b>	<b>17</b>
8.1.1 -6dB BANDWIDTH MEASUREMENT PROCEDURE .....	17
8.1.2 99% OCCUPIED BANDWIDTH .....	17
8.2. TEST SET-UP (BLOCK DIAGRAM OF CONFIGURATION).....	17
8.3. LIMITS AND MEASUREMENT RESULTS .....	18
<b>9. EMISSION BANDWIDTH.....</b>	<b>32</b>
9.1. MEASUREMENT PROCEDURE .....	32
9.1.1. -26dB Bandwidth MEASUREMENT PROCEDURE .....	32
9.1.2. 99.00% Occupied Bandwidth MEASUREMENT PROCEDURE.....	32
9.2. TEST SET-UP (BLOCK DIAGRAM OF CONFIGURATION).....	32

Any report having not been signed by authorized approver, or having been altered without authorization, or having not been stamped by the "Dedicated Testing/Inspection Stamp" is deemed to be invalid. Copying or excerpting portion of, or altering the content of the report is not permitted without the written authorization of AGC. The test results presented in the report apply only to the tested sample. Any objections to report issued by AGC should be submitted to AGC within 15days after the issuance of the test report. Further enquiry of validity or verification of the test report should be addressed to AGC by agc@agc-cert.com.



9.3. LIMITS AND MEASUREMENT RESULTS ..... 33

**10. MAXIMUM CONDUCTED OUTPUT AVERAGE POWER SPECTRAL DENSITY ..... 57**

10.1 MEASUREMENT PROCEDURE ..... 57

10.2 TEST SET-UP (BLOCK DIAGRAM OF CONFIGURATION)..... 57

10.3 MEASUREMENT EQUIPMENT USED ..... 57

10.4 LIMITS AND MEASUREMENT RESULT ..... 57

**11. CONDUCTED SPURIOUS EMISSION ..... 89**

11.1. MEASUREMENT PROCEDURE ..... 89

11.2. TEST SET-UP (BLOCK DIAGRAM OF CONFIGURATION) ..... 89

11.3. MEASUREMENT EQUIPMENT USED ..... 89

11.4. LIMITS AND MEASUREMENT RESULT ..... 89

**12. RADIATED EMISSION..... 130**

12.1. MEASUREMENT PROCEDURE ..... 130

12.2. TEST SETUP..... 131

12.3. LIMITS AND MEASUREMENT RESULT ..... 132

12.4. TEST RESULT ..... 132

**13. BAND EDGE EMISSION ..... 153**

13.1. MEASUREMENT PROCEDURE ..... 153

13.2. TEST SET-UP..... 153

13.3. TEST RESULT..... 154

**14. FCC LINE CONDUCTED EMISSION TEST ..... 166**

14.1. LIMITS OF LINE CONDUCTED EMISSION TEST ..... 166

14.2. BLOCK DIAGRAM OF LINE CONDUCTED EMISSION TEST ..... 166

14.3. PRELIMINARY PROCEDURE OF LINE CONDUCTED EMISSION TEST ..... 167

14.4. FINAL PROCEDURE OF LINE CONDUCTED EMISSION TEST ..... 167

14.5. TEST RESULT OF LINE CONDUCTED EMISSION TEST ..... 168

**APPENDIX A: PHOTOGRAPHS OF TEST SETUP ..... 170**

**APPENDIX B: PHOTOGRAPHS OF EUT ..... 172**

Any report having not been signed by authorized approver, or having been altered without authorization, or having not been stamped by the "Dedicated Testing/Inspection Stamp" is deemed to be invalid. Copying or excerpting portion of, or altering the content of the report is not permitted without the written authorization of AGC. The test results presented in the report apply only to the tested sample. Any objections to report issued by AGC should be submitted to AGC within 15days after the issuance of the test report. Further enquiry of validity or verification of the test report should be addressed to AGC by agc@agc-cert.com.



## 1. VERIFICATION OF CONFORMITY

<b>Applicant</b>	Shanghai Imilab Technology Co., Ltd.
<b>Address</b>	Room 001A, Floor 11, Block 1, No. 588 Zixing Road, Minhang District, Shanghai, China
<b>Manufacturer</b>	Shanghai Imilab Technology Co., Ltd.
<b>Address</b>	Room 001A, Floor 11, Block 1, No. 588 Zixing Road, Minhang District, Shanghai, China
<b>Product Designation</b>	IMILAB C30
<b>Brand Name</b>	N/A
<b>Test Model</b>	CMSXJ21E
<b>Date of test</b>	Dec. 23, 2020 to Jan. 05, 2021
<b>Deviation</b>	No any deviation from the test method
<b>Condition of Test Sample</b>	Normal
<b>Test Result</b>	Pass
<b>Report Template</b>	AGCRT-US-BGN/RF

We hereby certify that:

The above equipment was tested by Attestation of Global Compliance (Shenzhen) Co., Ltd. The test data, data evaluation, test procedures, and equipment configurations shown in this report were made in accordance with the procedures given in ANSI C63.10 (2013) and the energy emitted by the sample EUT tested as described in this report is in compliance with requirement of FCC Part 15 Rules requirement.

Prepared By

*Sky Dong*

Sky Dong  
(Project Engineer)

Jan. 05, 2021

Reviewed By

*Max Zhang*

Max Zhang  
(Reviewer)

Jan. 05, 2021

Approved By

*Forrest Lei*

Forrest Lei  
(Authorized Officer)

Jan. 05, 2021

Any report having not been signed by authorized approver, or having been altered without authorization, or having not been stamped by the "Dedicated Testing/Inspection Stamp" is deemed to be invalid. Copying or excerpting portion of, or altering the content of the report is not permitted without the written authorization of AGC. The test results presented in the report apply only to the tested sample. Any objections to report issued by AGC should be submitted to AGC within 15 days after the issuance of the test report. Further enquiry of validity or verification of the test report should be addressed to AGC by agc@agc-cert.com.



## 2. GENERAL INFORMATION

### 2.1. PRODUCT DESCRIPTION

The EUT is designed as “IMILAB C30”. It is designed by way of utilizing the OFDM technology to achieve the system operation.

A major technical description of EUT is described as following

<b>Operation Frequency</b>	5150 MHz~5250MHz; 5250 MHz~5350MHz, 5470 MHz~5725MHz, 5725 MHz~5850MHz
<b>Output Power</b>	IEEE 802.11a20:14.30dBm; IEEE 802.11n(20):13.63dBm; IEEE802.11n(40):14.84dBm; IEEE 802.11ac(20):13.09dBm; IEEE 802.11ac(40):14.33dBm.
<b>Modulation</b>	BPSK, QPSK, 16QAM, 64QAM, 128QAM, 256QAM,OFDM
<b>Number of channels</b>	34
<b>Hardware Version</b>	LSAM056D1-1
<b>Software Version</b>	021501_1.6.0_xxxx(X is the number 0 minus 9)
<b>Antenna Designation</b>	FPC Antenna(Comply with requirements of the FCC part 15.203)
<b>Antenna Gain</b>	1.41dBi
<b>Power Supply</b>	DC 5V by adapter

**Note:**

1. The EUT is designed as Client without Radar Detection device
2. The device do not support TPC.

Any report having not been signed by authorized approver, or having been altered without authorization, or having not been stamped by the "Dedicated Testing/Inspection Stamp" is deemed to be invalid. Copying or excerpting portion of, or altering the content of the report is not permitted without the written authorization of AGC. The test results presented in the report apply only to the tested sample. Any objections to report issued by AGC should be submitted to AGC within 15days after the issuance of the test report. Further enquiry of validity or verification of the test report should be addressed to AGC by agc@agc-cert.com.

Attestation of Global Compliance(Shenzhen)Co., Ltd  
Attestation of Global Compliance(Shenzhen)Std & Tech Co., Ltd  
Tel: +86-755 2523 4088 E-mail: agc@agc-cert.com Web: http://cn.agc-cert.com/



## 2.2. TABLE OF CARRIER FREQUENCIES

Frequency Band	Channel Number	Frequency	Frequency Band	Channel Number	Frequency
5150 MHz~ 5250MHz	36	5180 MHz	5470 MHz~ 5725MHz	112	5560 MHz
	38	5190 MHz		116	5580 MHz
	40	5200 MHz		118	5590 MHz
	44	5220 MHz		120	5600 MHz
	46	5230 MHz		124	5620 MHz
	48	5240 MHz		126	5630 MHz
5250 MHz~ 5350MHz	52	5260 MHz		128	5640 MHz
	54	5270 MHz		132	5660 MHz
	56	5280 MHz		134	5670 MHz
	60	5300 MHz		136	5680 MHz
	62	5310 MHz		140	5700 MHz
	64	5320 MHz		149	5745 MHz
5470 MHz~ 5725MHz	100	5500 MHz	5725 MHz~ 5850MHz	151	5755 MHz
	102	5510 MHz		153	5765 MHz
	104	5520 MHz		157	5785 MHz
	108	5540 MHz		159	5795 MHz
	110	5550 MHz		165	5825MHz

Note: For 20MHz bandwidth system use Channel 36,40,44,48,52,56,60,64,100,104,108,112,116,120,124,128,132,136,140,149,153,157,161,165; For 40MHz bandwidth system use Channel 38,46,54,62,102,110,118,126,134,151,159.

Any report having not been signed by authorized approver, or having been altered without authorization, or having not been stamped by the "Dedicated Testing/Inspection Stamp" is deemed to be invalid. Copying or excerpting portion of, or altering the content of the report is not permitted without the written authorization of AGC. The test results presented in the report apply only to the tested sample. Any objections to report issued by AGC should be submitted to AGC within 15days after the issuance of the test report. Further enquiry of validity or verification of the test report should be addressed to AGC by agc@agc-cert.com.



### 2.3. RELATED SUBMITTAL(S) / GRANT (S)

This submittal(s) (test report) is intended for **FCC ID: 2APA9-CMSXJ21E** filing to comply with the FCC Part 15 requirements.

### 2.4. TEST METHODOLOGY

Both conducted and radiated testing was performed according to the procedures in ANSI C63.10 (2013). Radiated testing was performed at an antenna to EUT distance 3 meters. Others testing (listed at item 5.3) was performed according to the procedures in FCC Part 15.407 rules KDB 789033 D02

### 2.5. SPECIAL ACCESSORIES

Refer to section 5.2.

### 2.6. EQUIPMENT MODIFICATIONS

Not available for this EUT intended for grant.

### 2.7. ANTENNA REQUIREMENT

This intentional radiator is designed with a permanently attached antenna of an antenna to ensure that no antenna other than that furnished by the responsible party shall be used with the device. For more information of the antenna, please refer to the APPENDIX B: PHOTOGRAPHS OF EUT.

Any report having not been signed by authorized approver, or having been altered without authorization, or having not been stamped by the "Dedicated Testing/Inspection Stamp" is deemed to be invalid. Copying or excerpting portion of, or altering the content of the report is not permitted without the written authorization of AGC. The test results presented in the report apply only to the tested sample. Any objections to report issued by AGC should be submitted to AGC within 15days after the issuance of the test report. Further enquiry of validity or verification of the test report should be addressed to AGC by [agc@agc-cert.com](mailto:agc@agc-cert.com).

Attestation of Global Compliance(Shenzhen)Co., Ltd  
Attestation of Global Compliance(Shenzhen)Std & Tech Co., Ltd  
Tel: +86-755 2523 4088 E-mail: [agc@agc-cert.com](mailto:agc@agc-cert.com) Web: <http://cn.agc-cert.com/>





### 3. MEASUREMENT UNCERTAINTY

The uncertainty is calculated using the methods suggested in the “Guide to the Expression of Uncertainty in measurement” (GUM) published by CISPR and ANSI.

- Uncertainty of Conducted Emission,  $U_c = \pm 3.2$  dB
- Uncertainty of Radiated Emission below 1GHz,  $U_c = \pm 3.9$  dB
- Uncertainty of Radiated Emission above 1GHz,  $U_c = \pm 4.8$  dB

Any report having not been signed by authorized approver, or having been altered without authorization, or having not been stamped by the “Dedicated Testing/Inspection Stamp” is deemed to be invalid. Copying or excerpting portion of, or altering the content of the report is not permitted without the written authorization of AGC. The test results presented in the report apply only to the tested sample. Any objections to report issued by AGC should be submitted to AGC within 15days after the issuance of the test report. Further enquiry of validity or verification of the test report should be addressed to AGC by [agc@agc-cert.com](mailto:agc@agc-cert.com).

Attestation of Global Compliance(Shenzhen)Co., Ltd  
Attestation of Global Compliance(Shenzhen)Std & Tech Co., Ltd  
Tel: +86-755 2523 4088 E-mail: [agc@agc-cert.com](mailto:agc@agc-cert.com) Web: <http://cn.agc-cert.com/>



#### 4. DESCRIPTION OF TEST MODES

Mode	Available channel	Tested channel	Modulation	Date rate(Mbps)
802.11a/n20/ac20	36, 40, 44, 48, 52, 56, 60, 64, 100, 104, 108, 112, 116, 120, 124, 128, 132, 136, 140, 149, 153, 157, 161, 165	36, 40, 48, 52, 60, 64, 100, 120, 140, 149, 157, 165	OFDM	6Mbps/MCS0
802.11n40/ac40	38, 46, 54, 62, 102, 110, 118, 126, 134, 151, 159;	38, 46, 54, 62, 102, 118, 134, 151, 159	OFDM	MCS0

**Note:**

1. The EUT has been set to operate continuously on tested channel individually, and the EUT is operating at its maximum duty cycle>or equal 98%
2. All modes under which configure applicable have been tested and the worst mode test data recording in the test report, if no other mode data.
3. The test software is the rtwpriv which can set the EUT into the individual test modes.

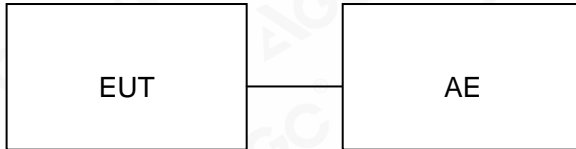
Any report having not been signed by authorized approver, or having been altered without authorization, or having not been stamped by the "Dedicated Testing/Inspection Stamp" is deemed to be invalid. Copying or excerpting portion of, or altering the content of the report is not permitted without the written authorization of AGC. The test results presented in the report apply only to the tested sample. Any objections to report issued by AGC should be submitted to AGC within 15days after the issuance of the test report. Further enquiry of validity or verification of the test report should be addressed to AGC by agc@agc-cert.com.



## 5. SYSTEM TEST CONFIGURATION

### 5.1. CONFIGURATION OF EUT SYSTEM

Configure 1:



### 5.2. EQUIPMENT USED IN EUT SYSTEM

Item	Equipment	Model No.	ID or Specification	Remark
1	IMILAB C30	CMSXJ21E	2APA9-CMSXJ21E	EUT
2	Adapter	A162-050200U-US2	Input:100-240V, 50/60Hz, 0.35A Output: 5V, 2A	AE

### 5.3. SUMMARY OF TEST RESULTS

FCC RULES	DESCRIPTION OF TEST	RESULT
§15.407	6dB Bandwidth	Compliant
§15.407	Emission Bandwidth	Compliant
§15.407	Maximum conducted output power	Compliant
§15.407	Conducted Spurious Emission	Compliant
§15.407	Maximum Conducted Output Power Density	Compliant
§15.209	Radiated Emission	Compliant
§15.407	Band Edges	Compliant
§15.207	Line Conduction Emission	Compliant

Any report having not been signed by authorized approver, or having been altered without authorization, or having not been stamped by the "Dedicated Testing/Inspection Stamp" is deemed to be invalid. Copying or excerpting portion of, or altering the content of the report is not permitted without the written authorization of AGC. The test results presented in the report apply only to the tested sample. Any objections to report issued by AGC should be submitted to AGC within 15days after the issuance of the test report. Further enquiry of validity or verification of the test report should be addressed to AGC by agc@agc-cert.com.



## 6. TEST FACILITY

<b>Test Site</b>	Attestation of Global Compliance (Shenzhen) Co., Ltd
<b>Location</b>	1-2/F, Building 19, Junfeng Industrial Park, Chongqing Road, Heping Community, Fuhai Street, Bao'an District, Shenzhen, Guangdong, China
<b>Designation Number</b>	CN1259
<b>FCC Test Firm Registration Number</b>	975832
<b>A2LA Cert. No.</b>	5054.02
<b>Description</b>	Attestation of Global Compliance(Shenzhen) Co., Ltd is accredited by A2LA

### TEST EQUIPMENT OF CONDUCTED EMISSION TEST

Equipment	Manufacturer	Model	S/N	Cal. Date	Cal. Due
TEST RECEIVER	R&S	ESPI	101206	May 15, 2020	May 14, 2021
LISN	R&S	ESH2-Z5	100086	Jul. 03,2020	Jul. 02,2021
Test software	R&S	ES-K1 (Ver V1.71)	N/A	N/A	N/A

### TEST EQUIPMENT OF RADIATED EMISSION TEST

Equipment	Manufacturer	Model	S/N	Cal. Date	Cal. Due
TEST RECEIVER	R&S	ESCI	10096	May 15, 2020	May 14, 2021
EXA Signal Analyzer	Aglient	N9010A	MY53470504	Dec. 07, 2020	Dec. 06, 2021
Power sensor	Aglient	U2021XA	MY54110007	Jun. 08, 2020	Jun. 07, 2021
2.4GHz Fliter	EM Electronics	2400-2500MHz	N/A	Mar. 23, 2020	Mar. 22, 2022
Attenuator	ZHINAN	E-002	N/A	Sep. 03, 2020	Sep. 02, 2022
Horn antenna	SCHWARZBECK	BBHA 9170	#768	Sep.21, 2019	Sep. 20, 2021
Active loop antenna (9K-30MHZ)	ZHINAN	ZN30900C	18051	May 22, 2020	May 21, 2022
Double-Ridged Waveguide Horn	ETS LINDGREN	3117	00034609	May 17, 2019	May 16, 2021
Broadband Preampifier	ETS LINDGREN	3117PA	00225134	Sep. 03, 2020	Sep. 02, 2022
ANTENNA	SCHWARZBECK	VULB9168	494	Sep. 20, 2019	Sep. 19, 2021
Test software	Tonscend	JS32-RE (Ver.2.5)	N/A	N/A	N/A

Any report having not been signed by authorized approver, or having been altered without authorization, or having not been stamped by the "Dedicated Testing/Inspection Stamp" is deemed to be invalid. Copying or excerpting portion of, or altering the content of the report is not permitted without the written authorization of AGC. The test results presented in the report apply only to the tested sample. Any objections to report issued by AGC should be submitted to AGC within 15days after the issuance of the test report. Further enquiry of validity or verification of the test report should be addressed to AGC by agc@agc-cert.com.



## 7. MAXIMUM CONDUCTED OUTPUT POWER

### 7.1. MEASUREMENT PROCEDURE

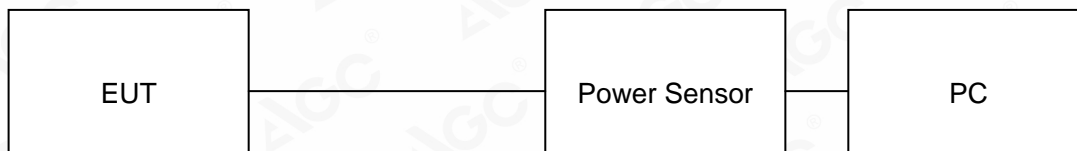
For average power test:

1. Connect EUT RF output port to power sensor through an RF attenuator.
2. Connect the power sensor to the PC.
3. Set the EUT Work on the top, the middle and the bottom operation frequency individually.
4. Record the maximum power from the software.

**Note :** The EUT was tested according to KDB 789033 for compliance to FCC 47CFR 15.407 requirements.

### 7.2. TEST SET-UP

#### AVERAGE POWER SETUP



Any report having not been signed by authorized approver, or having been altered without authorization, or having not been stamped by the "Dedicated Testing/Inspection Stamp" is deemed to be invalid. Copying or excerpting portion of, or altering the content of the report is not permitted without the written authorization of AGC. The test results presented in the report apply only to the tested sample. Any objections to report issued by AGC should be submitted to AGC within 15 days after the issuance of the test report. Further enquiry of validity or verification of the test report should be addressed to AGC by [agc@agc-cert.com](mailto:agc@agc-cert.com).

Attestation of Global Compliance(Shenzhen)Co., Ltd  
Attestation of Global Compliance(Shenzhen)Std & Tech Co., Ltd  
Tel: +86-755 2523 4088 E-mail: [agc@agc-cert.com](mailto:agc@agc-cert.com) Web: <http://cn.agc-cert.com/>



### 7.3. LIMITS AND MEASUREMENT RESULT

LIMITS AND MEASUREMENT RESULT FOR 802.11A20 MODULATION			
Frequency (MHz)	Average Power (dBm)	Applicable Limits (dBm)	Pass or Fail
5180	12.33	24	Pass
5200	12.18	24	Pass
5240	11.70	24	Pass
5260	13.63	24	Pass
5300	13.71	24	Pass
5320	13.26	24	Pass
5500	14.15	24	Pass
5600	14.19	24	Pass
5700	14.30	24	Pass
5745	12.91	30	Pass
5785	12.38	30	Pass
5825	11.17	30	Pass

Any report having not been signed by authorized approver, or having been altered without authorization, or having not been stamped by the "Dedicated Testing/Inspection Stamp" is deemed to be invalid. Copying or excerpting portion of, or altering the content of the report is not permitted without the written authorization of AGC. The test results presented in the report apply only to the tested sample. Any objections to report issued by AGC should be submitted to AGC within 15 days after the issuance of the test report. Further enquiry of validity or verification of the test report should be addressed to AGC by agc@agc-cert.com.

Attestation of Global Compliance(Shenzhen)Co., Ltd  
Attestation of Global Compliance(Shenzhen)Std & Tech Co., Ltd  
Tel: +86-755 2523 4088 E-mail: agc@agc-cert.com Web: http://cn.agc-cert.com/



LIMITS AND MEASUREMENT RESULT FOR 802.11N20 MODULATION			
Frequency (MHz)	Average Power (dBm)	Applicable Limits (dBm)	Pass or Fail
5180	12.27	24	Pass
5200	12.40	24	Pass
5240	11.94	24	Pass
5260	13.53	24	Pass
5300	13.33	24	Pass
5320	13.63	24	Pass
5500	13.47	24	Pass
5600	13.58	24	Pass
5700	13.58	24	Pass
5745	12.91	30	Pass
5785	12.24	30	Pass
5825	11.54	30	Pass

LIMITS AND MEASUREMENT RESULT FOR 802.11N40 MODULATION			
Frequency (MHz)	Average Power (dBm)	Applicable Limits (dBm)	Pass or Fail
5190	13.34	24	Pass
5230	13.56	24	Pass
5270	14.79	24	Pass
5310	14.84	24	Pass
5510	14.76	24	Pass
5590	13.65	24	Pass
5670	13.69	24	Pass
5755	13.44	30	Pass
5795	12.53	30	Pass

Any report having not been signed by authorized approver, or having been altered without authorization, or having not been stamped by the "Dedicated Testing/Inspection Stamp" is deemed to be invalid. Copying or excerpting portion of, or altering the content of the report is not permitted without the written authorization of AGC. The test results presented in the report apply only to the tested sample. Any objections to report issued by AGC should be submitted to AGC within 15days after the issuance of the test report. Further enquiry of validity or verification of the test report should be addressed to AGC by agc@agc-cert.com.

Attestation of Global Compliance(Shenzhen)Co., Ltd  
Attestation of Global Compliance(Shenzhen)Std & Tech Co., Ltd  
Tel: +86-755 2523 4088 E-mail: agc@agc-cert.com Web: http://cn.agc-cert.com/



LIMITS AND MEASUREMENT RESULT FOR 802.11AC20 MODULATION			
Frequency (MHz)	Average Power (dBm)	Applicable Limits (dBm)	Pass or Fail
5180	12.96	24	Pass
5200	12.57	24	Pass
5240	12.41	24	Pass
5260	12.09	24	Pass
5300	12.05	24	Pass
5320	12.45	24	Pass
5500	12.68	24	Pass
5600	12.87	24	Pass
5700	13.01	24	Pass
5745	13.09	30	Pass
5785	12.01	30	Pass
5825	11.11	30	Pass

LIMITS AND MEASUREMENT RESULT FOR 802.11AC40 MODULATION			
Frequency (MHz)	Average Power (dBm)	Applicable Limits (dBm)	Pass or Fail
5190	14.19	24	Pass
5230	13.65	24	Pass
5270	12.96	24	Pass
5310	13.46	24	Pass
5510	13.88	24	Pass
5590	14.33	24	Pass
5670	13.99	24	Pass
5755	13.72	30	Pass
5795	12.35	30	Pass

Any report having not been signed by authorized approver, or having been altered without authorization, or having not been stamped by the "Dedicated Testing/Inspection Stamp" is deemed to be invalid. Copying or excerpting portion of, or altering the content of the report is not permitted without the written authorization of AGC. The test results presented in the report apply only to the tested sample. Any objections to report issued by AGC should be submitted to AGC within 15days after the issuance of the test report. Further enquiry of validity or verification of the test report should be addressed to AGC by agc@agc-cert.com.

Attestation of Global Compliance(Shenzhen)Co., Ltd  
Attestation of Global Compliance(Shenzhen)Std & Tech Co., Ltd  
Tel: +86-755 2523 4088 E-mail: agc@agc-cert.com Web: http://cn.agc-cert.com/





## 8. 6dB BANDWIDTH

### 8.1.1 -6dB BANDWIDTH MEASUREMENT PROCEDURE

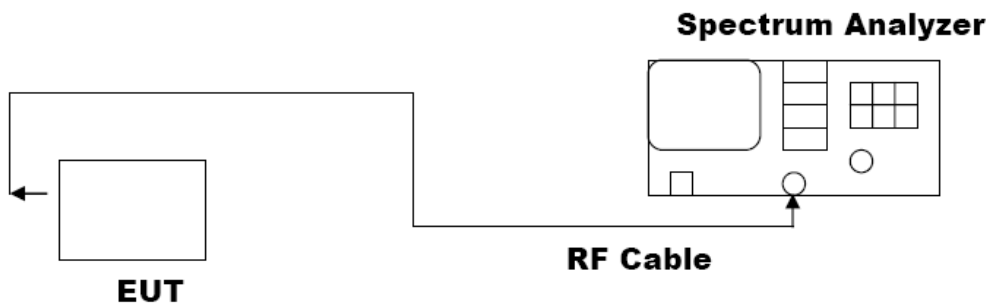
1. Connect EUT RF output port to the Spectrum Analyzer through an RF attenuator
2. Set the EUT Work on operation frequency individually.
3. Set RBW = 100kHz.
4. Set the VBW  $\geq 3 \times$  RBW. Detector = Peak. Trace mode = max hold.
5. Measure the maximum width of the emission that is 6 dB down from the peak of the emission.

### 8.1.2 99% OCCUPIED BANDWIDTH

1. Connect EUT RF output port to the Spectrum Analyzer through an RF attenuator
2. Set the EUT Work on the top, the middle and the bottom operation frequency individually.
3. Set Span = approximately 1.5 to 5 times the OBW, centered on a nominal channel  
The nominal IF filter bandwidth (3 dB RBW) shall be in the range of 1% to 5% of the OBW and video bandwidth (VBW) shall be approximately three times RBW; Sweep = auto; Detector function = peak
4. Set SPA Trace 1 Max hold, then View.

**Note:** The EUT was tested according to KDB 789033 for compliance to FCC 47CFR 15.407 requirements.

## 8.2. TEST SET-UP (BLOCK DIAGRAM OF CONFIGURATION)



Any report having not been signed by authorized approver, or having been altered without authorization, or having not been stamped by the "Dedicated Testing/Inspection Stamp" is deemed to be invalid. Copying or excerpting portion of, or altering the content of the report is not permitted without the written authorization of AGC. The test results presented in the report apply only to the tested sample. Any objections to report issued by AGC should be submitted to AGC within 15 days after the issuance of the test report. Further enquiry of validity or verification of the test report should be addressed to AGC by agc@agc-cert.com.

### 8.3. LIMITS AND MEASUREMENT RESULTS

LIMITS AND MEASUREMENT RESULT FOR 802.11A20 MODULATION				
Applicable Limits	Applicable Limits			
	Test Data (MHz)			Criteria
	Frequency (MHz)	-6dB Bandwidth	99.00% Occupied Bandwidth	
>500KHZ	5745MHz	16.38	16.676	PASS
	5785MHz	16.33	16.591	PASS
	5825MHz	16.37	16.634	PASS

LIMITS AND MEASUREMENT RESULT FOR 802.11N20/40 MODULATION				
Applicable Limits	Applicable Limits			
	Test Data (MHz)			Criteria
	Frequency (MHz)	-6dB Bandwidth	99.00% Occupied Bandwidth	
>500KHZ	5745MHz	17.57	17.793	PASS
	5785MHz	17.24	17.746	PASS
	5825MHz	17.31	17.733	PASS
	5755MHz	36.32	36.284	PASS
	5795MHz	36.33	36.284	PASS

LIMITS AND MEASUREMENT RESULT FOR 802.11AC20/40 MODULATION				
Applicable Limits	Applicable Limits			
	Test Data (MHz)			Criteria
	Frequency (MHz)	-6dB Bandwidth	99.00% Occupied Bandwidth	
>500KHZ	5745MHz	16.92	17.751	PASS
	5785MHz	17.57	17.755	PASS
	5825MHz	17.54	17.735	PASS
	5755MHz	36.35	36.394	PASS
	5795MHz	36.95	36.310	PASS

Any report having not been signed by authorized approver, or having been altered without authorization, or having not been stamped by the "Dedicated Testing/Inspection Stamp" is deemed to be invalid. Copying or excerpting portion of, or altering the content of the report is not permitted without the written authorization of AGC. The test results presented in the report apply only to the tested sample. Any objections to report issued by AGC should be submitted to AGC within 15days after the issuance of the test report. Further enquiry of validity or verification of the test report should be addressed to AGC by agc@agc-cert.com.

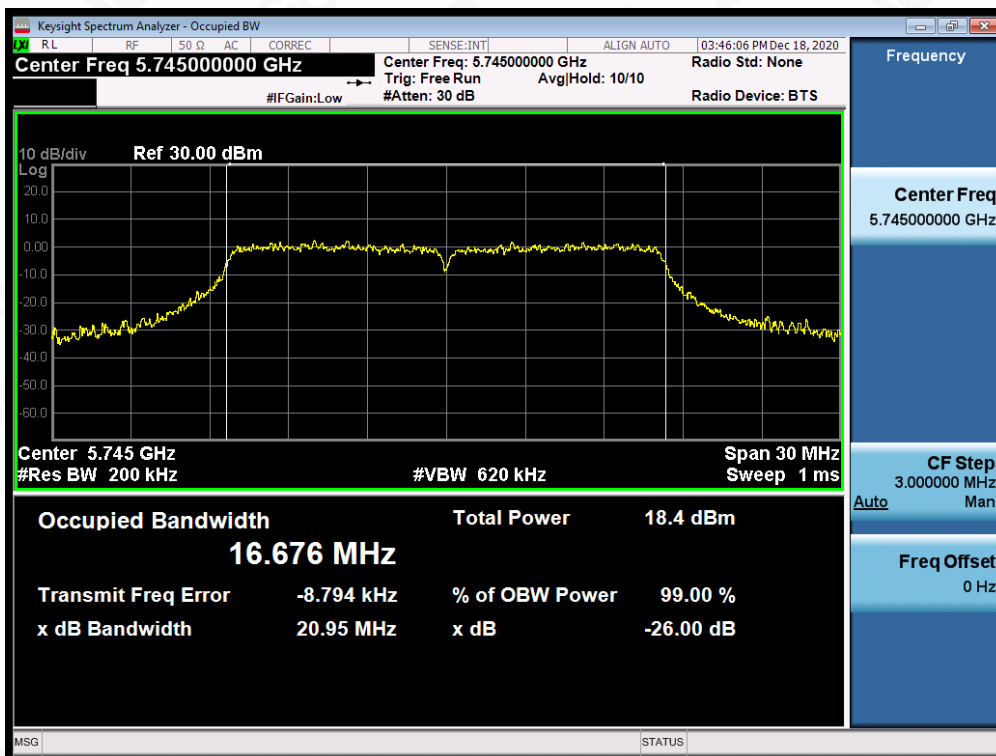


### 802.11a20 TEST RESULT

#### TEST PLOT OF BANDWIDTH FOR 5745MHz (-6dB BANDWIDTH)



#### TEST PLOT OF BANDWIDTH FOR 5745MHz (99% BANDWIDTH)



Any report having not been signed by authorized approver, or having been altered without authorization, or having not been stamped by the "Dedicated Testing/Inspection Stamp" is deemed to be invalid. Copying or excerpting portion of, or altering the content of the report is not permitted without the written authorization of AGC. The test results presented in the report apply only to the tested sample. Any objections to report issued by AGC should be submitted to AGC within 15 days after the issuance of the test report. Further enquiry of validity or verification of the test report should be addressed to AGC by agc@agc-cert.com.

Attestation of Global Compliance(Shenzhen)Co., Ltd  
 Attestation of Global Compliance(Shenzhen)Std & Tech Co., Ltd  
 Tel: +86-755 2523 4088 E-mail: agc@agc-cert.com Web: http://cn.agc-cert.com/



TEST PLOT OF BANDWIDTH FOR 5785MHz (-6dB BANDWIDTH)



TEST PLOT OF BANDWIDTH FOR 5785MHz (99% BANDWIDTH)



Any report having not been signed by authorized approver, or having been altered without authorization, or having not been stamped by the "Dedicated Testing/Inspection Stamp" is deemed to be invalid. Copying or excerpting portion of, or altering the content of the report is not permitted without the written authorization of AGC. The test results presented in the report apply only to the tested sample. Any objections to report issued by AGC should be submitted to AGC within 15 days after the issuance of the test report. Further enquiry of validity or verification of the test report should be addressed to AGC by agc@agc-cert.com.

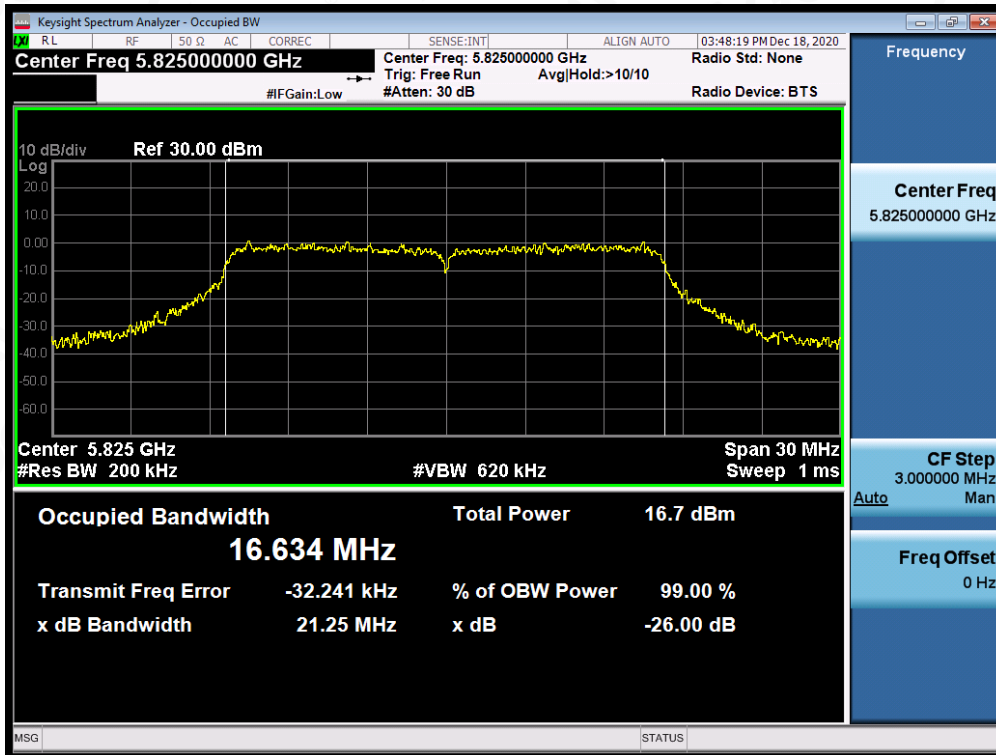
Attestation of Global Compliance(Shenzhen)Co., Ltd  
Attestation of Global Compliance(Shenzhen)Std & Tech Co., Ltd  
Tel: +86-755 2523 4088 E-mail: agc@agc-cert.com Web: http://cn.agc-cert.com/



TEST PLOT OF BANDWIDTH FOR 5825MHz (-6dB BANDWIDTH)



TEST PLOT OF BANDWIDTH FOR 5825MHz (99% BANDWIDTH)



Any report having not been signed by authorized approver, or having been altered without authorization, or having not been stamped by the "Dedicated Testing/Inspection Stamp" is deemed to be invalid. Copying or excerpting portion of, or altering the content of the report is not permitted without the written authorization of AGC. The test results presented in the report apply only to the tested sample. Any objections to report issued by AGC should be submitted to AGC within 15 days after the issuance of the test report. Further enquiry of validity or verification of the test report should be addressed to AGC by agc@agc-cert.com.

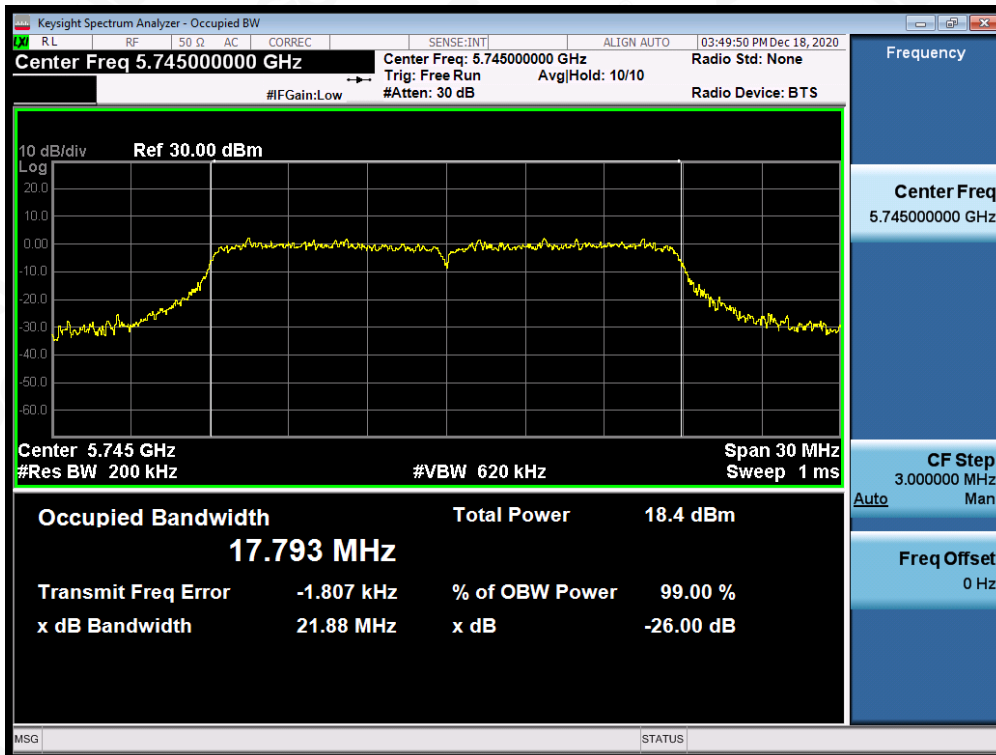


### 802.11n20 TEST RESULT

#### TEST PLOT OF BANDWIDTH FOR 5745MHz (-6dB BANDWIDTH)



#### TEST PLOT OF BANDWIDTH FOR 5745MHz (99% BANDWIDTH)



Any report having not been signed by authorized approver, or having been altered without authorization, or having not been stamped by the "Dedicated Testing/Inspection Stamp" is deemed to be invalid. Copying or excerpting portion of, or altering the content of the report is not permitted without the written authorization of AGC. The test results presented in the report apply only to the tested sample. Any objections to report issued by AGC should be submitted to AGC within 15 days after the issuance of the test report. Further enquiry of validity or verification of the test report should be addressed to AGC by agc@agc-cert.com.

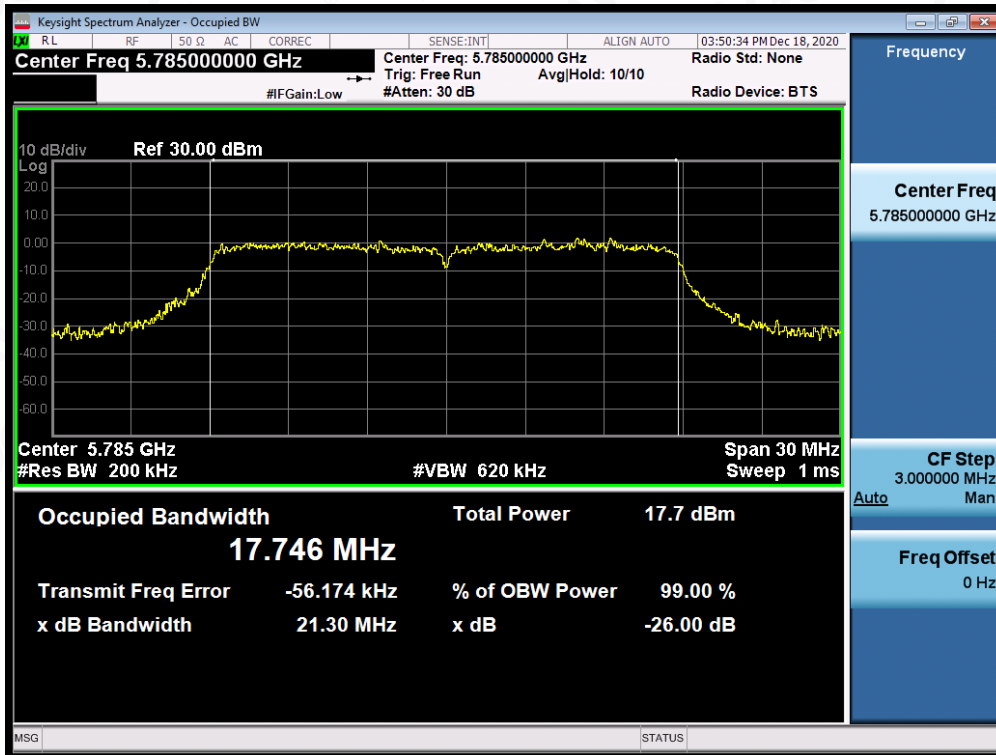
Attestation of Global Compliance(Shenzhen)Co., Ltd  
 Attestation of Global Compliance(Shenzhen)Std & Tech Co., Ltd  
 Tel: +86-755 2523 4088 E-mail: agc@agc-cert.com Web: http://cn.agc-cert.com/



TEST PLOT OF BANDWIDTH FOR 5785MHz (-6dB BANDWIDTH)



TEST PLOT OF BANDWIDTH FOR 5785MHz (99% BANDWIDTH)



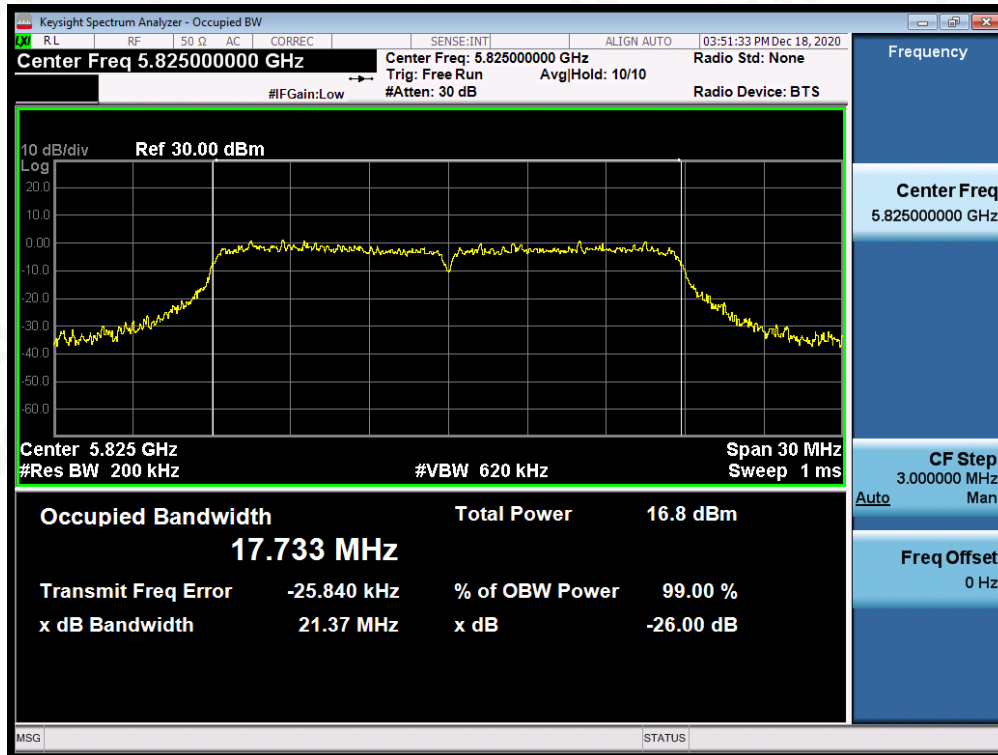
Any report having not been signed by authorized approver, or having been altered without authorization, or having not been stamped by the "Dedicated Testing/Inspection Stamp" is deemed to be invalid. Copying or excerpting portion of, or altering the content of the report is not permitted without the written authorization of AGC. The test results presented in the report apply only to the tested sample. Any objections to report issued by AGC should be submitted to AGC within 15 days after the issuance of the test report. Further enquiry of validity or verification of the test report should be addressed to AGC by agc@agc-cert.com.



TEST PLOT OF BANDWIDTH FOR 5825MHz (-6dB BANDWIDTH)



TEST PLOT OF BANDWIDTH FOR 5825MHz (99% BANDWIDTH)



Any report having not been signed by authorized approver, or having been altered without authorization, or having not been stamped by the "Dedicated Testing/Inspection Stamp" is deemed to be invalid. Copying or excerpting portion of, or altering the content of the report is not permitted without the written authorization of AGC. The test results presented in the report apply only to the tested sample. Any objections to report issued by AGC should be submitted to AGC within 15 days after the issuance of the test report. Further enquiry of validity or verification of the test report should be addressed to AGC by agc@agc-cert.com.

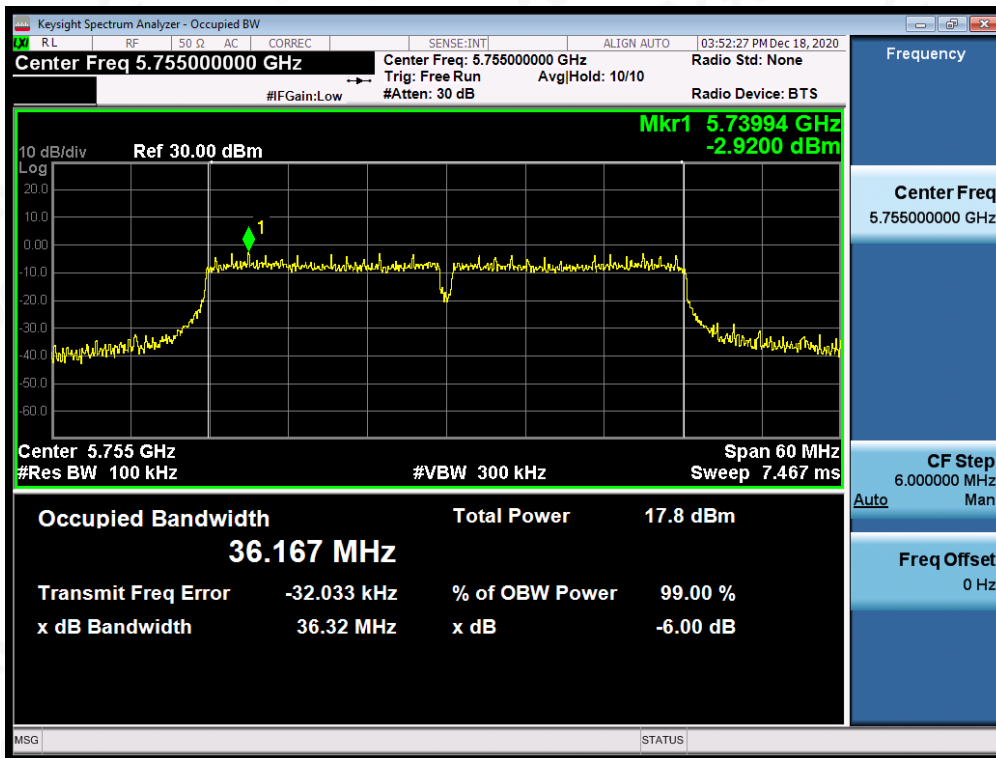
Attestation of Global Compliance(Shenzhen)Co., Ltd  
Attestation of Global Compliance(Shenzhen)Std & Tech Co., Ltd  
Tel: +86-755 2523 4088 E-mail: agc@agc-cert.com Web: http://cn.agc-cert.com/



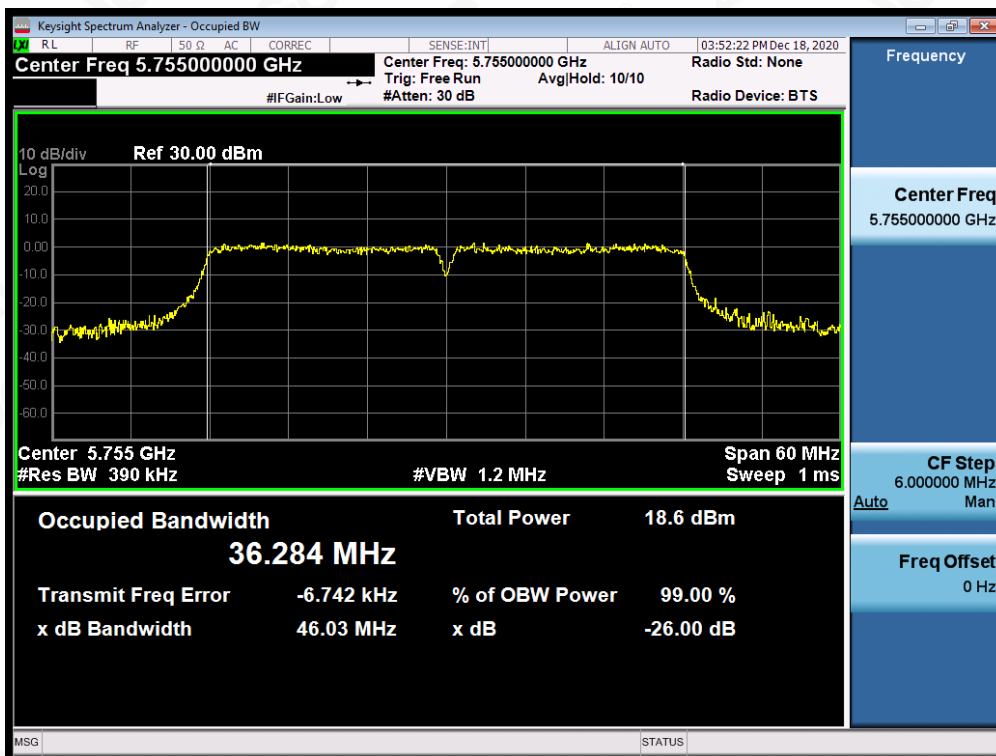


### 802.11n40 TEST RESULT

#### TEST PLOT OF BANDWIDTH FOR 5755MHz (-6dB BANDWIDTH)



#### TEST PLOT OF BANDWIDTH FOR 5755MHz (99% BANDWIDTH)

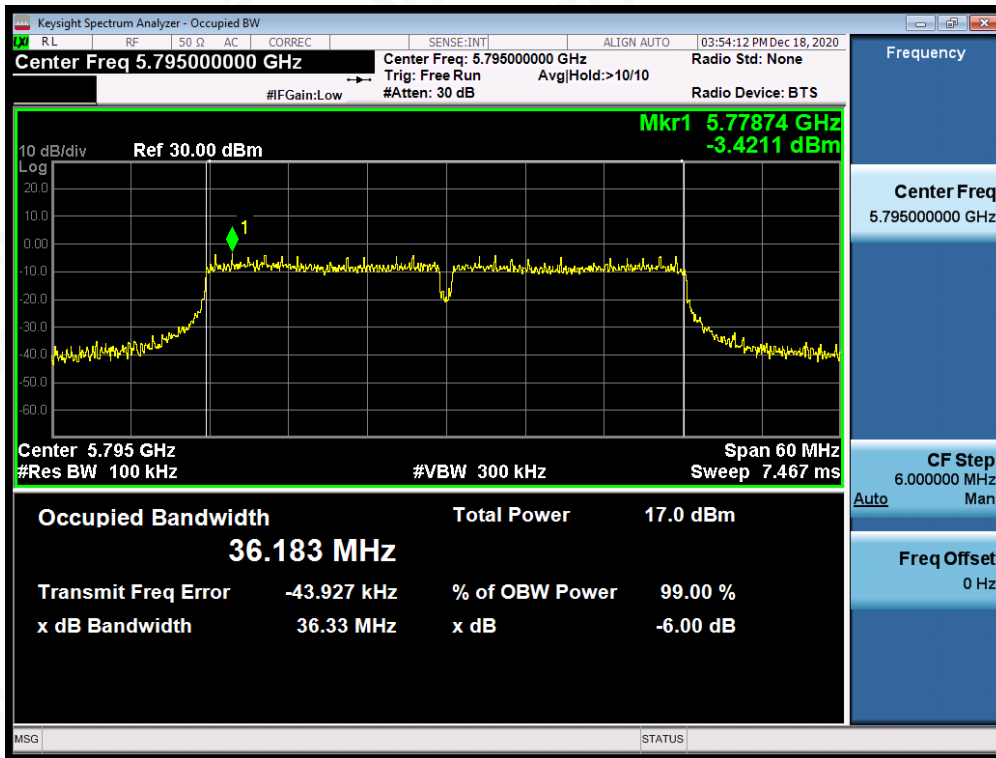


Any report having not been signed by authorized approver, or having been altered without authorization, or having not been stamped by the "Dedicated Testing/Inspection Stamp" is deemed to be invalid. Copying or excerpting portion of, or altering the content of the report is not permitted without the written authorization of AGC. The test results presented in the report apply only to the tested sample. Any objections to report issued by AGC should be submitted to AGC within 15 days after the issuance of the test report. Further enquiry of validity or verification of the test report should be addressed to AGC by agc@agc-cert.com.

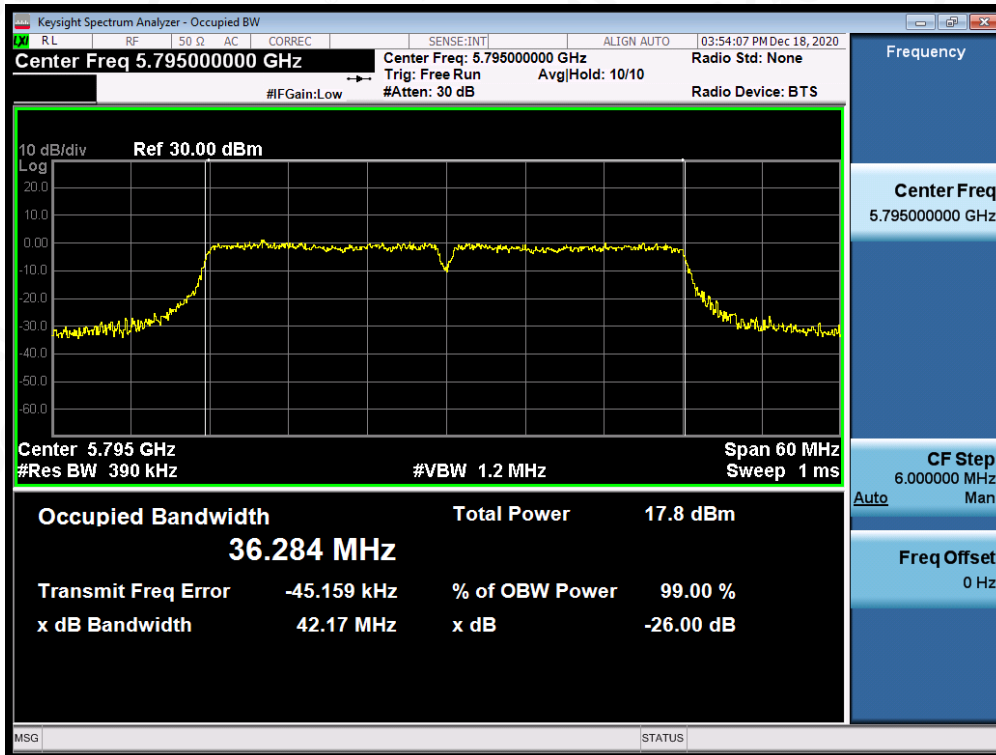
Attestation of Global Compliance(Shenzhen)Co., Ltd  
Attestation of Global Compliance(Shenzhen)Std & Tech Co., Ltd  
Tel: +86-755 2523 4088 E-mail: agc@agc-cert.com Web: http://cn.agc-cert.com/



TEST PLOT OF BANDWIDTH FOR 5795MHz (-6dB BANDWIDTH)



TEST PLOT OF BANDWIDTH FOR 5795MHz (99% BANDWIDTH)



Any report having not been signed by authorized approver, or having been altered without authorization, or having not been stamped by the "Dedicated Testing/Inspection Stamp" is deemed to be invalid. Copying or excerpting portion of, or altering the content of the report is not permitted without the written authorization of AGC. The test results presented in the report apply only to the tested sample. Any objections to report issued by AGC should be submitted to AGC within 15 days after the issuance of the test report. Further enquiry of validity or verification of the test report should be addressed to AGC by agc@agc-cert.com.

Attestation of Global Compliance(Shenzhen)Co., Ltd  
Attestation of Global Compliance(Shenzhen)Std & Tech Co., Ltd  
Tel: +86-755 2523 4088 E-mail: agc@agc-cert.com Web: http://cn.agc-cert.com/

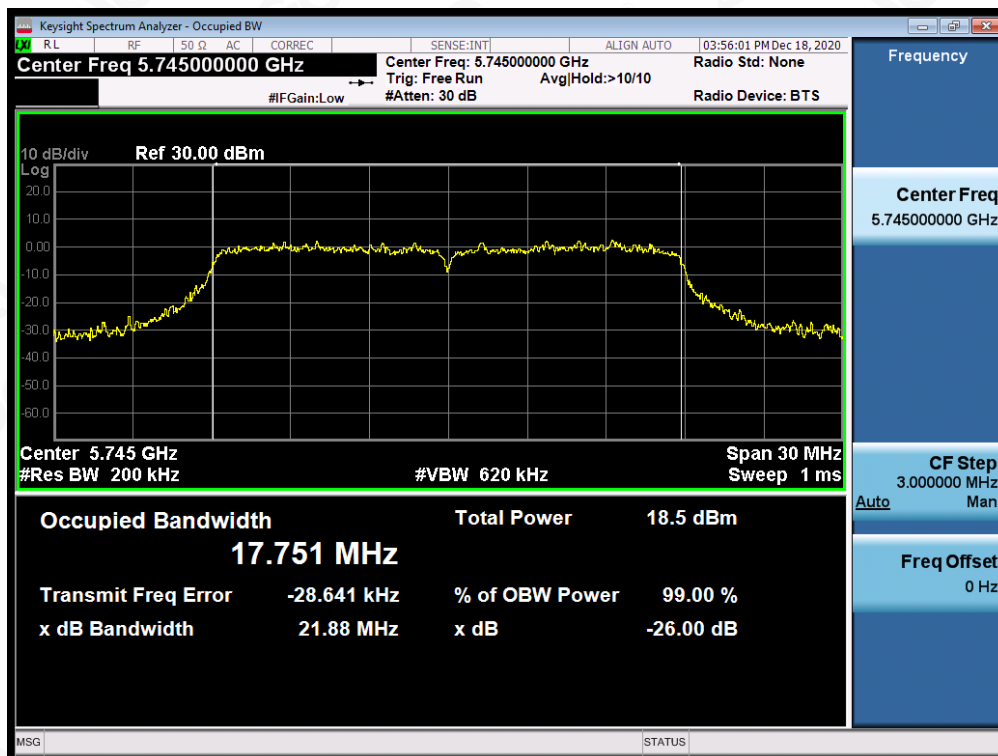


### 802.11ac20 TEST RESULT

#### TEST PLOT OF BANDWIDTH FOR 5745MHz (-6dB BANDWIDTH)



#### TEST PLOT OF BANDWIDTH FOR 5745MHz (99% BANDWIDTH)



Any report having not been signed by authorized approver, or having been altered without authorization, or having not been stamped by the "Dedicated Testing/Inspection Stamp" is deemed to be invalid. Copying or excerpting portion of, or altering the content of the report is not permitted without the written authorization of AGC. The test results presented in the report apply only to the tested sample. Any objections to report issued by AGC should be submitted to AGC within 15 days after the issuance of the test report. Further enquiry of validity or verification of the test report should be addressed to AGC by agc@agc-cert.com.

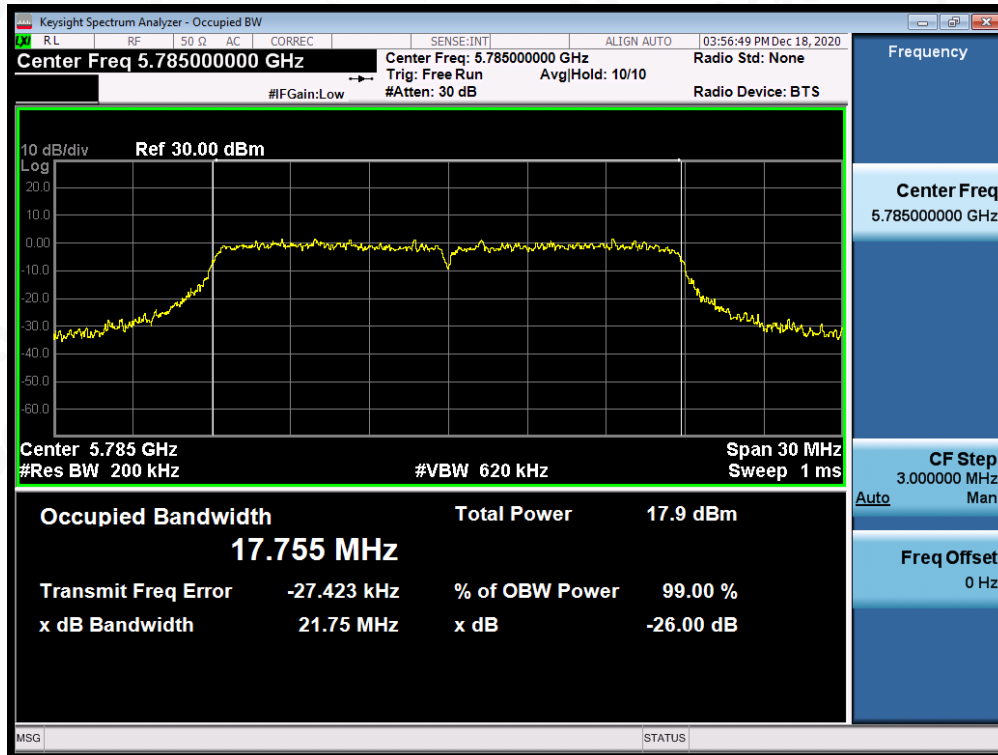
Attestation of Global Compliance(Shenzhen)Co., Ltd  
 Attestation of Global Compliance(Shenzhen)Std & Tech Co., Ltd  
 Tel: +86-755 2523 4088 E-mail: agc@agc-cert.com Web: http://cn.agc-cert.com/



TEST PLOT OF BANDWIDTH FOR 5785MHz (-6dB BANDWIDTH)



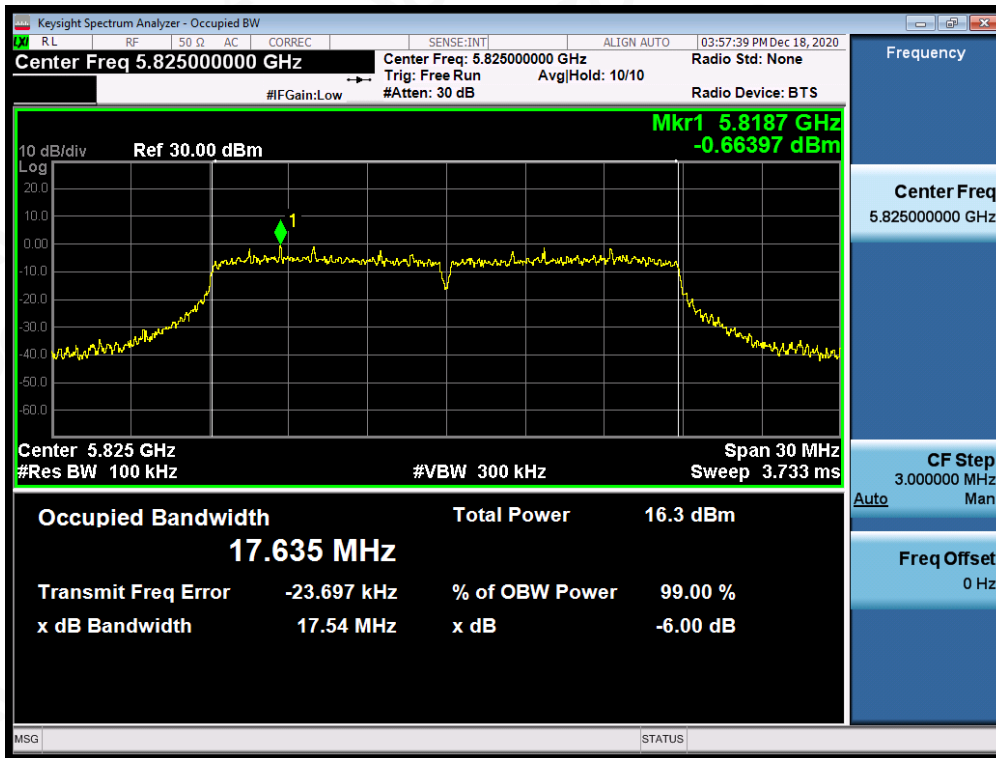
TEST PLOT OF BANDWIDTH FOR 5785MHz (99% BANDWIDTH)



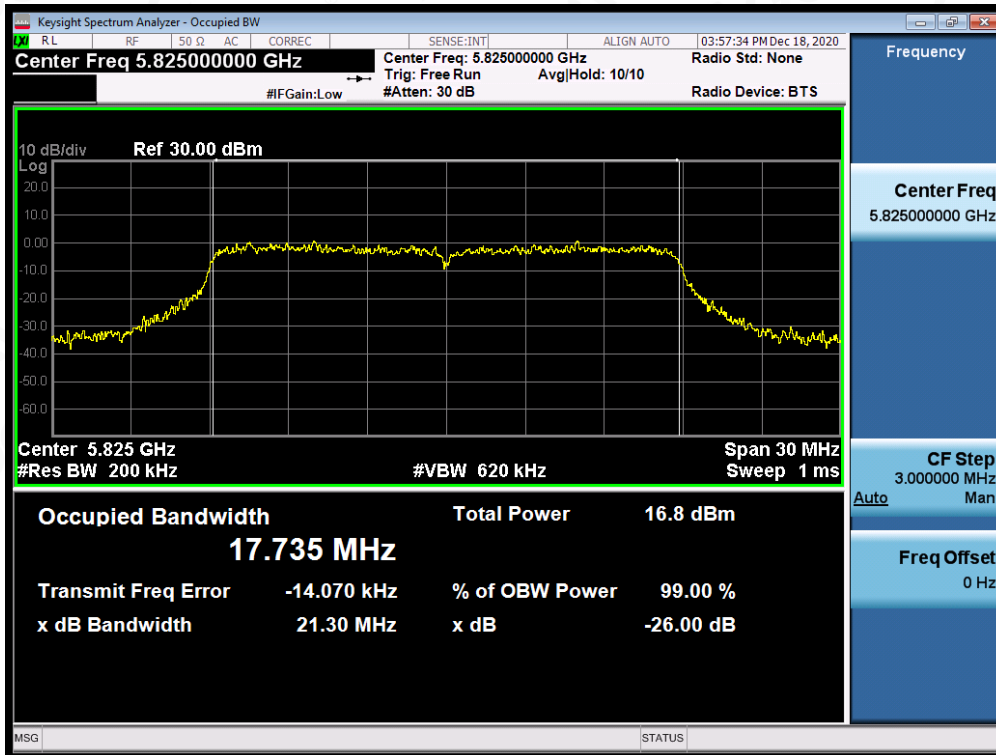
Any report having not been signed by authorized approver, or having been altered without authorization, or having not been stamped by the "Dedicated Testing/Inspection Stamp" is deemed to be invalid. Copying or excerpting portion of, or altering the content of the report is not permitted without the written authorization of AGC. The test results presented in the report apply only to the tested sample. Any objections to report issued by AGC should be submitted to AGC within 15 days after the issuance of the test report. Further enquiry of validity or verification of the test report should be addressed to AGC by agc@agc-cert.com.



TEST PLOT OF BANDWIDTH FOR 5825MHz (-6dB BANDWIDTH)



TEST PLOT OF BANDWIDTH FOR 5825MHz (99% BANDWIDTH)

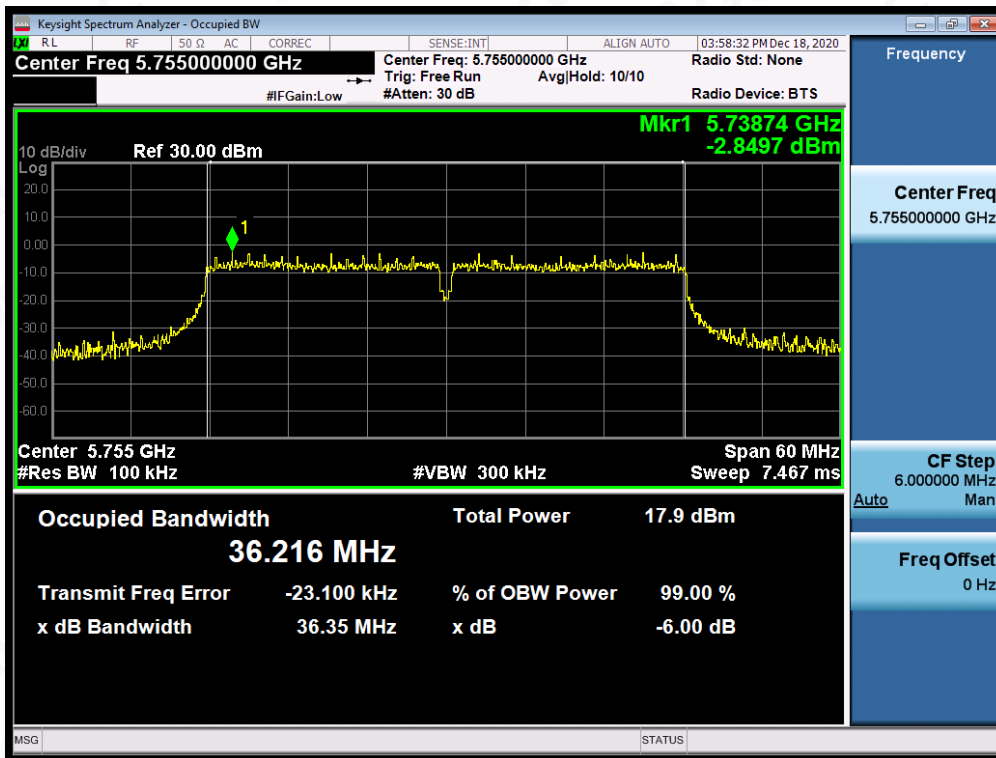


Any report having not been signed by authorized approver, or having been altered without authorization, or having not been stamped by the "Dedicated Testing/Inspection Stamp" is deemed to be invalid. Copying or excerpting portion of, or altering the content of the report is not permitted without the written authorization of AGC. The test results presented in the report apply only to the tested sample. Any objections to report issued by AGC should be submitted to AGC within 15 days after the issuance of the test report. Further enquiry of validity or verification of the test report should be addressed to AGC by agc@agc-cert.com.

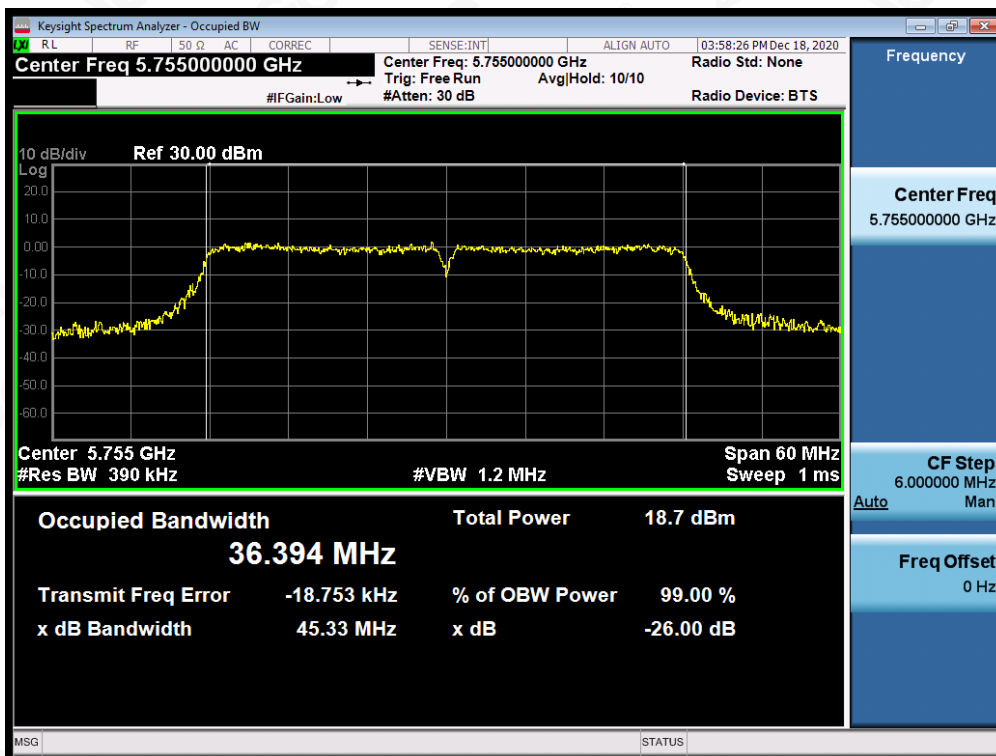


### 802.11ac40 TEST RESULT

#### TEST PLOT OF BANDWIDTH FOR 5755MHz (-6dB BANDWIDTH)



#### TEST PLOT OF BANDWIDTH FOR 5755MHz (99% BANDWIDTH)

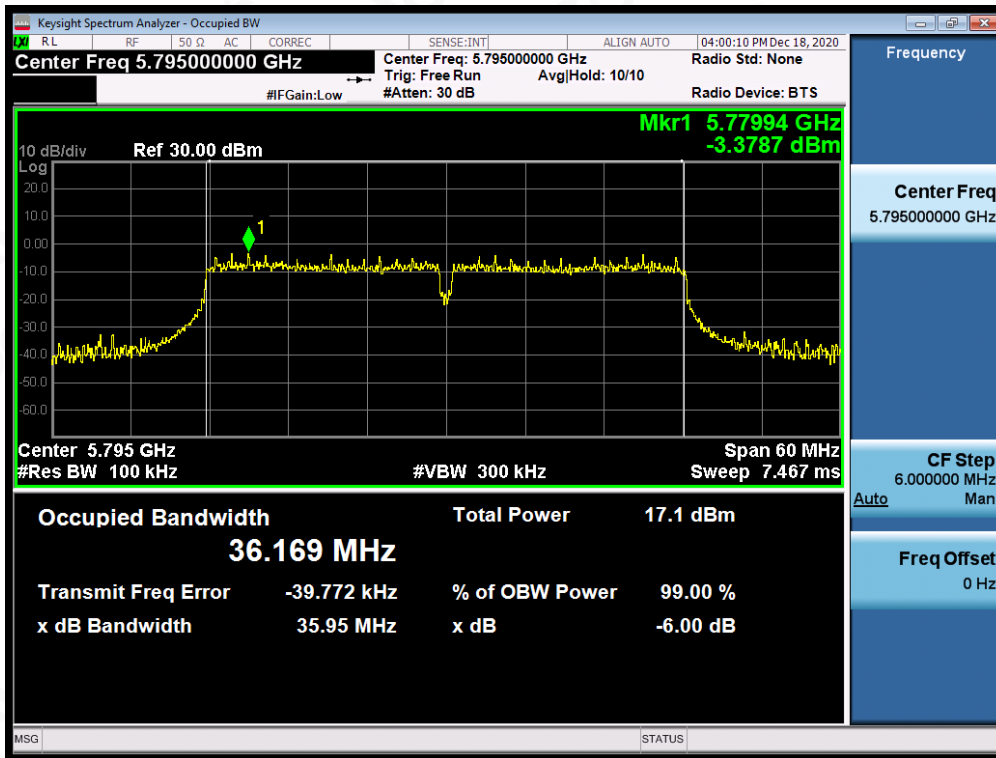


Any report having not been signed by authorized approver, or having been altered without authorization, or having not been stamped by the "Dedicated Testing/Inspection Stamp" is deemed to be invalid. Copying or excerpting portion of, or altering the content of the report is not permitted without the written authorization of AGC. The test results presented in the report apply only to the tested sample. Any objections to report issued by AGC should be submitted to AGC within 15 days after the issuance of the test report. Further enquiry of validity or verification of the test report should be addressed to AGC by agc@agc-cert.com.

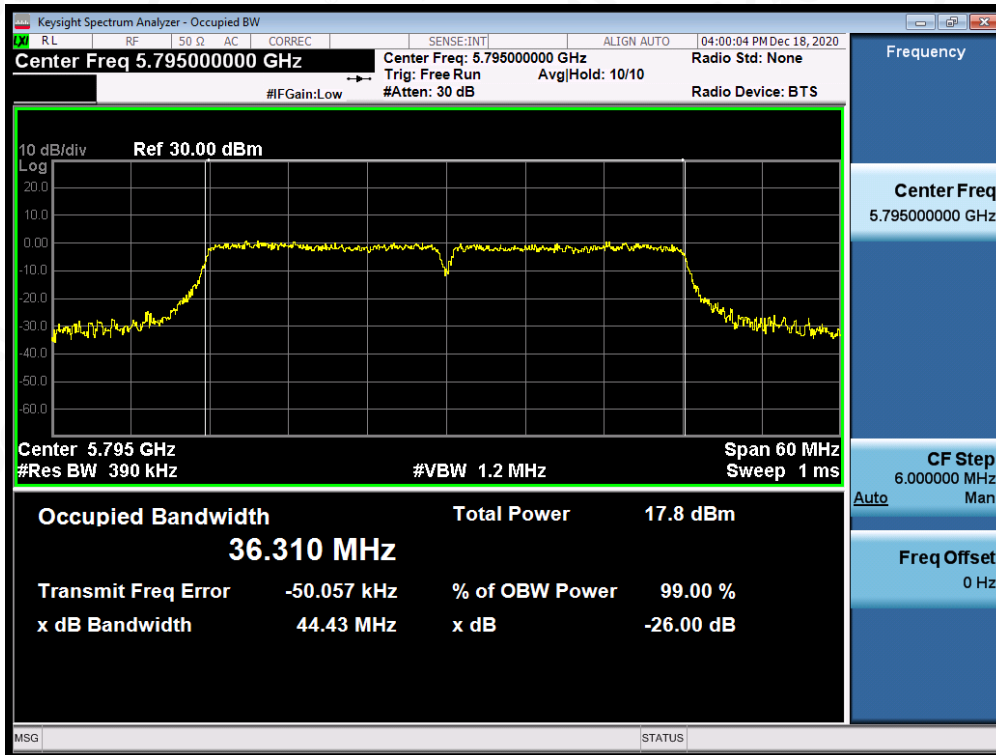
Attestation of Global Compliance(Shenzhen)Co., Ltd  
 Attestation of Global Compliance(Shenzhen)Std & Tech Co., Ltd  
 Tel: +86-755 2523 4088 E-mail: agc@agc-cert.com Web: http://cn.agc-cert.com/



TEST PLOT OF BANDWIDTH FOR 5795MHz (-6dB BANDWIDTH)



TEST PLOT OF BANDWIDTH FOR 5795MHz (99% BANDWIDTH)



Any report having not been signed by authorized approver, or having been altered without authorization, or having not been stamped by the "Dedicated Testing/Inspection Stamp" is deemed to be invalid. Copying or excerpting portion of, or altering the content of the report is not permitted without the written authorization of AGC. The test results presented in the report apply only to the tested sample. Any objections to report issued by AGC should be submitted to AGC within 15 days after the issuance of the test report. Further enquiry of validity or verification of the test report should be addressed to AGC by agc@agc-cert.com.

Attestation of Global Compliance(Shenzhen)Co., Ltd  
Attestation of Global Compliance(Shenzhen)Std & Tech Co., Ltd  
Tel: +86-755 2523 4088 E-mail: agc@agc-cert.com Web: http://cn.agc-cert.com/



## 9. EMISSION BANDWIDTH

### 9.1. MEASUREMENT PROCEDURE

#### 9.1.1. -26dB Bandwidth MEASUREMENT PROCEDURE

- Set RBW = approximately 1% of the emission bandwidth.
- Set the VBW > RBW.
- Detector = Peak.
- Trace mode = max hold.
- Measure the maximum width of the emission that is 26 dB down from the maximum of the emission.

Compare this with the RBW setting of the analyzer. Readjust RBW and repeat measurement as needed until the RBW/EBW ratio is approximately 1%.

#### 9.1.2. 99.00% Occupied Bandwidth MEASUREMENT PROCEDURE

- Connect the antenna port(s) to the spectrum analyzer input.
- Configure the spectrum analyzer as shown below (enter all losses between the transmitter output and the spectrum analyzer).

Center Frequency = Channel center frequency

Span = 2 x emission bandwidth

RBW = 1% to 5% of the emission bandwidth

VBW > 3 x RBW

Sweep time = auto couple

Detector = Peak

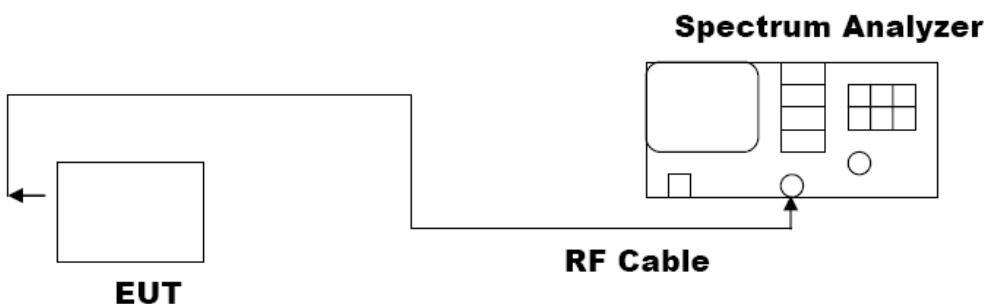
Trace mode = max hold

- Place the radio in continuous transmit mode, allow the trace to stabilize, view the transmitter wave form on the spectrum analyzer.

- Compare this with the RBW setting of the analyzer. Readjust RBW and repeat measurement as needed until the RBW/EBW ratio is 1% to 5%.

**Note:** The EUT was tested according to KDB 789033 for compliance to FCC 47CFR 15.407 requirements.

### 9.2. TEST SET-UP (BLOCK DIAGRAM OF CONFIGURATION)



Any report having not been signed by authorized approver, or having been altered without authorization, or having not been stamped by the "Dedicated Testing/Inspection Stamp" is deemed to be invalid. Copying or excerpting portion of, or altering the content of the report is not permitted without the written authorization of AGC. The test results presented in the report apply only to the tested sample. Any objections to report issued by AGC should be submitted to AGC within 15 days after the issuance of the test report. Further enquiry of validity or verification of the test report should be addressed to AGC by agc@agc-cert.com.

Attestation of Global Compliance(Shenzhen)Co., Ltd

Attestation of Global Compliance(Shenzhen)Std & Tech Co., Ltd

Tel: +86-755 2523 4088 E-mail: agc@agc-cert.com Web: http://cn.agc-cert.com/





### 9.3. LIMITS AND MEASUREMENT RESULTS

LIMITS AND MEASUREMENT RESULT FOR 802.11A20 MODULATION				
Applicable Limits	Applicable Limits			
	Test Data (MHz)			Criteria
	Frequency (MHz)	-26dB Bandwidth	99.00% Occupied Bandwidth	
Within the Band	5180MHz	20.88	16.635	PASS
	5200MHz	20.51	16.586	PASS
	5240MHz	20.96	16.636	PASS
	5260MHz	21.11	16.657	PASS
	5300MHz	21.32	16.669	PASS
	5320MHz	21.03	16.654	PASS
	5500MHz	21.43	16.645	PASS
	5600MHz	20.99	16.578	PASS
	5700MHz	20.95	16.646	PASS

LIMITS AND MEASUREMENT RESULT FOR 802.11N20 MODULATION				
Applicable Limits	Applicable Limits			
	Test Data (MHz)			Criteria
	Frequency (MHz)	-26dB Bandwidth	99.00% Occupied Bandwidth	
Within the Band	5180MHz	21.25	17.683	PASS
	5200MHz	21.50	17.741	PASS
	5240MHz	21.21	17.698	PASS
	5260MHz	21.79	17.727	PASS
	5300MHz	22.49	17.712	PASS
	5320MHz	21.20	17.673	PASS
	5500MHz	21.63	17.712	PASS
	5600MHz	20.92	17.653	PASS
	5700MHz	21.48	17.688	PASS

Any report having not been signed by authorized approver, or having been altered without authorization, or having not been stamped by the "Dedicated Testing/Inspection Stamp" is deemed to be invalid. Copying or excerpting portion of, or altering the content of the report is not permitted without the written authorization of AGC. The test results presented in the report apply only to the tested sample. Any objections to report issued by AGC should be submitted to AGC within 15days after the issuance of the test report. Further enquiry of validity or verification of the test report should be addressed to AGC by agc@agc-cert.com.



LIMITS AND MEASUREMENT RESULT FOR 802.11N40 MODULATION				
Applicable Limits	Applicable Limits			
	Test Data (MHz)			Criteria
	Frequency (MHz)	-26dB Bandwidth	99.00% Occupied Bandwidth	
Within the Band	5190MHz	42.09	36.326	PASS
	5230MHz	42.09	36.285	PASS
	5270MHz	42.00	36.312	PASS
	5310MHz	42.75	36.308	PASS
	5510MHz	42.21	36.292	PASS
	5590MHz	41.85	36.314	PASS
	5670MHz	42.24	36.330	PASS

LIMITS AND MEASUREMENT RESULT FOR 802.11AC20 MODULATION				
Applicable Limits	Applicable Limits			
	Test Data (MHz)			Criteria
	Frequency (MHz)	-26dB Bandwidth	99.00% Occupied Bandwidth	
Within the Band	5180MHz	21.49	17.710	PASS
	5200MHz	21.79	17.729	PASS
	5240MHz	21.50	17.694	PASS
	5260MHz	21.40	17.726	PASS
	5300MHz	21.55	17.699	PASS
	5320MHz	21.44	17.783	PASS
	5500MHz	21.37	17.683	PASS
	5600MHz	20.83	17.675	PASS
	5700MHz	21.27	17.719	PASS

Any report having not been signed by authorized approver, or having been altered without authorization, or having not been stamped by the "Dedicated Testing/Inspection Stamp" is deemed to be invalid. Copying or excerpting portion of, or altering the content of the report is not permitted without the written authorization of AGC. The test results presented in the report apply only to the tested sample. Any objections to report issued by AGC should be submitted to AGC within 15days after the issuance of the test report. Further enquiry of validity or verification of the test report should be addressed to AGC by agc@agc-cert.com.



LIMITS AND MEASUREMENT RESULT FOR 802.11AC40 MODULATION				
Applicable Limits	Applicable Limits			
	Test Data (MHz)			Criteria
	Frequency (MHz)	-26dB Bandwidth	99.00% Occupied Bandwidth	
Within the Band	5190MHz	41.42	36.217	PASS
	5230MHz	41.56	36.218	PASS
	5270MHz	41.57	36.219	PASS
	5310MHz	41.21	36.248	PASS
	5510MHz	42.13	36.275	PASS
	5590MHz	42.17	36.311	PASS
	5670MHz	41.91	36.300	PASS

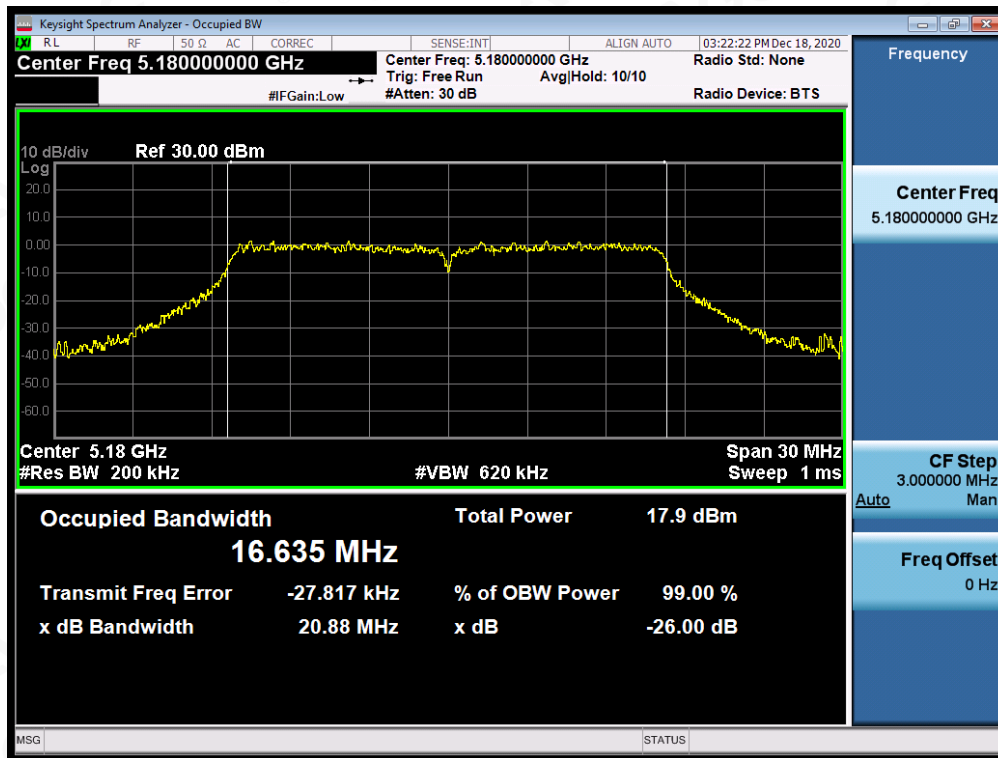
Any report having not been signed by authorized approver, or having been altered without authorization, or having not been stamped by the "Dedicated Testing/Inspection Stamp" is deemed to be invalid. Copying or excerpting portion of, or altering the content of the report is not permitted without the written authorization of AGC. The test results presented in the report apply only to the tested sample. Any objections to report issued by AGC should be submitted to AGC within 15 days after the issuance of the test report. Further enquiry of validity or verification of the test report should be addressed to AGC by agc@agc-cert.com.

Attestation of Global Compliance(Shenzhen)Co., Ltd  
Attestation of Global Compliance(Shenzhen)Std & Tech Co., Ltd  
Tel: +86-755 2523 4088 E-mail: agc@agc-cert.com Web: http://cn.agc-cert.com/



### 802.11a20 TEST RESULT

#### TEST PLOT OF BANDWIDTH FOR 5180MHz



#### TEST PLOT OF BANDWIDTH FOR 5200MHz

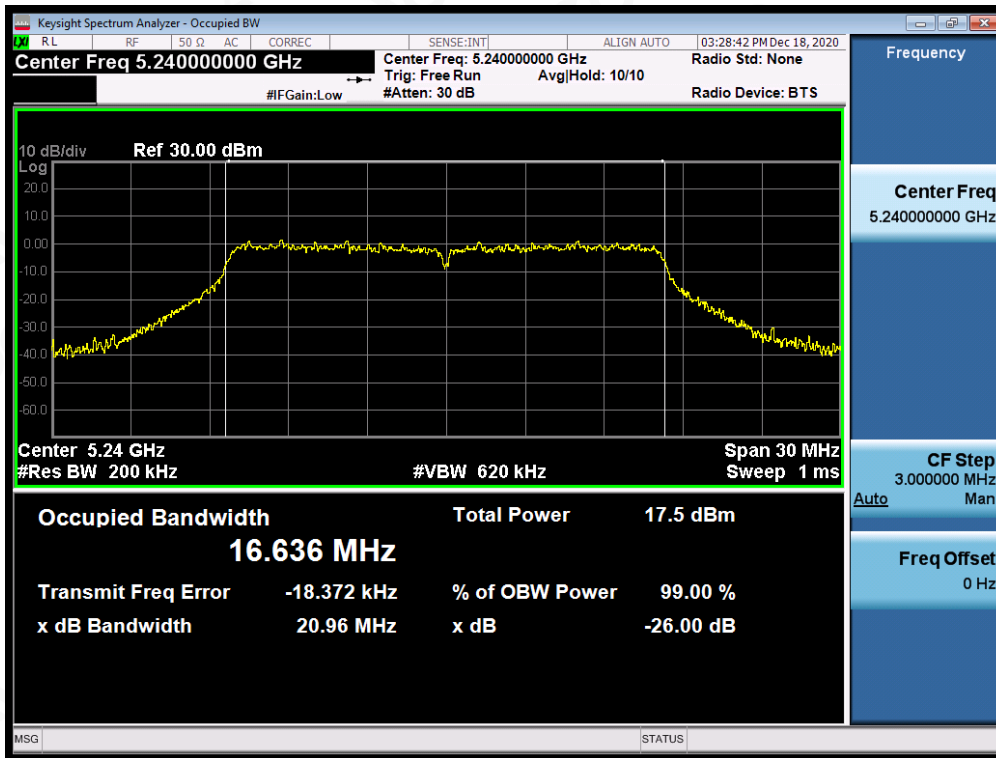


Any report having not been signed by authorized approver, or having been altered without authorization, or having not been stamped by the "Dedicated Testing/Inspection Stamp" is deemed to be invalid. Copying or excerpting portion of, or altering the content of the report is not permitted without the written authorization of AGC. The test results presented in the report apply only to the tested sample. Any objections to report issued by AGC should be submitted to AGC within 15 days after the issuance of the test report. Further enquiry of validity or verification of the test report should be addressed to AGC by agc@agc-cert.com.

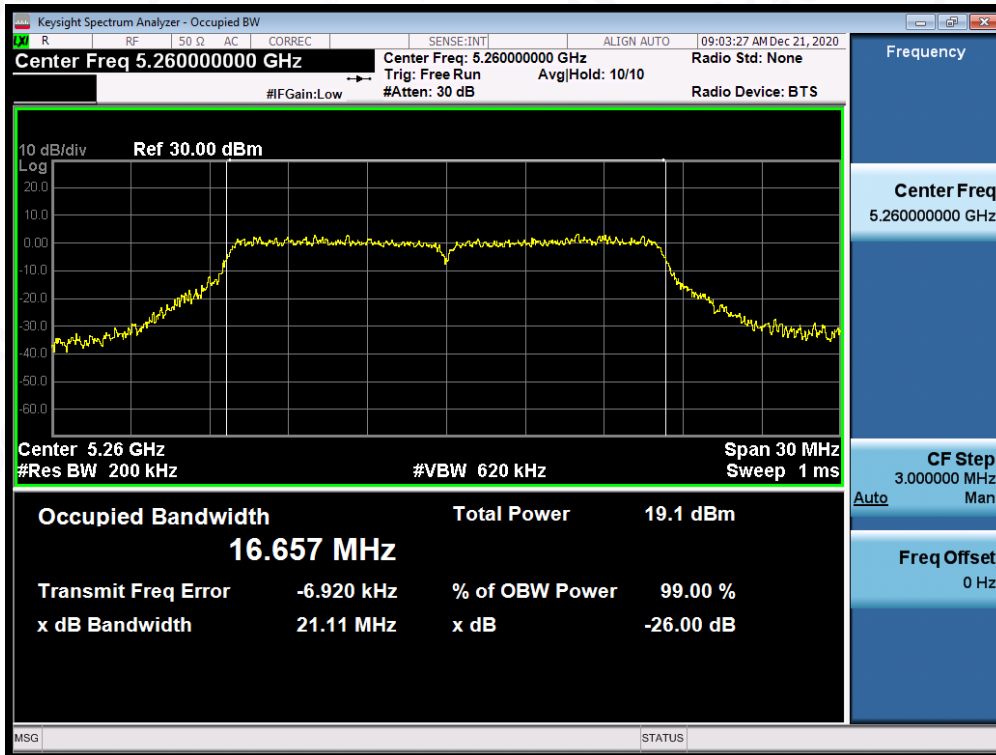
Attestation of Global Compliance(Shenzhen)Co., Ltd  
Attestation of Global Compliance(Shenzhen)Std & Tech Co., Ltd  
Tel: +86-755 2523 4088 E-mail: agc@agc-cert.com Web: http://cn.agc-cert.com/



TEST PLOT OF BANDWIDTH FOR 5240MHZ



TEST PLOT OF BANDWIDTH FOR 5260MHZ

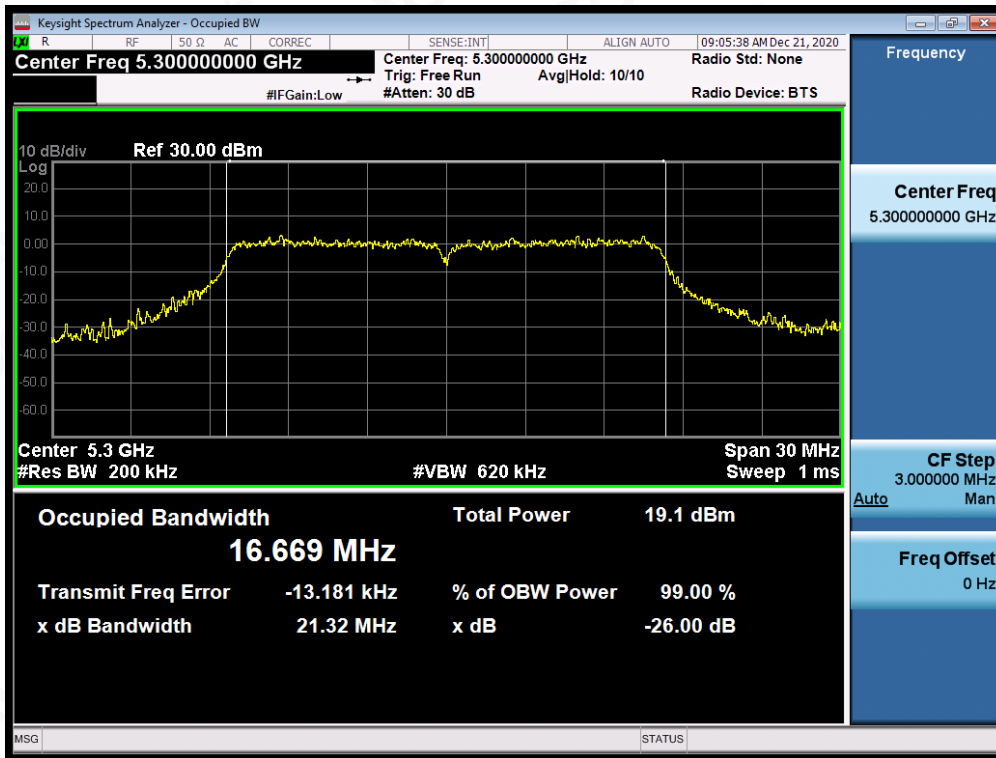


Any report having not been signed by authorized approver, or having been altered without authorization, or having not been stamped by the "Dedicated Testing/Inspection Stamp" is deemed to be invalid. Copying or excerpting portion of, or altering the content of the report is not permitted without the written authorization of AGC. The test results presented in the report apply only to the tested sample. Any objections to report issued by AGC should be submitted to AGC within 15 days after the issuance of the test report. Further enquiry of validity or verification of the test report should be addressed to AGC by agc@agc-cert.com.

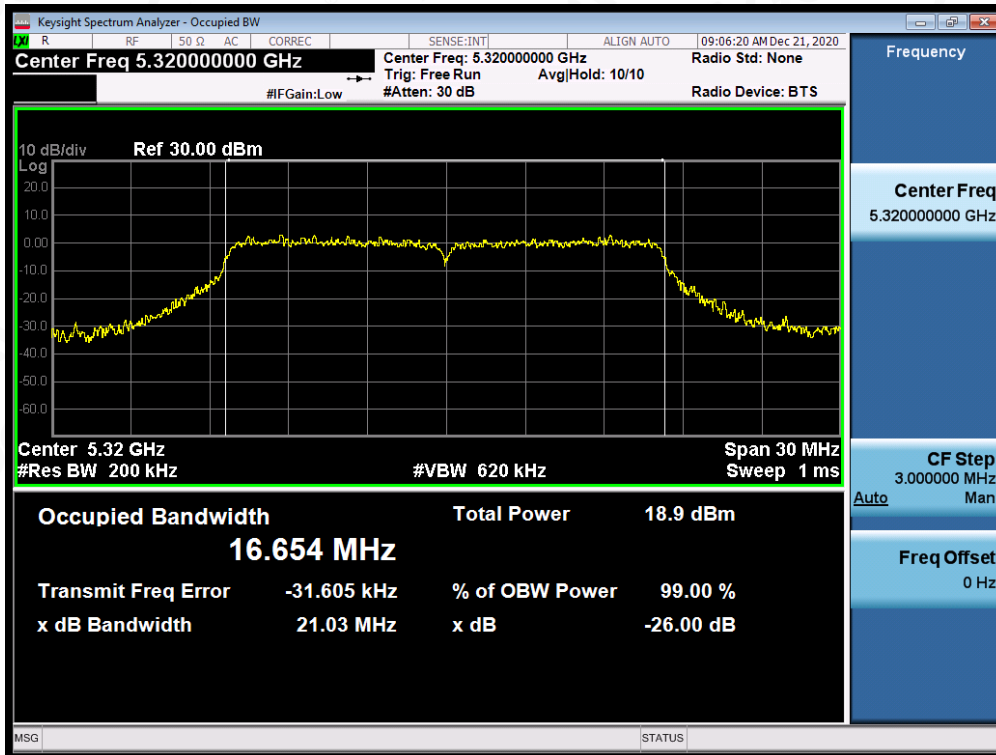
Attestation of Global Compliance(Shenzhen)Co., Ltd  
Attestation of Global Compliance(Shenzhen)Std & Tech Co., Ltd  
Tel: +86-755 2523 4088 E-mail: agc@agc-cert.com Web: http://cn.agc-cert.com/



TEST PLOT OF BANDWIDTH FOR 5300MHZ



TEST PLOT OF BANDWIDTH FOR 5320MHZ

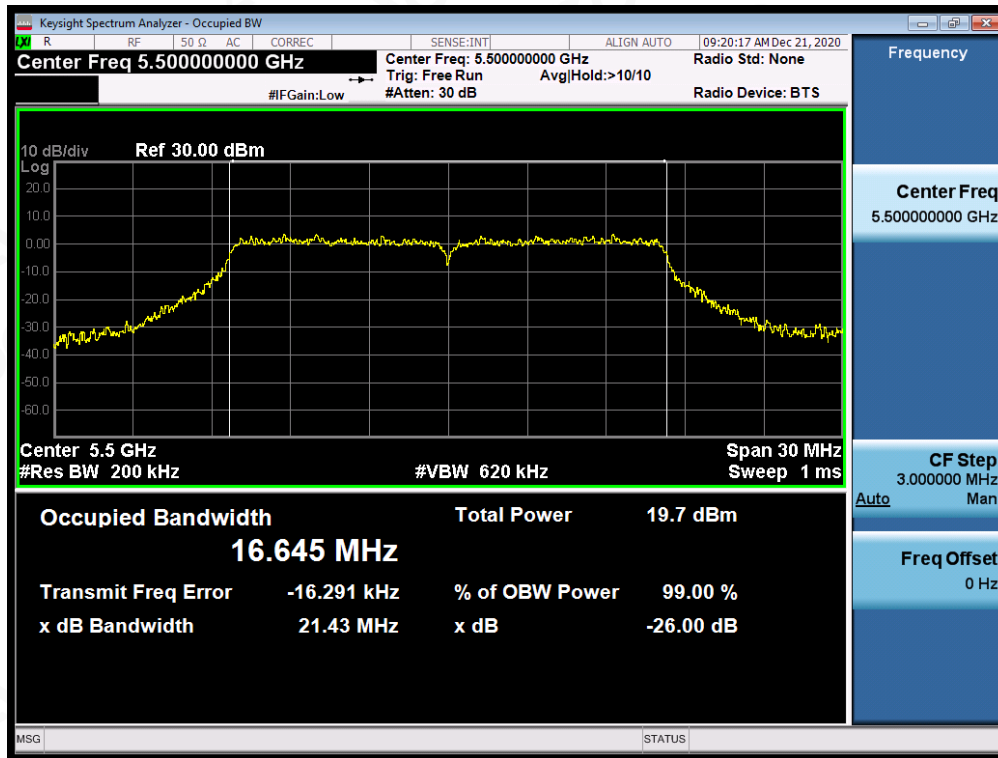


Any report having not been signed by authorized approver, or having been altered without authorization, or having not been stamped by the "Dedicated Testing/Inspection Stamp" is deemed to be invalid. Copying or excerpting portion of, or altering the content of the report is not permitted without the written authorization of AGC. The test results presented in the report apply only to the tested sample. Any objections to report issued by AGC should be submitted to AGC within 15 days after the issuance of the test report. Further enquiry of validity or verification of the test report should be addressed to AGC by agc@agc-cert.com.

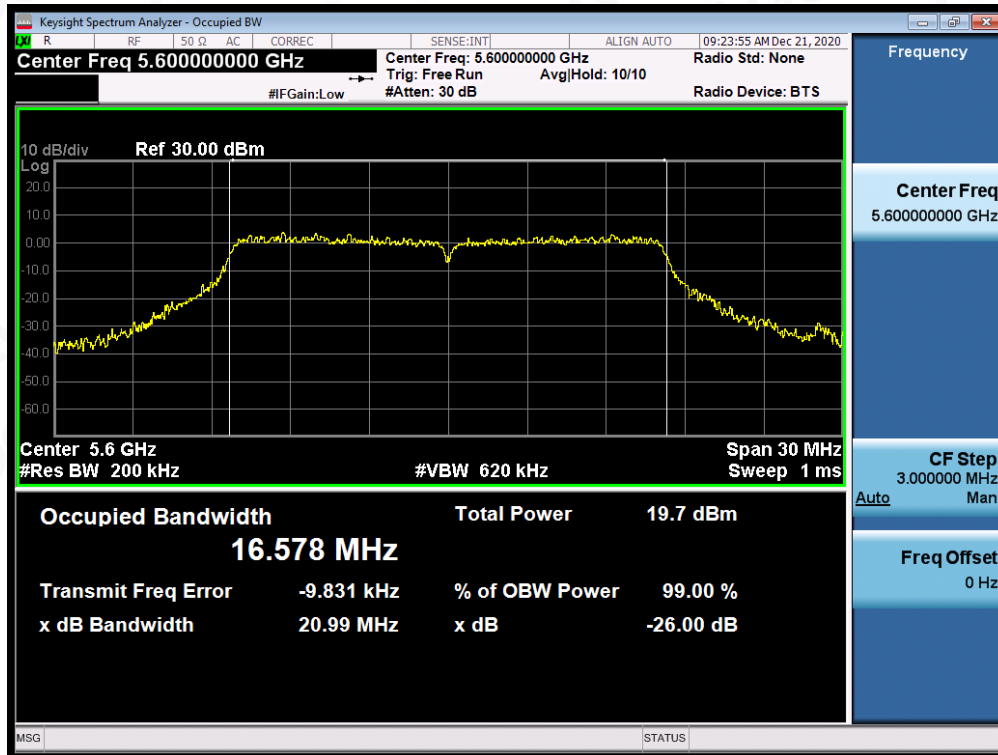
Attestation of Global Compliance(Shenzhen)Co., Ltd  
Attestation of Global Compliance(Shenzhen)Std & Tech Co., Ltd  
Tel: +86-755 2523 4088 E-mail: agc@agc-cert.com Web: http://cn.agc-cert.com/



TEST PLOT OF BANDWIDTH FOR 5500MHZ



TEST PLOT OF BANDWIDTH FOR 5600MHZ

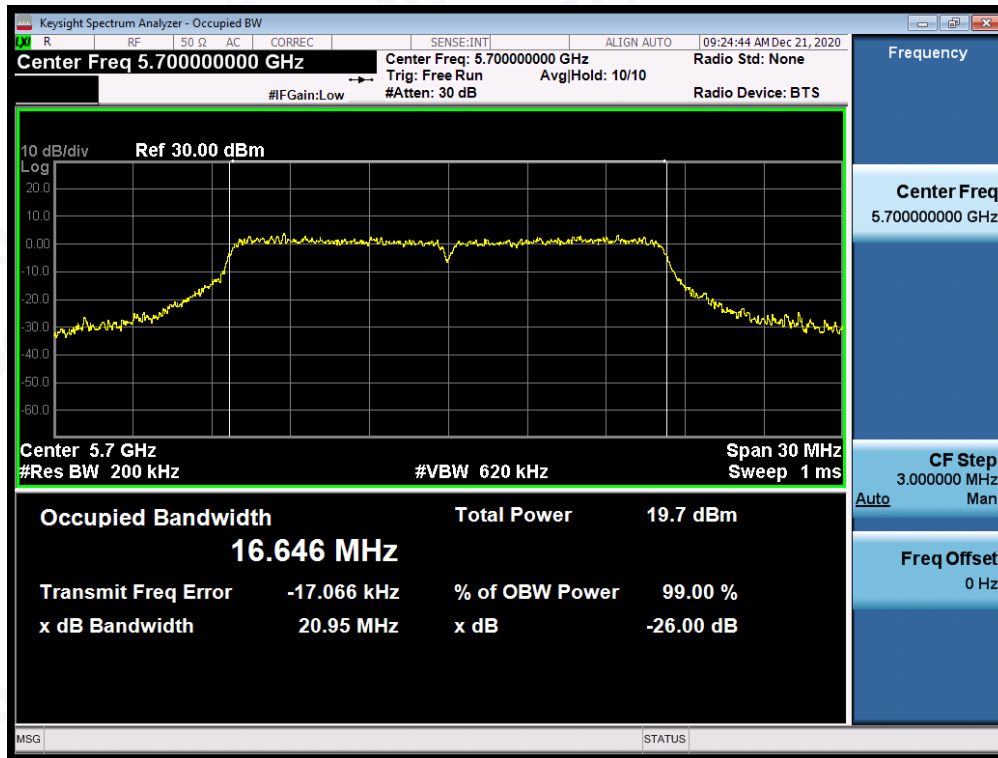


Any report having not been signed by authorized approver, or having been altered without authorization, or having not been stamped by the "Dedicated Testing/Inspection Stamp" is deemed to be invalid. Copying or excerpting portion of, or altering the content of the report is not permitted without the written authorization of AGC. The test results presented in the report apply only to the tested sample. Any objections to report issued by AGC should be submitted to AGC within 15 days after the issuance of the test report. Further enquiry of validity or verification of the test report should be addressed to AGC by agc@agc-cert.com.

Attestation of Global Compliance(Shenzhen)Co., Ltd  
Attestation of Global Compliance(Shenzhen)Std & Tech Co., Ltd  
Tel: +86-755 2523 4088 E-mail: agc@agc-cert.com Web: http://cn.agc-cert.com/

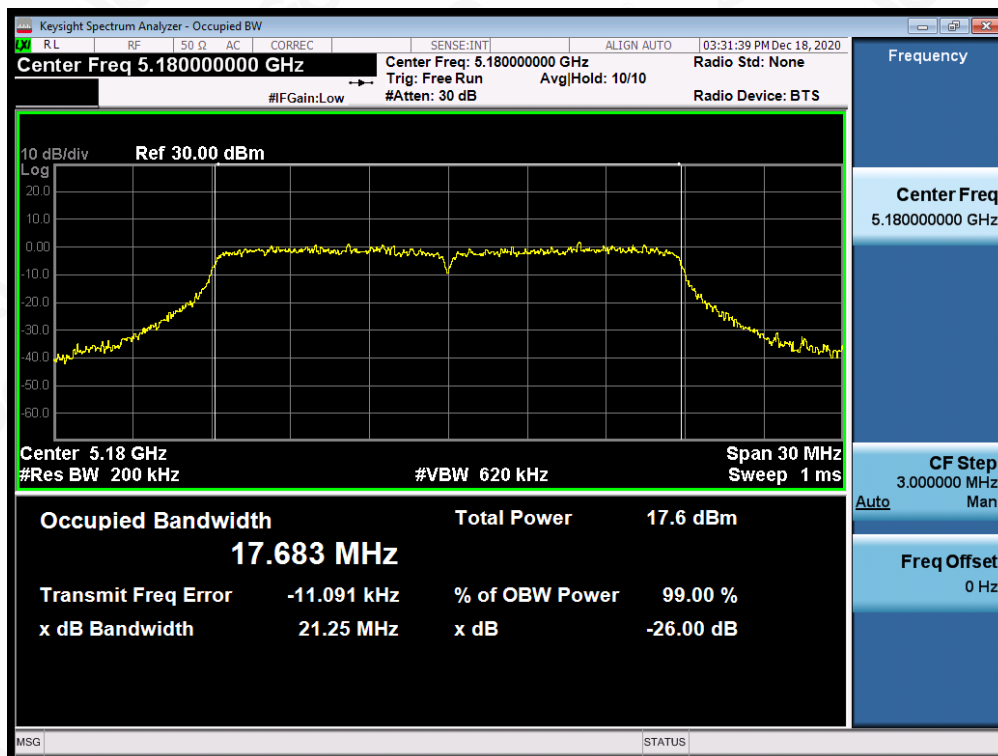


TEST PLOT OF BANDWIDTH FOR 5700MHZ



802.11n20 TEST RESULT

TEST PLOT OF BANDWIDTH FOR 5180MHZ



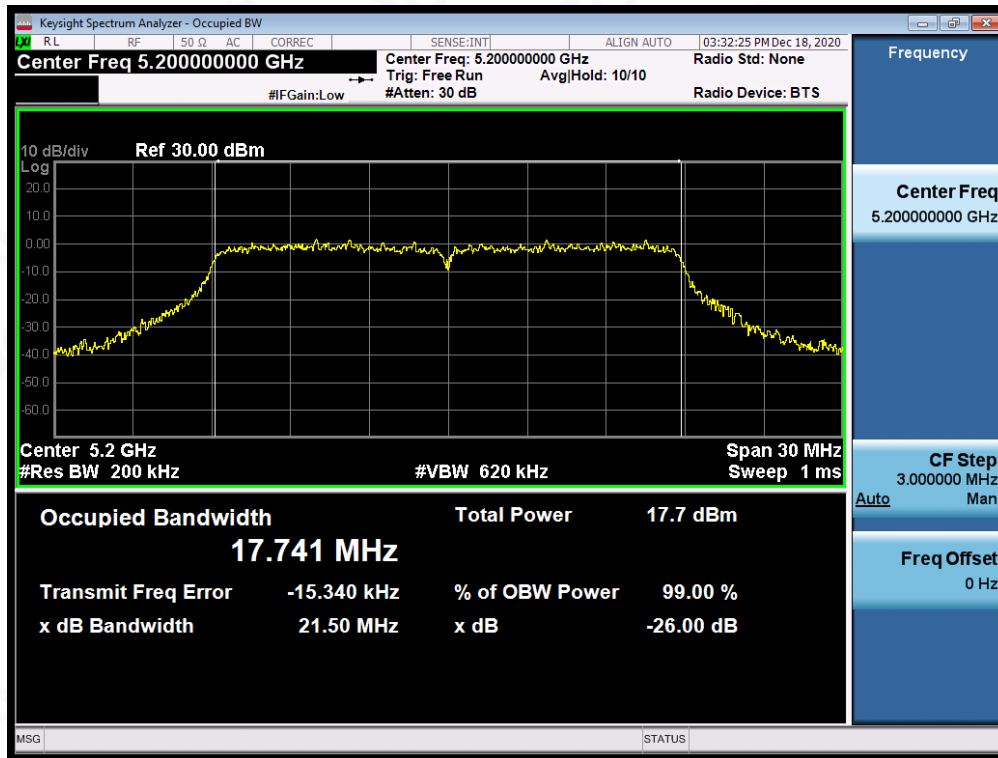
Any report having not been signed by authorized approver, or having been altered without authorization, or having not been stamped by the "Dedicated Testing/Inspection Stamp" is deemed to be invalid. Copying or excerpting portion of, or altering the content of the report is not permitted without the written authorization of AGC. The test results presented in the report apply only to the tested sample. Any objections to report issued by AGC should be submitted to AGC within 15 days after the issuance of the test report. Further enquiry of validity or verification of the test report should be addressed to AGC by agc@agc-cert.com.

Attestation of Global Compliance(Shenzhen)Co., Ltd  
Attestation of Global Compliance(Shenzhen)Std & Tech Co., Ltd  
Tel: +86-755 2523 4088 E-mail: agc@agc-cert.com Web: http://cn.agc-cert.com/

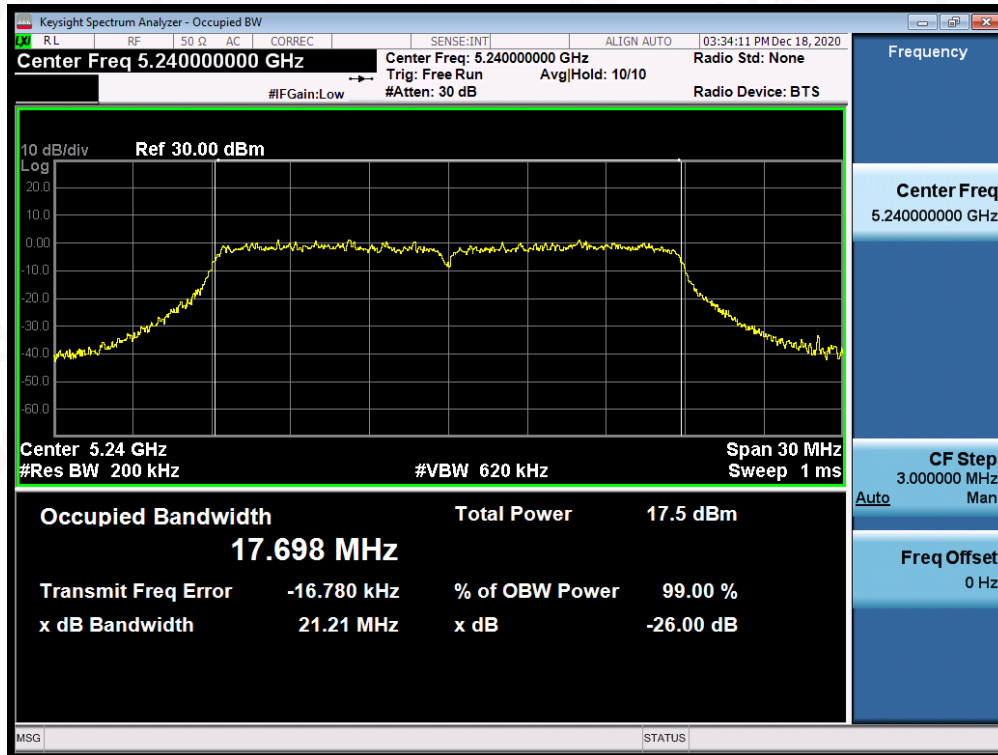




### TEST PLOT OF BANDWIDTH FOR 5200MHZ



### TEST PLOT OF BANDWIDTH FOR 5240MHZ

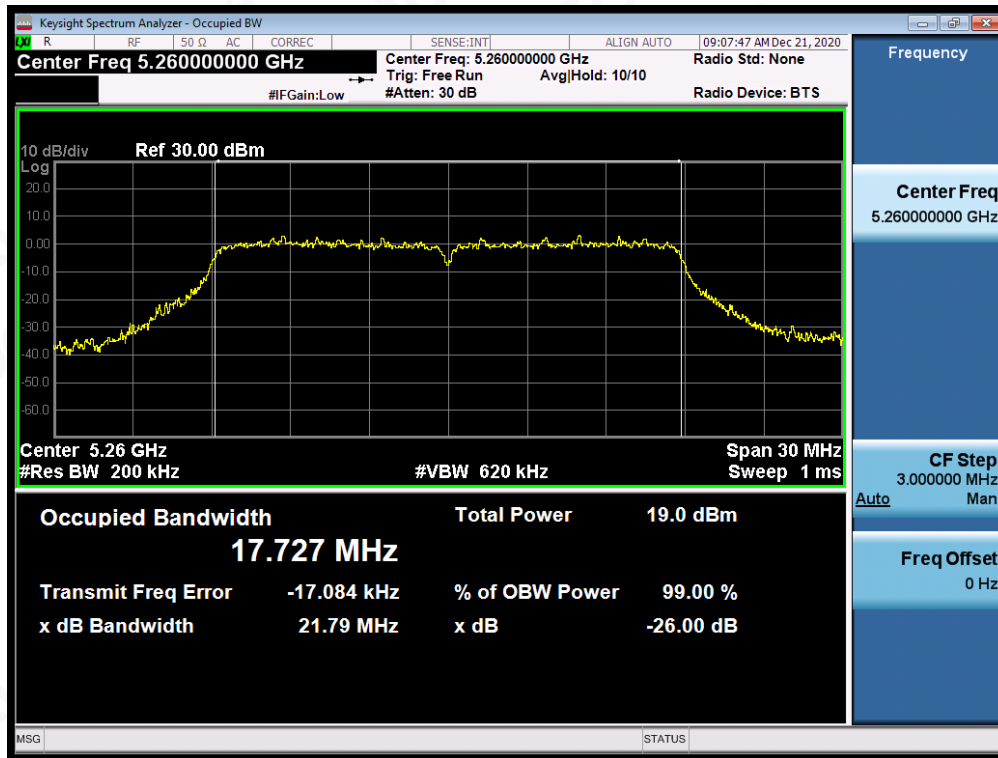


Any report having not been signed by authorized approver, or having been altered without authorization, or having not been stamped by the "Dedicated Testing/Inspection Stamp" is deemed to be invalid. Copying or excerpting portion of, or altering the content of the report is not permitted without the written authorization of AGC. The test results presented in the report apply only to the tested sample. Any objections to report issued by AGC should be submitted to AGC within 15 days after the issuance of the test report. Further enquiry of validity or verification of the test report should be addressed to AGC by agc@agc-cert.com.

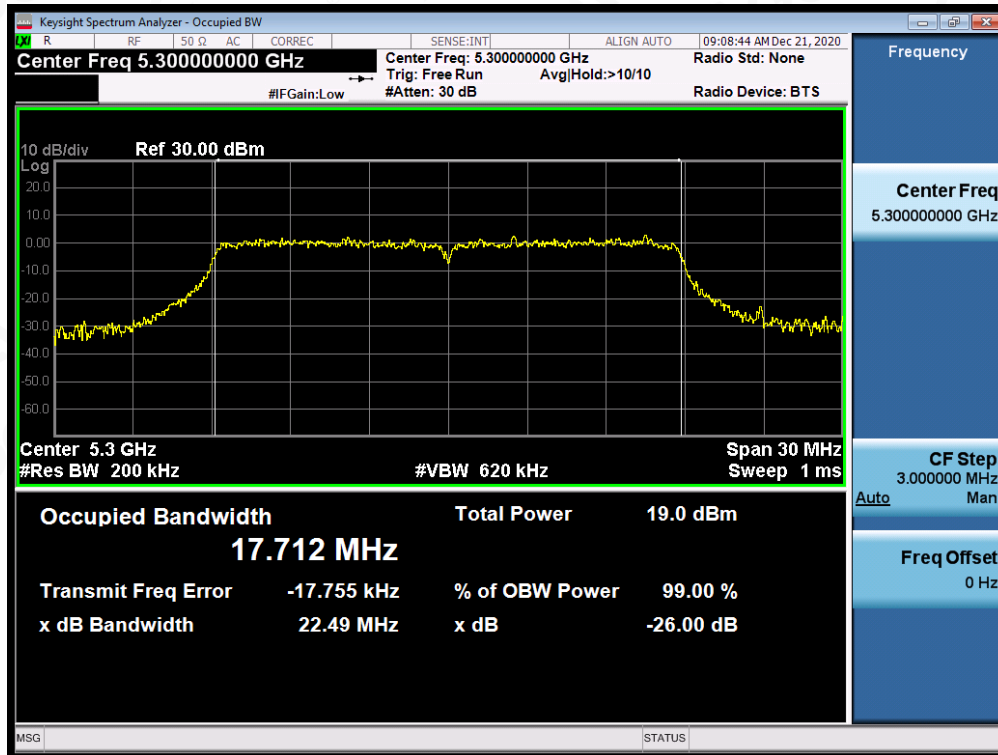
Attestation of Global Compliance(Shenzhen)Co., Ltd  
Attestation of Global Compliance(Shenzhen)Std & Tech Co., Ltd  
Tel: +86-755 2523 4088 E-mail: agc@agc-cert.com Web: http://cn.agc-cert.com/



TEST PLOT OF BANDWIDTH FOR 5260MHZ



TEST PLOT OF BANDWIDTH FOR 5300MHZ

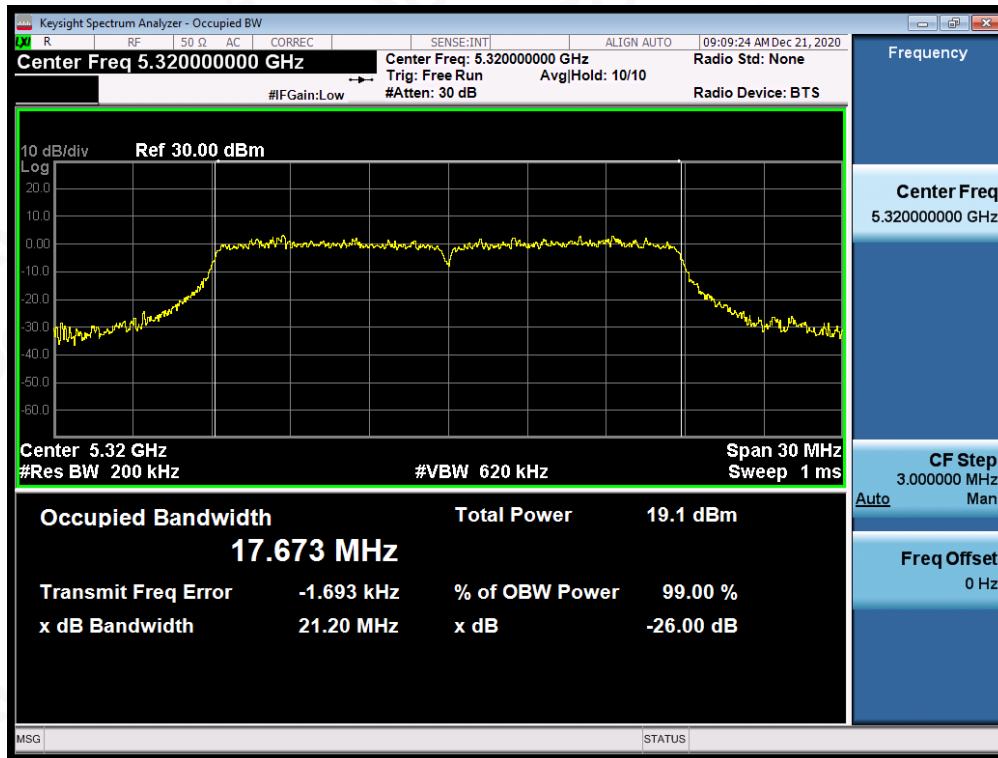


Any report having not been signed by authorized approver, or having been altered without authorization, or having not been stamped by the "Dedicated Testing/Inspection Stamp" is deemed to be invalid. Copying or excerpting portion of, or altering the content of the report is not permitted without the written authorization of AGC. The test results presented in the report apply only to the tested sample. Any objections to report issued by AGC should be submitted to AGC within 15 days after the issuance of the test report. Further enquiry of validity or verification of the test report should be addressed to AGC by agc@agc-cert.com.

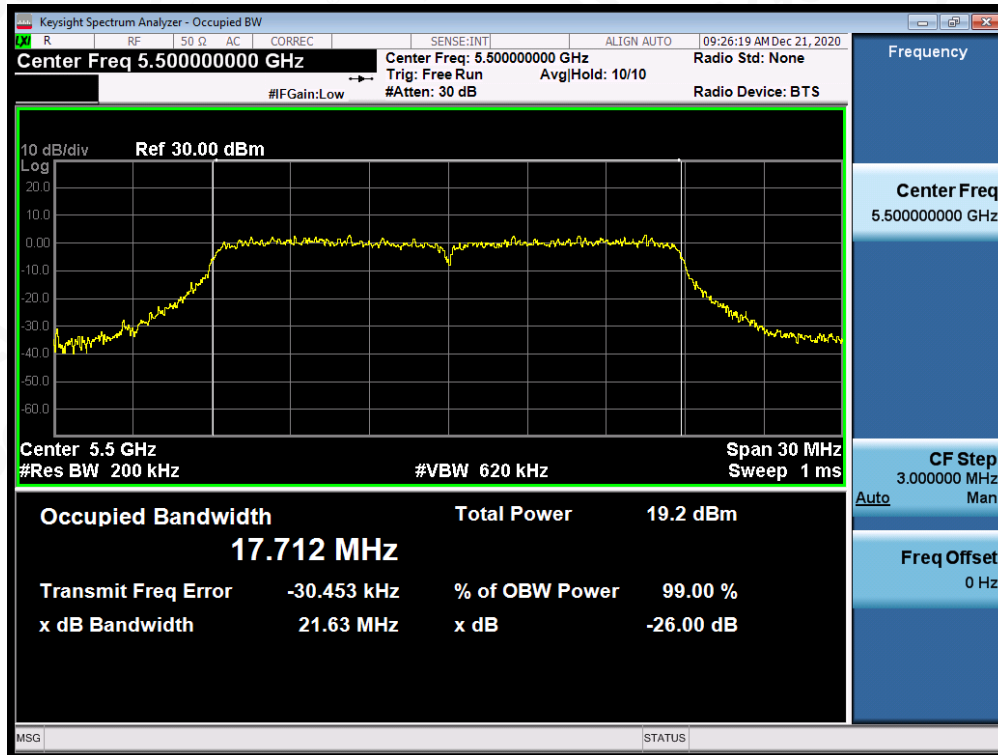
Attestation of Global Compliance(Shenzhen)Co., Ltd  
Attestation of Global Compliance(Shenzhen)Std & Tech Co., Ltd  
Tel: +86-755 2523 4088 E-mail: agc@agc-cert.com Web: http://cn.agc-cert.com/



TEST PLOT OF BANDWIDTH FOR 5320MHZ



TEST PLOT OF BANDWIDTH FOR 5500MHZ

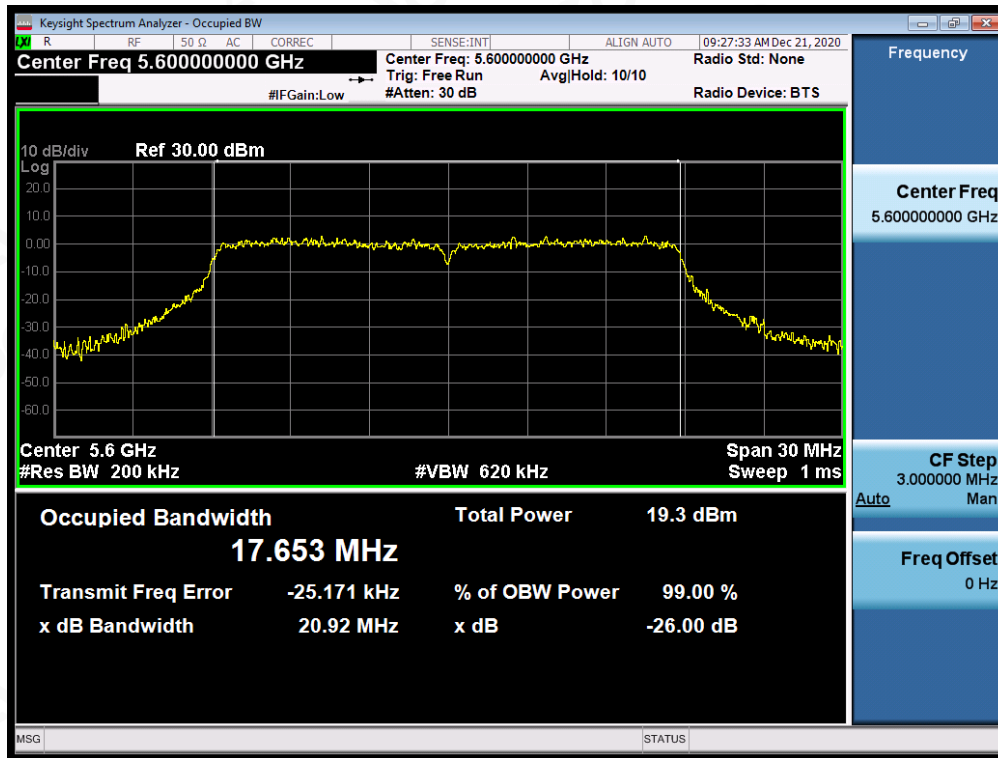


Any report having not been signed by authorized approver, or having been altered without authorization, or having not been stamped by the "Dedicated Testing/Inspection Stamp" is deemed to be invalid. Copying or excerpting portion of, or altering the content of the report is not permitted without the written authorization of AGC. The test results presented in the report apply only to the tested sample. Any objections to report issued by AGC should be submitted to AGC within 15 days after the issuance of the test report. Further enquiry of validity or verification of the test report should be addressed to AGC by agc@agc-cert.com.

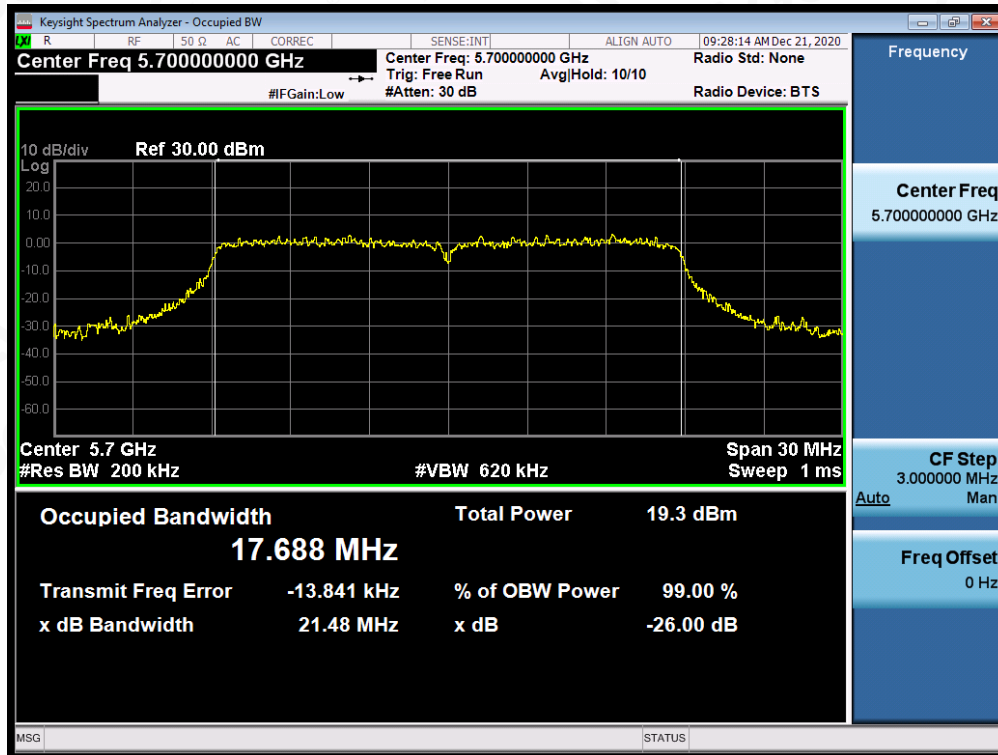
Attestation of Global Compliance(Shenzhen)Co., Ltd  
Attestation of Global Compliance(Shenzhen)Std & Tech Co., Ltd  
Tel: +86-755 2523 4088 E-mail: agc@agc-cert.com Web: http://cn.agc-cert.com/



TEST PLOT OF BANDWIDTH FOR 5600MHZ



TEST PLOT OF BANDWIDTH FOR 5700MHZ



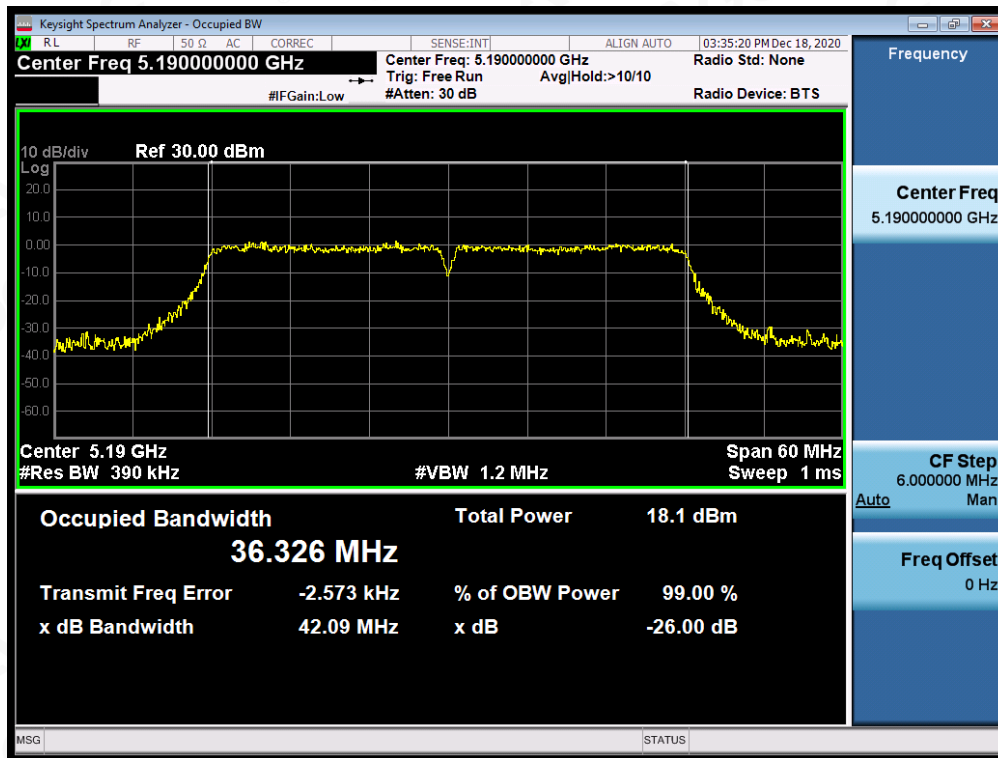
Any report having not been signed by authorized approver, or having been altered without authorization, or having not been stamped by the "Dedicated Testing/Inspection Stamp" is deemed to be invalid. Copying or excerpting portion of, or altering the content of the report is not permitted without the written authorization of AGC. The test results presented in the report apply only to the tested sample. Any objections to report issued by AGC should be submitted to AGC within 15 days after the issuance of the test report. Further enquiry of validity or verification of the test report should be addressed to AGC by agc@agc-cert.com.

Attestation of Global Compliance(Shenzhen)Co., Ltd  
Attestation of Global Compliance(Shenzhen)Std & Tech Co., Ltd  
Tel: +86-755 2523 4088 E-mail: agc@agc-cert.com Web: http://cn.agc-cert.com/

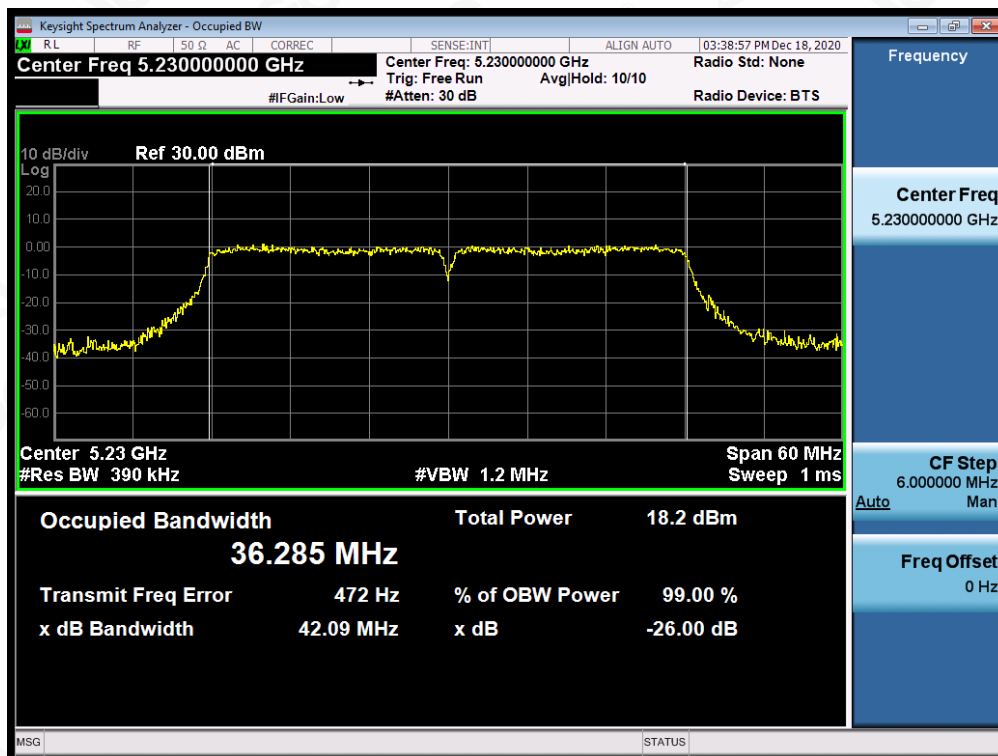


### 802.11n40 TEST RESULT

#### TEST PLOT OF BANDWIDTH FOR 5190MHz



#### TEST PLOT OF BANDWIDTH FOR 5230MHz



Any report having not been signed by authorized approver, or having been altered without authorization, or having not been stamped by the "Dedicated Testing/Inspection Stamp" is deemed to be invalid. Copying or excerpting portion of, or altering the content of the report is not permitted without the written authorization of AGC. The test results presented in the report apply only to the tested sample. Any objections to report issued by AGC should be submitted to AGC within 15 days after the issuance of the test report. Further enquiry of validity or verification of the test report should be addressed to AGC by agc@agc-cert.com.

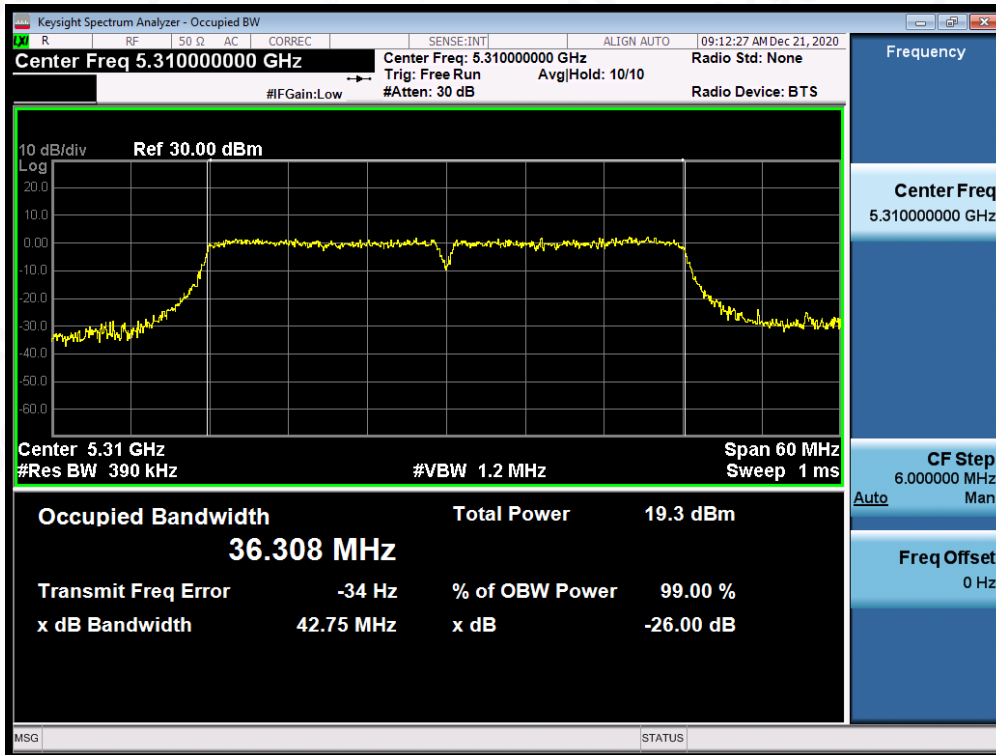
Attestation of Global Compliance(Shenzhen)Co., Ltd  
Attestation of Global Compliance(Shenzhen)Std & Tech Co., Ltd  
Tel: +86-755 2523 4088 E-mail: agc@agc-cert.com Web: http://cn.agc-cert.com/



### TEST PLOT OF BANDWIDTH FOR 5270MHZ



### TEST PLOT OF BANDWIDTH FOR 5310MHZ



Any report having not been signed by authorized approver, or having been altered without authorization, or having not been stamped by the "Dedicated Testing/Inspection Stamp" is deemed to be invalid. Copying or excerpting portion of, or altering the content of the report is not permitted without the written authorization of AGC. The test results presented in the report apply only to the tested sample. Any objections to report issued by AGC should be submitted to AGC within 15 days after the issuance of the test report. Further enquiry of validity or verification of the test report should be addressed to AGC by agc@agc-cert.com.

Attestation of Global Compliance(Shenzhen)Co., Ltd  
Attestation of Global Compliance(Shenzhen)Std & Tech Co., Ltd  
Tel: +86-755 2523 4088 E-mail: agc@agc-cert.com Web: http://cn.agc-cert.com/

