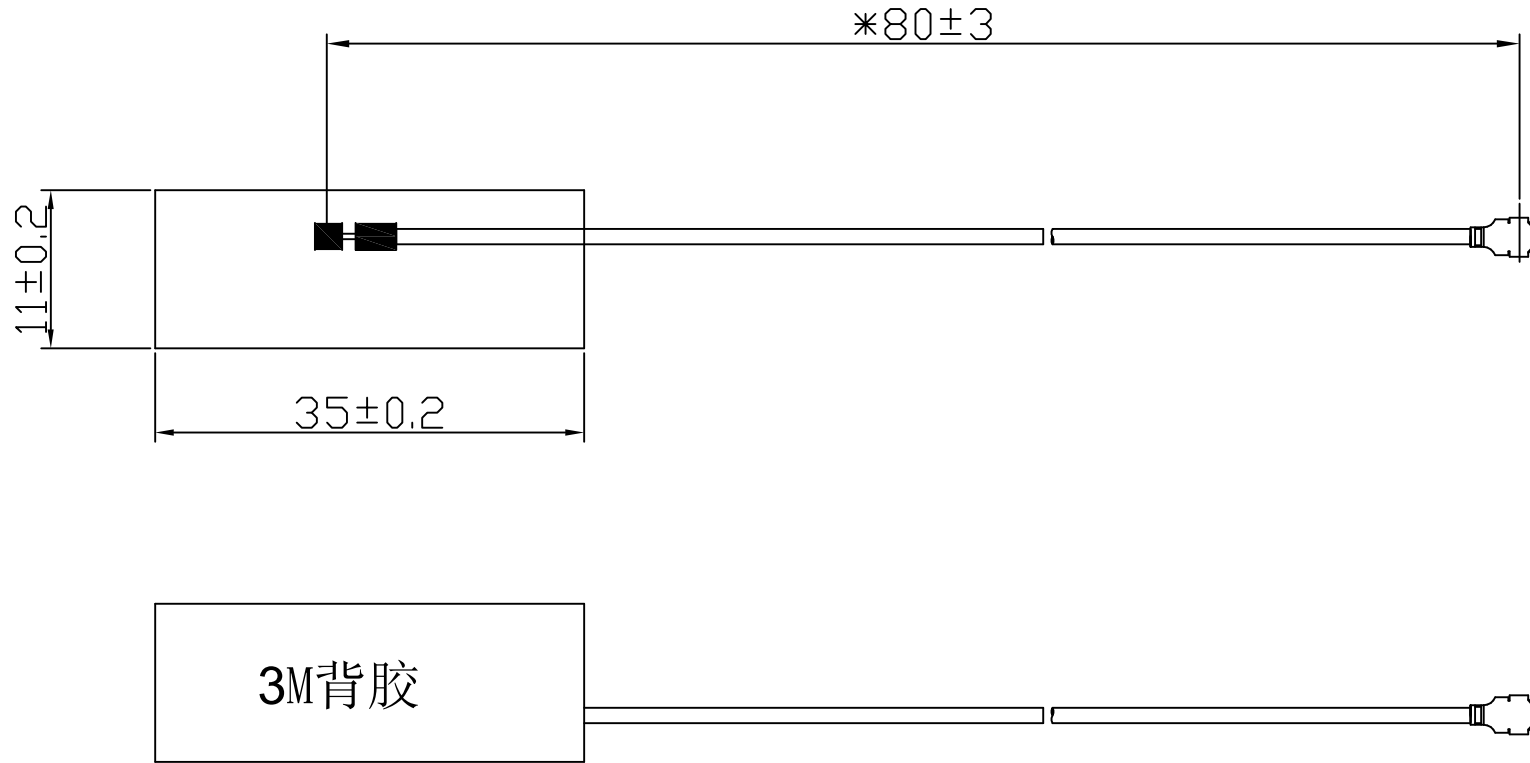


承认书项目表

NO.	内容 (Contents)	页数 (Number of Page)	页码 (Page Code)
1	承认书封面 (Spec Cover)	1	1
2	承认书项目表 (Spec Item)	1	2
3	工程成品图 (Drawing)	1	3
4	电性测试报告 (Test Reports)	1	4
5	S 参数测试 (S Parameter)	1	5
6	增益测试 (Gain Test)	1	6
7			
8			
9			
10	-	-	-
11	-	-	-
12	-	-	-

SIGN	DATE	DESCRIPTION	APPROVER
△			
△			
△			



3M背胶

Note:

- 1.Take " * "is the important dimension.
- 2.Tolerance:Unmarked tolerance refer to the standard tolerance please.

东莞脉讯电子有限公司

3	FW3511	FPCB	FPCB 35*11mm	1
2	R-CB-113B	Cable	O.D. 1.13mm Black	1
1	CI-113	Connector	Mini Connector	1
No.	Part Number	Name	Material	Q'ty

TITLE:ANTENNA				
PART NO.: FW3511-113B-IX080			DWG NAME:FW3511-113B-IX080.DWG	
APPROVED BY	CHECKED BY	DESIGNED BY		Tolerance
jeff 2023-03-07	leon 2023-03-07	YD 2023-03-07	UNITS: mm	X.X ±0.20
			SCALE: 1/1	X.XX ±0.10
			REVISION: A	X° ±3°

电性测试报告

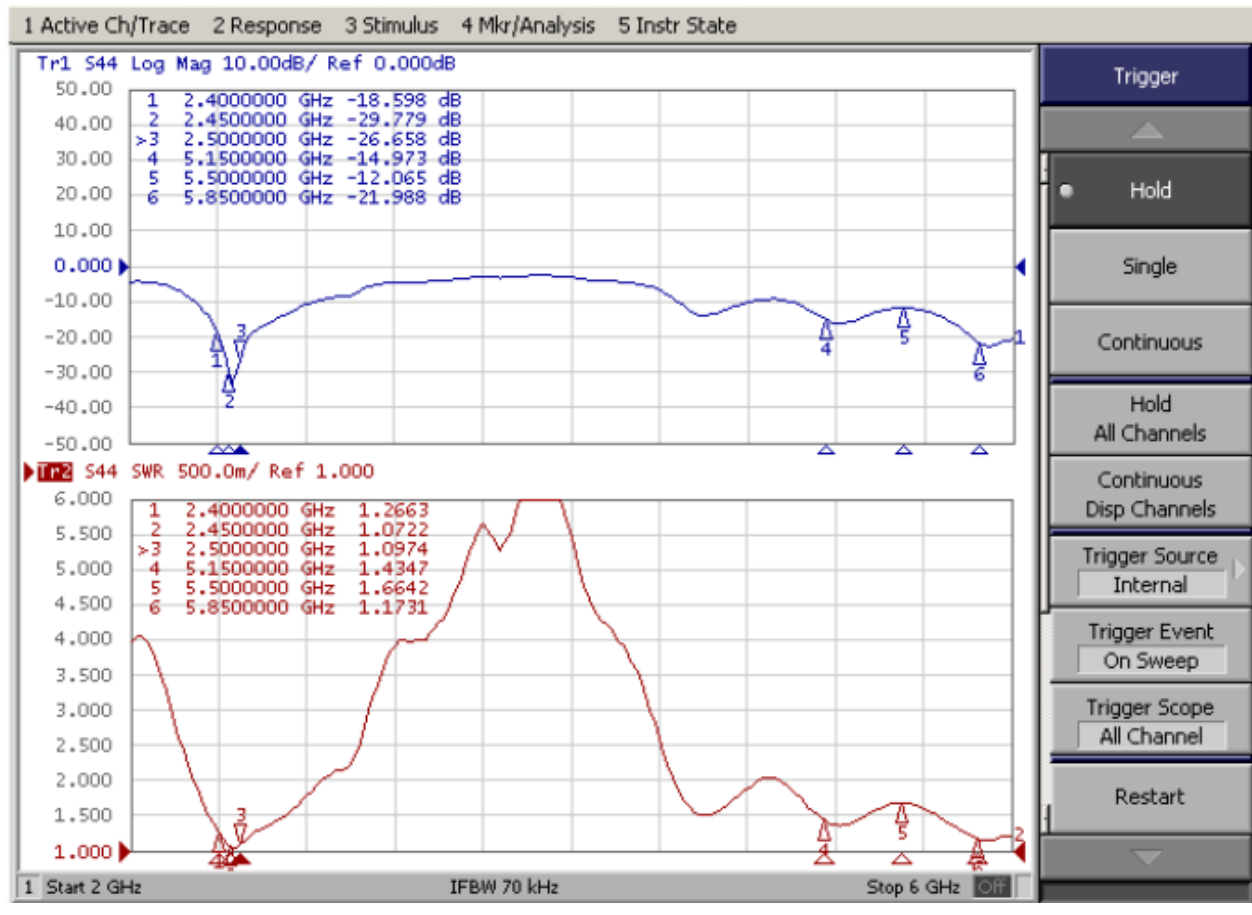
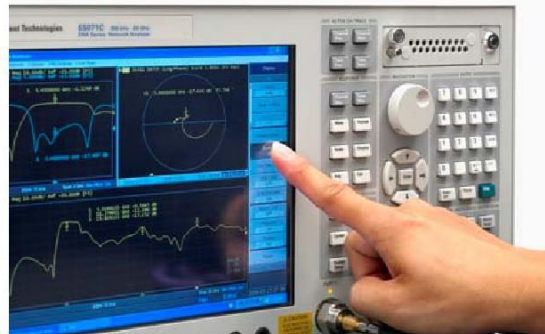
Test Reports

Sample Photo	
A. Electrical Characteristics	
Frequency	2400 ~ 2500MHz
S.W.R.	≤ 2.5
Antenna Gain	$5.0 \pm 0.7\text{dBi}$
Impedance	50 Ohm Nominal
Return Loss	-10 dB Max
Radiation	Omni-directional
Cable Loss	2.0 dB / m Max @ 2000 MHz
Polarization	Linear, Vertical
Admitted Power	1 W
Connector	13
Physical Properties	
Antenna Material	FPCB
Cable Type	O.D. 1.13mm // 80 mm
Operating Temp.	-35 ~ +60 °C
Storage Temp.	-35 ~ +70 °C

S 参数测试

S Parameter Test

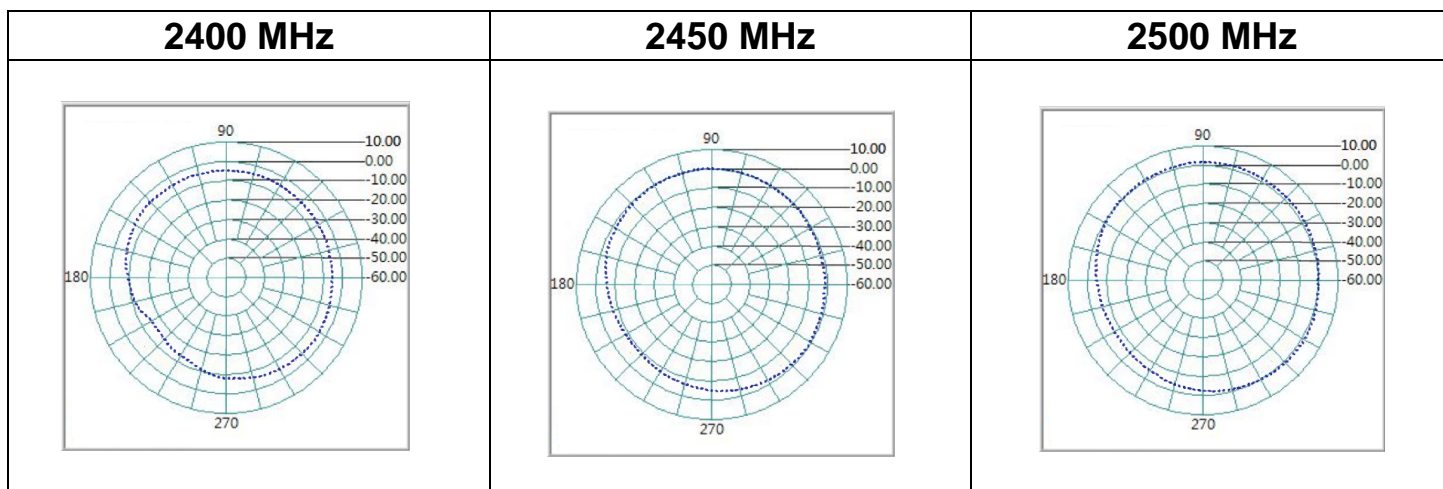
Agilent E5071C



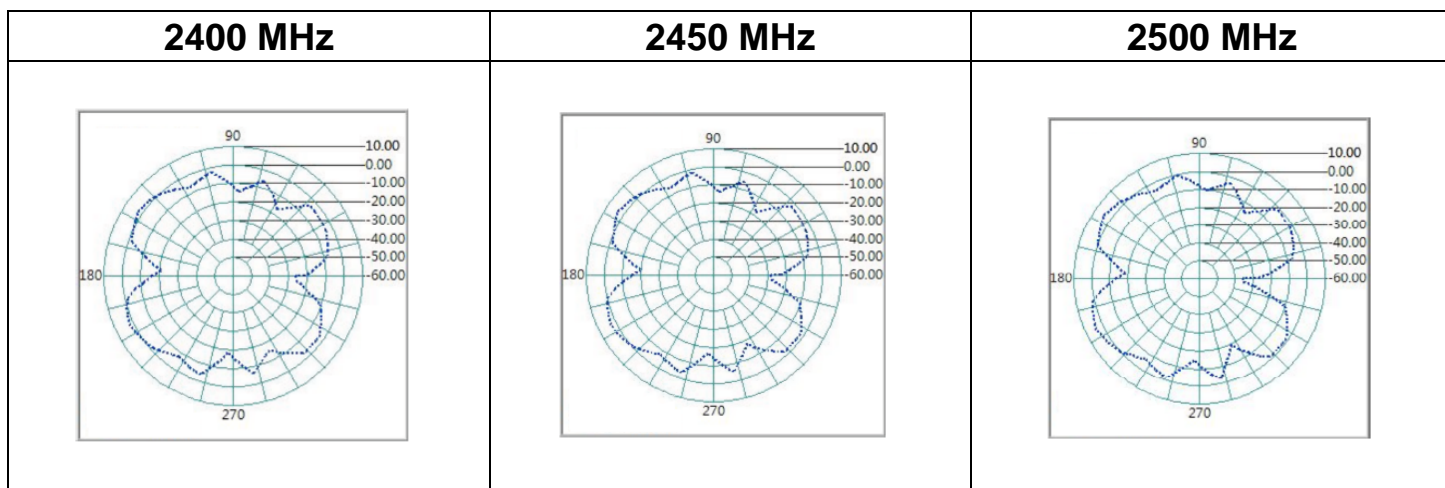
Product Name: Antenna

5. Antenna - Radiation Pattern Test Data

XY-PLANE



XZ-PLANE



YZ-PLANE

