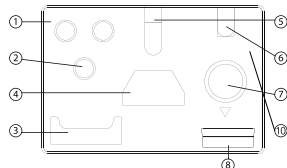


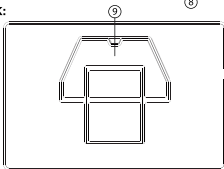
MagClick® Fast Wireless Charging Desk Organizer

Instruction Manual
7143-34GY

FRONT:



BACK:



Functions:

1. Magnetic Clip Board
2. Magnetic Dock
3. Magnetic Foldable Accessory Holder
4. Magnetic Card Holder
5. Magnetic Pen Clip
6. Magnetic Cable Clip
7. Fast Wireless Charging Surface w/ Built-in MagClick®
8. Magnetic Phone Stand
9. Desk Organizer Stand
10. LED Indicator

What's included:

- 1 x Desk Organizer
- 3 x Magnetic Dock
- 1 x Magnetic Foldable Accessory Holder
- 1 x Magnetic Card Holder
- 1 x Magnetic Pen Clip
- 1 x Magnetic Cable Clip
- 1 x Magnetic Phone Stand
- 1 x USB to Type-C Cable
- 1 x Instruction Manual

Tech Specifications

- Type-C Input: 9V/2A
- Wireless Output: 5W / 7.5W/ 10W

Instructions:

1. Wireless Charging Mobile phones and other electronic devices:

- Connect the provided Type-C cable to the Type-C input port on the wireless charging side of the desk organizer, then connect the USB end of the cable to a power source. LED indicator will flash red for 2 seconds then stay red when wireless charging standby.
- Place the wireless charging supported device on the wireless charging surface(7), using the MagClick® function. indicator will glow blue in charging.
- **If the device does not support MagClick®:**
- Using the magnetic phone stand(8) adjust the device to the required height, phone will begin to charge automatically once placed in the correct location.
- Once fully charged remove the device.
- * *Note: When wireless charging, if the LED indicator flashes blue the device is either NOT a wireless charging device or there is an object between the device and charging surface interfering with the charging process.*

2. Magnetic Accessories



- Using appropriate accessory to DIY/organize your belongings.

SAFETY PRECAUTIONS:

- **WARNING-**When using this product, basic precautions should always be followed:
 1. Read all the instructions before use.
 2. Never store or use this product in temperatures below 32°F(0°C) or above 115°F(45°C).
 3. Do not overcharge your phone. The unit may become hot under excessive use. Remove your phone once it is fully charged. Never charge your phone for more than 7 hours at a time.
 4. To reduce the risk of injury, close supervision is required when the product is used near children.
 5. Do not expose the device to moisture.
 6. Do not use the device in excess of its output rating. Overload outputs above the rating may result in a risk of fire or injury
 7. Do not use the device if damaged or modified.
 8. Do not disassemble the device. For repairs, seek a qualified service professional. incorrect reassembly may result in a risk of fire or injury.
 9. Do not expose the device to fire or excessive temperature. Exposure to fire or temperatures above 104°F may cause explosion.
 10. Ensure that qualified service professionals use only identical replacement parts to ensure product safety.
 11. Attachments on the back of your phone can impede the effectiveness of the wireless charger, and lead to overheating.
 12. Please remove any attachments from the phone before charging on this device, attachments can interfere with wireless charging and lead to over heating.
 13. The strong magnetic fields of neodymium magnets can damage items such as television, computer monitors, credit cards, bank cards, computers, diskettes and other data carriers, video tapes, mechanical

watches, hearing aids, loud speakers and VCRs. Pace-makers may be damaged or switch to "Test Mode" in the presence of a strong magnetic force, if a pace-maker or other electrical body implant is in use, keep a minimum of 3 feet distance.

FC
MADE IN CHINA



FSC 2.8 mm

165.1*94mm

FCC statement:

This device complies with Part 15 of the FCC rules. Operation is subject to the following two conditions: 1) this device may not cause harmful interference, and 2) this device must accept any interference received, including interference that may cause undesired operation.

Note: This equipment has been tested and found to comply with the limits for a Class B digital device, pursuant to part 15 of the FCC Rules. These limits are designed to provide reasonable protection against harmful interference in a residential installation.

This equipment generates uses and can radiate radio frequency energy and, if not installed and used in accordance with the instructions, may cause harmful interference to radio communications. However, there is no guarantee that interference will not occur in particular installation. If this equipment does cause harmful interference to radio or television reception, which can be determined by turning the equipment off and on, the user is encouraged to try to correct the interference by one or more of the following measures:

- Reorient or relocate the receiving antenna.
- Increase the separation between the equipment and receiver.
- Connect the equipment into an outlet on a circuit different from that to which the receiver is connected.
- Consult the dealer or an experienced radio/TV technician for help.

Changes or modifications not expressly approved by the party responsible for compliance could void the user's authority to operate the equipment.

Radiation Exposure Statement

This device complies with FCC RF radiation exposure limits set forth for an uncontrolled environment. This transmitter must not be co-located or operating in conjunction with any other antenna or transmitter. During the operation of device a distance of 15 cm surrounding the device and 20 cm above the top surface of the device must be respected.