

## Appendix C. Setup Photographs


### <Radiated Emission>

Y Plane for LTE Cat 1 Band 12

LF




HF



Z Plane for LTE Cat 1 Band 2, 4


LF



HF



SHF



————THE END————