

## System Check\_Head\_750MHz

### DUT: D750V3-1107

Communication System: CW; Frequency: 750 MHz; Duty Cycle: 1:1

Medium: HSL\_750\_210729 Medium parameters used:  $f = 750$  MHz;  $\sigma = 0.883$  S/m;  $\epsilon_r = 43.146$ ;  $\rho = 1000$  kg/m<sup>3</sup>

Ambient Temperature : 23.5 °C ; Liquid Temperature : 22.5 °C

### DASY5 Configuration

- Probe: EX3DV4 - SN3976; ConvF(10.6, 10.6, 10.6) @ 750 MHz; Calibrated: 2021/1/27
- Sensor-Surface: 1.4mm (Mechanical Surface Detection)
- Electronics: DAE4 Sn699; Calibrated: 2021/2/16
- Phantom: SAM\_Right; Type: QD000P40CB; Serial: 1150
- Measurement SW: DASY52, Version 52.10 (4); SEMCAD X Version 14.6.14 (7483)

**Pin=50mW/Area Scan (61x61x1):** Interpolated grid: dx=1.500 mm, dy=1.500 mm

Maximum value of SAR (interpolated) = 0.519 W/kg

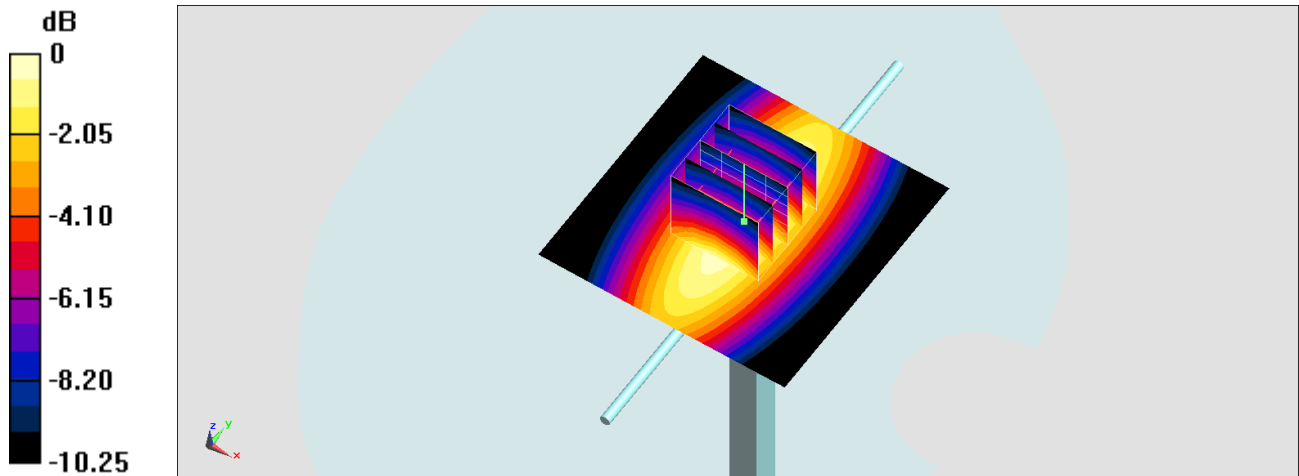
**Pin=50mW/Zoom Scan (5x5x7)/Cube 0:** Measurement grid: dx=8mm, dy=8mm, dz=5mm

Reference Value = 25.16 V/m; Power Drift = -0.07 dB

Peak SAR (extrapolated) = 0.588 W/kg

**SAR(1 g) = 0.388 W/kg; SAR(10 g) = 0.256 W/kg**

Maximum value of SAR (measured) = 0.520 W/kg



0 dB = 0.520 W/kg = -2.84 dBW/kg

## System Check\_Head\_1750MHz

### DUT: D1750V2-1112

Communication System: CW; Frequency: 1750 MHz; Duty Cycle: 1:1

Medium: HSL\_1750\_210729 Medium parameters used:  $f = 1750$  MHz;  $\sigma = 1.376$  S/m;  $\epsilon_r = 40.984$ ;  $\rho = 1000$  kg/m<sup>3</sup>

Ambient Temperature : 23.5 °C; Liquid Temperature : 22.5 °C

### DASY5 Configuration

- Probe: EX3DV4 - SN3976; ConvF(8.68, 8.68, 8.68) @ 1750 MHz; Calibrated: 2021/1/27
- Sensor-Surface: 1.4mm (Mechanical Surface Detection)
- Electronics: DAE4 Sn699; Calibrated: 2021/2/16
- Phantom: SAM\_Right; Type: QD000P40CB; Serial: 1150
- Measurement SW: DASY52, Version 52.10 (4); SEMCAD X Version 14.6.14 (7483)

**Pin=50mW/Area Scan (61x61x1):** Interpolated grid: dx=1.500 mm, dy=1.500 mm

Maximum value of SAR (interpolated) = 2.80 W/kg

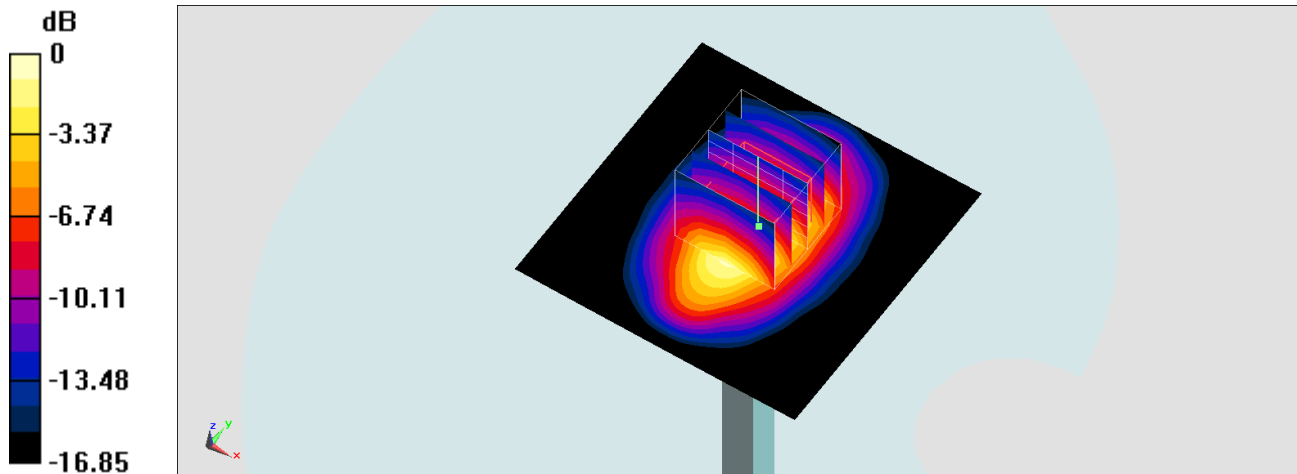
**Pin=50mW/Zoom Scan (5x5x7)/Cube 0:** Measurement grid: dx=8mm, dy=8mm, dz=5mm

Reference Value = 46.46 V/m; Power Drift = -0.12 dB

Peak SAR (extrapolated) = 3.25 W/kg

**SAR(1 g) = 1.84 W/kg; SAR(10 g) = 0.991 W/kg**

Maximum value of SAR (measured) = 2.76 W/kg



0 dB = 2.76 W/kg = 4.41 dBW/kg

## System Check\_Head\_1900MHz

### DUT: D1900V2-5d041

Communication System: CW; Frequency: 1900 MHz; Duty Cycle: 1:1

Medium: HSL\_1900\_210729 Medium parameters used:  $f = 1900$  MHz;  $\sigma = 1.392$  S/m;  $\epsilon_r = 40.731$ ;  $\rho = 1000$  kg/m<sup>3</sup>

Ambient Temperature : 23.5 °C; Liquid Temperature : 22.5 °C

### DASY5 Configuration

- Probe: EX3DV4 - SN3976; ConvF(8.4, 8.4, 8.4) @ 1900 MHz; Calibrated: 2021/1/27
- Sensor-Surface: 1.4mm (Mechanical Surface Detection)
- Electronics: DAE4 Sn699; Calibrated: 2021/2/16
- Phantom: SAM\_Right; Type: QD000P40CB; Serial: 1150
- Measurement SW: DASY52, Version 52.10 (4); SEMCAD X Version 14.6.14 (7483)

**Pin=50mW/Area Scan (61x61x1):** Interpolated grid: dx=1.500 mm, dy=1.500 mm

Maximum value of SAR (interpolated) = 3.01 W/kg

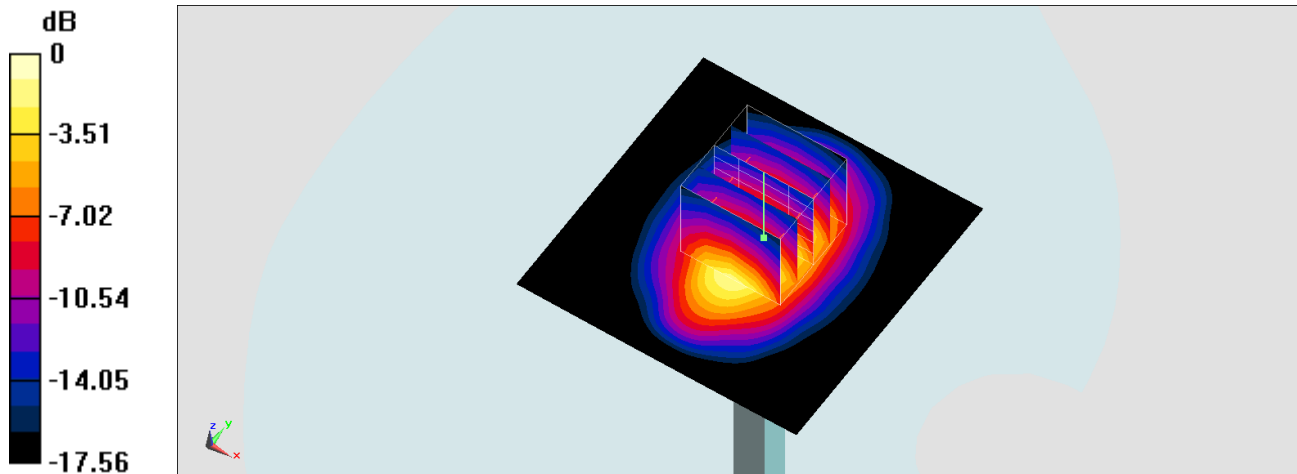
**Pin=50mW/Zoom Scan (5x5x7)/Cube 0:** Measurement grid: dx=8mm, dy=8mm, dz=5mm

Reference Value = 47.29 V/m; Power Drift = -0.03 dB

Peak SAR (extrapolated) = 3.52 W/kg

**SAR(1 g) = 1.96 W/kg; SAR(10 g) = 1.04 W/kg**

Maximum value of SAR (measured) = 2.98 W/kg



0 dB = 2.98 W/kg = 4.74 dBW/kg