

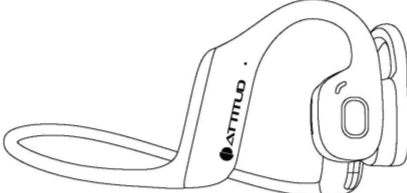
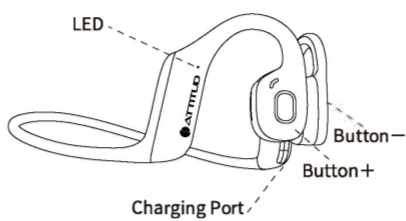
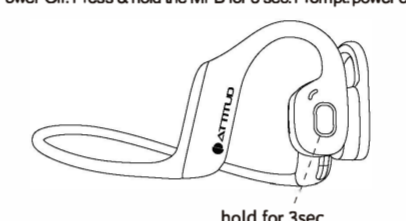
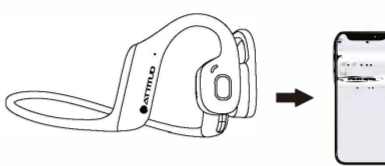

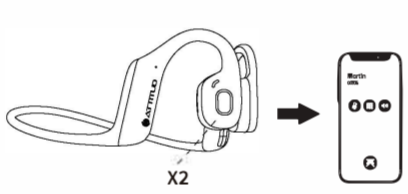
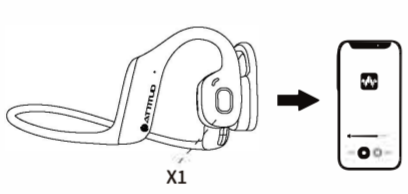
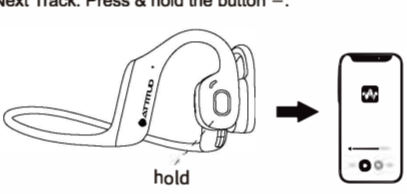
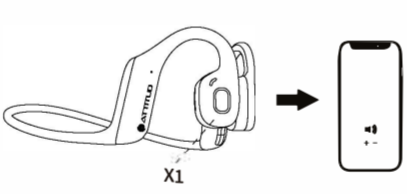
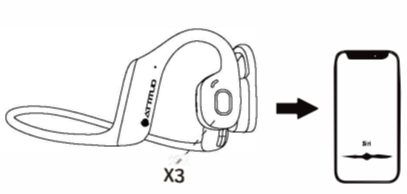
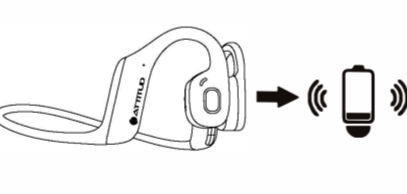
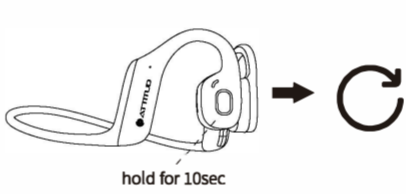
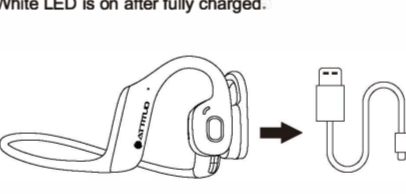


<p align="center"><b>Bluetooth headset</b> User Manual</p> <p><b>FCC Warning Statement</b> Changes or modifications not expressly approved by the party responsible for compliance could void the user's authority to operate the equipment. This equipment has been tested and found to comply with the limits for a Class B digital device, pursuant to Part 15 of the FCC Rules. These limits are designed to provide reasonable protection against harmful interference in a residential installation. This equipment generates uses and can radiate radio frequency energy and, if not installed and used in accordance with the instructions, may cause harmful interference to radio communications. However, there is no guarantee that interference will not occur in a particular installation. If this equipment does cause harmful interference to radio or television reception, which can be determined by turning the equipment off and on, the user is encouraged to try to correct the interference by one or more of the following measures:</p> <ul style="list-style-type: none"> <li>- - Reorient or relocate the receiving antenna.</li> <li>- - Increase the separation between the equipment and receiver.</li> <li>- - Connect the equipment into an outlet on a circuit different from that to which the receiver is connected.</li> <li>- - Consult the dealer or an experienced radio/TV technician for help.</li> </ul>	<p><b>How to Wear</b></p>  <p><b>What's in the Box</b></p>  <p>OPENEAR Septette X1    Manual X1    USB Cable X1</p>	<p><b>Specifications</b></p> <p>Model: EARSPOINT Type: Bluetooth headset BT Version: 5.0 Frequency: 20Hz-20kHz Connection: ≈15m Microphone: -38dB Battery: 150mAh Play Time: ≈5.5h(80%volume) Charging Time: ≈2h Charging Voltage: DC 5V</p> 	<p><b>Button Control</b></p>  <p><b>Power On/Off</b></p> <p>Power On: Press &amp; hold the MFB for 3 sec, white &amp; green led flash. Prompt: power on pairing. Power Off: Press &amp; hold the MFB for 3 sec. Prompt: power off.</p>  <p>hold for 3sec</p>	<p><b>BT Connection</b></p> <p>Select "Earsport" in BT menu to connect. Prompt: connected.</p>  <p><b>Answer/Hang Up A Call</b></p> <p>Click the MFB once.</p>  <p>X2</p>
<p><b>Reject A Call</b></p> <p>Double click the MFB.</p>  <p>X2</p> <p><b>Play/Pause Music</b></p> <p>Click the MFB once.</p>  <p>X1</p>	<p><b>Previous/Next Track</b></p> <p>Previous Track: Press &amp; hold the button +. Next Track: Press &amp; hold the button -.</p>  <p>hold</p> <p><b>Volume Up/Down</b></p> <p>Volume Up: Click the button + once. Volume Down: Click the button - once.</p>  <p>X1</p>	<p><b>Voice Command</b></p> <p>Quick triple click the MFB.</p>  <p>X3</p> <p><b>Low Battery</b></p> <p>When battery is lower than 10%, prompt: battery low.</p> 	<p><b>Restore Factory Setting</b></p> <p>Under power-off mode, press and hold the MFB for 10sec.</p>  <p>hold for 10sec</p> <p><b>Charge</b></p> <p>Please use DC 5V adapter for charging. Green LED is on during charging. White LED is on after fully charged.</p> 	<p><b>Attentions</b></p> <ol style="list-style-type: none"> <li>1.Listening to loud music for a long time may cause discomfort,please use medium volume if possible.Donot use high volume for long periods of time.</li> <li>2.Using headphones will affect your perception of the surrounding environment. Pay more attention when using headphones.</li> <li>3. Do not remove or modify the headphone,as this may cause damage or burn out.</li> <li>4. Do not throw,twist on headphones or put them into a fire.</li> <li>5.Keep it away from fire,hydration and high pressure equipment.</li> <li>6.Not suitable for children under 10-year-old containing small parts.</li> <li>7.Do not classify it as household waste. Please send it to the local electrical equipment recycling station.</li> </ol> <p>Note:The company does not assume any responsibility for the loss of personal property caused by the violation of the above warnings.</p>

**User Manual size : 60\*90mm**