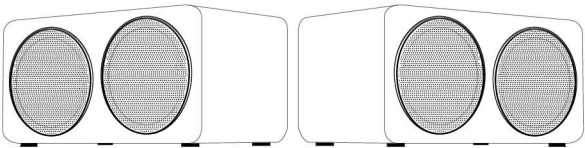


Speakers manual size : 10.62in x 5.11in
Cover : 3.54in x 5.11in



WOODEN BLUETOOTH STEREO SPEAKERS



Features

- High quality stereo sound.
- Bluetooth Connection, you can connect your phone with 3.5mm plug cable or Bluetooth.
- Able to use main speaker (the one with on / off button) individually or use cable (included) to connect both speakers to enjoy louder sound.

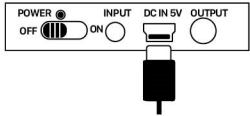
Specification

- Output Power: 5W x4
- Bluetooth Solution: V4.1
- Charge Type: Via Mini USB
- Charging Time: around 4.5 hours
- 3.5mm Aux In Jack
- Battery Capacity: 1200mAh
- Battery Type: Li-ion Battery
- Cable Length: 1.64ft (Detachable)
- Bluetooth Range: around 32.8ft
- Playing Time: around 2.5 hours (in 50% volume)

Package List

- 2 x Wooden Speakers
- 1 x Mini USB Charging cable(1.64ft)
- 1 x User Manual
- 1 x 3.5mm plug cable(1.64ft)

Charging



- 1 Charge for 12 hours before first use.
- 2 When the battery is nearly exhausted the unit will beep.
- 3 Power light will be red when charging.
- 4 Power light will go off when the speaker is fully charged.

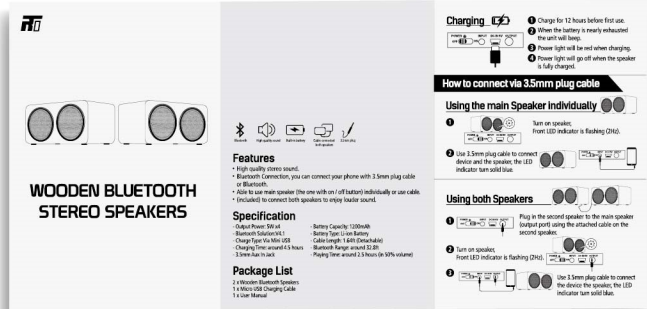
How to connect via 3.5mm plug cable

Using the main Speaker individually

- 1 Turn on speaker, Front LED indicator is flashing.
- 2 Use 3.5mm plug cable to connect the device to the speaker, the LED indicator turn solid blue.

Using both Speakers

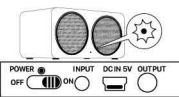
- 1 Plug in the second speaker to the main speaker (output port) using the attached cable on the second speaker.
- 2 Turn on speaker, Front LED indicator is flashing.
- 3 Use 3.5mm plug cable to connect the device to the speaker, the LED indicator turn solid blue.




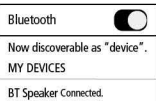
Speakers manual size : 10.62in x 5.11in Cover : 3.54in x 5.11in

How to connect via Bluetooth

Using the main Speaker individually

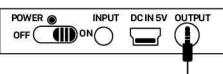
- 

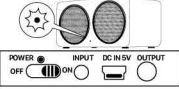
Turn on speaker, Front LED indicator is flashing and ready to pair.
- 


Switch on bluetooth function of your own device and search "BT Speaker".
- 

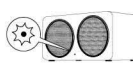
When the device is successfully connected to the speaker, the front LED indicator will flash slowly.

Using both Speakers

- 

Plug in the second speaker to the main speaker(output port).
- 

Turn on speaker, Front LED indicator is flashing and ready to pair.
- 

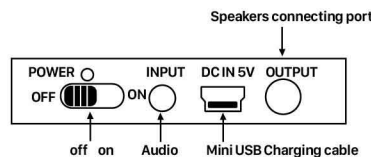
Switch on bluetooth function of your own device and search "BT Speaker".
- 

When the device is successfully connected to the speaker, the front LED indicator will flash slowly.

Troubleshooting :

- If you are unable to connect your speaker and your Bluetooth devices, please try the following:
1. Ensure the speaker is paired
 2. Ensure your device's Bluetooth feature is activated
 3. Ensure the speaker is within around 32.8 ft of your device and there are no obstructions, such as thick solid wall or other electronic devices in between as it may cause shorter or interference transmission
 4. Disconnect the Bluetooth speaker from device and delete/forget the speaker from the searching list, then search and connect it again.
 5. If all the above steps do not resolve your problem, please disconnect the Bluetooth speaker from device. Delete/forget the speaker from the searching list, then search and connect it again.
 6. The Bluetooth speaker is compliance with and adopts the Bluetooth Specification V4.1. However, interoperability between the device and other Bluetooth-enable products is not guaranteed because it depends on compatibility.
 7. If you are not able to link up with Bluetooth, please check whether any other devices are keep connecting with the Bluetooth speaker, or the speaker did not link up the audio and media channel of the devices after pairing.

FUNCTIONAL DIAGRAM :



WARNINGS :

1. Do not attempt to open the speakers, there are no user serviceable parts.
2. Do not put the speakers under high temperature or wet environment. Keep it far away from water and liquid.
3. Adults should properly supervise children using this product.
4. Do not set the volume at maximum for constantly long time.
5. Do not insert the plug with wet hands.
6. Do not place heavy objects on the product.

Note: Long periods without use will reduce battery life. The Speaker should be charged 1-3 times per month to maintain peak battery performance.



Thank you for choosing our product!

FEDERAL COMMUNICATIONS COMMISSION INTERFERENCE STATEMENT

This device complies with Part 15 of the FCC Rules. Operation is subject to the following two conditions:

- (1) This device may not cause harmful interference, and
- (2) This device must accept any interference received, including interference that may cause undesired operation.

Caution: changes or modifications not expressly approved by the party responsible for compliance could void the user's authority to operate the equipment.

Note: This equipment has been tested and found to comply with the limits for Class B digital device, pursuant to part 15 of the FCC Rules. These limits are designed to provide reasonable protection against harmful interference in a residential installation. This equipment generates, uses and can radiate radio frequency energy and, if not installed and used in accordance with the instructions, may cause harmful interference to radio communications. However, there is no guarantee that interference will not occur in a particular installation. If this equipment does cause harmful interference to radio or television reception, which can be determined by turning the equipment off and on, the user is encouraged to try to correct the interference by one or more of the following measures:

- Reorient or relocate the receiving antenna.
- Increase the separation between the equipment and the receiver.
- Connect the equipment into an outlet on a circuit different from that to which the receiver is connected.
- Consult the dealer or an experienced radio/TV technician for help.

FCC ID 2AP4L-SP-0028

All CVS Pharmacy® products are satisfaction guaranteed or your money back.

Distributed by: CVS Pharmacy, Inc.
One CVS Drive, Woonsocket, RI 02895
© 2018 CVS Pharmacy®
CVS.com® 1-800-SHOP CVS

Made in China
V-34663
SKU # 419763

How to connect via Bluetooth

Using the main Speaker individually

1. Turn on speaker, Front LED indicator is flashing and ready to pair.
2. Switch on bluetooth function of your own device and search "BT Speaker".
3. When the device is successfully connected to the speaker, the front LED indicator will flash slowly.

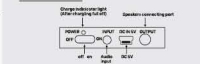
Using both Speakers

1. Plug in the second speaker to the main speaker(output port).
2. Turn on speaker, Front LED indicator is flashing and ready to pair.
3. Switch on bluetooth function of your own device and search "BT Speaker".
4. When the device is successfully connected to the speaker, the front LED indicator will flash slowly.

Troubleshooting :

- If you are unable to connect your speaker and your Bluetooth devices, please try the following:
1. Ensure the speaker is paired
 2. Ensure your device's Bluetooth feature is activated
 3. Ensure the speaker is within around 32.8 ft of your device and there are no obstructions, such as thick solid wall or other electronic devices in between as it may cause shorter or interference transmission
 4. Disconnect the Bluetooth speaker from device and delete/forget the speaker from the searching list, then search and connect it again.
 5. If all the above steps do not resolve your problem, please disconnect the Bluetooth speaker from device. Delete/forget the speaker from the searching list, then search and connect it again.
 6. The Bluetooth speaker is compliance with and adopts the Bluetooth Specification V4.1. However, interoperability between the device and other Bluetooth-enable products is not guaranteed because it depends on compatibility.
 7. If you are not able to link up with Bluetooth, please check whether any other devices are keep connecting with the Bluetooth speaker, or the speaker did not link up the audio and media channel of the devices after pairing.

FUNCTIONAL DIAGRAM :



WARNINGS :

1. Do not attempt to open the speakers, there are no user serviceable parts.
2. Do not put the speakers under high temperature or wet environment. Keep it far away from water and liquid.
3. Adults should properly supervise children using this product.
4. Do not set the volume at maximum for constantly long time.
5. Do not insert the plug with wet hands.
6. Do not place heavy objects on the product.

Note: If you do not use the product in a month, please charge the battery for 1-3 times to avoid the battery from self-discharge.

Thank you for choosing our product!

CVS Pharmacy® products are satisfaction guaranteed or your money back.

Distributed by: CVS Pharmacy, Inc.
One CVS Drive, Woonsocket, RI 02895
© 2018 CVS Pharmacy®
CVS.com® 1-800-SHOP CVS

Made in China
V-34663
SKU # 419763