


Appendix D

Photographs


1. SAR measurement System
2. Photographs of Tissue Simulate Liquid
3. Photographs of EUT test position
4. EUT Constructional Details

1. SAR measurement System




2. Photographs of Tissue Simulate Liquid

Photo 1: Tissue Simulant Liquid for Head 2450



3. Photographs of EUT test position



4. EUT Constructional Details

Details please Refer to the <External Photos> & <Internal Photos>.