



EXHIBIT 3 - EUT INTERNAL PHOTOGRAPHS

PL-0360QU


EUT Housing and Board View 1




Solder Board-Component View 1





**Solder
Board-Component
View 2**



**Solder
Board-Component
View 3**



<p>Solder Board-Component View 4</p>	 <p>A photograph of a green PCB component, labeled 'PL-0360K 20221116', positioned next to a ruler. The ruler shows the component is approximately 4.5 cm wide and 2.5 cm high. The component features two silver rectangular pads on the left, a central circular pad, and two circular pads on the right. The background is a blue textured surface.</p>
<p>Solder Board-Component View 5</p>	 <p>A photograph of a green PCB component, labeled '5V-' and '5V+', positioned next to a ruler. The ruler shows the component is approximately 2.5 cm wide and 1.5 cm high. The component features a USB port on the left and two circular pads on the right. The background is a blue textured surface.</p>