

Model: Round1

User Manual

Accessories:
Wireless transmitter ×1
Type c-usb data cable ×1
User manual ×1

Note:

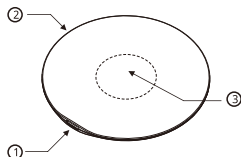
Thank you for your acquisition of this ultra slim, light and portable wireless transmitter, compatible with all Qi devices like Samsung S7/S7 edge, Samsung S8/S8 edge, iPhone8, iPhone8 plus, iPhone X, etc.

For optimum performance and safety, please read this manual carefully before using this product

Specifications:

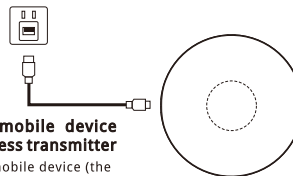
Input : 5V/2A ; 9V/2A ;12V /1.67A
Wireless Output : 5V/1A ; 9V/0.83A ; 9V/1.12A ; 9V /1.67A
MAX: 15W
Product Size: $\varnothing 100 \times 7.4\text{mm}$
Charging Efficiency: $\geq 65\%$
Transmission Distance: $\leq 6\text{mm}$
Operation Frequency: 125 kHz to 200 kHz

- ① Input port
- ② LED Indicator
- ③ Transmitter



How to Use
Charging your wireless transmitter

1. Charge your wireless transmitter via included Type c-usb data cable. The red LED indicator will be on when plugged into a power adapter, or charge with other power source.
2. Make sure there is no any clutter on the wireless transmitter.
3. Wireless transmitter is ready for your mobile device.



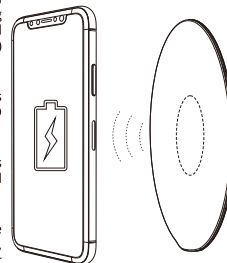
Charging mobile device from wireless transmitter

1. Put your mobile device (the phone you used must could support the wireless charging or your phone are equipped with wireless receiver chip) on the wireless transmitter.

2. When your mobile device is being charged, the Blue LED indicator will keep on.

3. When your mobile device is fully charged, the Blue and Red indicator off.

4. When the red LED or blue LED indicator flashes quickly, that means there is improper operation.



When your wireless transmitter working improperly

- Clean the clutters on the wireless transmitter.
- When the wireless transmitter is over-heating, take your mobile device away from your wireless transmitter. And the transmitter will stop charging automatically when over-heating. Please try charging again when the wireless transmitter cooling down.

Remarks

1. The wattage of the power adapter you used need more than 7.5W. We suggest you use the QC3.0 adapter
2. It's normal that this charger and your smart phone will be hot under operating conditions, and it may be more hotter when charging and using at the same time (such as looping music).

Company Name: Shenzhen Esoron Technology Co., LTD
Address: 10F, Mingzhuo Building, Mingzhuxing Industrial Park, Guangming Street, Guangming District, Shenzhen, Guangdong Province, China

This equipment has been tested and found to comply with the limits for a Class B digital device, pursuant to part 15 of the FCC Rules. These limits are designed to provide reasonable protection against harmful interference in a residential installation. This equipment generates, uses and can radiate radio frequency energy and, if not installed and used in accordance with the instructions, may cause harmful interference to radio communications. However, there is no guarantee that interference will not occur in a particular installation. If this equipment does cause harmful interference to radio or television reception, which can be determined by turning the equipment off and on, the user is encouraged to try to correct the interference by one or more of the following measures:

- Reorient or relocate the receiving antenna.
- Increase the separation between the equipment and receiver.
- Connect the equipment into an outlet on a circuit different from that to which the receiver is connected.
- Consult the dealer or an experienced radio/TV technician for help.

Caution: Any changes or modifications to this device not explicitly approved by manufacturer could void your authority to operate this equipment.

This device complies with part 15 of the FCC Rules. Operation is subject to the following two conditions: (1) This device may not cause harmful interference, and (2) this device must accept any interference received, including interference that may cause undesired operation.

The device has been evaluated to meet general RF exposure requirement. The distance between user and products should be no less than 20cm.