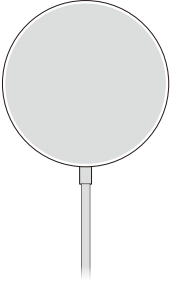


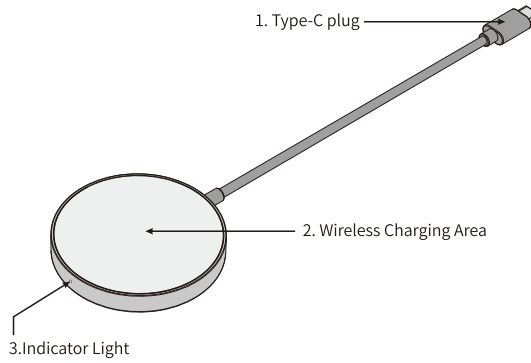
Magnetic Wireless Charger

User Manual



Note: For best performance and safety, please read this manual carefully before using the product.

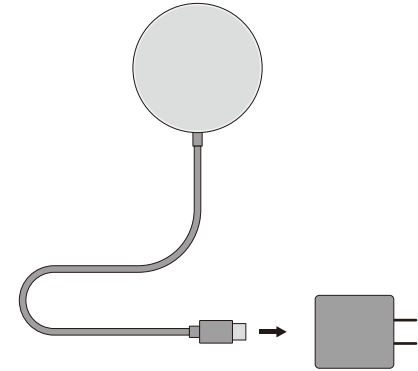
Product Diagram



Note: Standby Mode: Light is red
 Charging Mode: Light is blue
 FOD Mode: Red and blue lights blink alternately

User Instruction: 1. Connect with wall charger

When using this product, please plug the type-C connector into the charger so as to ensure it is in standby mode.

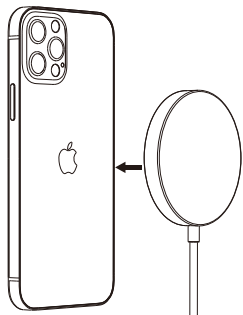


Note: In order to get the best charging effect, please use the adaptor that meets the QC2.0, QC3.0 or QC4.0 standard. In order to save energy and extend the product life, please cut off the power when your phone fully charged to avoid wasting energy.

Attention: For safety reasons, please do not use any adaptor which is under 5V/1A.

User Instruction: 2. Charging your iPhone

Please fit the product with the back of your iPhone, it will charge your iPhone automatically via the built-in magnetic wireless charging, Max to be 15W.

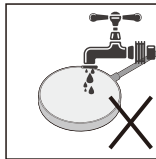


Note:

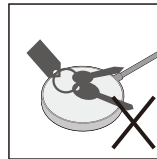
- ★ Under normal charging conditions, the charger and mobile phone could be slightly hot; the temperature may rise if the mobile phone is working while charging (such as playing video).
- ★ Please stop charging your phone when the charger is over-heating. Our product will automatically stop charging when over-heating. Please try it again when it's cooling down.

Remark:


- When the surface gets dirty, please wipe it with a damp cloth and dry it before using.
- Please remove foreign objects on the surface before using, such as coins, pins, keys and other metal objects.



No washing



No metal objects on the surface



No knocking

Specifications:

Input	5V/2A;9V/2.22A
Wireless Output	5W;7.5W;10W;15W
Charging Efficiency	≥80%
Cable Length	1 Meter
Product Size	∅ 55.9mm, THK5.28mm

Made in China
 CE FC RoHS

This equipment has been tested and found to comply with the limits for a Class B digital device, pursuant to part 15 of the FCC Rules. These limits are designed to provide reasonable protection against harmful interference in a residential installation. This equipment generates, uses and can radiate radio frequency energy and, if not installed and used in accordance with the instructions, may cause harmful interference to radio communications. However, there is no guarantee that interference will not occur in a particular installation. If this equipment does cause harmful interference to radio or television reception, which can be determined by turning the equipment off and on, the user is encouraged to try to correct the interference by one or more of the following measures:

- Reorient or relocate the receiving antenna.
- Increase the separation between the equipment and receiver.
- Connect the equipment into an outlet on a circuit different from that to which the receiver is connected.
- Consult the dealer or an experienced radio/TV technician for help.

Caution: Any changes or modifications to this device not explicitly approved by manufacturer could void your authority to operate this equipment.

This device complies with part 15 of the FCC Rules. Operation is subject to the following two conditions: (1) This device may not cause harmful interference, and (2) this device must accept any interference received, including interference that may cause undesired operation.

The device has been evaluated to meet general RF exposure requirement.