

80.00 mm

# User Manual

Model: Deck D-Z

**Accessories:**  
1 \* Wireless charging stand  
1 \* Type C cable  
1 \* User manual

### Note:

Thank you for your purchase, the wireless charger is widely compatible with all Qi devices, like Samsung S7/S7 edge, S8/S8 edge, S9/S9 edge, S10/S10 edge, S20/S21, iPhone 8/8 Plus, iPhone X, iPhone XR, iPhone XS, iPhone XS MAX, iPhone 11, iPhone 11 Pro, iPhone 11 Pro MAX, iPhone 12mini, iPhone 12, iPhone 12 Pro, iPhone 12 Pro MAX etc.  
Please read this manual carefully before using this product for better experience.

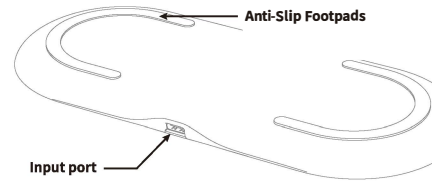
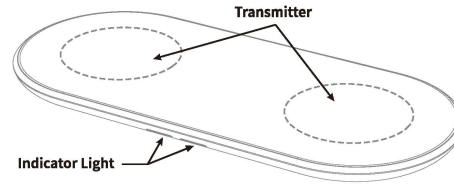
### SPECIFICATIONS

#### Charging Efficiency

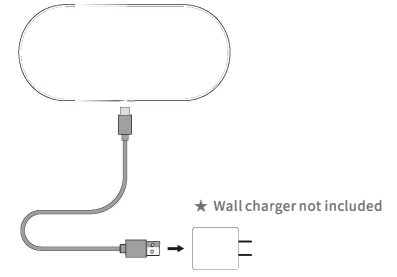
8.43oz (239g)

**Tips:** Please use an adapter with a minimum output of 9V/3A to achieve the maximum output of 20W.

Transmitter



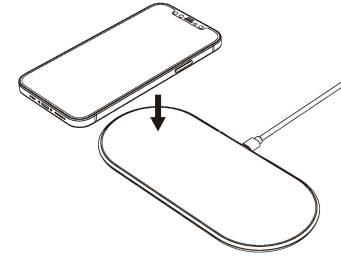
### Connect to wall charger



Connect your dual wireless charger to the wall adapter using the Type C cable. Once connected, the LED lights RED.

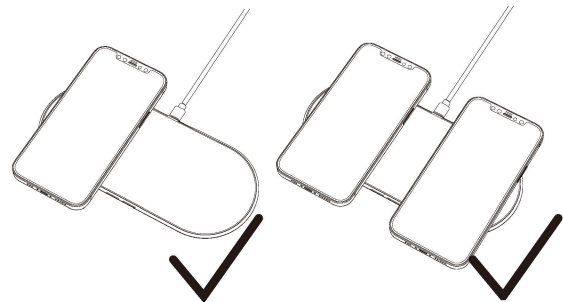
### Charge your phone

Place your Qi-enabled device flat on the top of Wireless Charging Surface. Once in charging, the LED lights BLUE. (Your phone must be able to support wireless charging or be equipped with a wireless receiver chip)




**Tips:** Please align your device to the correct area for higher charging efficiency

NO WIRELESS CHARGING



**NO WIRELESS CHARGING**



### CORRECT POSITION



Standby	Red LED Stays On
Working Properly	Blue LED Stays On
FOD	Red LED Flashes
Over-voltage/Low voltage	Red LED flashes

1. Quick charge QC2.0/ QC3.0/QC4.0 wall adapter required to access 15W fast wireless charging.
2. To ensure proper use, please use our TYPE-C cable (included) or other fast charging TYPE-C cable.
3. It is normal for the wireless charger and your smartphone to get hot under working conditions, especially when the phone is being charged and used at the same time (such as playing music).
4. Not works with 5V/1A or lower input. (such as PC powered or USB port from socket).
5. Remove the magnetic or metal accessories from the phone case when charging.
6. One device charging in fast mode, Two devices charging in normal mode.
7. Do not disassemble, expose to water or intense heat.
8. Keep the product out of reach of children and animals. Do not continue to use if damaged.



FC CE RoHS  
Made in China

This equipment has been tested and found to comply with the limits for a Class B digital device, pursuant to part 15 of the FCC Rules. These limits are designed to provide reasonable protection against harmful interference in a residential installation. This equipment generates, uses and can radiate radio frequency energy and, if not installed and used in accordance with the instructions, may cause harmful interference to radio communications. However, there is no guarantee that interference will not occur in a particular installation. If this equipment does cause harmful interference to radio or television reception, which can be determined by turning the equipment off and on, the user is encouraged to try to correct the interference by one or more of the following measures:

- Reorient or relocate the receiving antenna.
- Increase the separation between the equipment and receiver.
- Connect the equipment into an outlet on a circuit different from that to which the receiver is connected.
- Consult the dealer or an experienced radio/TV technician for help.

Caution: Any changes or modifications to this device not explicitly approved by manufacturer could void your authority to operate this equipment.

This device complies with part 15 of the FCC Rules. Operation is subject to the following two conditions: (1) This device may not cause harmful interference, and (2) this device must accept any interference received, including interference that may cause undesired operation.

The device has been evaluated to meet general RF exposure requirement.

The distance between user and products should be no less than 15cm.