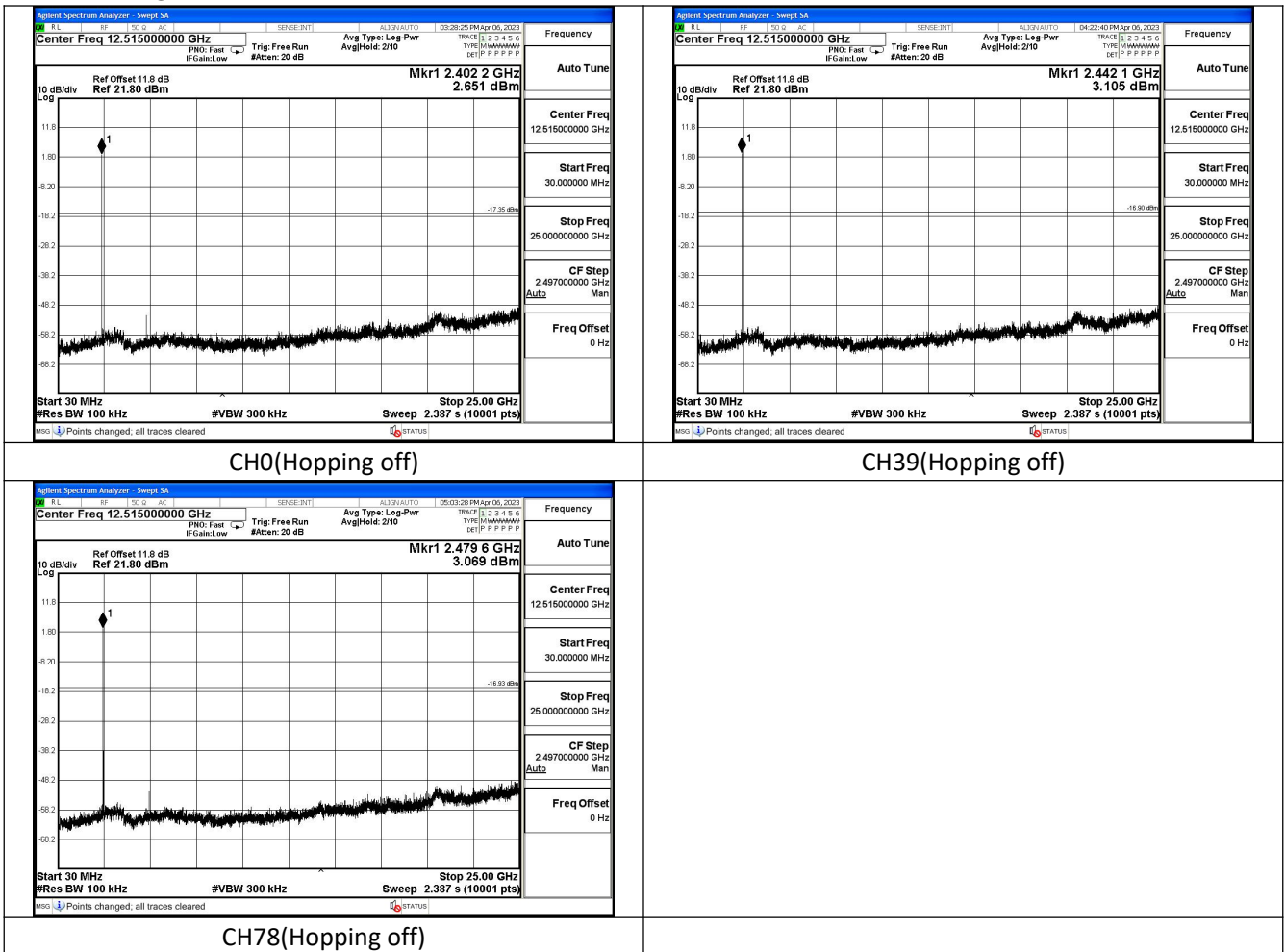
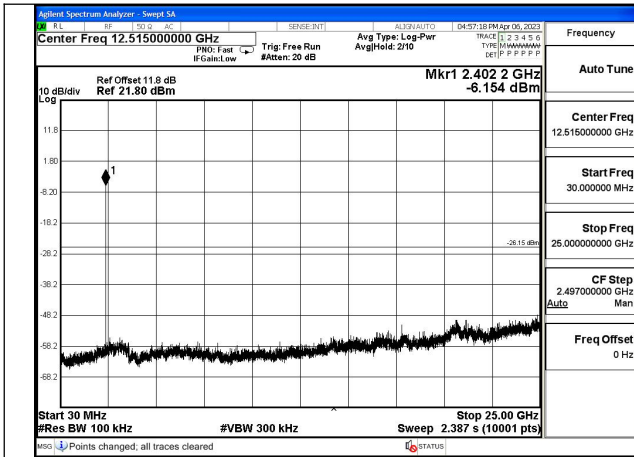


6 Conducted Out of band emission measurement

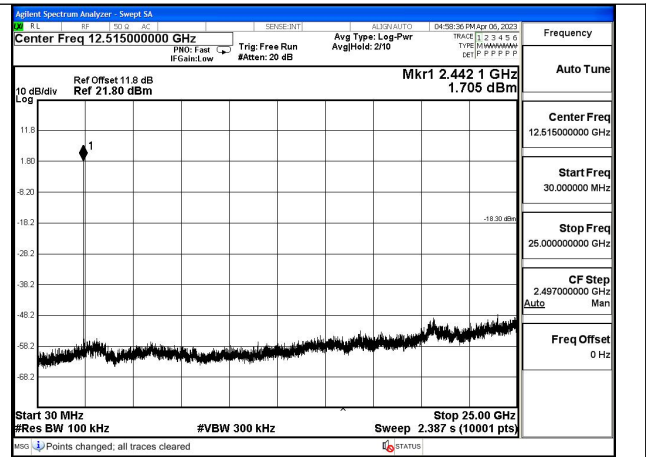
Test Mode: GFSK



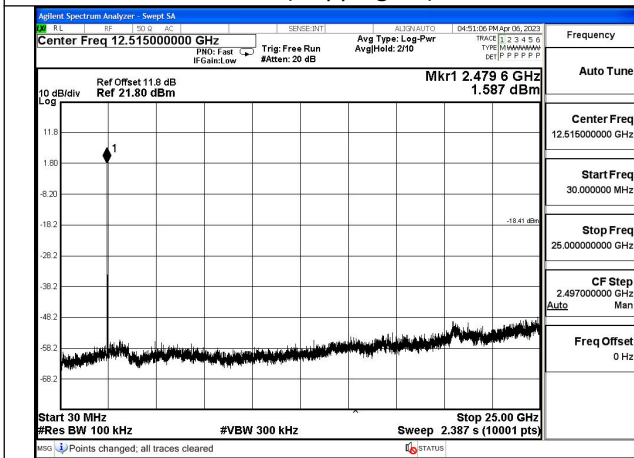
Test Mode: π /4DQPSK



CH0(Hopping off)

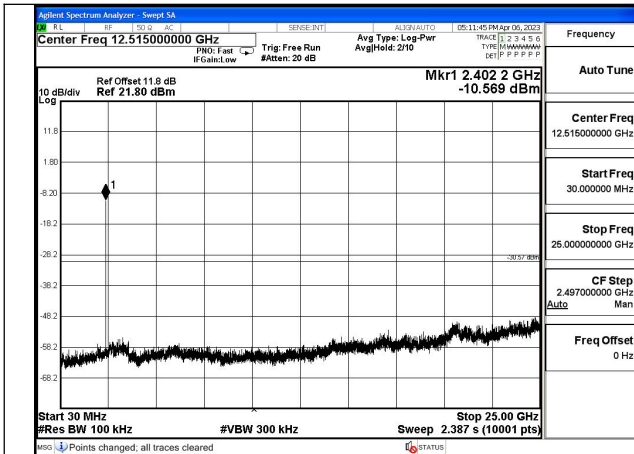


CH39(Hopping off)

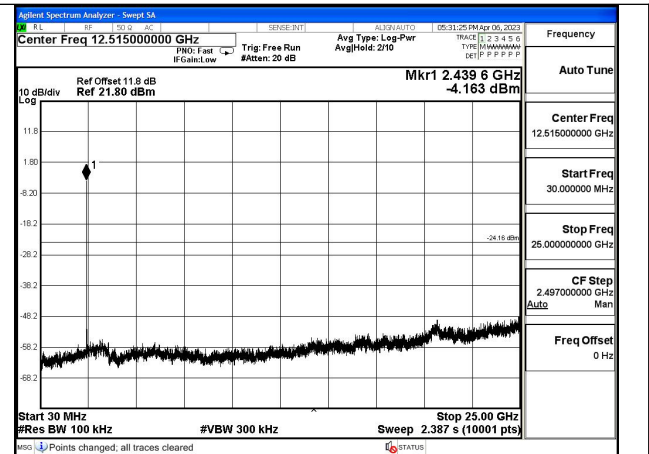


CH78(Hopping off)

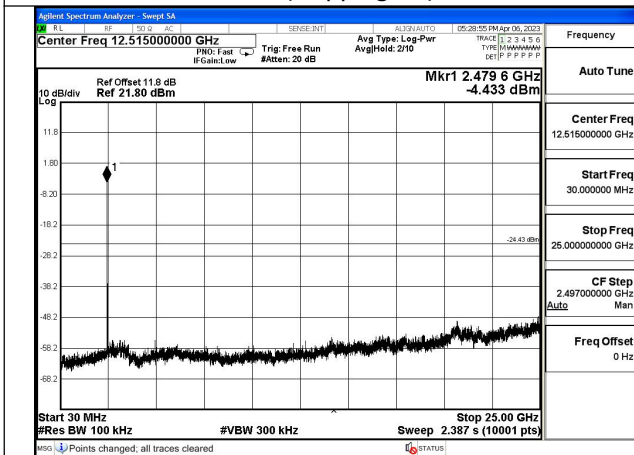
Test Mode: 8DPSK



CH0(Hopping off)



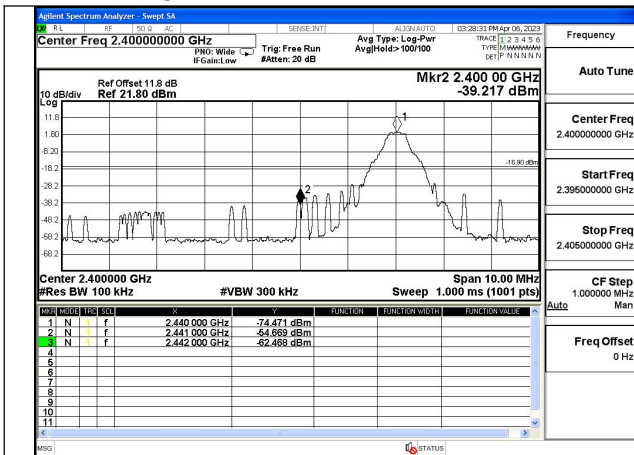
CH39(Hopping off)



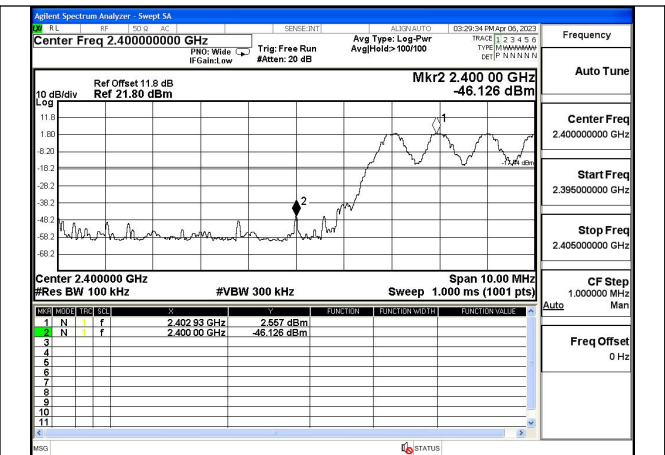
CH78(Hopping off)

7 Band Edge measurement

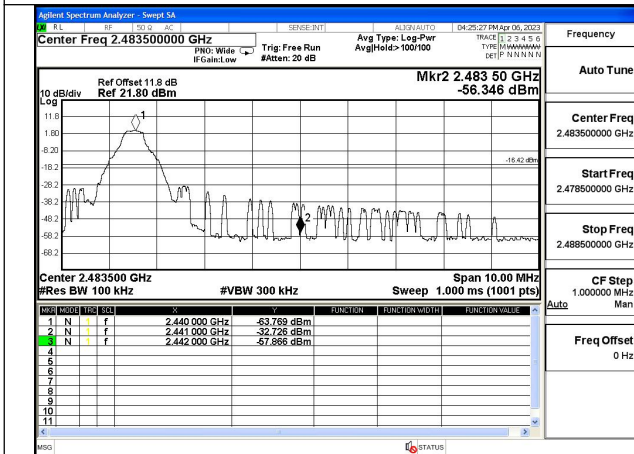
Test Mode: GFSK



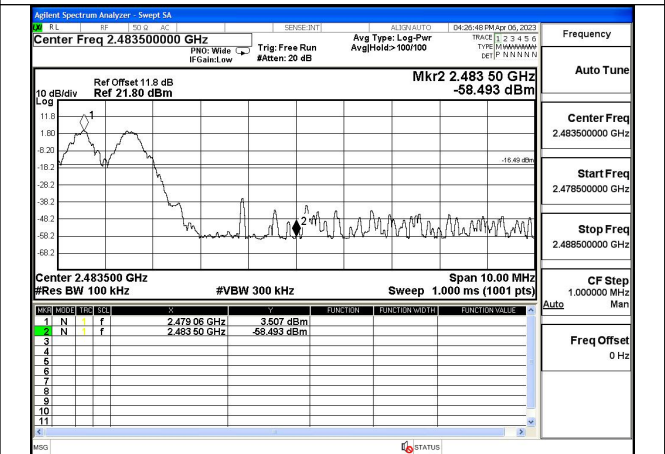
CH0(Hopping off)



CH0(Hopping on)

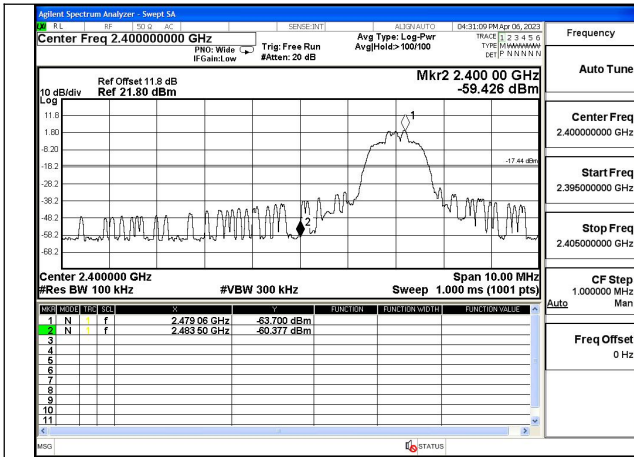


CH78(Hopping off)

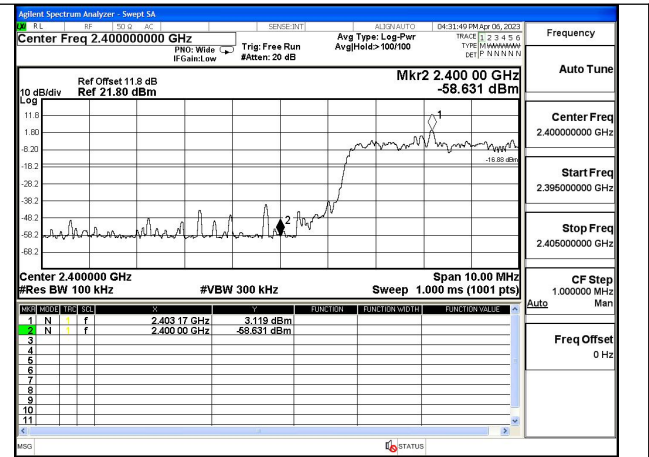


CH78(Hopping on)

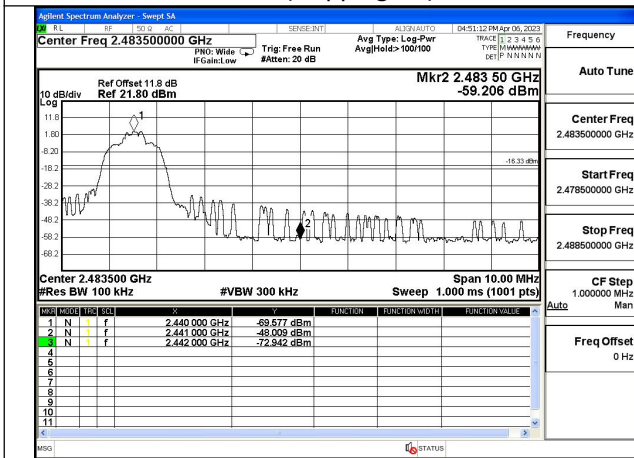
Test Mode: π /4DQPSK



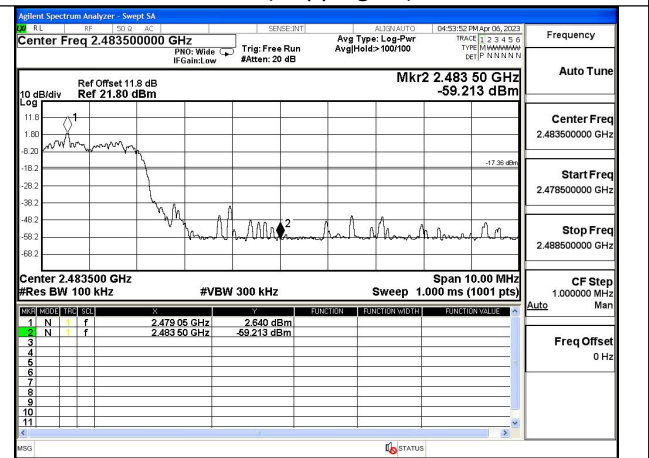
CH0(Hopping off)



CH0(Hopping on)

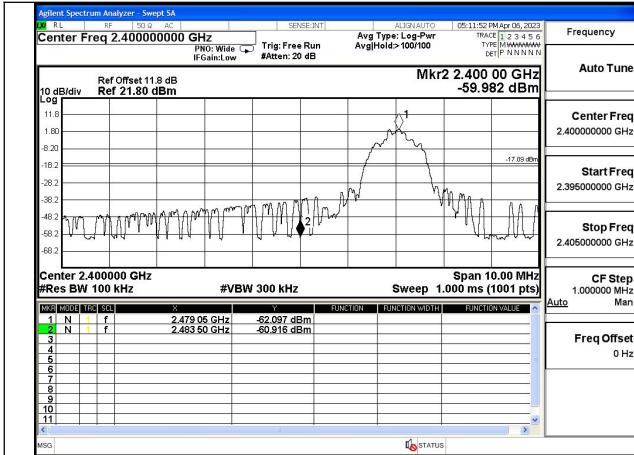


CH78(Hopping off)

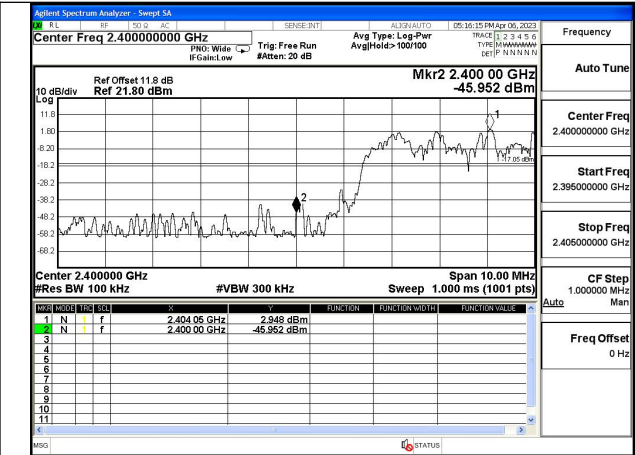


CH78(Hopping on)

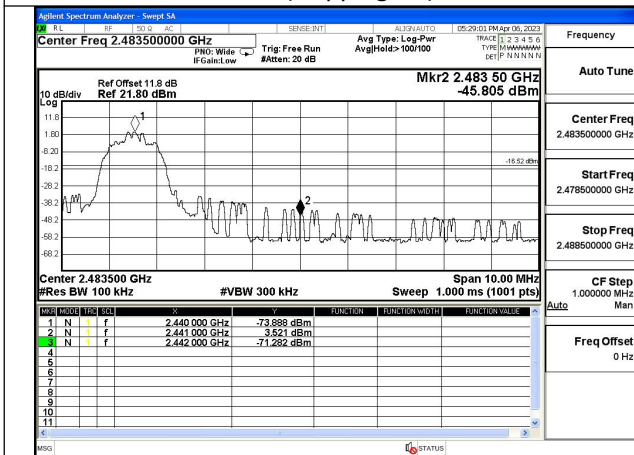
Test Mode: 8DPSK



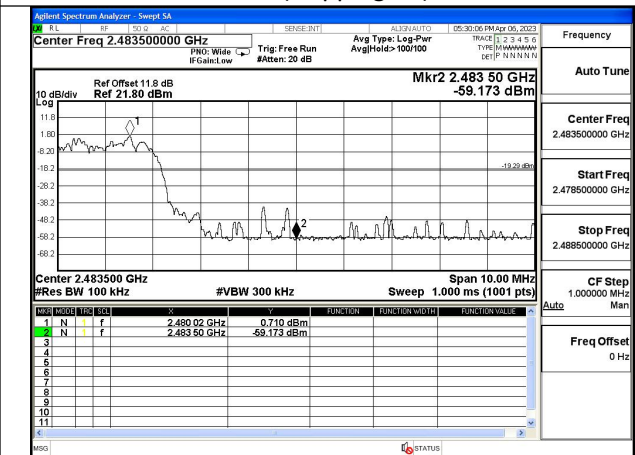
CH0(Hopping off)



CH0(Hopping on)



CH78(Hopping off)



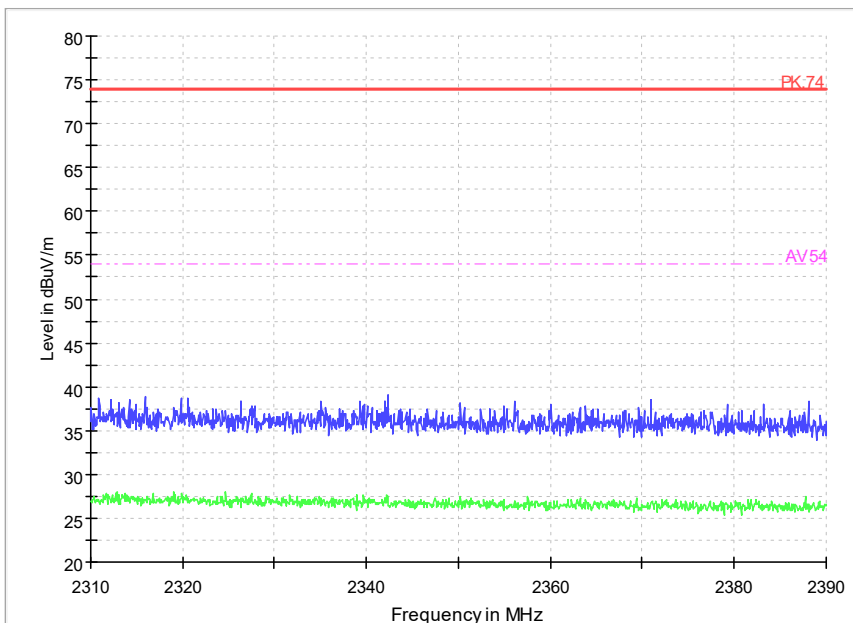
CH78(Hopping on)

APPENDIX B – TEST DATA OF RADIATED EMISSION

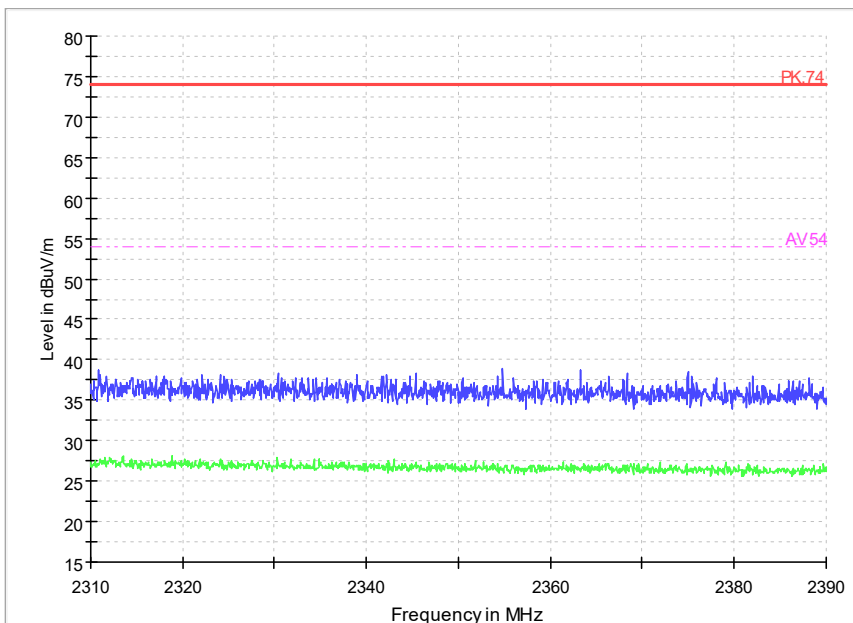
Both horizontal and vertical polarizations of the antenna are set to make the measurement.

Radiated Emission Band Edge

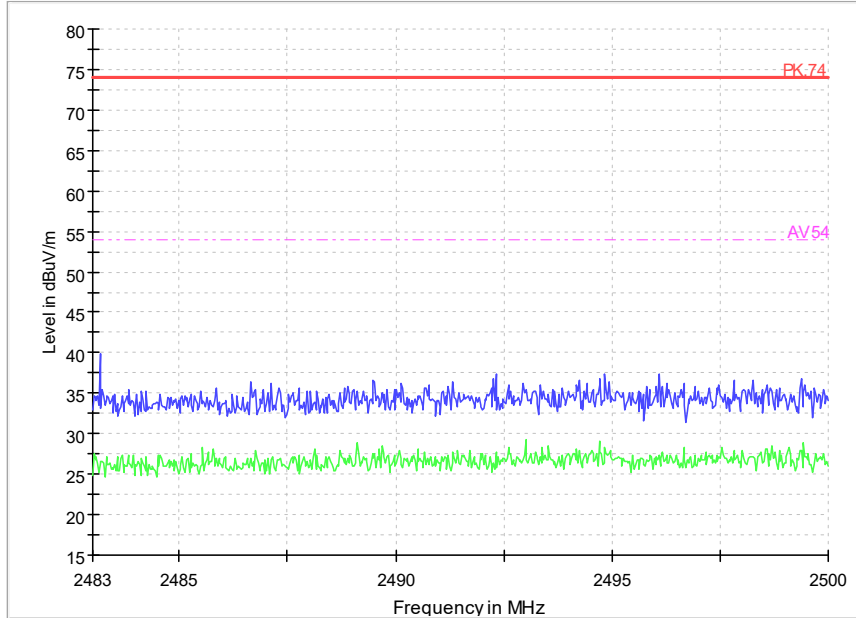
After comparison, the worst case attitude is EUT lay down. The relevant tests have been performed in order to verify in which mode would have the worst features, the result show above is the worst case.



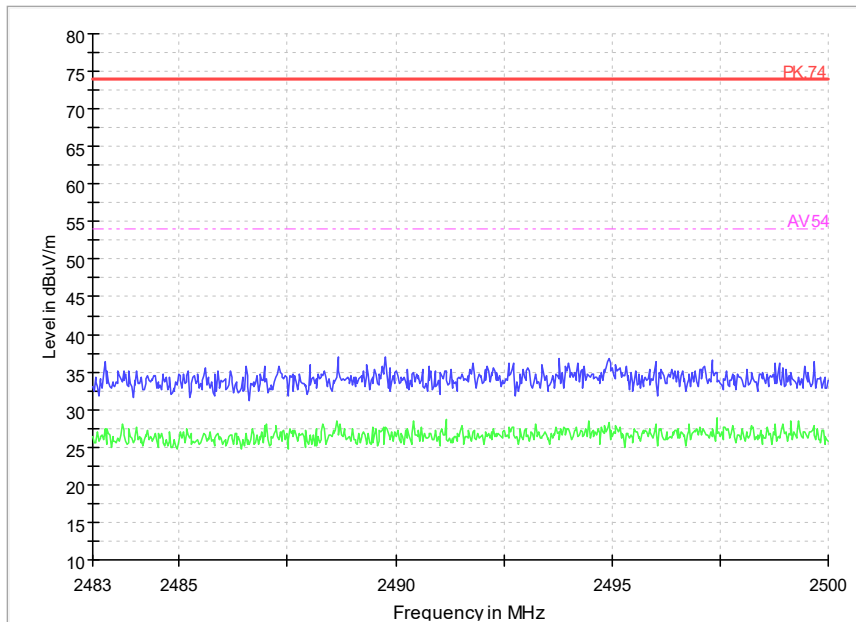
Carrier frequency (MHz): 2402
Channel No.:0
Test Mode: GFSK(1Mbps)
Polarity: Vertical



Carrier frequency (MHz): 2402
Channel No.:0
Test Mode: GFSK(1Mbps)
Polarity: Horizontal

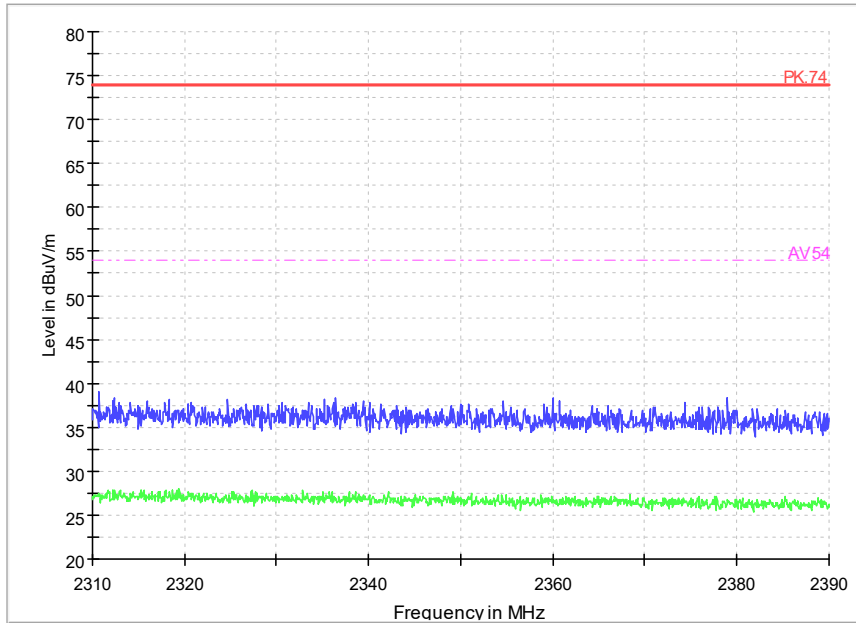


Carrier frequency (MHz): 2480
Channel No.:78
Test Mode: GFSK(1Mbps)
Polarity: Vertical

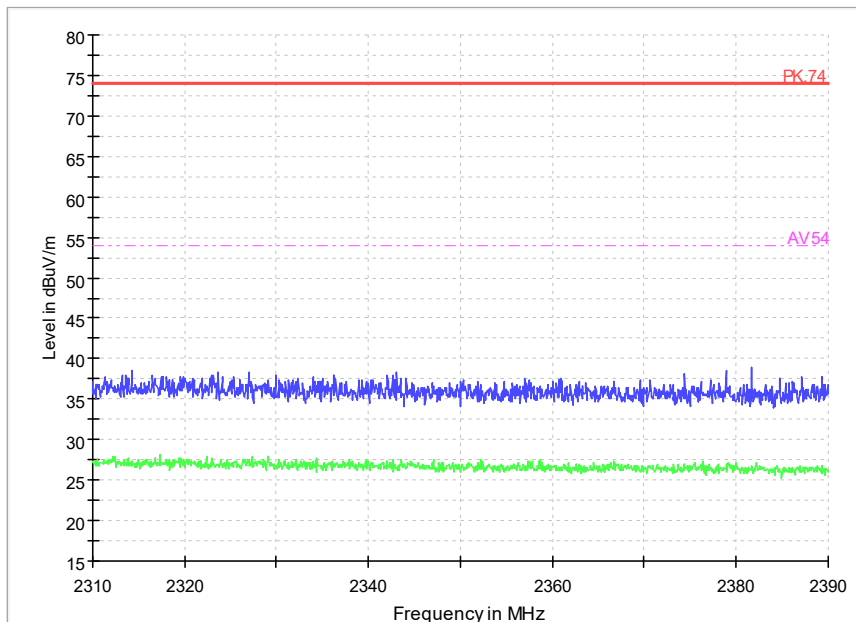


Carrier frequency (MHz): 2480
Channel No.:78
Test Mode: GFSK(1Mbps)

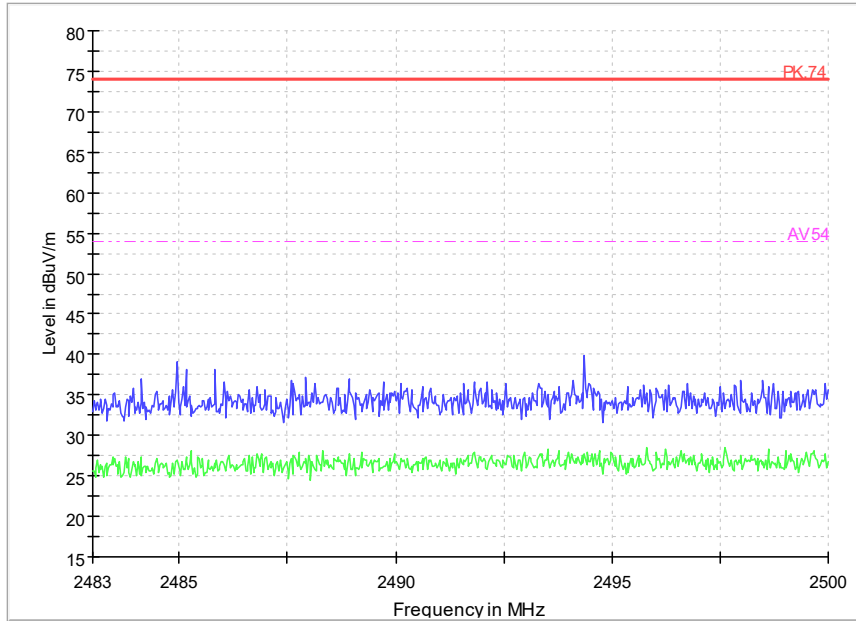
Polarity: Horizontal



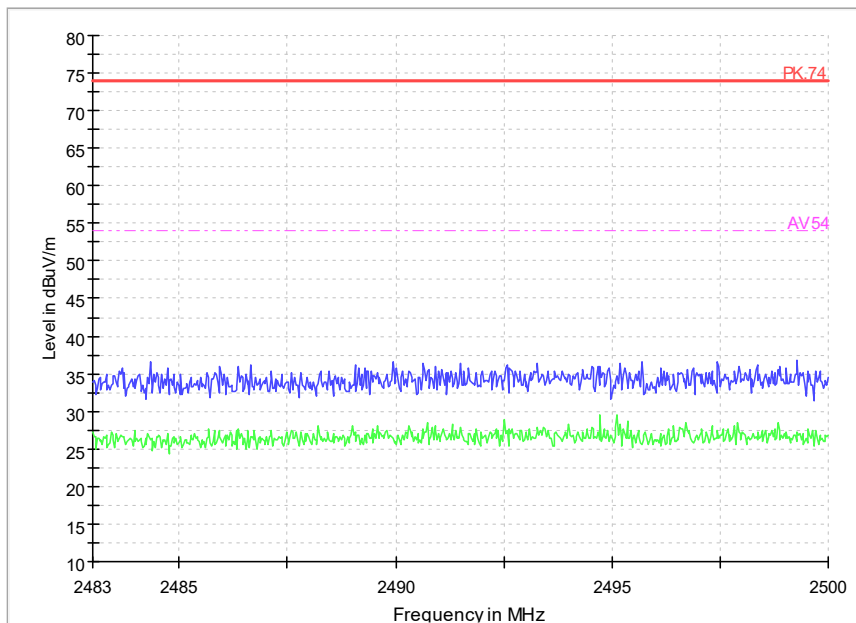
Carrier frequency (MHz): 2402
Channel No.:0
Test Mode: $\pi/4$ DQPSK(1Mbps)
Polarity: Vertical



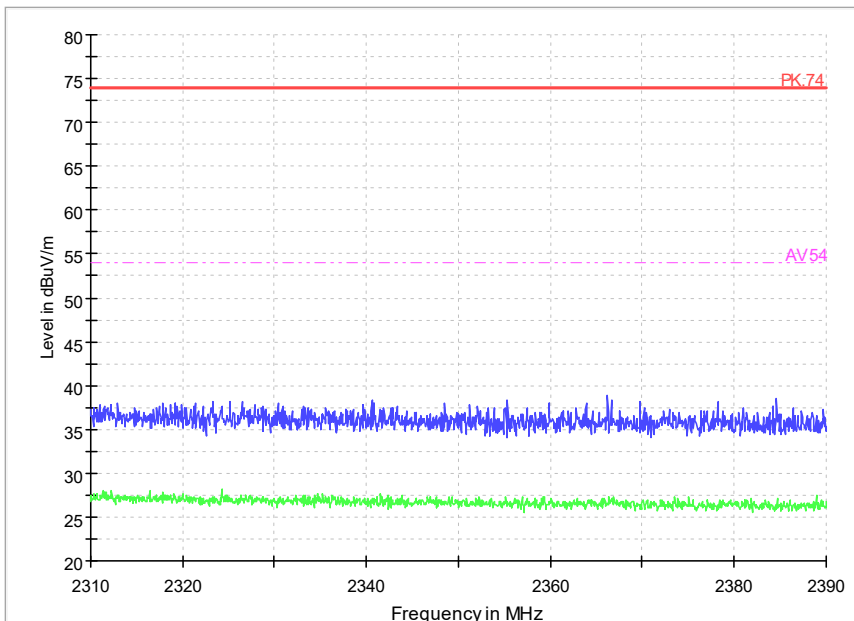
Carrier frequency (MHz): 2402
Channel No.:0
Test Mode: $\pi/4$ DQPSK(1Mbps)
Polarity: Horizontal



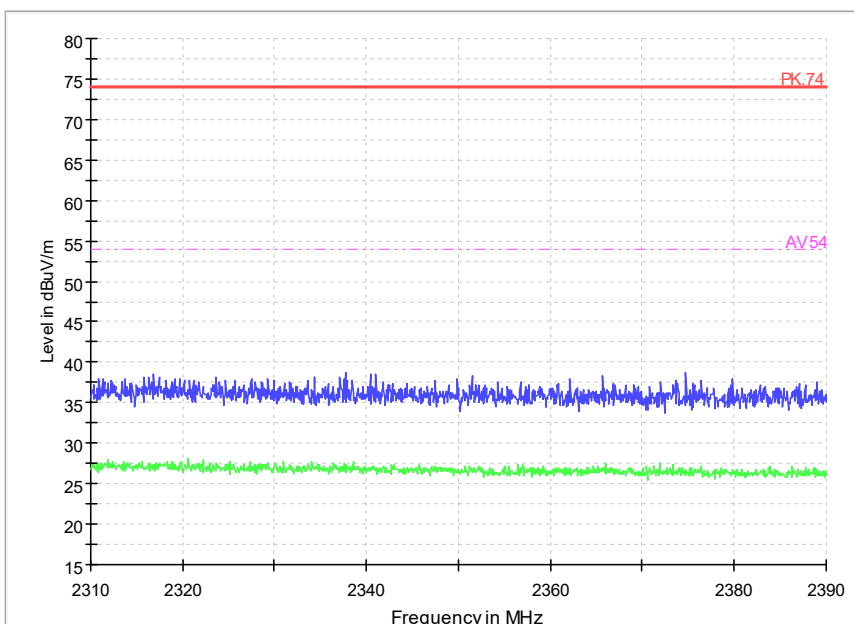
Carrier frequency (MHz): 2480
Channel No.:78
Test Mode: $\pi/4$ DQPSK(1Mbps)
Polarity: Vertical



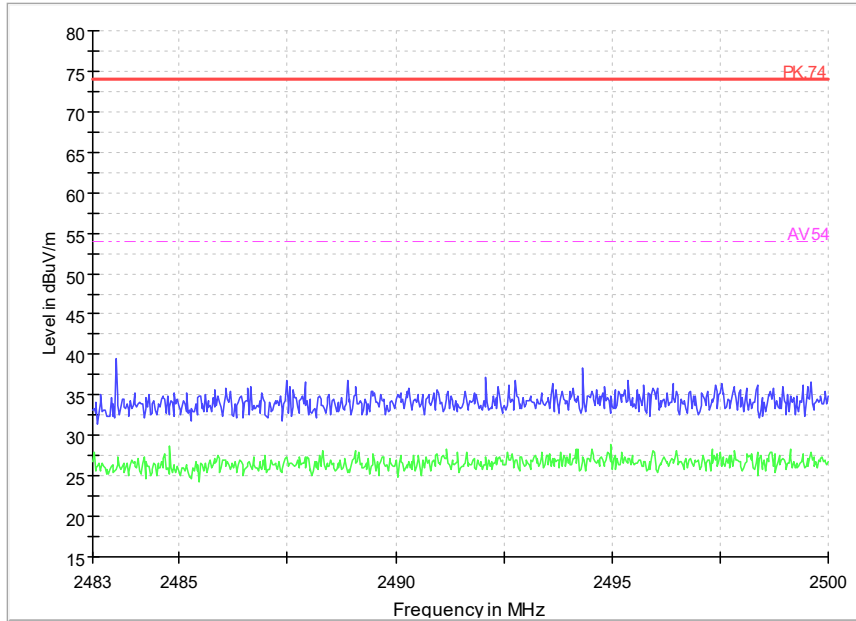
Carrier frequency (MHz): 2480
Channel No.:78
Test Mode: $\pi/4$ DQPSK(1Mbps)
Polarity: Horizontal



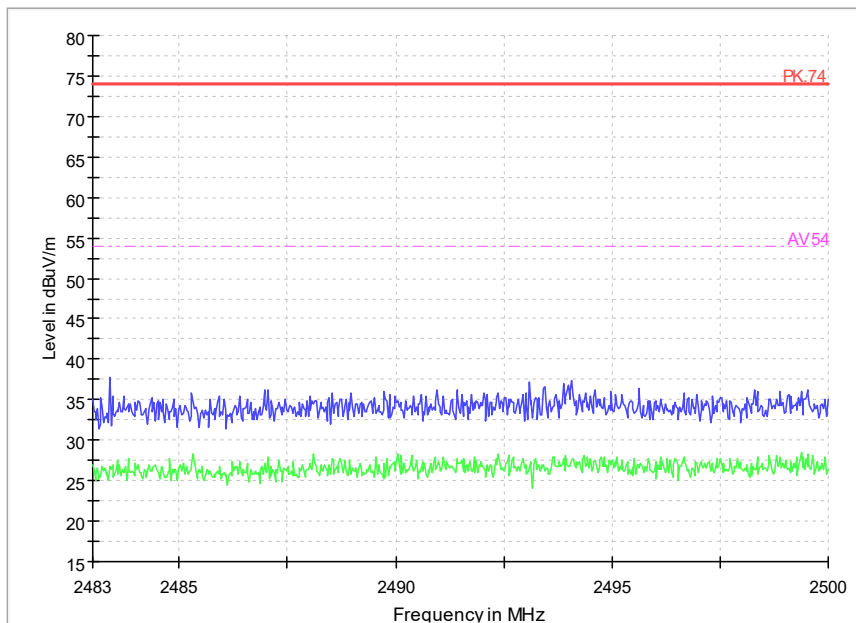
Carrier frequency (MHz): 2402
Channel No.:0
Test Mode: 8DPSK(1Mbps)
Polarity: Vertical



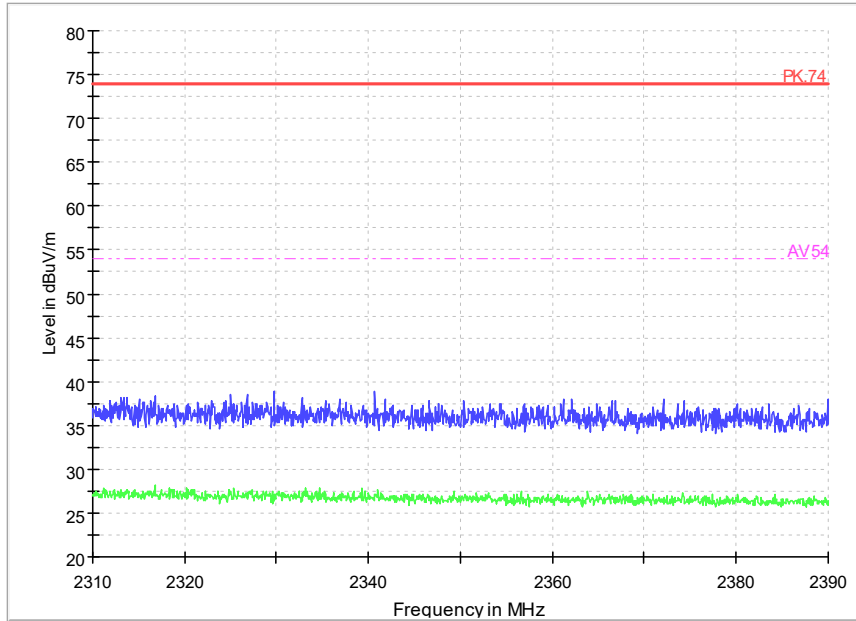
Carrier frequency (MHz): 2402
Channel No.:0
Test Mode: 8DPSK(1Mbps)
Polarity: Horizontal



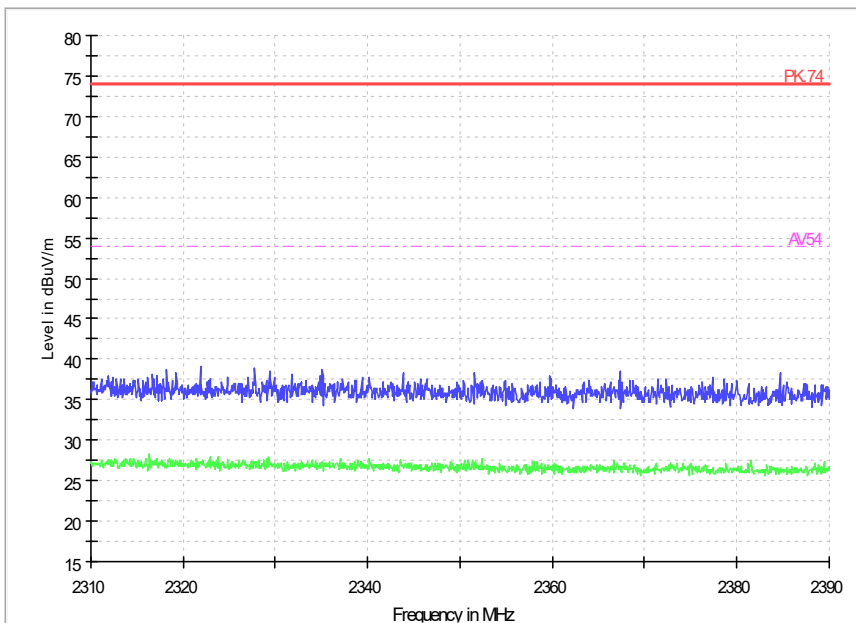
Carrier frequency (MHz): 2480
Channel No.:78
Test Mode: 8DPSK(1Mbps)
Polarity: Vertical



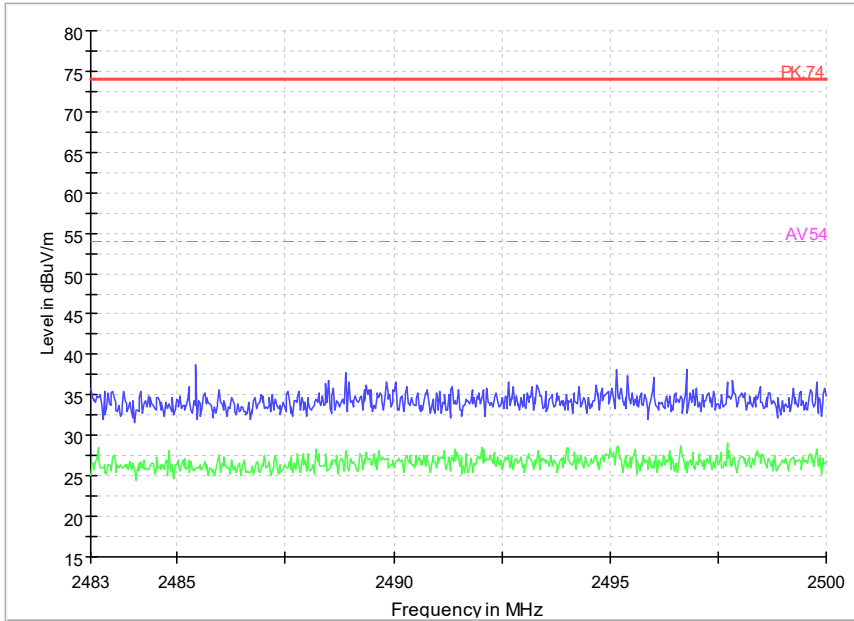
Carrier frequency (MHz): 2480
Channel No.:78
Test Mode: 8DPSK(1Mbps)
Polarity: Horizontal



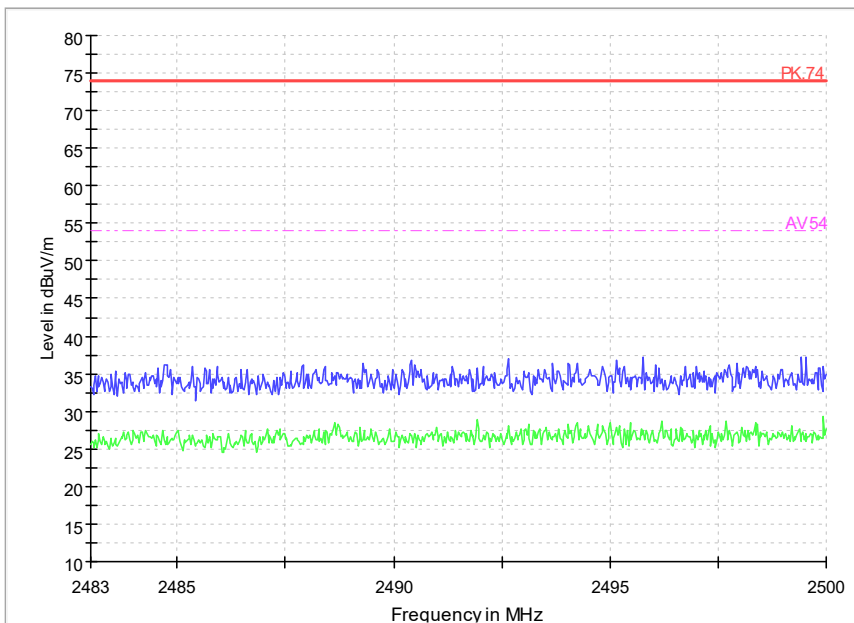
Carrier frequency (MHz): 2402
Channel No.:0
Test Mode: GFSK(2Mbps)
Polarity: Vertical



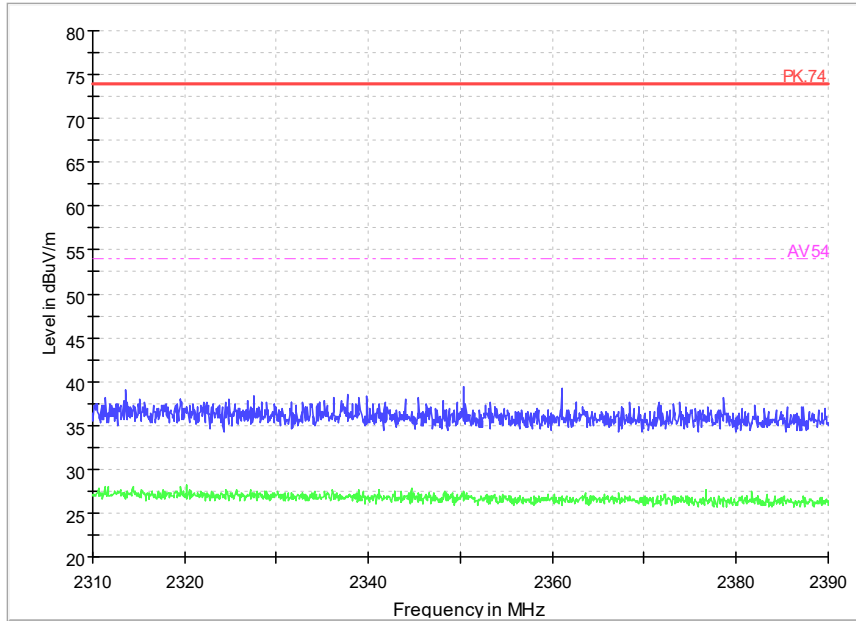
Carrier frequency (MHz): 2402
Channel No.:0
Test Mode: GFSK(2Mbps)
Polarity: Horizontal



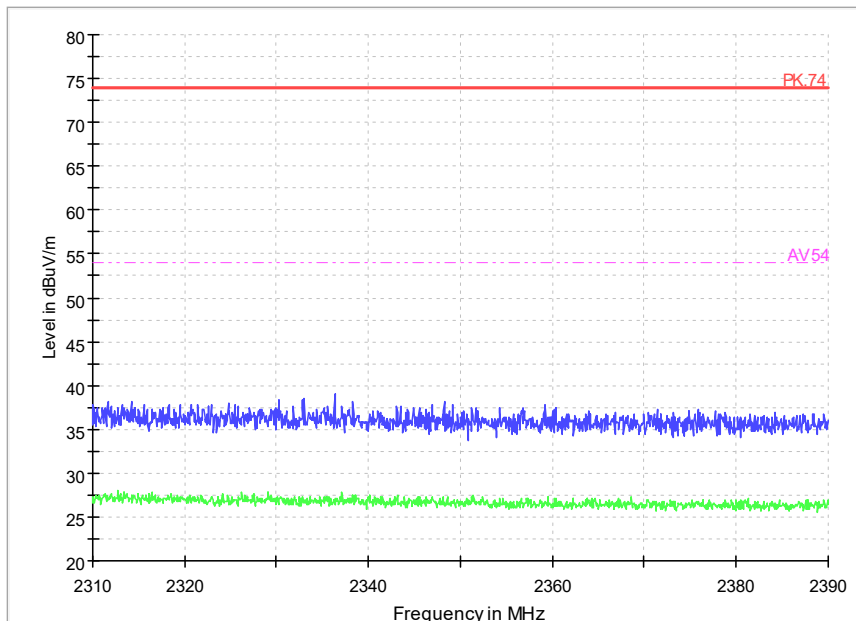
Carrier frequency (MHz): 2480
Channel No.:78
Test Mode: GFSK(2Mbps)
Polarity: Vertical



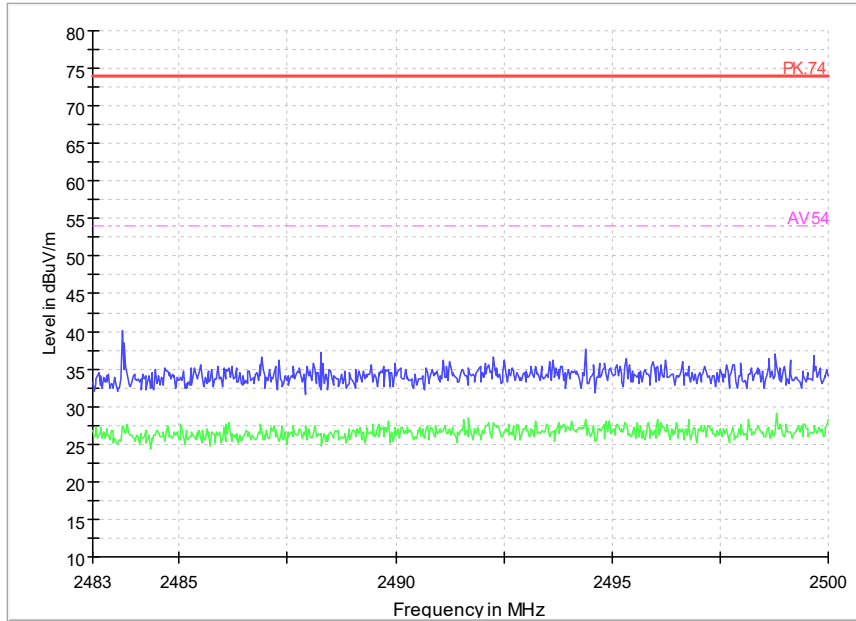
Carrier frequency (MHz): 2480
Channel No.:78
Test Mode: GFSK(2Mbps)
Polarity: Horizontal



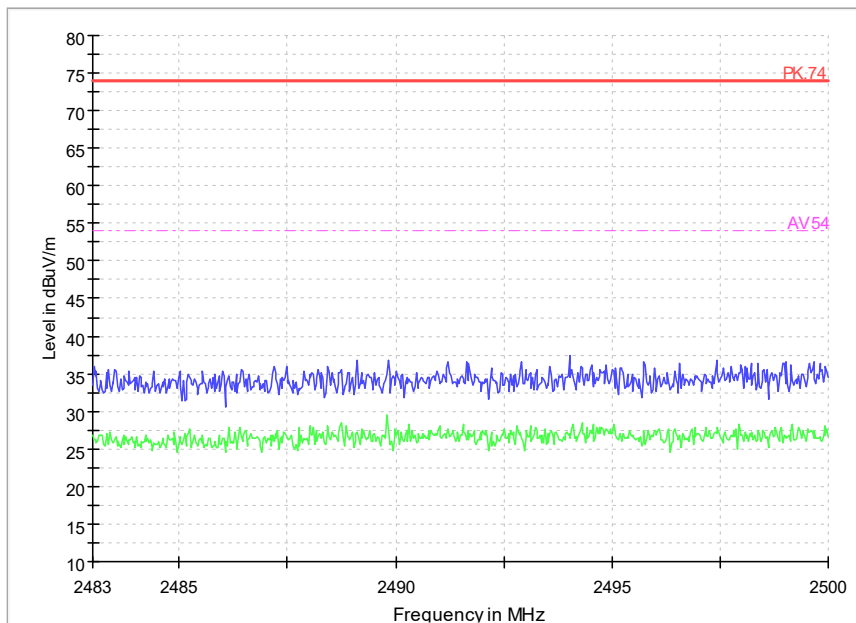
Carrier frequency (MHz): 2402
Channel No.:0
Test Mode: $\pi/4$ DQPSK(2Mbps)
Polarity: Vertical



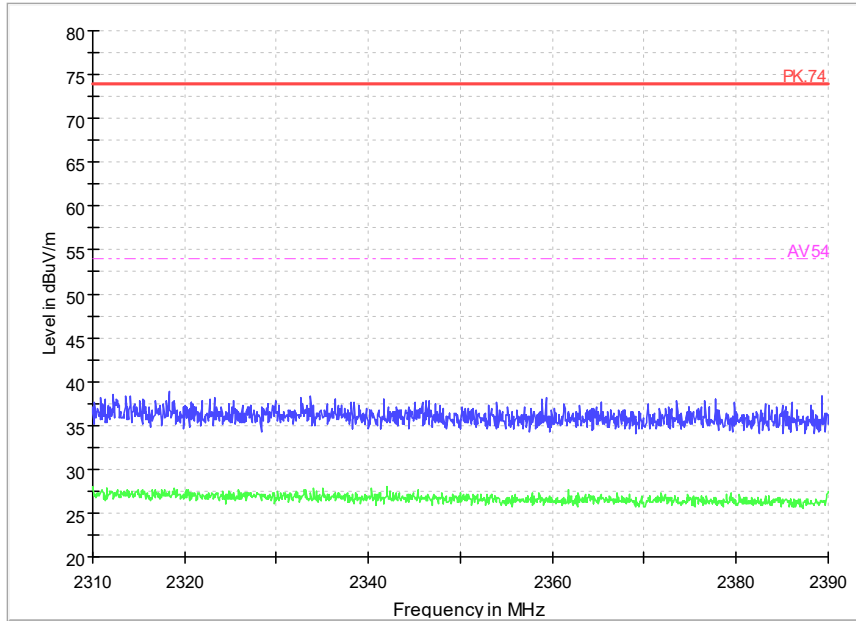
Carrier frequency (MHz): 2402
Channel No.:0
Test Mode: $\pi/4$ DQPSK(2Mbps)
Polarity: Horizontal



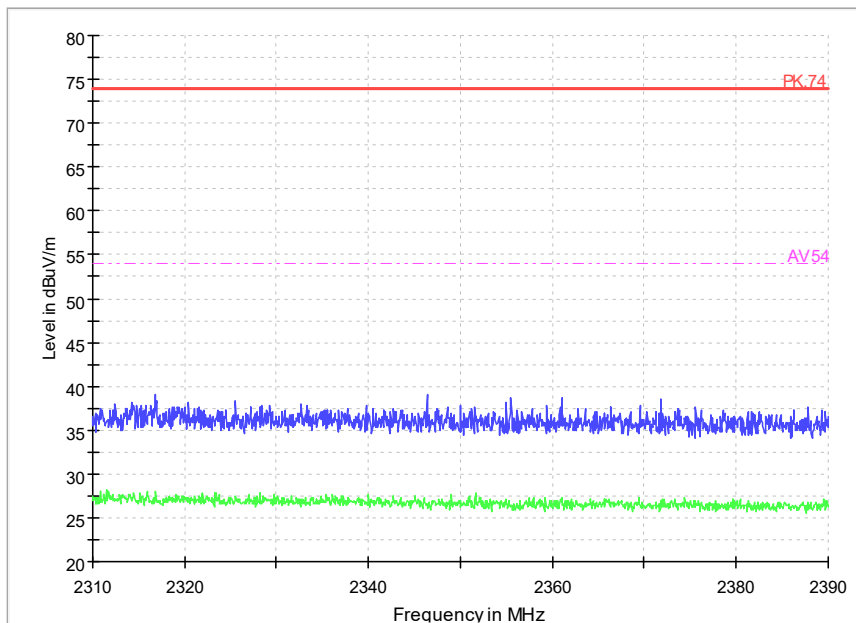
Carrier frequency (MHz): 2480
Channel No.:78
Test Mode: $\pi/4$ DQPSK(2Mbps)
Polarity: Vertical



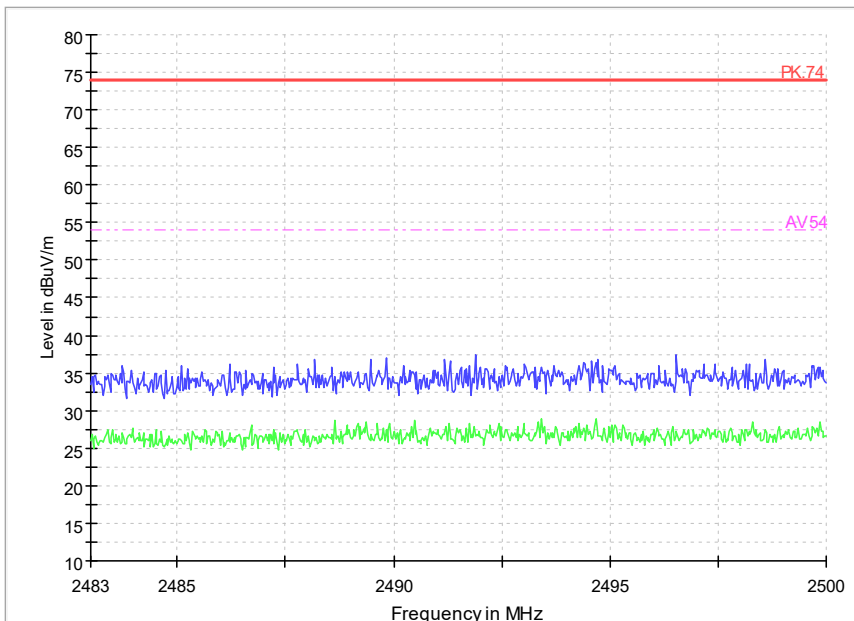
Carrier frequency (MHz): 2480
Channel No.:78
Test Mode: $\pi/4$ DQPSK(2Mbps)
Polarity: Horizontal



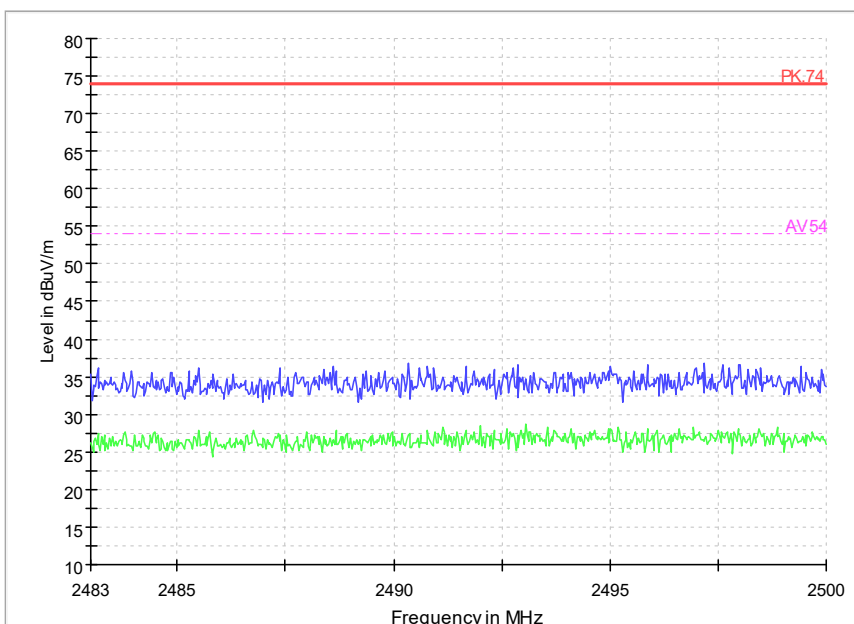
Carrier frequency (MHz): 2402
Channel No.:0
Test Mode: 8DPSK(2Mbps)
Polarity: Vertical



Carrier frequency (MHz): 2402
Channel No.:0
Test Mode: 8DPSK(2Mbps)
Polarity: Horizontal



Carrier frequency (MHz): 2480
Channel No.:78
Test Mode: 8DPSK(2Mbps)
Polarity: Vertical



Carrier frequency (MHz): 2480
Channel No.:78
Test Mode: 8DPSK(2Mbps)
Polarity: Horizontal

Sample Calculations

After comparison, the worst case attitude is EUT lay down.
Determining Spurious Emissions Levels

A “reference path loss” is established and the A_{Rpl} is the attenuation of “reference path loss”, and including the gain of receive antenna, the gain of the preamplifier, the cable loss.

The measurement results are obtained as described below:

$$\text{Result} = P_{\text{mea}} + A_{Rpl}$$

Sample calculation: $(6.84\text{dB}\mu\text{V}/\text{m}) = (24.74\text{dB}\mu\text{V}) + (-17.9\text{dB}/\text{m})$, the corresponding frequency is 51.6795MHz.

For GFSK (1Mbps)
Channel No.:0

Frequency (MHz)	Result (dBuV/m)	ARpl (dB)	Pmea (dBuV/m)	Polarity	Limit (dBuV/m)	Margin (dB)
51.6795	6.84	-17.9	24.74	Vertical	40	33.16
61.7675	24.45	-19.3	43.75	Vertical	40	15.55
167.9825	21.86	-21.6	43.46	Vertical	43.5	21.64
191.99	20.54	-19.4	39.94	Vertical	43.5	22.96
531.8295	17.3	-10.1	27.4	Vertical	46	28.70
923.5155	19.57	-3	22.57	Vertical	46	26.43

For $\pi/4$ DQPSK(1Mbps)
Channel No.:0

Frequency (MHz)	Result (dBuV/m)	ARpl (dB)	Pmea (dBuV/m)	Polarity	Limit (dBuV/m)	Margin (dB)
32.231	8.82	-21	29.82	Vertical	40	31.18
61.913	24.21	-19.3	43.51	Vertical	40	15.79
167.9825	21.93	-21.6	43.53	Vertical	43.5	21.57
192.3295	17.81	-19.4	37.21	Vertical	43.5	25.69
476.103	21.9	-11.3	33.2	Vertical	46	24.10
933.361	19.84	-3	22.84	Vertical	46	26.16

For 8DPSK(1Mbps)
Channel No.:0

Frequency (MHz)	Result (dBuV/m)	ARpl (dB)	Pmea (dBuV/m)	Polarity	Limit (dBuV/m)	Margin (dB)
32.1825	8.47	-21.1	29.57	Vertical	40	31.53
61.6705	22.85	-19.3	42.15	Vertical	40	17.15
167.9825	21.87	-21.6	43.47	Vertical	43.5	21.63
191.699	16.67	-19.5	36.17	Vertical	43.5	26.83
476.103	20.44	-11.3	31.74	Vertical	46	25.56
927.832	19.78	-3	22.78	Vertical	46	26.22

For GFSK (2Mbps)
Channel No.:0

Frequency (MHz)	Result (dBuV/m)	ARpl (dB)	Pmea (dBuV/m)	Polarity	Limit (dBuV/m)	Margin (dB)
31.8915	7.9	-21.1	29	Vertical	40	32.10
62.5435	23.29	-19.5	42.79	Vertical	40	16.71
167.9825	21.93	-21.6	43.53	Vertical	43.5	21.57
192.1355	19.56	-19.4	38.96	Vertical	43.5	23.94
455.9755	21.85	-11.8	33.65	Vertical	46	24.15
950.239	19.73	-2.9	22.63	Vertical	46	26.27

For $\pi/4$ DQPSK(2Mbps)
Channel No.:0

Frequency (MHz)	Result (dBuV/m)	ARpl (dB)	Pmea (dBuV/m)	Polarity	Limit (dBuV/m)	Margin (dB)
32.1825	8.43	-21.1	29.53	Vertical	40	31.57
59.682	22.05	-18.7	40.75	Vertical	40	17.95
168.031	21.66	-21.6	43.26	Vertical	43.5	21.84
191.99	20.53	-19.4	39.93	Vertical	43.5	22.97
477.849	15.38	-11.3	26.68	Vertical	46	30.62
833.257	18.53	-4.4	22.93	Vertical	46	27.47

For 8DPSK(2Mbps)
Channel No.:0

Frequency (MHz)	Result (dBuV/m)	ARpl (dB)	Pmea (dBuV/m)	Polarity	Limit (dBuV/m)	Margin (dB)
47.072	5.43	-18.1	23.53	Vertical	40	34.57
60.3125	23.42	-18.8	42.22	Vertical	40	16.58
167.9825	21.88	-21.6	43.48	Vertical	43.5	21.62
191.9415	19.2	-19.5	38.7	Vertical	43.5	24.30
478.3825	22.16	-11.3	33.46	Vertical	46	23.84
903.776	19.15	-3.1	22.25	Vertical	46	26.85

For GFSK(1Mbps)
Channel No.:39

Frequency (MHz)	Result (dBuV/m)	ARpl (dB)	Pmea (dBuV/m)	Polarity	Limit (dBuV/m)	Margin (dB)
32.037	7.31	-21.1	28.41	Vertical	40	32.69
60.3125	23.4	-18.8	42.2	Vertical	40	16.60
168.031	21.67	-21.6	43.27	Vertical	43.5	21.83
191.99	20.54	-19.4	39.94	Vertical	43.5	22.96
455.9755	22.11	-11.8	33.91	Vertical	46	23.89
588.526	16.64	-8.3	24.94	Vertical	46	29.36

For $\pi/4$ DQPSK(1Mbps)
Channel No.:39

Frequency (MHz)	Result (dBuV/m)	ARpl (dB)	Pmea (dBuV/m)	Polarity	Limit (dBuV/m)	Margin (dB)
32.1825	8.53	-21.1	29.63	Vertical	40	31.47

58.906	19.68	-18.6	38.28	Vertical	40	20.32
167.9825	21.9	-21.6	43.5	Vertical	43.5	21.60
191.99	20.55	-19.4	39.95	Vertical	43.5	22.95
478.528	21.11	-11.3	32.41	Vertical	46	24.89
912.2635	19.48	-3.1	22.58	Vertical	46	26.52

For 8DPSK(1Mbps)
Channel No.:39

Frequency (MHz)	Result (dBuV/m)	ARpl (dB)	Pmea (dBuV/m)	Polarity	Limit (dBuV/m)	Margin (dB)
32.1825	8.54	-21.1	29.64	Vertical	40	31.46
60.9915	23.77	-19	42.77	Vertical	40	16.23
167.9825	21.88	-21.6	43.48	Vertical	43.5	21.62
191.99	20.54	-19.4	39.94	Vertical	43.5	22.96
476.879	18.74	-11.3	30.04	Vertical	46	27.26
832.4325	18.62	-4.4	23.02	Vertical	46	27.38

For GFSK(2Mbps)
Channel No.:39

Frequency (MHz)	Result (dBuV/m)	ARpl (dB)	Pmea (dBuV/m)	Polarity	Limit (dBuV/m)	Margin (dB)
32.037	7.45	-21.1	28.55	Vertical	40	32.55
61.8645	24.7	-19.3	44	Vertical	40	15.30
168.031	21.79	-21.6	43.39	Vertical	43.5	21.71
191.99	20.55	-19.4	39.95	Vertical	43.5	22.95
478.4795	21.84	-11.3	33.14	Vertical	46	24.16
949.172	19.74	-2.9	22.64	Vertical	46	26.26

For $\pi/4$ DQPSK(2Mbps)
Channel No.:39

Frequency (MHz)	Result (dBuV/m)	ARpl (dB)	Pmea (dBuV/m)	Polarity	Limit (dBuV/m)	Margin (dB)
52.9405	6.24	-18	24.24	Vertical	40	33.76
60.458	23.11	-18.9	42.01	Vertical	40	16.89
167.9825	21.87	-21.6	43.47	Vertical	43.5	21.63
192.281	18.35	-19.4	37.75	Vertical	43.5	25.15
476.685	22.01	-11.3	33.31	Vertical	46	23.99
935.398	19.87	-2.9	22.77	Vertical	46	26.13

For 8DPSK(2Mbps)
Channel No.:39

Frequency (MHz)	Result (dBuV/m)	ARpl (dB)	Pmea (dBuV/m)	Polarity	Limit (dBuV/m)	Margin (dB)
32.1825	8.46	-21.1	29.56	Vertical	40	31.54
61.8645	24.69	-19.3	43.99	Vertical	40	15.31
167.9825	21.9	-21.6	43.5	Vertical	43.5	21.60
191.7475	18.6	-19.5	38.1	Vertical	43.5	24.90
455.9755	22.04	-11.8	33.84	Vertical	46	23.96
912.6515	19.38	-3.1	22.48	Vertical	46	26.62

For GFSK(1Mbps)
Channel No.:78

Frequency (MHz)	Result (dBuV/m)	ARpl (dB)	Pmea (dBuV/m)	Polarity	Limit (dBuV/m)	Margin (dB)
51.631	6.82	-17.9	24.72	Vertical	40	33.18
61.137	24.6	-19.1	43.7	Vertical	40	15.40
168.128	20.94	-21.6	42.54	Vertical	43.5	22.56
191.99	20.55	-19.4	39.95	Vertical	43.5	22.95
478.4795	22.44	-11.3	33.74	Vertical	46	23.56
901.5935	19.21	-3.1	22.31	Vertical	46	26.79

For $\pi/4$ DQPSK(1Mbps)
Channel No.:78

Frequency (MHz)	Result (dBuV/m)	ARpl (dB)	Pmea (dBuV/m)	Polarity	Limit (dBuV/m)	Margin (dB)
51.534	6.79	-17.9	24.69	Vertical	40	33.21
61.719	23.91	-19.3	43.21	Vertical	40	16.09
167.934	20.76	-21.6	42.36	Vertical	43.5	22.74
192.0385	20.1	-19.4	39.5	Vertical	43.5	23.40
478.625	22.21	-11.3	33.51	Vertical	46	23.79
839.9985	20.11	-4.4	24.51	Vertical	46	25.89

For 8DPSK(1Mbps)
Channel No.:78

Frequency (MHz)	Result (dBuV/m)	ARpl (dB)	Pmea (dBuV/m)	Polarity	Limit (dBuV/m)	Margin (dB)
32.1825	8.44	-21.1	29.54	Vertical	40	31.56
62.6405	22.45	-19.6	42.05	Vertical	40	17.55
167.9825	21.97	-21.6	43.57	Vertical	43.5	21.53
191.99	20.57	-19.4	39.97	Vertical	43.5	22.93
532.8965	19.25	-10.1	29.35	Vertical	46	26.75
786.2605	17.3	-5.1	22.4	Vertical	46	28.70

For GFSK(2Mbps)
Channel No.:78

Frequency (MHz)	Result (dBuV/m)	ARpl (dB)	Pmea (dBuV/m)	Polarity	Limit (dBuV/m)	Margin (dB)
52.2615	6.92	-18	24.92	Vertical	40	33.08
60.943	22.55	-19	41.55	Vertical	40	17.45
167.9825	21.8	-21.6	43.4	Vertical	43.5	21.70
191.796	18.99	-19.5	38.49	Vertical	43.5	24.51
455.9755	22.04	-11.8	33.84	Vertical	46	23.96
589.011	18.97	-8.3	27.27	Vertical	46	27.03

For $\pi/4$ DQPSK(2Mbps)
Channel No.:78

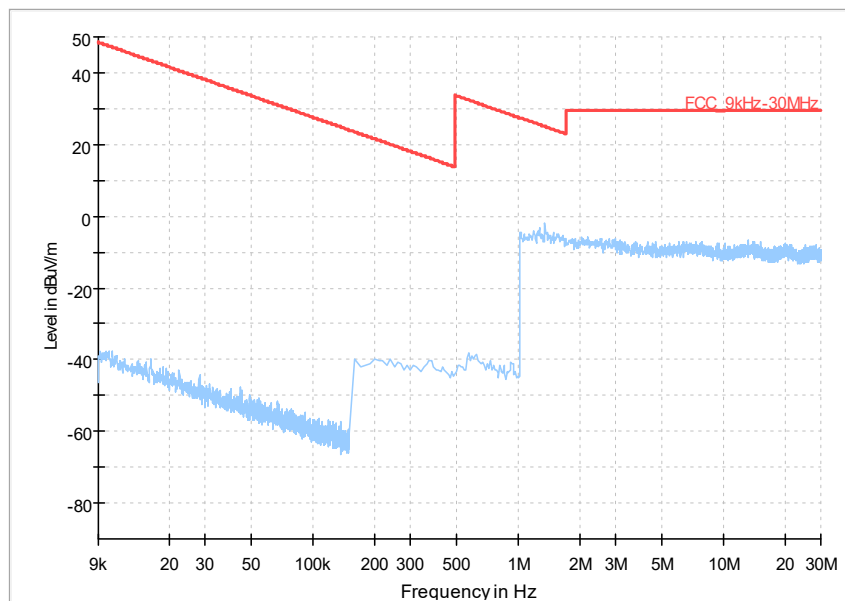
Frequency (MHz)	Result (dBuV/m)	ARpl (dB)	Pmea (dBuV/m)	Polarity	Limit (dBuV/m)	Margin (dB)
-----------------	-----------------	-----------	---------------	----------	----------------	-------------

47.266	5.27	-18	23.27	Vertical	40	34.73
61.7675	24.48	-19.3	43.78	Vertical	40	15.52
168.5645	17.77	-21.6	39.37	Vertical	43.5	25.73
191.99	20.51	-19.4	39.91	Vertical	43.5	22.99
478.528	22.33	-11.3	33.63	Vertical	46	23.67
830.444	18.48	-4.5	22.98	Vertical	46	27.52

For 8DPSK(2Mbps)
Channel No.:78

Frequency (MHz)	Result (dBuV/m)	ARpl (dB)	Pmea (dBuV/m)	Polarity	Limit (dBuV/m)	Margin (dB)
32.231	8.83	-21	29.83	Vertical	40	31.17
63.077	17.3	-19.7	37	Vertical	40	22.70
167.9825	21.91	-21.6	43.51	Vertical	43.5	21.59
191.99	20.63	-19.4	40.03	Vertical	43.5	22.87
478.5765	21.58	-11.3	32.88	Vertical	46	24.42
934.3795	19.87	-3	22.87	Vertical	46	26.13

Full Spectrum



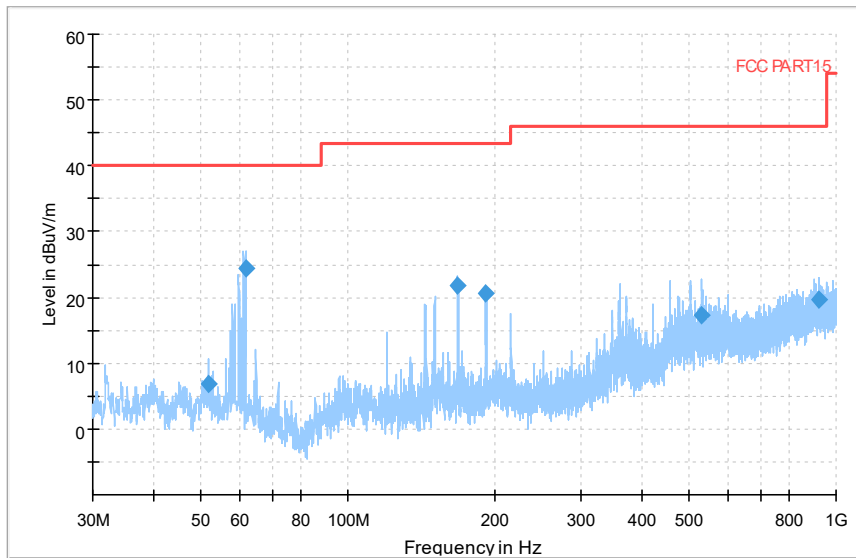
Frequency Range: 9kHz -30MHz

Detector: QP mode

Note: The relevant tests have been performed in order to verify in which mode would have the worst features, the result show above is the worst case.

Carrier frequency (MHz): 2402
Channel No.:0

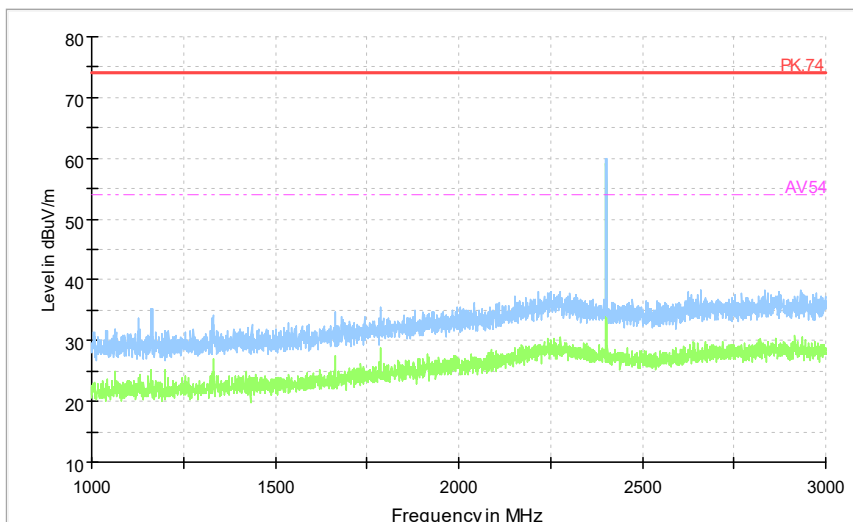
Full Spectrum



Comment

Frequency Range: 30MHz-1000MHz
Detector: QP mode
Modulation type: GFSK(1Mbps)

Full Spectrum

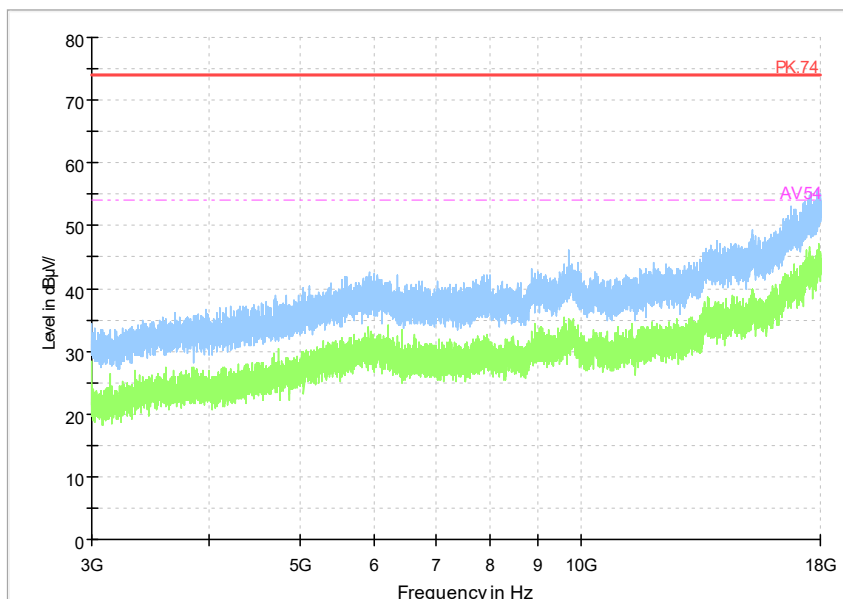


Preview Result 2-AVG Preview Result 1-PK+ PK.74 AV.54

Comment

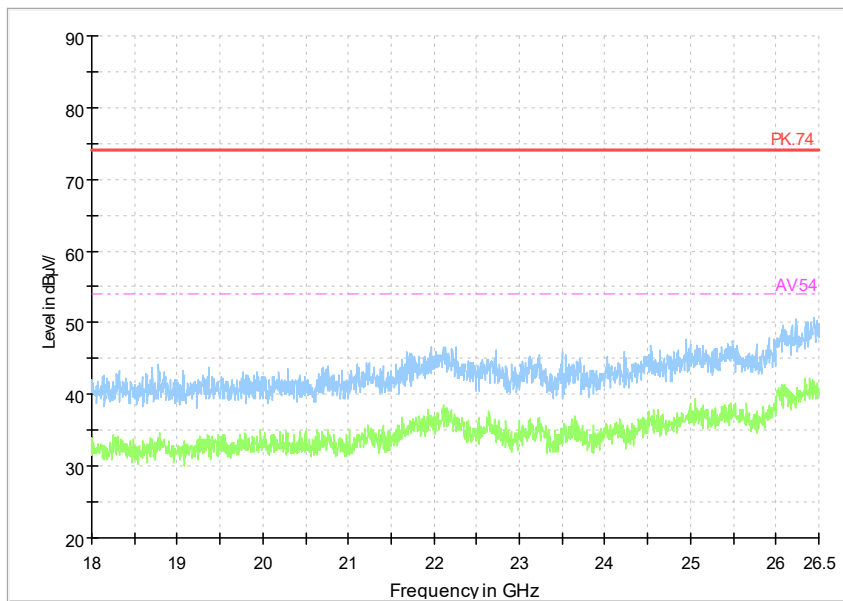
Frequency Range: 1GHz-3GHz
Detector: Av mode and PK mode
Modulation type: GFSK(1Mbps)

Full Spectrum



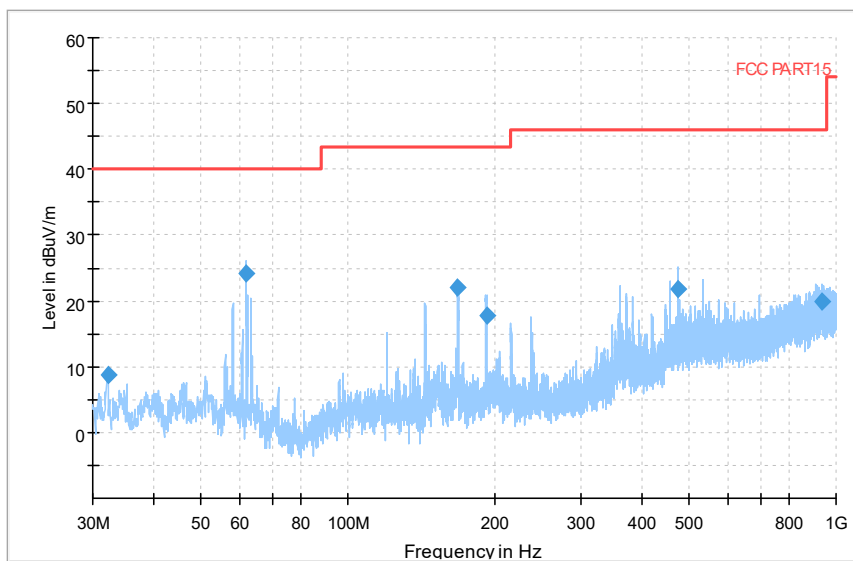
Frequency Range: 3GHz-18GHz
Detector: Av mode and PK mode
Modulation type: GFSK(1Mbps)

Full Spectrum



Frequency Range: 18GHz-26GHz
Detector: Av mode and PK mode
Modulation type: GFSK(1Mbps)

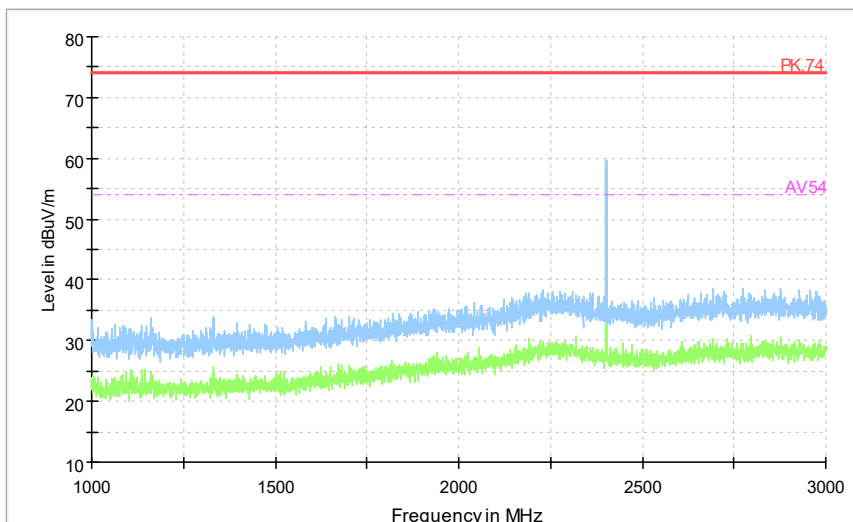
Full Spectrum



Comment

Frequency Range: 30MHz-1000 MHz
Detector: QP mode
Modulation type: $\pi/4$ DQPSK(1Mbps)

Full Spectrum

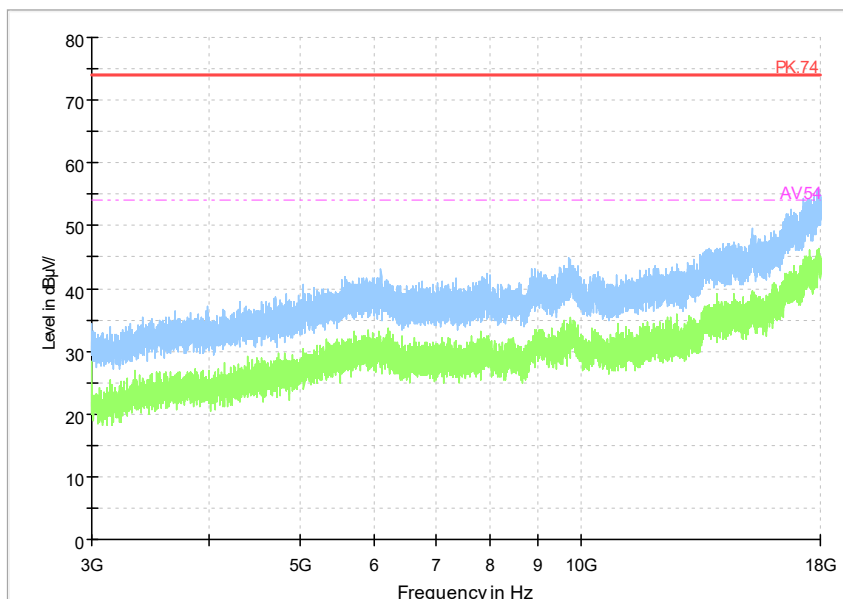


Preview Result 2-AVG Preview Result 1-PK+ PK.74 AV54

Comment

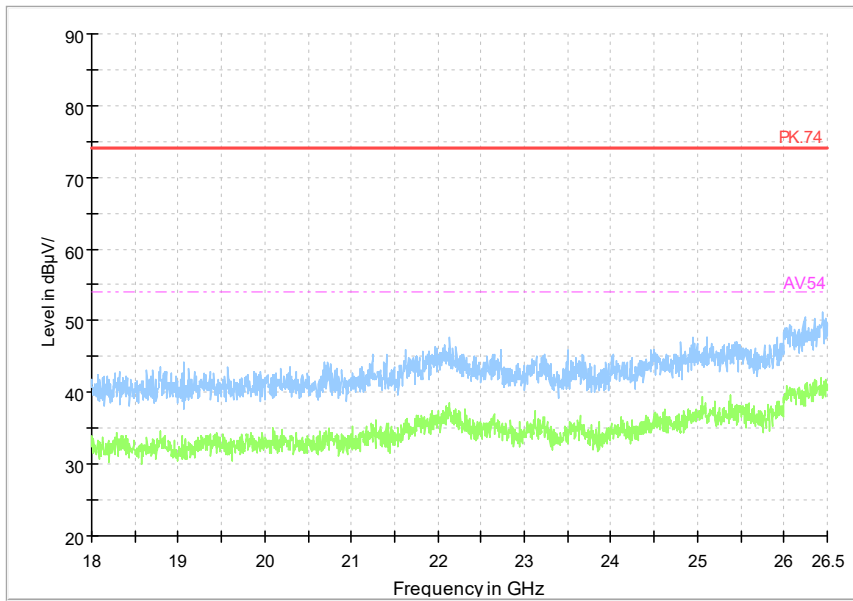
Frequency Range: 1GHz-3GHz
Detector: Av mode and PK mode
Modulation type: $\pi/4$ DQPSK(1Mbps)

Full Spectrum



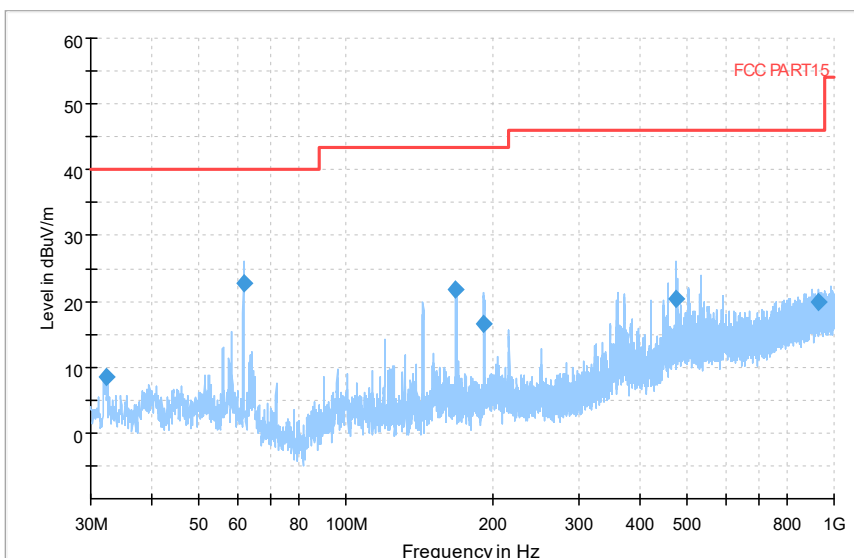
Frequency Range: 3GHz-18GHz
Detector: Av mode and PK mode
Modulation type: $\pi/4$ DQPSK(1Mbps)

Full Spectrum



Frequency Range: 18GHz-26GHz
Detector: Av mode and PK mode
Modulation type: $\pi/4$ DQPSK(1Mbps)

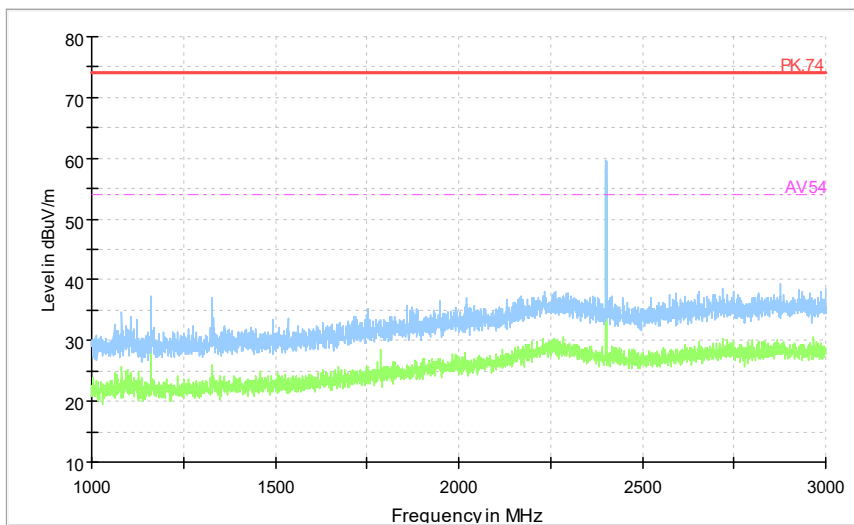
Full Spectrum



Comment

Frequency Range: 30MHz-1000 MHz
Detector: QP mode
Modulation type: 8DPSK(1Mbps)

Full Spectrum

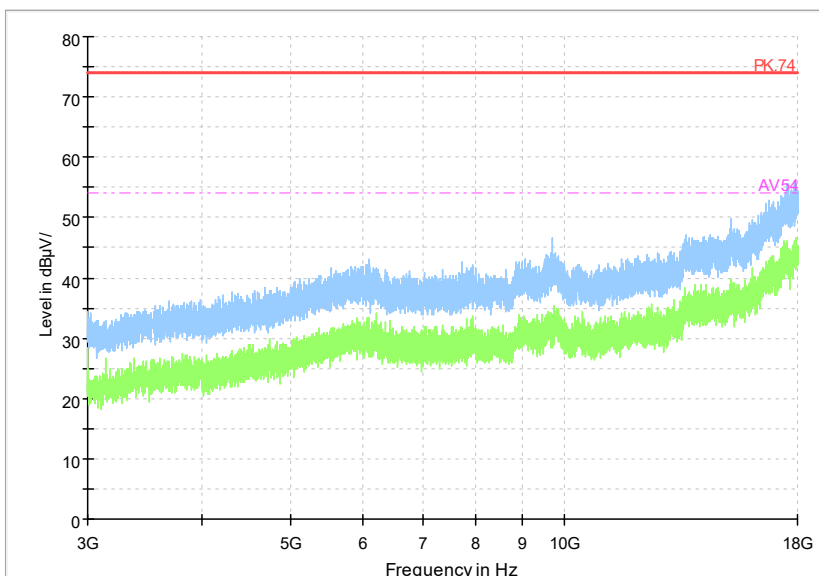


Preview Result 2-AVG Preview Result 1-PK+ PK.74 AV.54

Comment

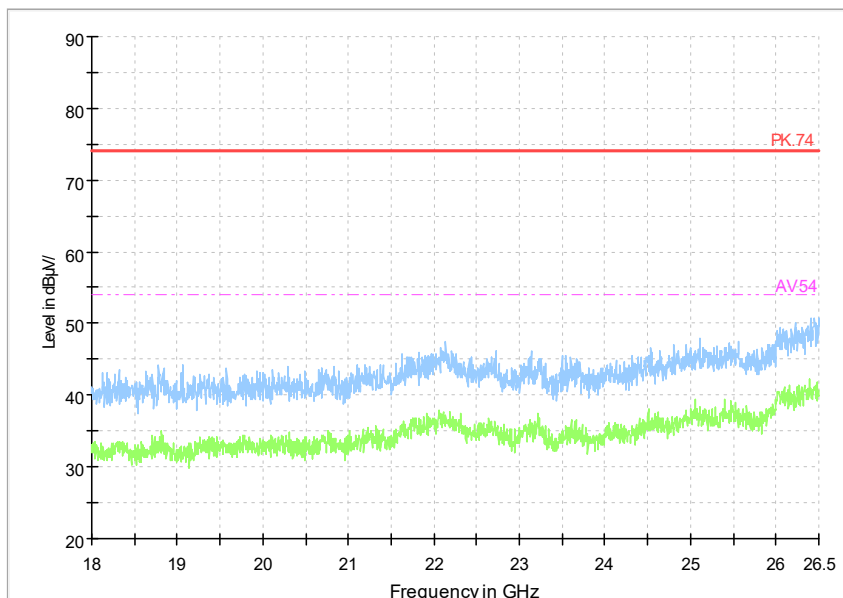
Frequency Range: 1GHz-3GHz
Detector: Av mode and PK mode
Modulation type: 8DPSK(1Mbps)

Full Spectrum



Frequency Range: 3GHz-18GHz
Detector: Av mode and PK mode
Modulation type: 8DPSK(1Mbps)

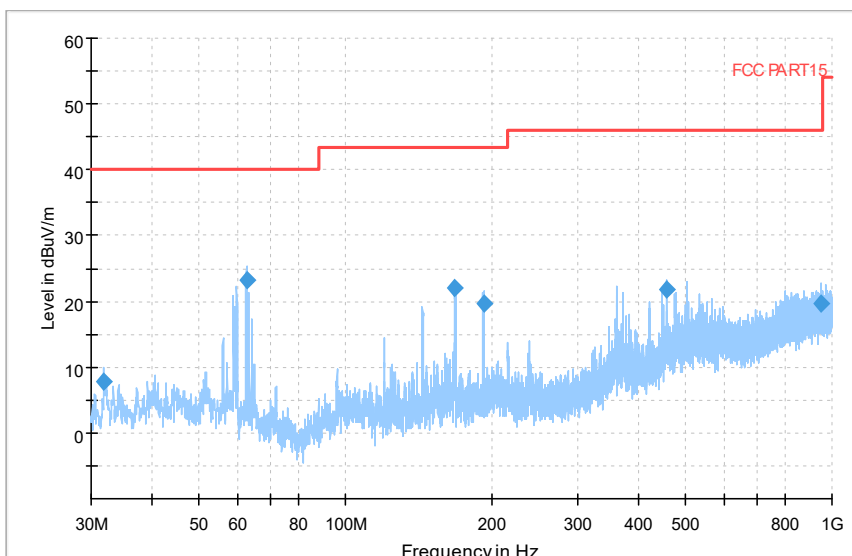
Full Spectrum



Frequency Range: 18GHz-26GHz
Detector: Av mode and PK mode
Modulation type: 8DPSK(1Mbps)

Carrier frequency (MHz): 2402
Channel No.:0

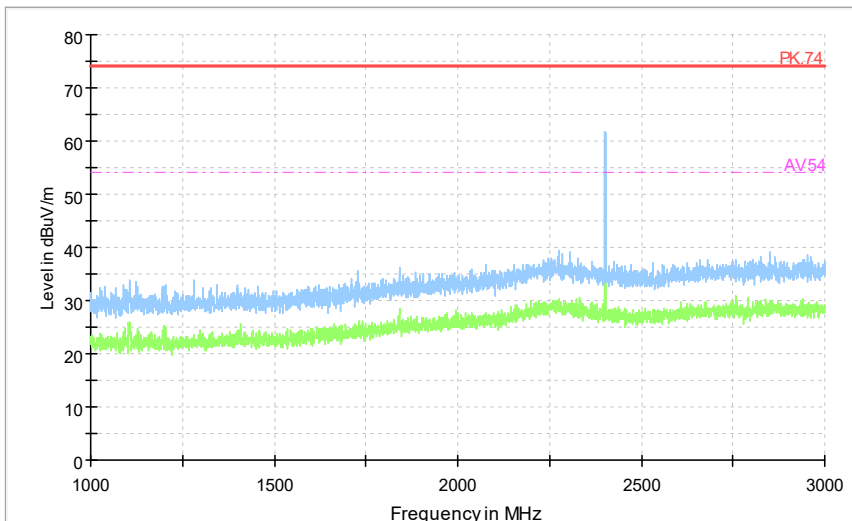
Full Spectrum



Comment

Frequency Range: 30MHz-1000MHz
Detector: QP mode
Modulation type: GFSK(2Mbps)

Full Spectrum

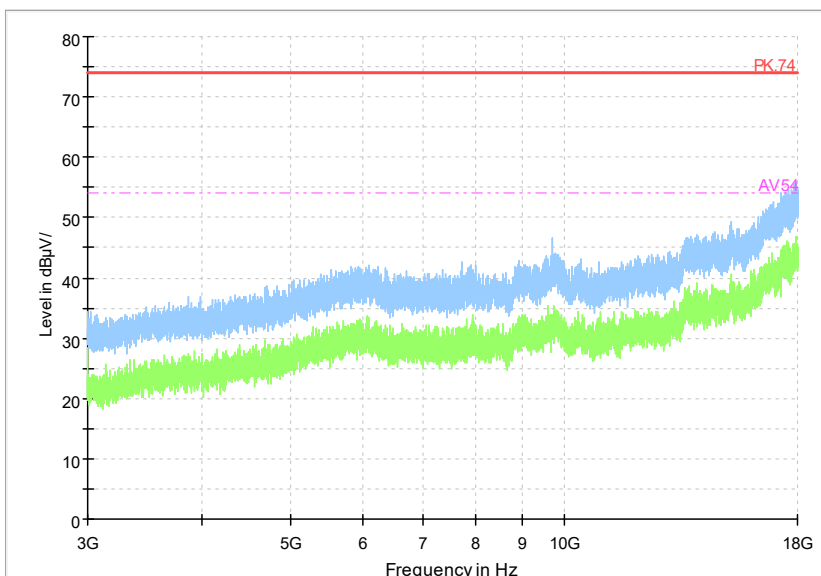


Preview Result 2-AVG Preview Result 1-PK+ PK.74 AV54

Comment

Frequency Range: 1GHz-3GHz
Detector: Av mode and PK mode
Modulation type: GFSK(2Mbps)

Full Spectrum



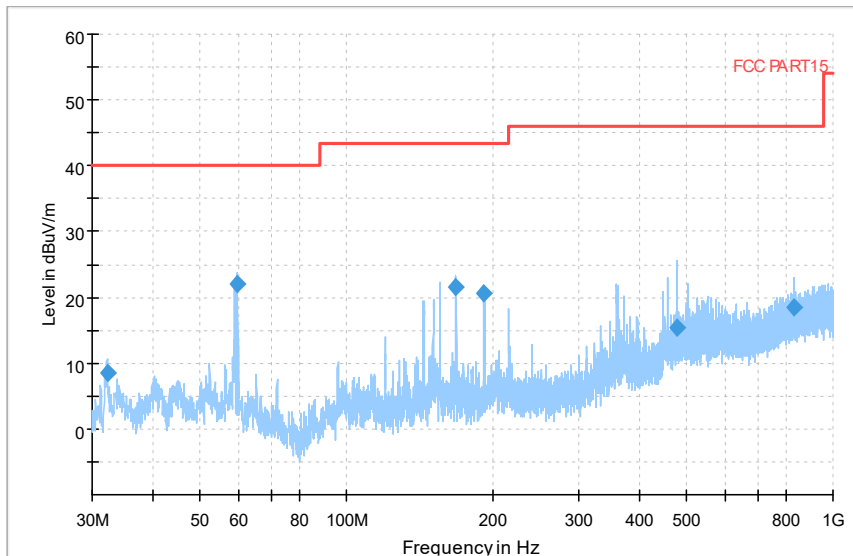
Frequency Range: 3GHz-18GHz
Detector: Av mode and PK mode
Modulation type: GFSK(2Mbps)

Full Spectrum



Frequency Range: 18GHz-26GHz
Detector: Av mode and PK mode
Modulation type: GFSK(2Mbps)

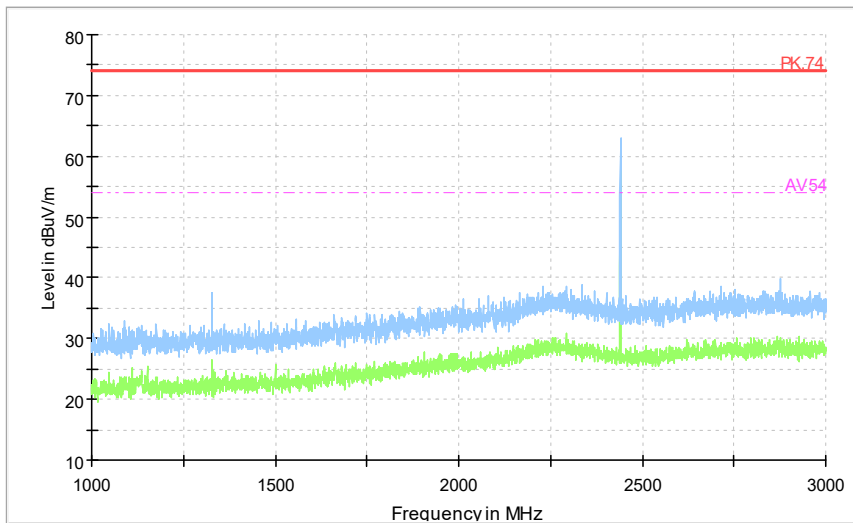
Full Spectrum



Comment

Frequency Range: 30MHz-1000 MHz
Detector: QP mode
Modulation type: $\pi/4$ DQPSK(2Mbps)

Full Spectrum

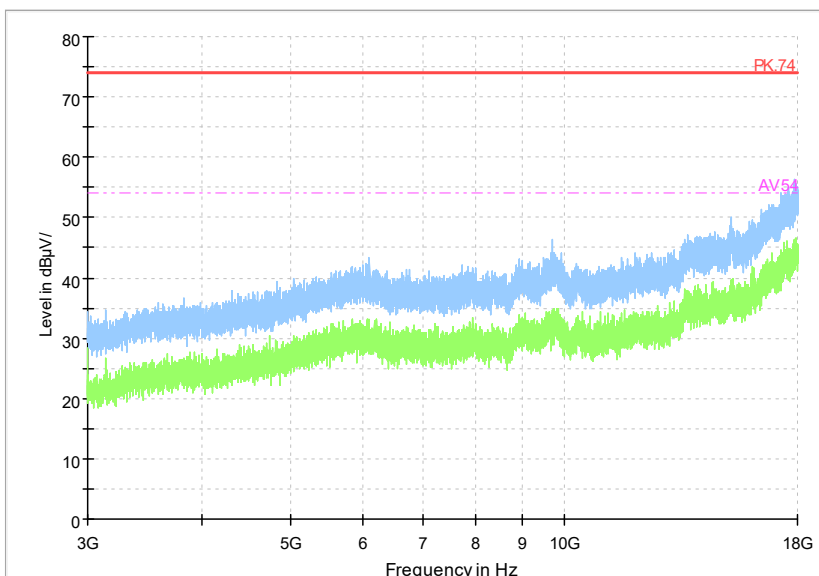


Preview Result 2-AVG Preview Result 1-PK+ PK.74 AV.54

Comment

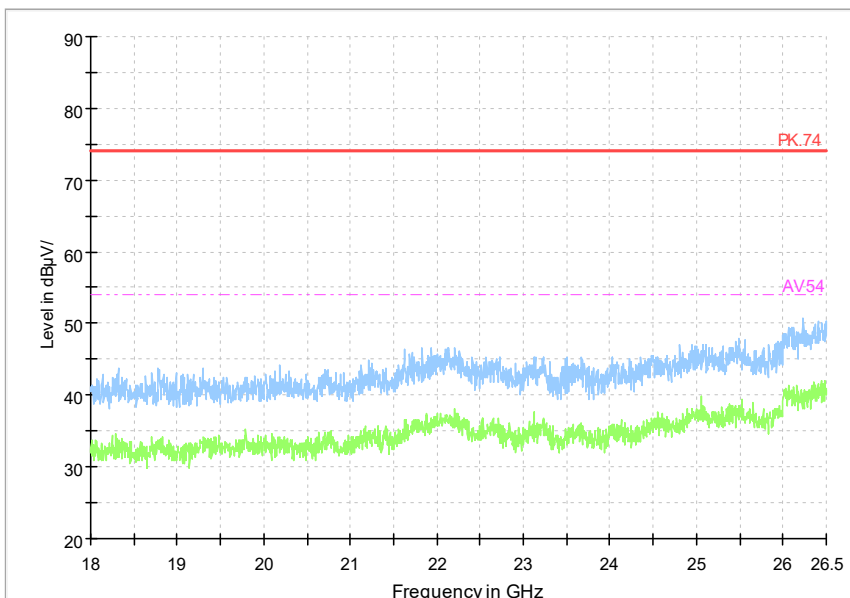
Frequency Range: 1GHz-3GHz
Detector: Av mode and PK mode
Modulation type: $\pi/4$ DQPSK(2Mbps)

Full Spectrum



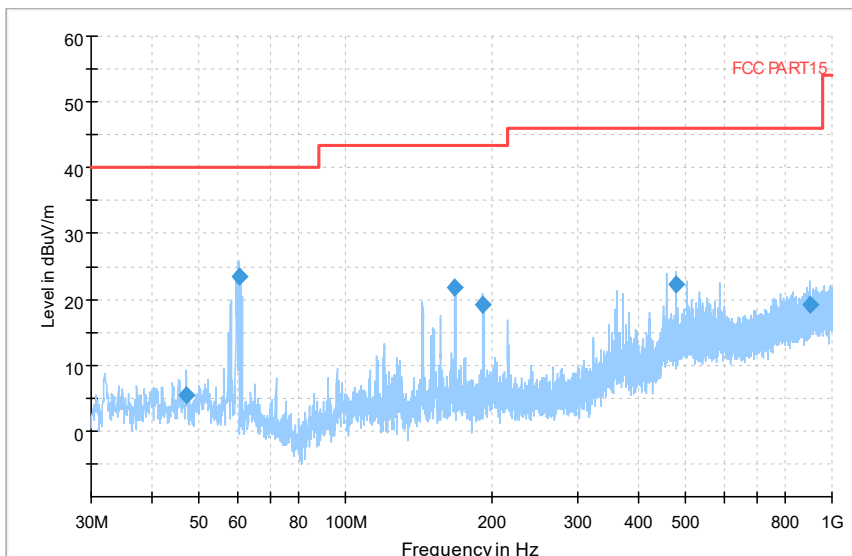
Frequency Range: 3GHz-18GHz
Detector: Av mode and PK mode
Modulation type: $\pi/4$ DQPSK(2Mbps)

Full Spectrum



Frequency Range: 18GHz-26GHz
Detector: Av mode and PK mode
Modulation type: $\pi/4$ DQPSK(2Mbps)

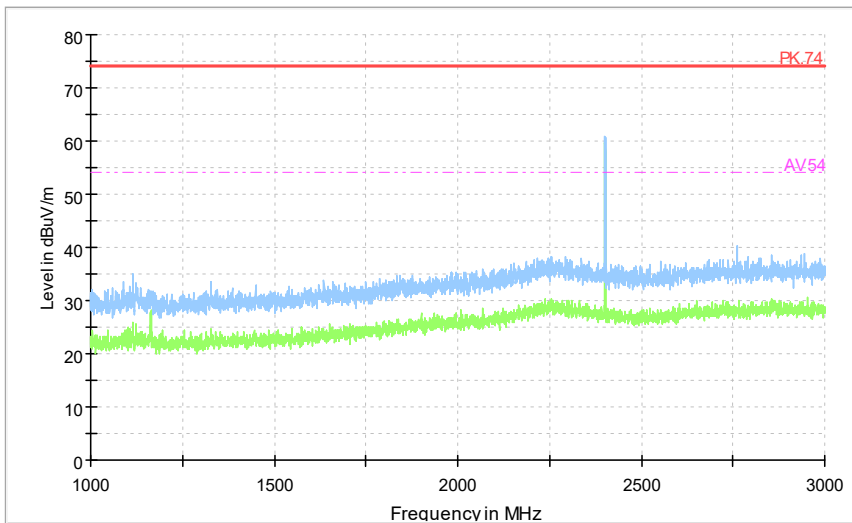
Full Spectrum



Comment

Frequency Range: 30MHz-1000 MHz
Detector: QP mode
Modulation type: 8DPSK(2Mbps)

Full Spectrum

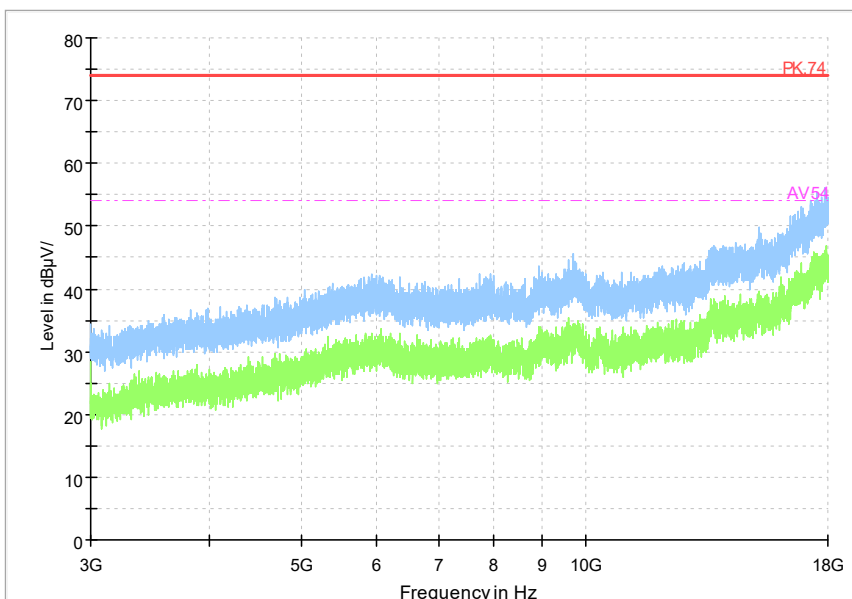


Preview Result 2-AVG Preview Result 1-PK+ PK.74 AV54

Comment

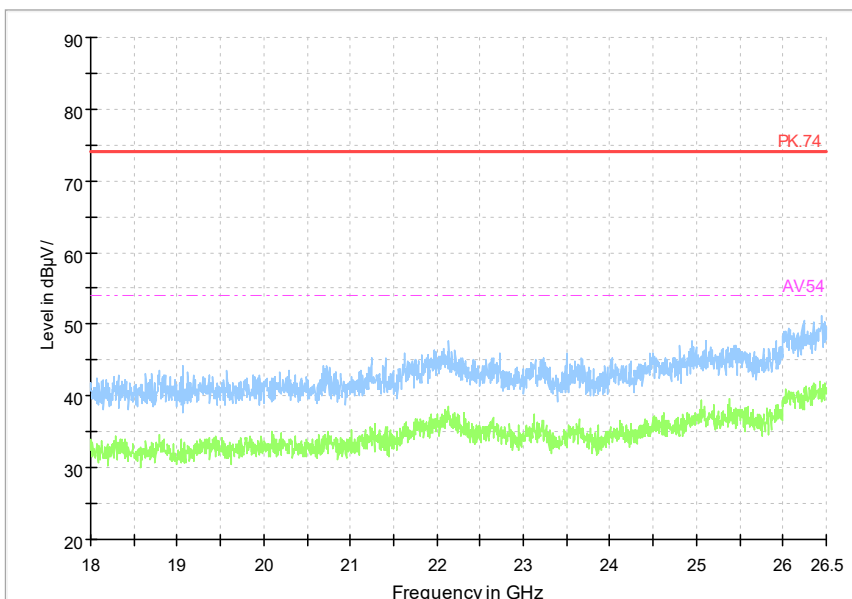
Frequency Range: 1GHz-3GHz
Detector: Av mode and PK mode
Modulation type: 8DPSK(2Mbps)

Full Spectrum



Frequency Range: 3GHz-18GHz
Detector: Av mode and PK mode
Modulation type: 8DPSK(2Mbps)

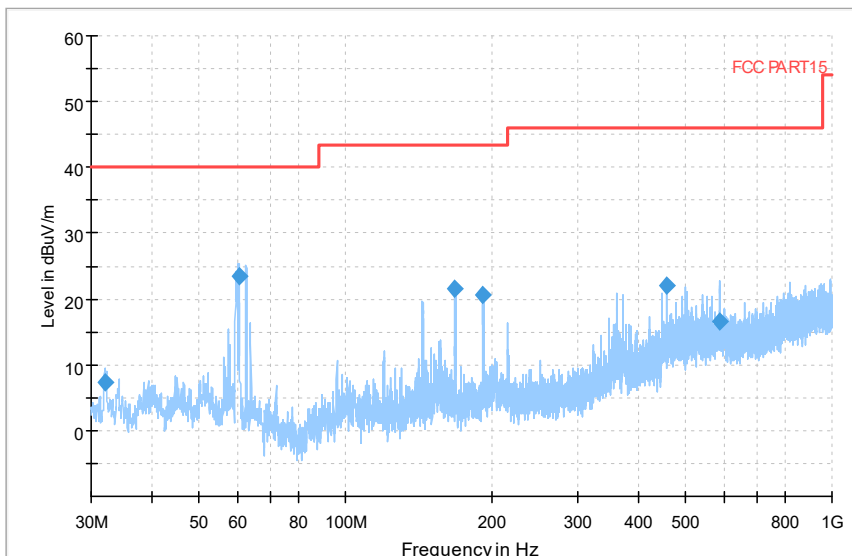
Full Spectrum



Frequency Range: 18GHz-26GHz
Detector: Av mode and PK mode
Modulation type: 8DPSK(2Mbps)

Carrier frequency (MHz): 2441
Channel No.:39

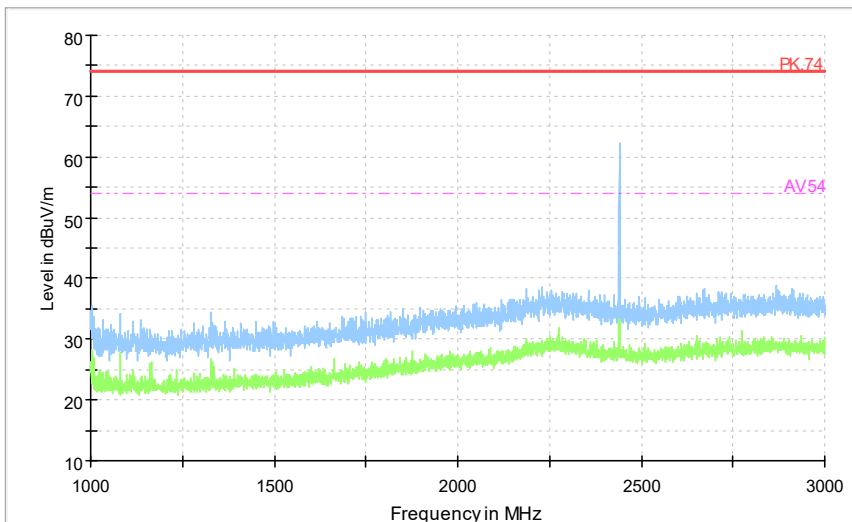
Full Spectrum



Comment

Frequency Range: 30MHz-1000MHz
Detector: QP mode
Modulation type: GFSK(1Mbps)

Full Spectrum

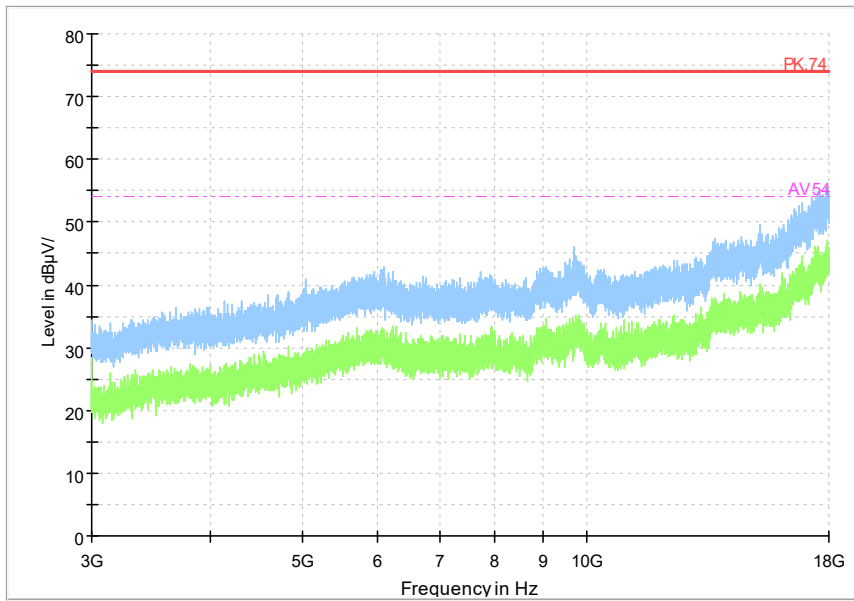


Preview Result 2-AVG Preview Result 1-PK+ PK.74 AV54

Comment

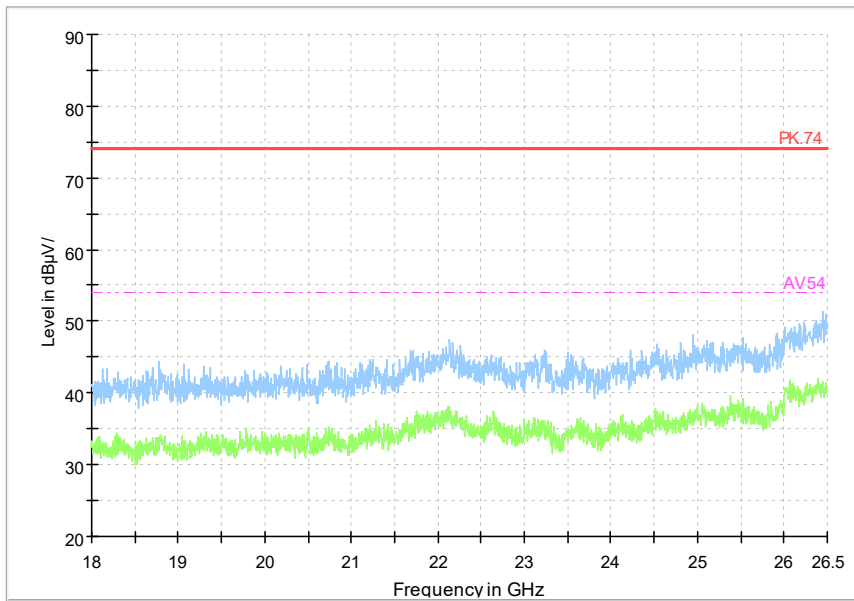
Frequency Range: 1GHz-3GHz
Detector: Av mode and PK mode
Modulation type: GFSK(1Mbps)

Full Spectrum



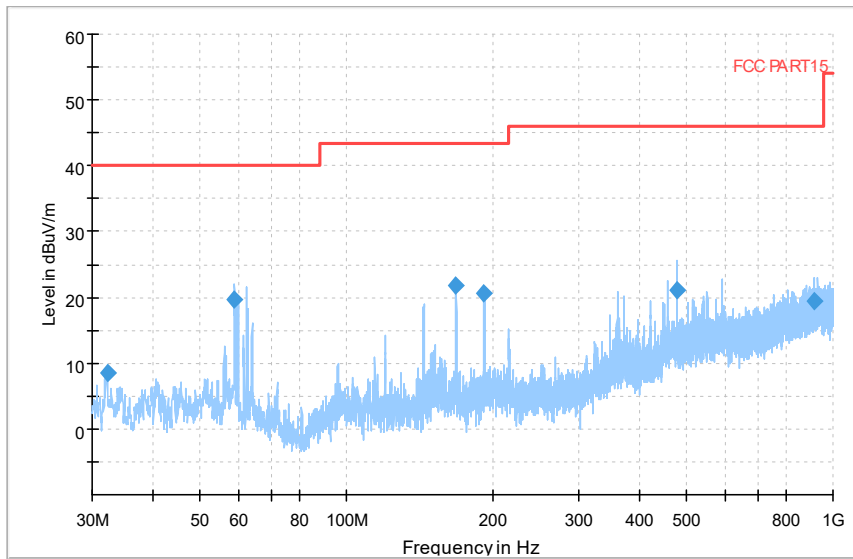
Frequency Range: 3GHz-18GHz
Detector: Av mode and PK mode
Modulation type: GFSK(1Mbps)

Full Spectrum



Frequency Range: 18GHz-26GHz
Detector: Av mode and PK mode
Modulation type: GFSK(1Mbps)

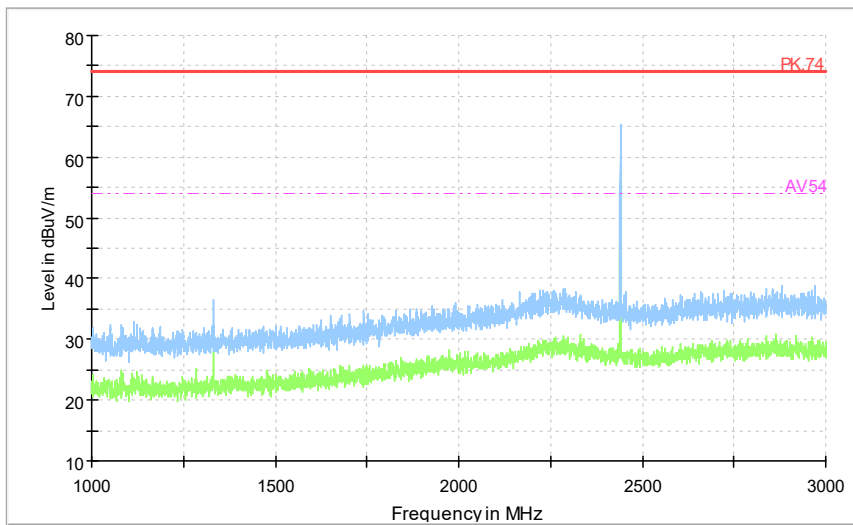
Full Spectrum



Comment

Frequency Range: 30MHz-1000 MHz
Detector: QP mode
Modulation type: $\pi/4$ DQPSK(1Mbps)

Full Spectrum

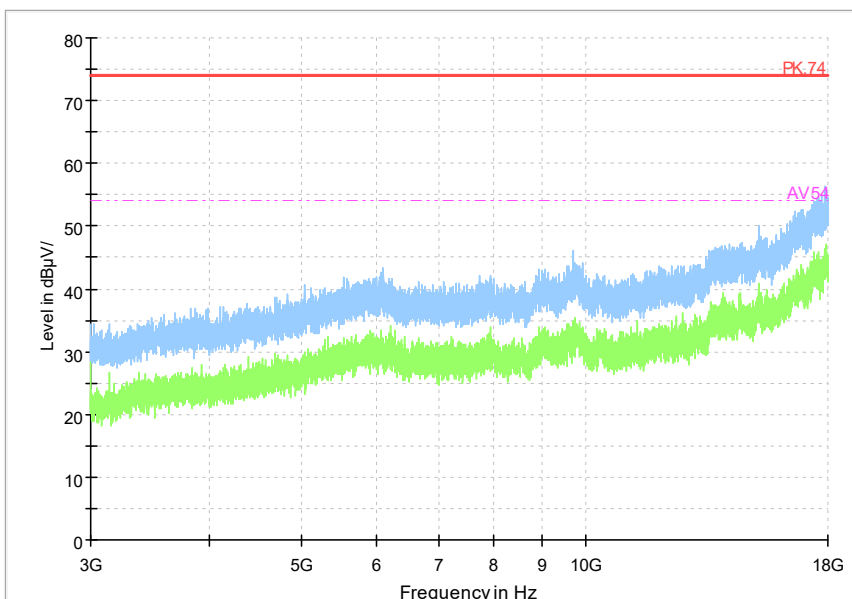


Preview Result 2-AVG Preview Result 1-PK+ PK.74 AV.54

Comment

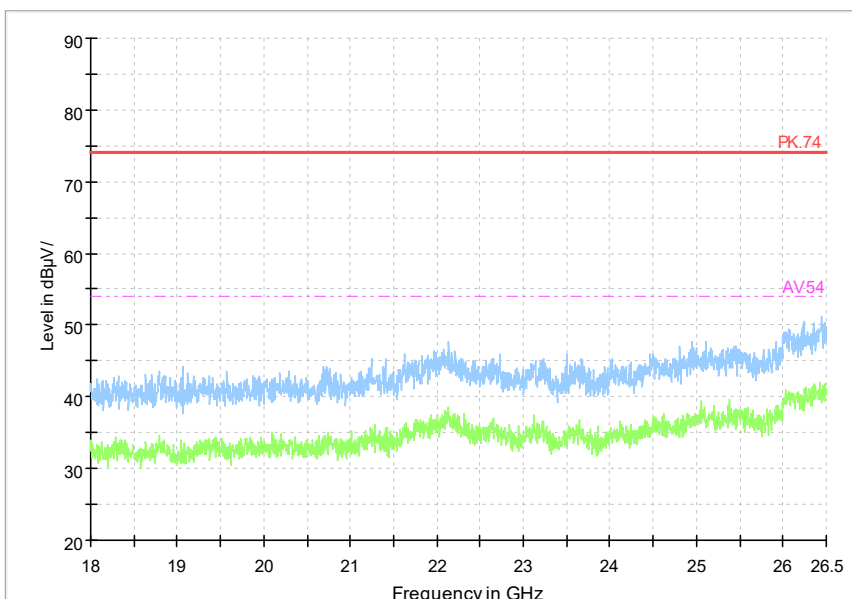
Frequency Range: 1GHz-3GHz
Detector: Av mode and PK mode
Modulation type: $\pi/4$ DQPSK(1Mbps)

Full Spectrum



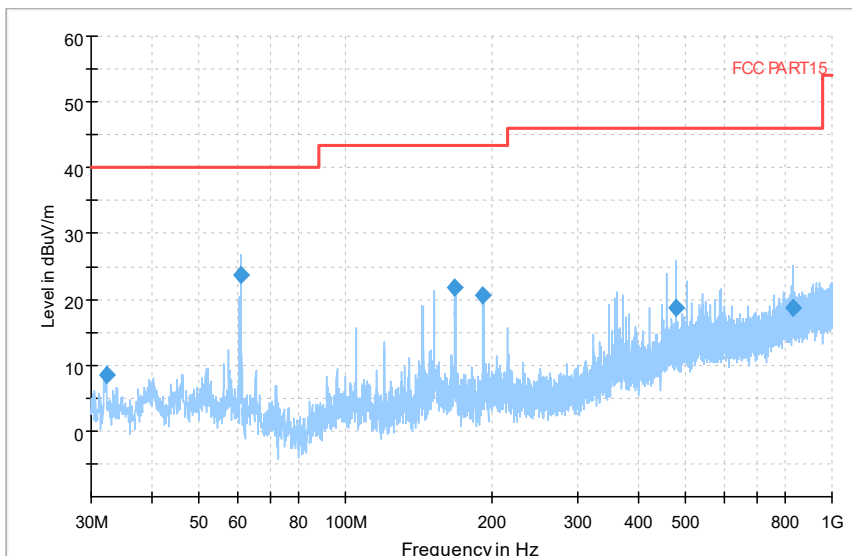
Frequency Range: 3GHz-18GHz
Detector: Av mode and PK mode
Modulation type: $\pi/4$ DQPSK(1Mbps)

Full Spectrum



Frequency Range: 18GHz-26GHz
Detector: Av mode and PK mode
Modulation type: $\pi/4$ DQPSK(1Mbps)

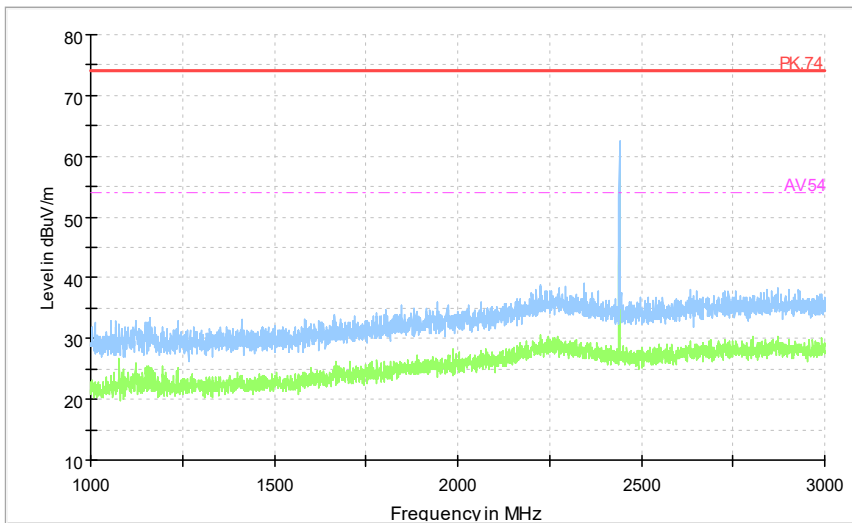
Full Spectrum



Comment

Frequency Range: 30MHz-1000 MHz
Detector: QP mode
Modulation type: 8DPSK(1Mbps)

Full Spectrum

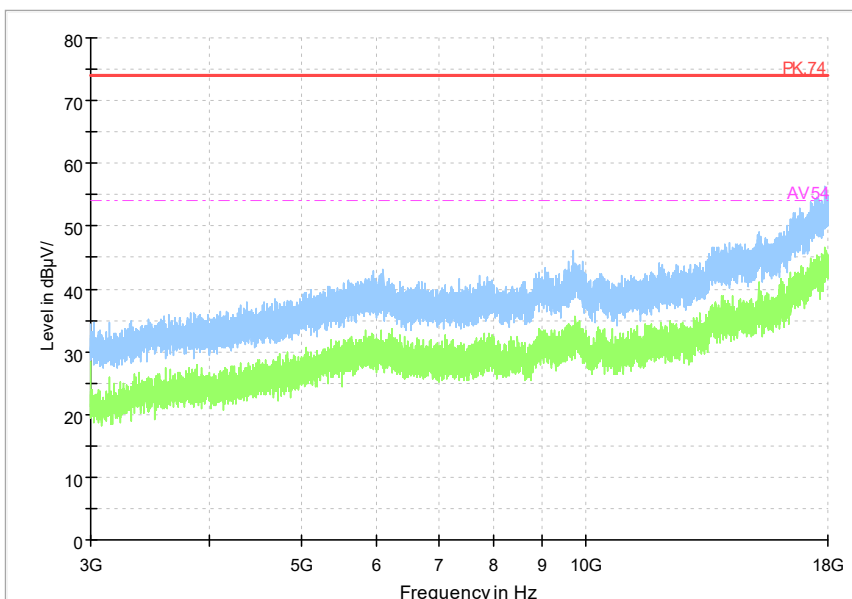


Preview Result 2-AVG Preview Result 1-PK+ PK.74 AV54

Comment

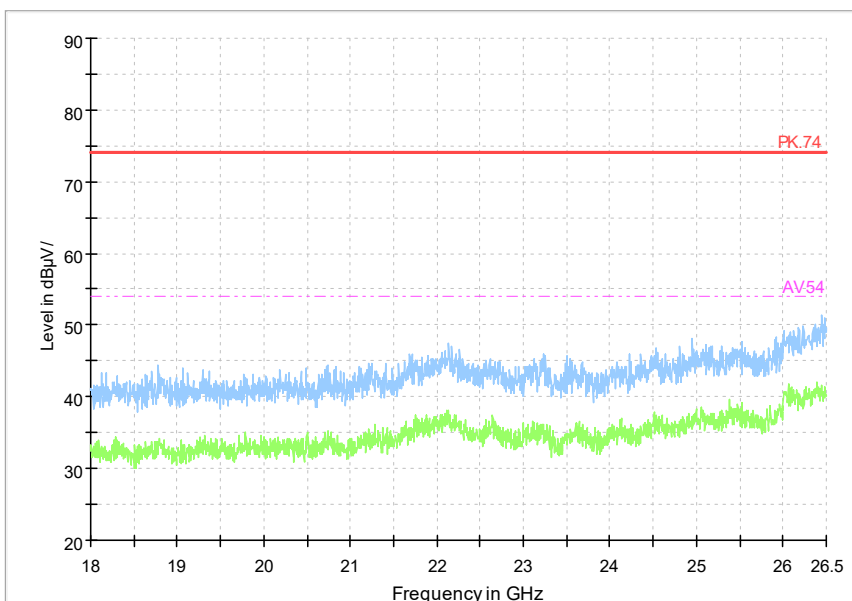
Frequency Range: 1GHz-3GHz
Detector: Av mode and PK mode
Modulation type: 8DPSK(1Mbps)

Full Spectrum



Frequency Range: 3GHz-18GHz
Detector: Av mode and PK mode
Modulation type: 8DPSK(1Mbps)

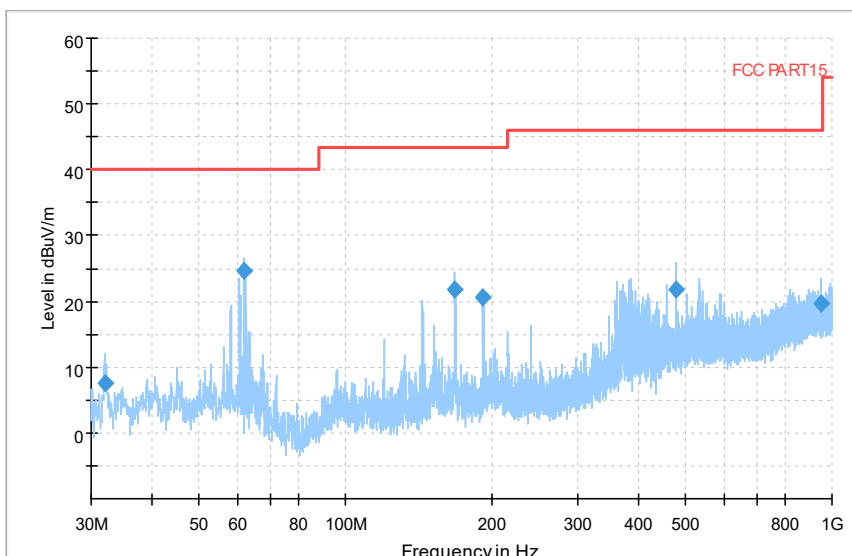
Full Spectrum



Frequency Range: 18GHz-26GHz
Detector: Av mode and PK mode
Modulation type: 8DPSK(1Mbps)

Carrier frequency (MHz): 2441
Channel No.:39

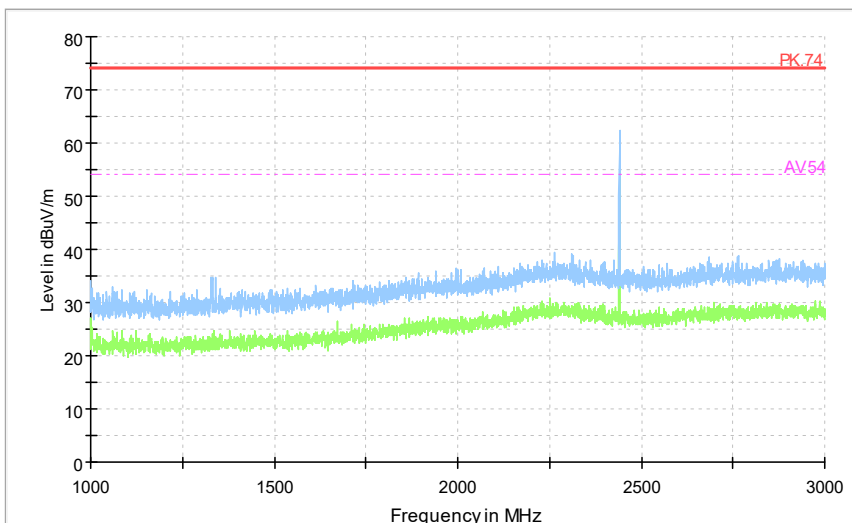
Full Spectrum



Comment

Frequency Range: 30MHz-1000MHz
Detector: QP mode
Modulation type: GFSK(2Mbps)

Full Spectrum

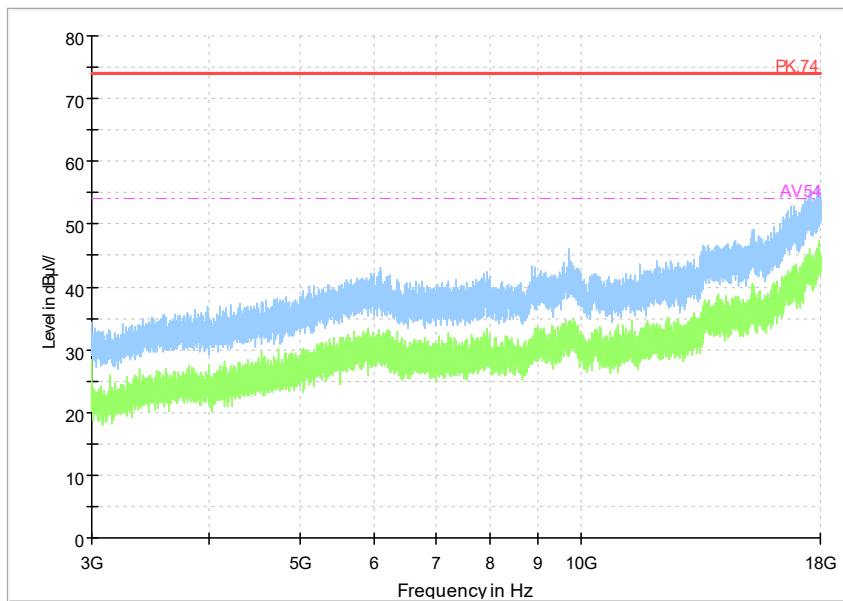


Preview Result 2-AVG Preview Result 1-PK+ PK.74 AV54

Comment

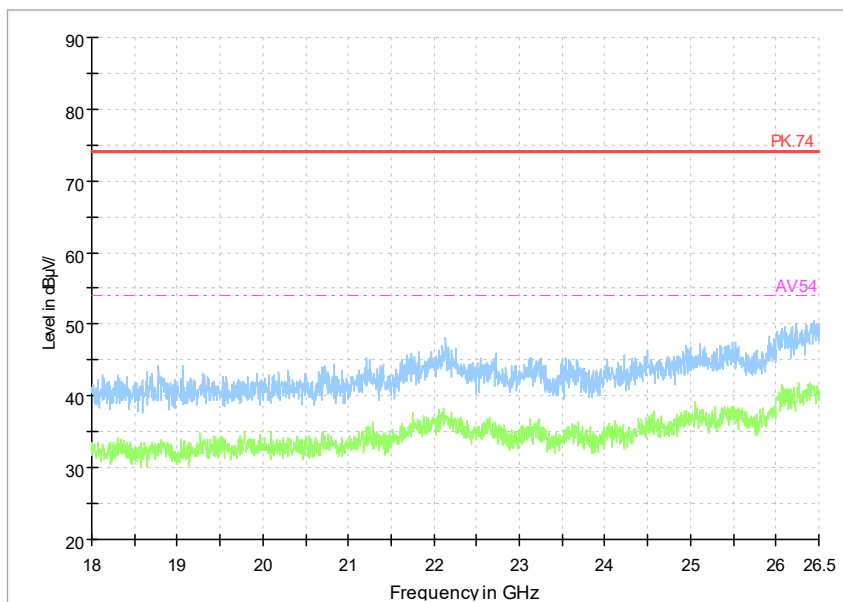
Frequency Range: 1GHz-3GHz
Detector: Av mode and PK mode
Modulation type: GFSK(2Mbps)

Full Spectrum



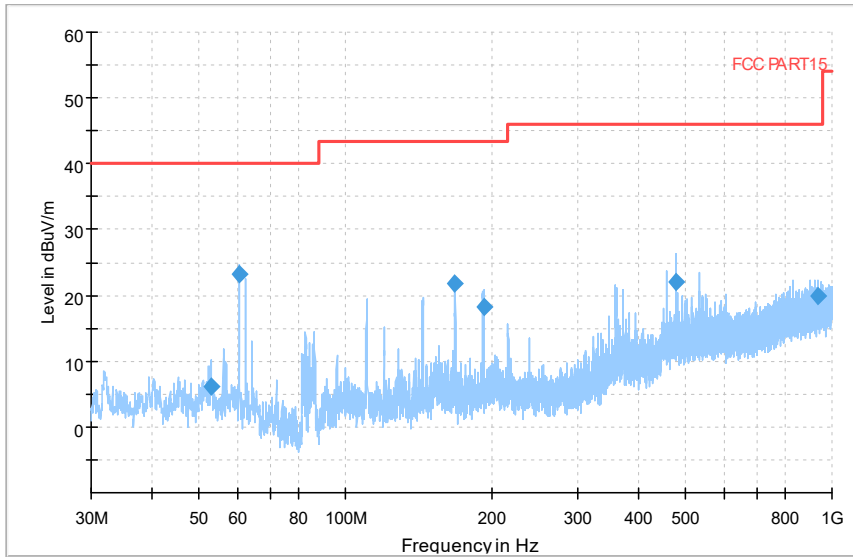
Frequency Range: 3GHz-18GHz
Detector: Av mode and PK mode
Modulation type: GFSK(2Mbps)

Full Spectrum



Frequency Range: 18GHz-26GHz
Detector: Av mode and PK mode
Modulation type: GFSK(2Mbps)

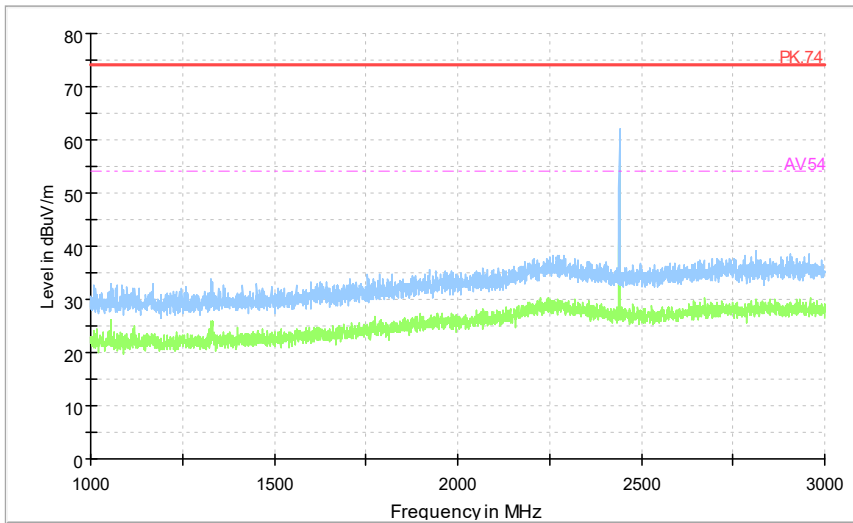
Full Spectrum



Comment

Frequency Range: 30MHz-1000 MHz
Detector: QP mode
Modulation type: $\pi/4$ DQPSK(2Mbps)

Full Spectrum

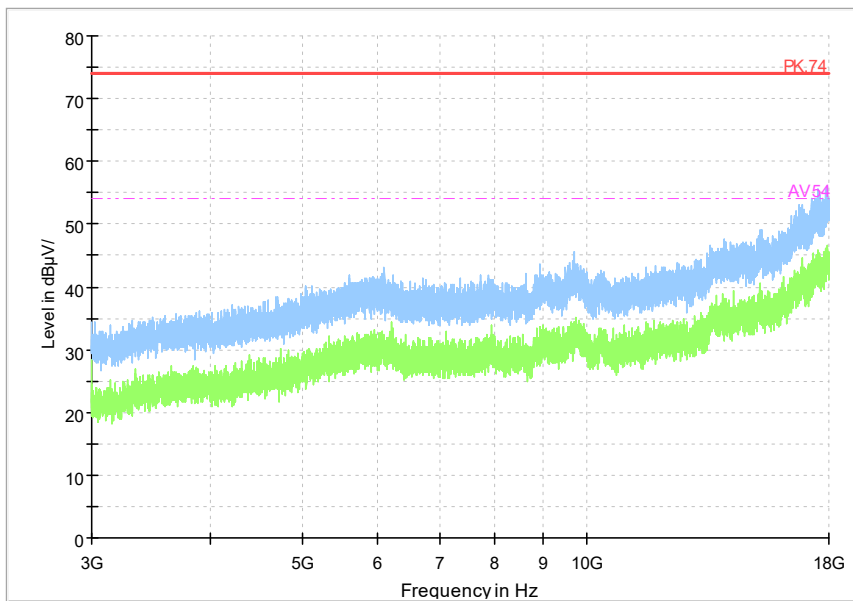


Preview Result 2-AVG Preview Result 1-PK+ PK.74 AV54

Comment

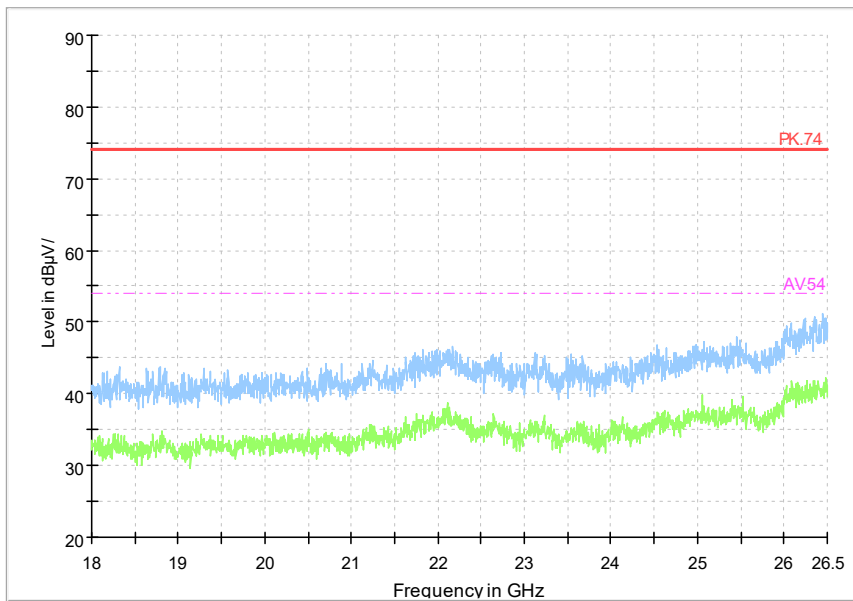
Frequency Range: 1GHz-3GHz
Detector: Av mode and PK mode
Modulation type: $\pi/4$ DQPSK(2Mbps)

Full Spectrum



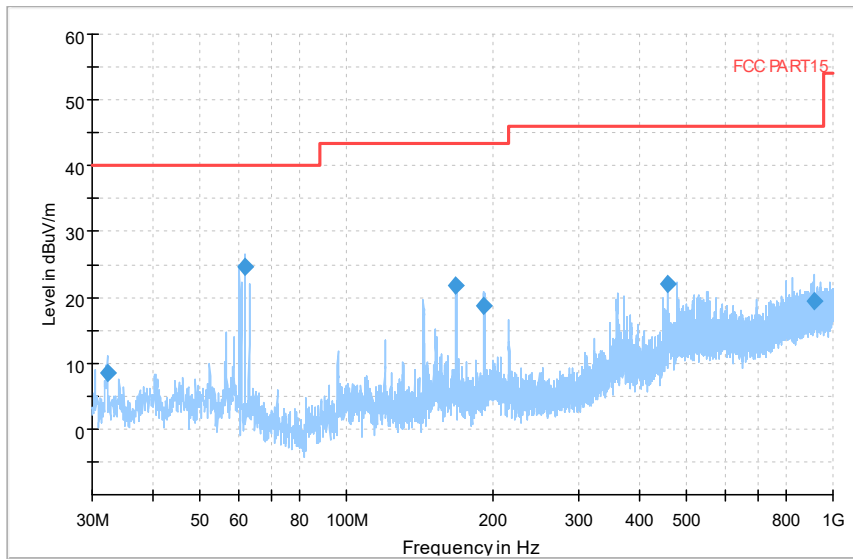
Frequency Range: 3GHz-18GHz
Detector: Av mode and PK mode
Modulation type: $\pi/4$ DQPSK(2Mbps)

Full Spectrum



Frequency Range: 18GHz-26GHz
Detector: Av mode and PK mode
Modulation type: $\pi/4$ DQPSK(2Mbps)

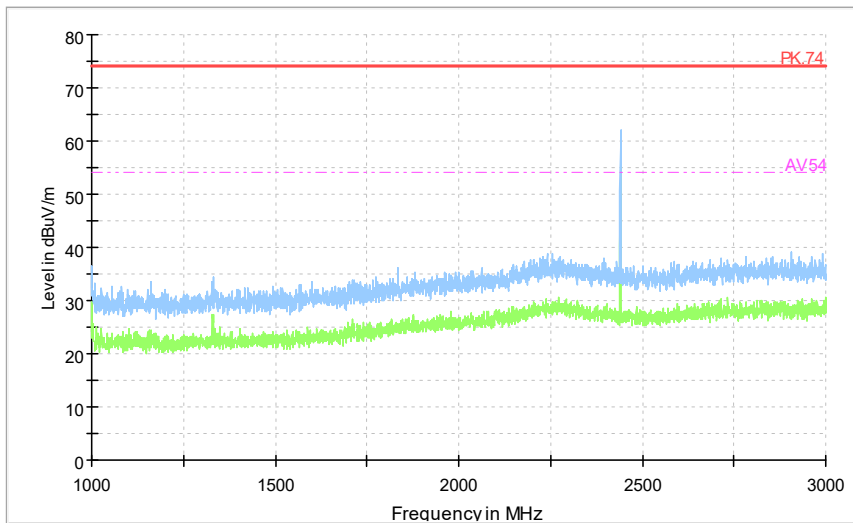
Full Spectrum



Comment

Frequency Range: 30MHz-1000 MHz
Detector: QP mode
Modulation type: 8DPSK(2Mbps)

Full Spectrum

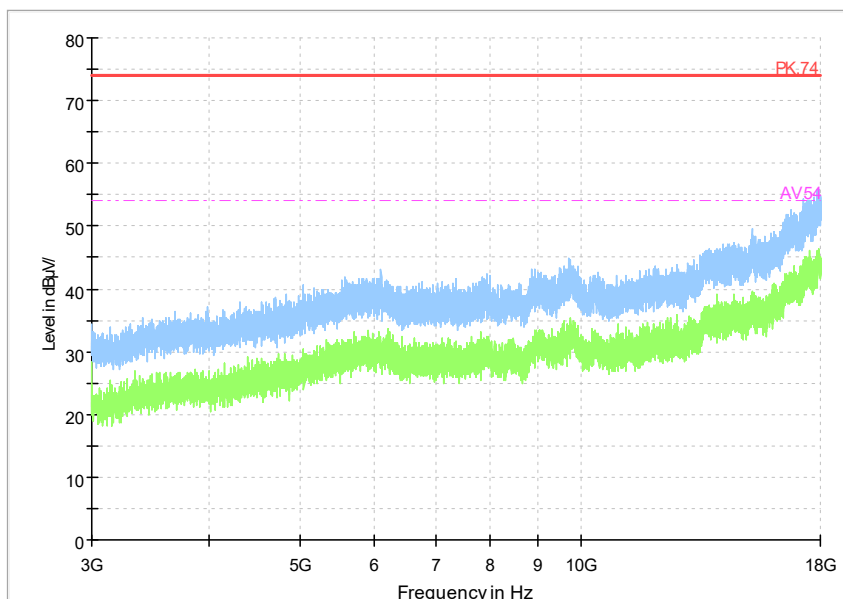


Preview Result 2-AVG Preview Result 1-PK+ PK.74 AV54

Comment

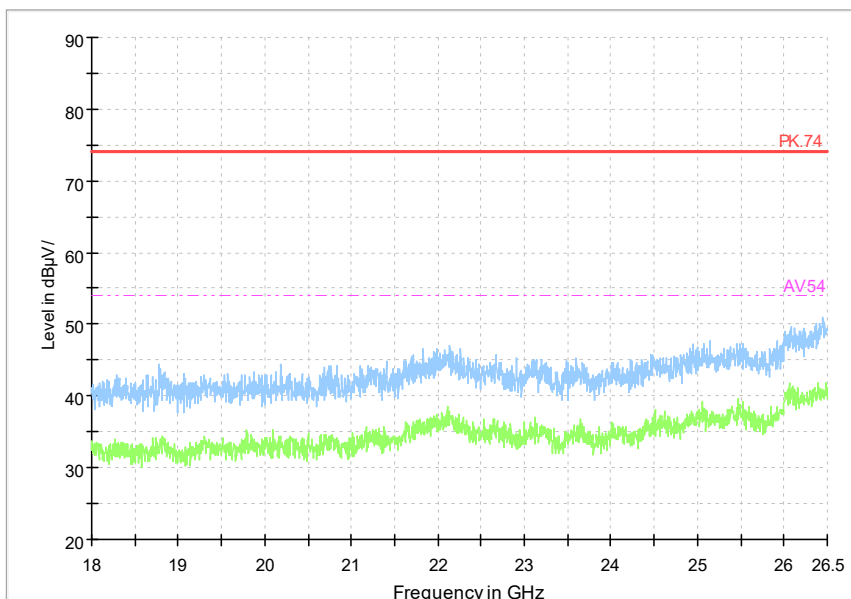
Frequency Range: 1GHz-3GHz
Detector: Av mode and PK mode
Modulation type: 8DPSK(2Mbps)

Full Spectrum



Frequency Range: 3GHz-18GHz
Detector: Av mode and PK mode
Modulation type: 8DPSK(2Mbps)

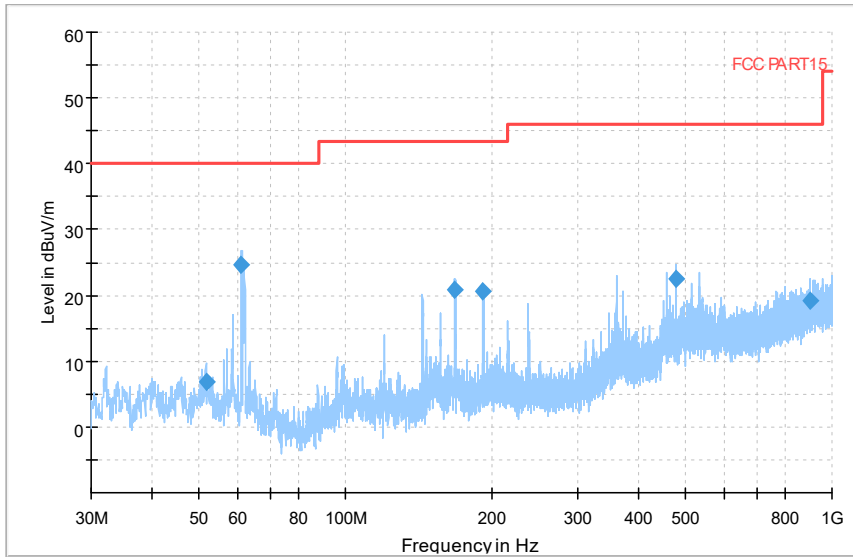
Full Spectrum



Frequency Range: 18GHz-26GHz
Detector: Av mode and PK mode
Modulation type: 8DPSK(2Mbps)

Carrier frequency (MHz): 2480
Channel No.:78

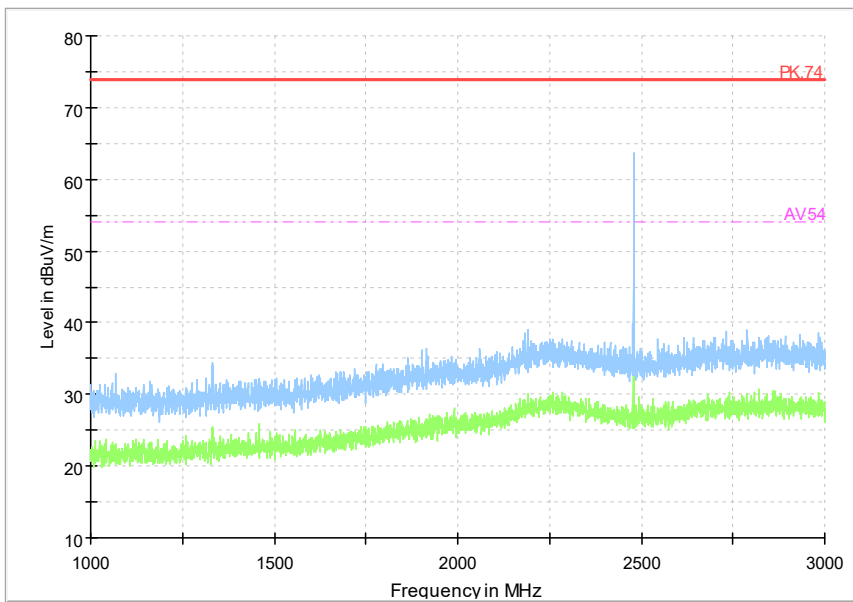
Full Spectrum



Comment

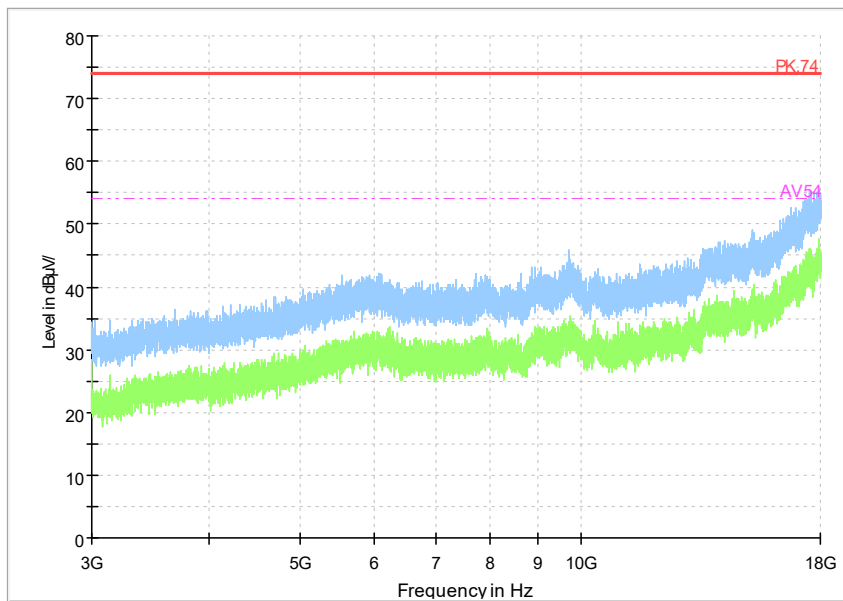
Frequency Range: 30MHz-1000MHz
Detector: QP mode
Modulation type: GFSK(1Mbps)

Full Spectrum



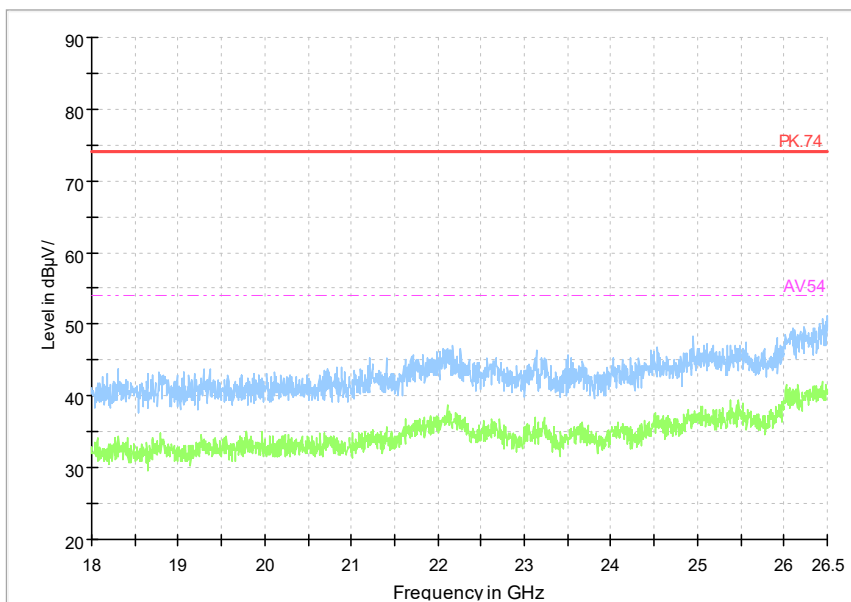
Frequency Range: 1GHz-3GHz
Detector: Av mode and PK mode
Modulation type: GFSK(1Mbps)

Full Spectrum



Frequency Range: 3GHz-18GHz
Detector: Av mode and PK mode
Modulation type: GFSK(1Mbps)

Full Spectrum



Frequency Range: 18GHz-26GHz
Detector: Av mode and PK mode
Modulation type: GFSK(1Mbps)