




Smart & Simpool

LIFEBUOY

Make Your Pool Safer

BCONE

Installation & Operation Guide



85dB Alarm at 10 Feet



HOME

– **SAFETY**

General Safety Instructions
Lithium-ION Batteries Safety Guidelines
Alkaline Batteries Safety Guidelines

– **INTRODUCTION**

Overview
Pool Unit
Home Unit

– **GETTING STARTED**

Opening the Box
Recommendations for Pool Unit
Installation
Recommendations for Home Unit
Installation
Setting Up the Pool Unit
Starting BCone

– **OPERATION**

Operation Modes
On Mode
Swim Mode
Off Mode
Adjusting Sensitivity
Turning Alarm Off

– **SERVICE**

Troubleshooting
Replacing Pool Unit Batteries
Shut Down and Storage
Technical Specifications
Contact Information

– **MULTI BCONE**

Multi BCone Installation
Recommendations
Adding a Pool Unit
Multi BCone Operation

SAFETY

GENERAL SAFETY INSTRUCTIONS

- Read this guide fully prior to use.
- BCone is exclusively a safety device and is not a lifesaving product.
- **Under no circumstances should you relate to this product as a substitute for other means of safety, such as a lifeguard, parental supervision, fences, gates and so on.**
- This device may contain small parts that may be a choking hazard to children under 3 years. Keep small parts away from children.
- This device is not a toy, do not allow children to operate or play with it because children could hurt themselves or others or damage the device.
- Without detracting from the aforementioned, your attention is drawn to the fact that the product may not sound a warning in cases of gradual entry into the pool.
- Ensure that the system covers the entire area of the pool and if necessary, adjust the sensitivity of the system.
- Do not leave objects in the pool when the system is activated.
- Opening the home and Pool Unit for service or maintenance must be done by qualified service personnel only, with the exception of opening the Pool Unit battery compartment to replace the batteries ([see Replacing Pool Unit Batteries on page 24](#)).
- Used electrical and electronic products should not be mixed with general household waste.

LITHIUM-ION BATTERIES SAFETY GUIDELINES

The Home Unit contains one rechargeable Lithium-Ion battery. The following list describes the safety guidelines for maintaining and disposing of the battery:

- **Do not try to replace the Home Unit battery** – the battery provided by Lifebuoy is not user replacable.
- Keep the Home Unit at room temperature.
- Store the Home Unit away from anything that might catch fire.

- Stop using the Home Unit if you notice one of the following: odor, excessive heat, change in shape, leakage, odd noises.
- **Battery Disposal** – do not throw the Home Unit or its battery in the trash. Batteries should be disposed of in accordance with local regulations.
- **Battery Charging** – charger requirements for charging the Home Unit is standard DC 5V USB-A charger, with minimum 800ma current.

ALKALINE BATTERIES SAFETY GUIDELINES

The Pool Unit contains two Alkaline batteries. The following list describes the safety guidelines for maintaining and disposing of the batteries:

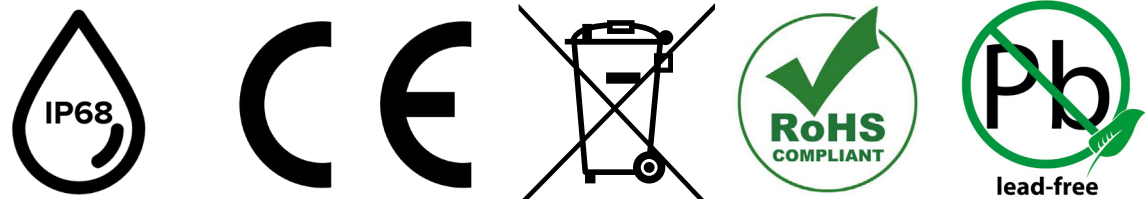
- Mind the polarity of the batteries when placing them in the battery compartment.
- Do not charge batteries. Charging may result in electrolyte leakage and/or damage.
- When replacing batteries, replace all of them at the same time with new batteries of the same type.
- Exhausted batteries should be immediately removed from the equipment and disposed of.
- Do not heat batteries.
- Do not dispose of batteries in fire.
- Keep batteries out of the reach of children. Do not allow children to replace batteries without adult supervision.
- **Battery Disposal** – do not throw batteries in the trash. Discard batteries at an appropriate recycling location. Batteries shall be disposed of in accordance with local regulations.

COMPLIANCE INFORMATION

European Community

This equipment complies with:

- IP68 Waterproof
- Low Voltage Directive (LVD) 2014/35/EU
- Electromagnetic Compatibility (EMC) Directive, 2014/30/EU
- Radio Equipment Directive (RED), 2014/53/EU
- WEEE Directive 2002/96/EC
- Restriction of Hazardous Substances Directive (RoHS) 2011/65/EU
- Lead-Free Compliance



ASTM



MODEL **LBPABCHU01/ LBPABCPU01** Meets requirements of ASTM Safety Specification F2208.

Alarm level is 85dB at 10 Feet.

Important: This device is not intended to replace any other safety consideration; that is, adult supervision, lifeguards, fences, gates, pool covers, locks, and so forth, and some devices may not detect gradual entry.

FCC (Federal Communications Commission) - The United States of America

BCone Home Unit model: **LBPABCHU01**

BCone Pool Unit Model: **LBPABCPU01**

BCone Home Unit FCCID: **2AOXNBCHU1**

BCone Pool Unit FCCID: **2AOXNBCPU1**

Contains FCC ID: **QOQWFM200**

This device complies with part 15 of the FCC Rules. Operation is subject to the following two conditions:

- (1) This device may not cause harmful interference, and
- (2) This device must accept any interference received, including interference that may cause undesired operation.

Note: This equipment has been tested and found to comply with the limits for a Class B digital device, pursuant to Part 15 of the FCC Rules. These limits are designed to provide reasonable protection against harmful interference in a residential installation. This equipment generates, uses and can radiate radio frequency energy and, if not installed and used in accordance with the instructions, may cause harmful interference to radio communications. However, there is no guarantee that interference will not occur in a particular installation. If this equipment does cause harmful interference to radio or television reception, which can be determined by turning the equipment off and on, the user is encouraged to try to correct the interference by one or more of the following measures:

- Reorient or relocate the receiving antenna.
- Increase the separation between the equipment and receiver.
- Connect the equipment into an outlet on a circuit different from that to which the receiver is connected.
- Consult the dealer or an experienced radio/TV technician for help.

Important: Changes or modifications to this equipment not expressly approved by the party responsible for compliance (Lifebuoy Ltd.) could void the user's authority to operate the equipment.

Warning: To comply with FCC RF Exposure compliance requirements, the device (**Home Unit**) should be located at a distance of at least 20 cm from all persons during normal operation, and the device (**Pool Unit**) should be located at a distance of at least 5 cm from all persons during normal operation. These specifications are due to the typical device usage and the internal construction of the antenna with plastic enclosure providing these distances. The antennas used for this product must not be co-located or operated in conjunction with any other antenna or transmitter.

IC Canada ID:

BCone Home Unit IC: **27681-BCHU1**

BCone Home Unit Contains IC: **5123A-WFM200**

BCone Pool Unit IC: **27681-BCPU1**

This Class B digital apparatus complies with Canadian ICES-003.

Cet appareil numérique de la classe B est conforme à la norme NMB-003 du Canada.

IC Statements

This device contains licence-exempt transmitter(s)/receiver(s) that comply with Innovation, Science and Economic Development Canada's licence-exempt RSS(s). Operation is subject to the following two conditions:

- (1) This device may not cause interference.
- (2) This device must accept any interference, including interference that may cause undesired operation of the device.

L'émetteur/récepteur exempt de licence contenu dans le présent appareil est conforme aux CNR d'Innovation, Sciences et Développement économique Canada applicables aux appareils radio exempts de licence. L'exploitation est autorisée aux deux conditions suivantes :

- 1) L'appareil ne doit pas produire de brouillage;
- 2) L'appareil doit accepter tout brouillage radioélectrique subi, même si le brouillage est susceptible d'en compromettre le fonctionnement.



NOTE: To view the Regulatory ID for this device, on the BCone app, go to the About section, or visit www.lifebuoyalarm.com

INTRODUCTION

This chapter introduces the BCone system and includes:

- **Overview**
- **Pool Unit**
- **Home Unit**

OVERVIEW

BCone system includes the following components:

Pool Unit – attached to the side of the pool and floats on the water.
The Pool Unit sounds an alarm and transmits alerts to the Home Unit.

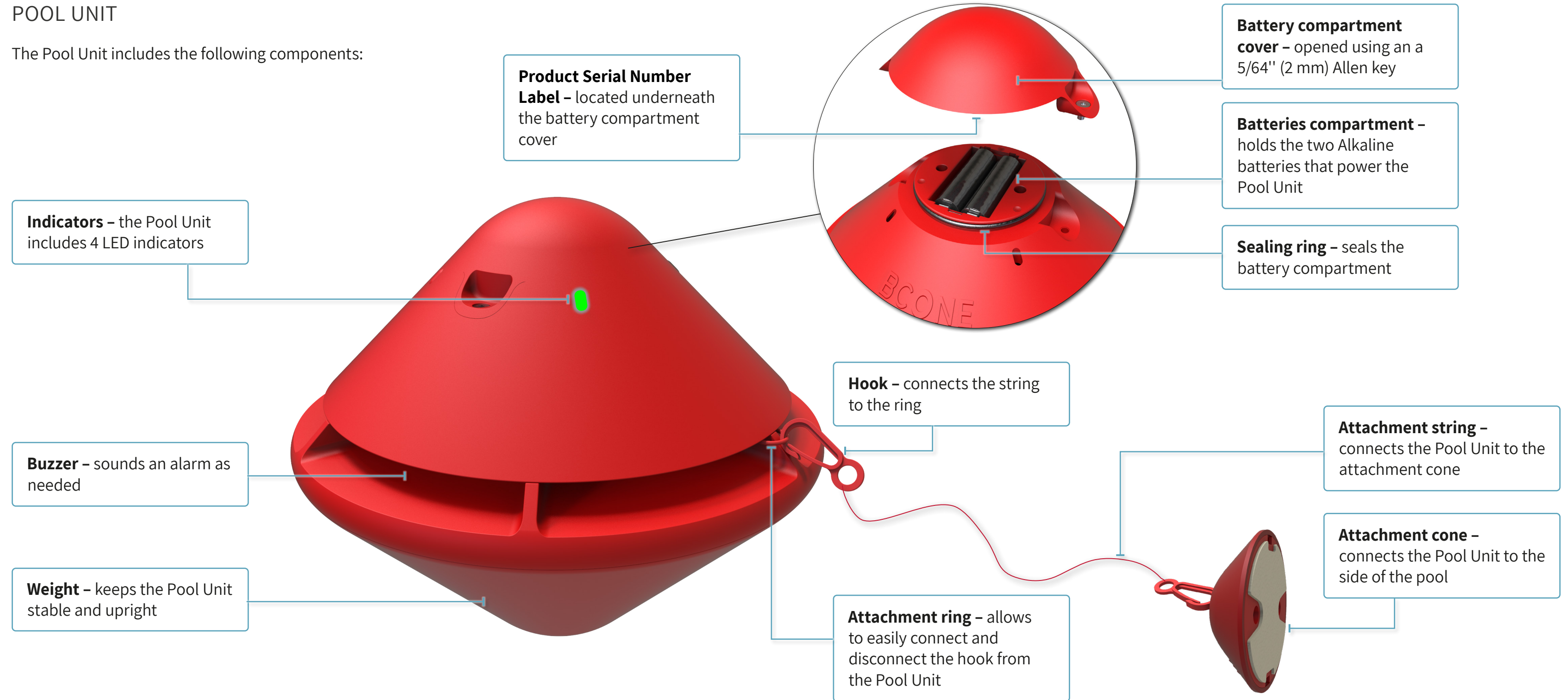
Home Unit – located in the house, connected to the home Wi-Fi, communicates with the Pool Unit and sounds an alarm when needed.
Enables controlling and monitoring up to four Pool Units.

Mobile Application – BCone mobile application, communicates with the Home Unit and sends notifications when needed.
Provides access to the system settings and allows for remote monitoring.



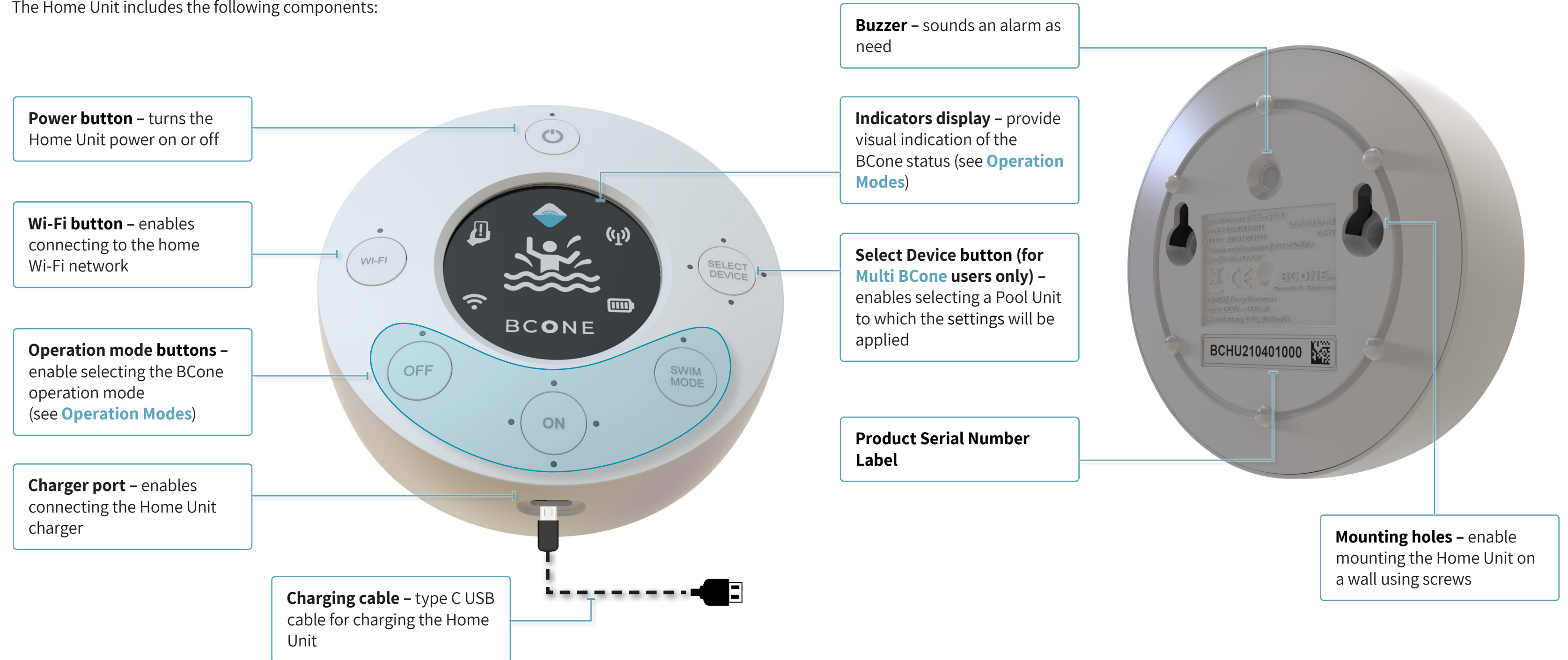
POOL UNIT

The Pool Unit includes the following components:



HOME UNIT

The Home Unit includes the following components:







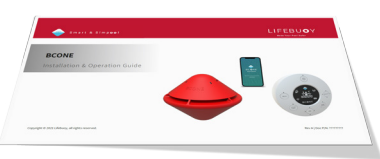
GETTING STARTED

This chapter reviews the BCone first time use and includes:

- **Opening the Box**
- **Recommendations for Pool Unit Installation**
- **Setting Up the Pool Unit**
- **Starting BCone**

OPENING THE BOX

The BCone Pool Alarm System package contains the following:

	ITEM	QTY	COMMENTS
	Pool Unit	1	Includes 2 AA batteries.
	Home Unit	1	Includes a rechargeable lithium battery.
	Attachment Kit	1	The attachment kit includes: 1 attachment cone 1 suction cup 1 attachment string 2 hooks
	Type C USB Cable	1	For charging the Home Unit. (Power adapter not included)
	Quick Start Guide	1	



NOTE: The box is made from durable cardboard and has been specially designed to protect the contents. If the box arrived open or damaged or if a part is missing, please contact our customer service 1-800-720-7160 / info@lifebuoyalarm.com

