



## Test Report

Date : 2022-01-19  
No. : HMD22010009

Page 1 of 53

**Applicant** : Secure Data Inc.  
625 Fair Oaks Ave., #325, South Pasadena, CA 91030, USA

**Supplier / Manufacturer** : Chase Glory Industrial Limited  
Flat B-D, 15/F., Haribest Ind. Bldg., 45-47 Au Pui Wan St., Fotan,  
Shatin, N.T., Hongkong

**Description of Sample(s)** : Submitted sample(s) said to be  
Product: SecureUSB DUO Hardware Encrypted Drive  
Brand Name: Secure Data  
Model No.: SU-BK-GM-128  
FCC ID: 2AOXICDUSU

**Date Samples Received** : 2021-10-19

**Date Tested** : 2021-10-19 to 2022-01-18

**Investigation Requested** : Perform ElectroMagnetic Interference measurement in accordance with FCC 47CFR [Codes of Federal Regulations] Part 15: 2017 and ANSI C63.10:2013 for FCC Certification.

**Conclusions** : The submitted product COMPLIED with the requirements of Federal Communications Commission [FCC] Rules and Regulations Part 15. The tests were performed in accordance with the standards described above and on Section 2.2 in this Test Report.

**Remarks** : Bluetooth DTS (GFSK)

  
Dr. CHAN Kwok Hung, Brian  
Authorized Signatory





## Test Report

Date : 2022-01-19  
No. : HMD22010009

Page 2 of 53

### CONTENT:

Cover	Page 1 of 53	
Content	Page 2 of 53	
<b><u>1.0</u></b>	<b><u>General Details</u></b>	
1.1	Test Laboratory	Page 3 of 53
1.2	Equipment Under Test [EUT] Description of EUT operation	Page 3 of 53
1.3	Date of Order	Page 3 of 53
1.4	Submitted Sample(s)	Page 3 of 53
1.5	Test Duration	Page 3 of 53
1.6	Country of Origin	Page 3 of 53
1.7	RF Module Details	Page 4 of 53
1.8	Antenna Details	Page 4 of 53
1.9	Channel List	Page 4 of 53
<b><u>2.0</u></b>	<b><u>Technical Details</u></b>	
2.1	Investigations Requested	Page 5 of 53
2.2	Test Standards and Results Summary	Page 6 of 53
<b><u>3.0</u></b>	<b><u>Test Results</u></b>	
3.1	Emission	Page 7-49 of 53
<b><u>Appendix A</u></b>		
List of Measurement Equipment		Page 50 of 53
<b><u>Appendix B</u></b>		
Photograph(s) of Product		Page 51-53 of 53

The Hong Kong Standards and Testing Centre Limited

Head Office: 10 Dai Wang Street, Taipo Industrial Estate, Tai Po, N.T., Hong Kong

Unit B, 10/F, Block 1, Tai Ping Industrial Centre, No. 57 Ting Kok Road, Tai Po, N.T., Hong Kong

Tel: +852 2666 1888 Fax: +852 2664 4353 Email: hkstc@stc.group Website: www.stc.group

This report shall not be reproduced unless with prior written approval from The Hong Kong Standards and Testing Centre Limited.

For Conditions of Issuance of this test report, please refer to "Conditions of Issuance of Test Reports" section or Website.



## Test Report

Date : 2022-01-19  
No. : HMD22010009

Page 3 of 53

### **1.0 General Details**

#### **1.1 Test Laboratory**

The Hong Kong Standards and Testing Centre Ltd.  
EMC Laboratory  
10 Dai Wang Street, Taipo Industrial Estate, New Territories, Hong Kong  
Telephone: 852 2666 1888  
Fax: 852 2664 4353

#### **1.2 Equipment Under Test [EUT]**

##### **Description of Sample(s)**

Product: SecureUSB DUO Hardware Encrypted Drive  
Manufacturer: Chase Glory Industrial Limited  
Flat B-D, 15/F., Haribest Ind. Bldg., 45-47 Au Pui Wan St.,  
Fotan, Shatin, N.T., Hongkong  
Brand Name: Secure Data  
Model Number: SU-BK-GM-128  
Rating: 5Vd.c.(power by USB port) / 3.7Vd.c (Li-ion rechargeable  
battery x1)

#### **1.2.1 Description of EUT Operation**

The Equipment Under Test (EUT) is a SecureUSB DUO Hardware Encrypted Drive. The transmission signal is digital modulated with channel frequency range 2402-2480MHz. The R.F. signal was modulated by IC; the type of modulation used was digital transmission Modulation.

#### **1.3 Date of Order**

2021-10-19

#### **1.4 Submitted Sample(s):**

1 Sample

#### **1.5 Test Duration**

2021-10-19 to 2022-01-18

#### **1.6 Country of Origin**

China

The Hong Kong Standards and Testing Centre Limited

Head Office: 10 Dai Wang Street, Taipo Industrial Estate, Tai Po, N.T., Hong Kong

Unit B, 10/F, Block 1, Tai Ping Industrial Centre, No. 57 Ting Kok Road, Tai Po, N.T., Hong Kong

Tel: +852 2666 1888 Fax: +852 2664 4353 Email: hkstc@stc.group Website: www.stc.group

This report shall not be reproduced unless with prior written approval from The Hong Kong Standards and Testing Centre Limited.

For Conditions of Issuance of this test report, please refer to "Conditions of Issuance of Test Reports" section or Website.



## Test Report

Date : 2022-01-19  
No. : HMD22010009

Page 4 of 53

### 1.7 RF Module Details

Module Model Number: STM32WB55xx  
Module FCC ID: N/A  
Module Transmission Type: Bluetooth 5.0 BLE  
Modulation: GFSK  
Data Rates: 1Mbps/ 2Mbps  
Frequency Range: 2400-2483.5MHz  
Carrier Frequencies: 2402MHz – 2480MHz

Module Specification (specification provided by manufacturer)

### 1.8 Antenna Details

Antenna Type: Chip antenna  
Antenna Gain: 1.0dBi

### 1.9 Channel List

Channel	Frequency (MHz)	Channel	Frequency (MHz)
0	2402	20	2442
1	2404	21	2444
2	2406	22	2446
3	2408	23	2448
4	2410	24	2450
5	2412	25	2452
6	2414	26	2454
7	2416	27	2456
8	2418	28	2458
9	2420	29	2460
10	2422	30	2462
11	2424	31	2464
12	2426	32	2466
13	2428	33	2468
14	2430	34	2470
15	2432	35	2472
16	2434	36	2474
17	2436	37	2476
18	2438	38	2478
19	2440	39	2480

The Hong Kong Standards and Testing Centre Limited

Head Office: 10 Dai Wang Street, Taipo Industrial Estate, Tai Po, N.T., Hong Kong

Unit B, 10/F, Block 1, Tai Ping Industrial Centre, No. 57 Ting Kok Road, Tai Po, N.T., Hong Kong

Tel: +852 2666 1888 Fax: +852 2664 4353 Email: hkstc@stc.group Website: www.stc.group

This report shall not be reproduced unless with prior written approval from The Hong Kong Standards and Testing Centre Limited.

For Conditions of Issuance of this test report, please refer to "Conditions of Issuance of Test Reports" section or Website.



## Test Report

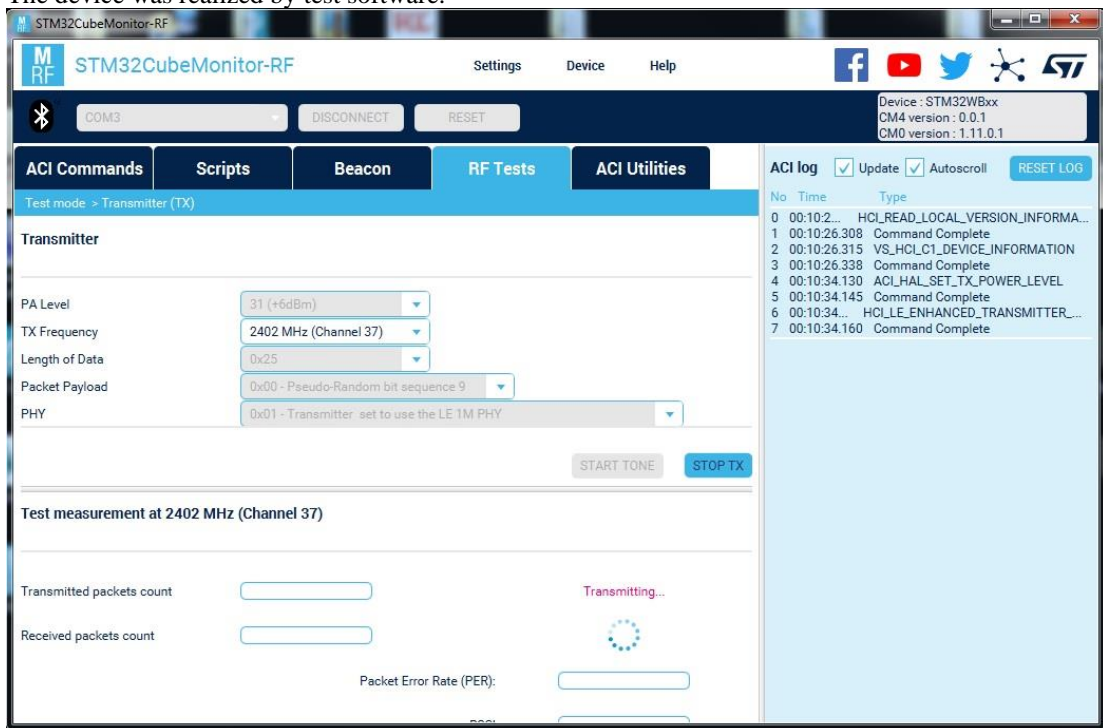
Date : 2022-01-19  
No. : HMD22010009

Page 5 of 53

### 2.0 Technical Details

#### 2.1 Investigations Requested

Perform Electromagnetic Interference measurements in accordance with FCC 47CFR [Codes of Federal Regulations] Part 15: 2017 Regulations and ANSI C63.10:2013 for FCC Certification.  
The device was realized by test software.



The Hong Kong Standards and Testing Centre Limited

Head Office: 10 Dai Wang Street, Taipo Industrial Estate, Tai Po, N.T., Hong Kong

Unit B, 10/F, Block 1, Tai Ping Industrial Centre, No. 57 Ting Kok Road, Tai Po, N.T., Hong Kong

Tel: +852 2666 1888 Fax: +852 2664 4353 Email: hkstc@stc.group Website: www.stc.group

This report shall not be reproduced unless with prior written approval from The Hong Kong Standards and Testing Centre Limited.

For Conditions of Issuance of this test report, please refer to "Conditions of Issuance of Test Reports" section or Website.



## Test Report

Date : 2022-01-19  
No. : HMD22010009

Page 6 of 53

### 2.2 Test Standards and Results Summary Tables

EMISSION Results Summary						
Test Condition	Test Requirement	Test Method	Class / Severity	Test Result		
				Pass	Failed	N/A
Maximum Peak Output Power	FCC 47CFR 15.247(b)(3)	ANSI C63.10: 2013	N/A	<input checked="" type="checkbox"/>	<input type="checkbox"/>	<input type="checkbox"/>
Radiated Spurious Emissions	FCC 47CFR 15.209 FCC 47CFR 15.205	ANSI C63.10: 2013	N/A	<input checked="" type="checkbox"/>	<input type="checkbox"/>	<input type="checkbox"/>
AC Mains Conducted Emissions	FCC 47CFR 15.207	ANSI C63.10: 2013	N/A	<input checked="" type="checkbox"/>	<input type="checkbox"/>	<input type="checkbox"/>
Conducted Spurious Emissions	FCC 47CFR 15.247(d)	ANSI C63.10: 2013	N/A	<input checked="" type="checkbox"/>	<input type="checkbox"/>	<input type="checkbox"/>
Power Spectral Density	FCC 47CFR 15.247(e)	ANSI C63.10: 2013	N/A	<input checked="" type="checkbox"/>	<input type="checkbox"/>	<input type="checkbox"/>
6dB Bandwidth	FCC 47CFR 15.247(a)(2)	ANSI C63.10: 2013	N/A	<input checked="" type="checkbox"/>	<input type="checkbox"/>	<input type="checkbox"/>
Band Edge Emissions (Radiated)	FCC 47CFR 15.247(d)	ANSI C63.10: 2013	N/A	<input checked="" type="checkbox"/>	<input type="checkbox"/>	<input type="checkbox"/>
Antenna requirement	FCC 47CFR 15.203	N/A	N/A	<input checked="" type="checkbox"/>	<input type="checkbox"/>	<input type="checkbox"/>

Note: N/A - Not Applicable

The Hong Kong Standards and Testing Centre Limited

Head Office: 10 Dai Wang Street, Taipo Industrial Estate, Tai Po, N.T., Hong Kong

Unit B, 10/F, Block 1, Tai Ping Industrial Centre, No. 57 Ting Kok Road, Tai Po, N.T., Hong Kong

Tel: +852 2666 1888 Fax: +852 2664 4353 Email: hkstc@stc.group Website: www.stc.group

This report shall not be reproduced unless with prior written approval from The Hong Kong Standards and Testing Centre Limited.

For Conditions of Issuance of this test report, please refer to "Conditions of Issuance of Test Reports" section or Website.



## Test Report

Date : 2022-01-19  
No. : HMD22010009

Page 7 of 53

### **3.0 Test Results**

#### **3.1 Emission**

##### **3.1.1 Maximum Peak Output Power**

Test Requirement:	FCC 47CFR 15.247(b)(3)
Test Method:	ANSI C63.10: 2013
Test Date:	2022-01-17
Mode of Operation:	Bluetooth DTS Tx mode

Ambient Temperature: 25°C	Relative Humidity: 51%	Atmospheric Pressure: 101 kPa
---------------------------	------------------------	-------------------------------

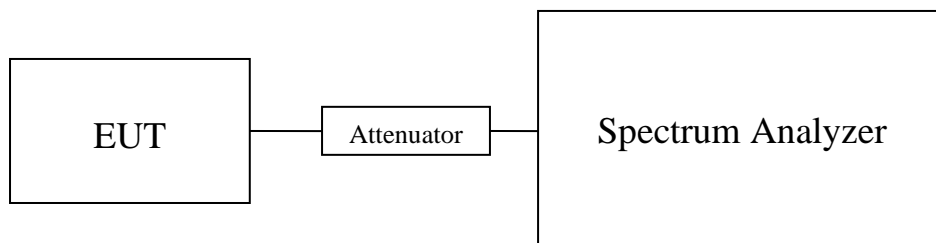
#### **Test Method:**

The RF output of the EUT was connected to the spectrum analyzer. All the attenuation or cable loss will be added to the measured maximum output power. The results are recorded in Watt.

#### **Spectrum Analyzer Setting:**

RBW = 3 MHz,  
VBW= 10MHz,  
Sweep = Auto,  
Span = 10MHz  
Detector = Peak,  
Trace = Max. hold

#### **Test Setup:**



Note: a temporary antenna connector was soldered to the RF output.

The Hong Kong Standards and Testing Centre Limited

Head Office: 10 Dai Wang Street, Taipo Industrial Estate, Tai Po, N.T., Hong Kong

Unit B, 10/F, Block 1, Tai Ping Industrial Centre, No. 57 Ting Kok Road, Tai Po, N.T., Hong Kong

Tel: +852 2666 1888 Fax: +852 2664 4353 Email: hkstc@stc.group Website: www.stc.group

This report shall not be reproduced unless with prior written approval from The Hong Kong Standards and Testing Centre Limited.

For Conditions of Issuance of this test report, please refer to "Conditions of Issuance of Test Reports" section or Website.



## Test Report

Date : 2022-01-19  
No. : HMD22010009

Page 8 of 53

### Limits for Peak Output Power of Fundamental & Harmonics Emissions [FCC 47CFR 15.247]:

For Digital Transmission systems in 2400-2483.5 MHz Band: 1 Watt (30dBm)

Results of BT DTS Tx Mode (2402MHz to 2480MHz) : Pass (TX Unit) (GFSK 1Mbps)					
Channel	Frequency(MHz)	Conducted power(dBm)	Antenna Gain(dBi)	E.I.R.P(dBm)	E.I.R.P (Watt)
0	2402	1.64	1.0	2.64	0.00184
19	2440	1.67	1.0	2.67	0.00185
39	2480	1.99	1.0	2.99	0.00199

Results of BT DTS Tx Mode (2402MHz to 2480MHz) : Pass (TX Unit) (GFSK 2Mbps)					
Channel	Frequency(MHz)	Conducted power(dBm)	Antenna Gain(dBi)	E.I.R.P(dBm)	E.I.R.P (Watt)
0	2402	1.63	1.0	2.63	0.00183
19	2440	1.50	1.0	2.50	0.00178
39	2480	2.00	1.0	3.00	0.00200

Calculated measurement uncertainty : 30MHz to 1GHz 1.7dB  
1GHz to 26GHz 1.7dB

The Hong Kong Standards and Testing Centre Limited

Head Office: 10 Dai Wang Street, Taipo Industrial Estate, Tai Po, N.T., Hong Kong

Unit B, 10/F, Block 1, Tai Ping Industrial Centre, No. 57 Ting Kok Road, Tai Po, N.T., Hong Kong

Tel: +852 2666 1888 Fax: +852 2664 4353 Email: hkstc@stc.group Website: www.stc.group

This report shall not be reproduced unless with prior written approval from The Hong Kong Standards and Testing Centre Limited.

For Conditions of Issuance of this test report, please refer to "Conditions of Issuance of Test Reports" section or Website.





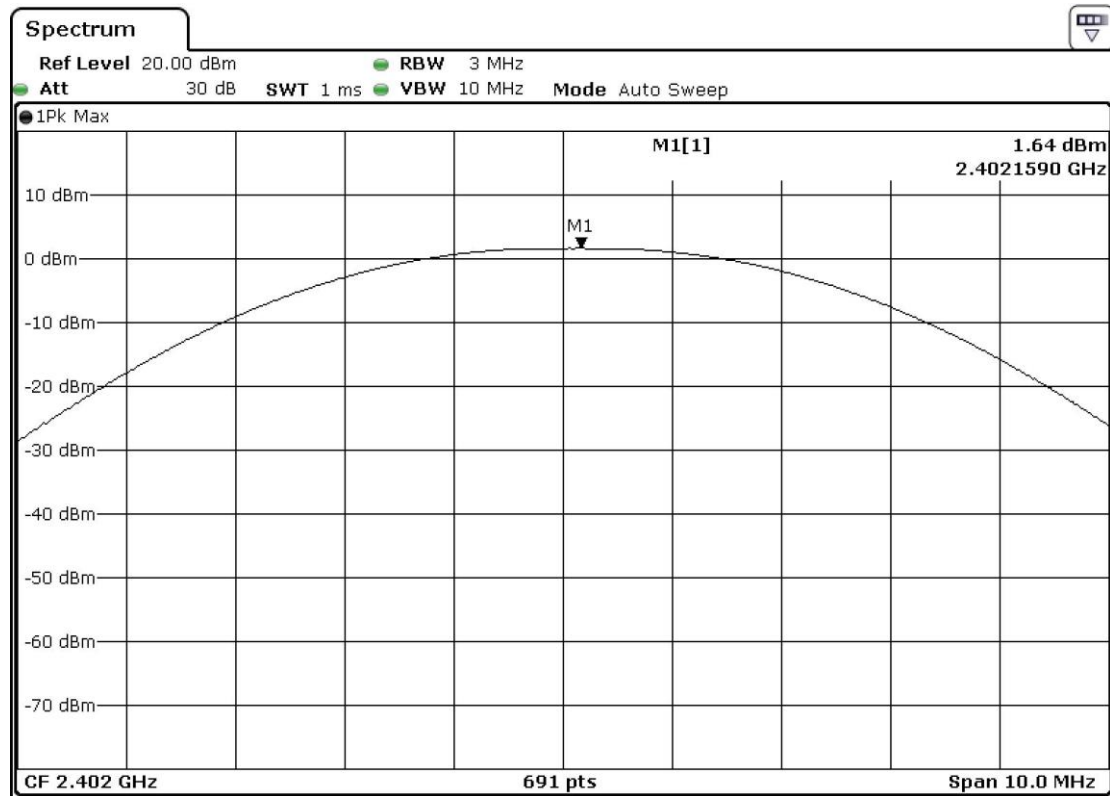
## Test Report

Date : 2022-01-19  
No. : HMD22010009

Page 9 of 53

Test plot of Maximum Peak Conducted Output Power :

Bluetooth Communication mode (BT DTS-GFSK 1Mbps, 2402MHz)



The Hong Kong Standards and Testing Centre Limited

Head Office: 10 Dai Wang Street, Taipo Industrial Estate, Tai Po, N.T., Hong Kong

Unit B, 10/F, Block 1, Tai Ping Industrial Centre, No. 57 Ting Kok Road, Tai Po, N.T., Hong Kong

Tel: +852 2666 1888 Fax: +852 2664 4353 Email: hkstc@stc.group Website: www.stc.group

This report shall not be reproduced unless with prior written approval from The Hong Kong Standards and Testing Centre Limited.

For Conditions of Issuance of this test report, please refer to "Conditions of Issuance of Test Reports" section or Website.



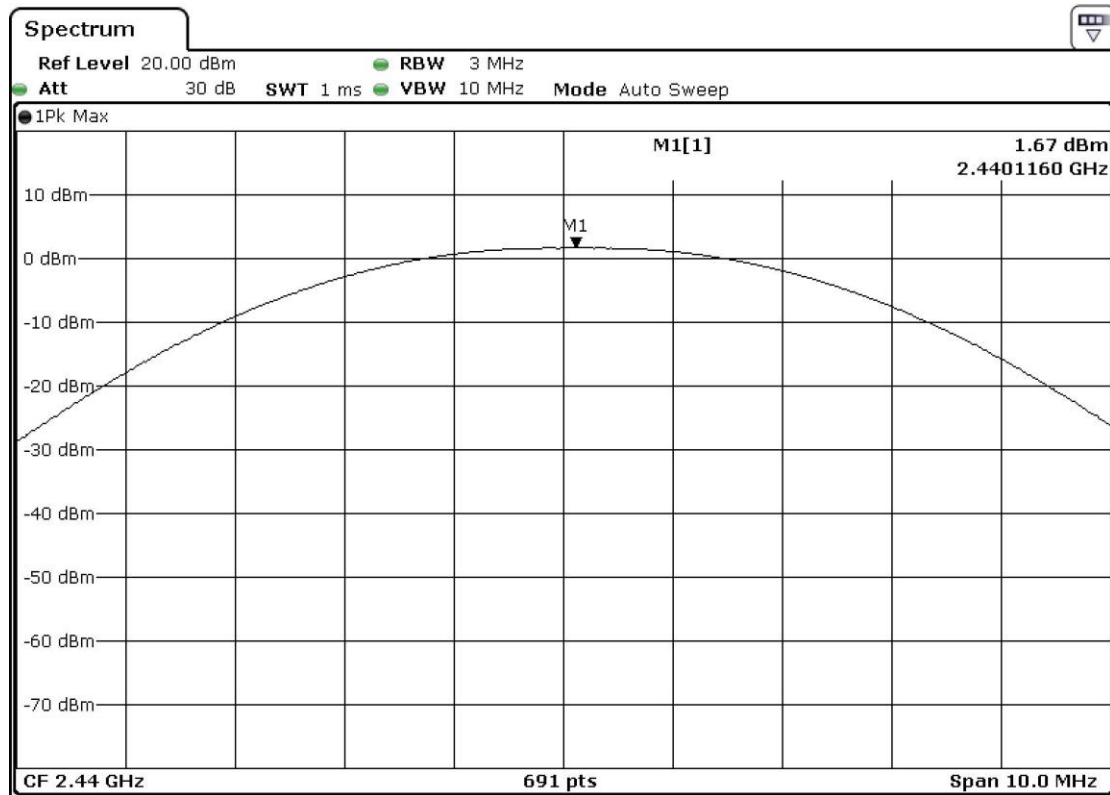
## Test Report

Date : 2022-01-19

Page 10 of 53

No. : HMD22010009

Bluetooth Communication mode (BT DTS-GFSK 1Mbps, 2440MHz)



The Hong Kong Standards and Testing Centre Limited

Head Office: 10 Dai Wang Street, Taipo Industrial Estate, Tai Po, N.T., Hong Kong

Unit B, 10/F, Block 1, Tai Ping Industrial Centre, No. 57 Ting Kok Road, Tai Po, N.T., Hong Kong

Tel: +852 2666 1888 Fax: +852 2664 4353 Email: hkstc@stc.group Website: www.stc.group

This report shall not be reproduced unless with prior written approval from The Hong Kong Standards and Testing Centre Limited.

For Conditions of Issuance of this test report, please refer to "Conditions of Issuance of Test Reports" section or Website.



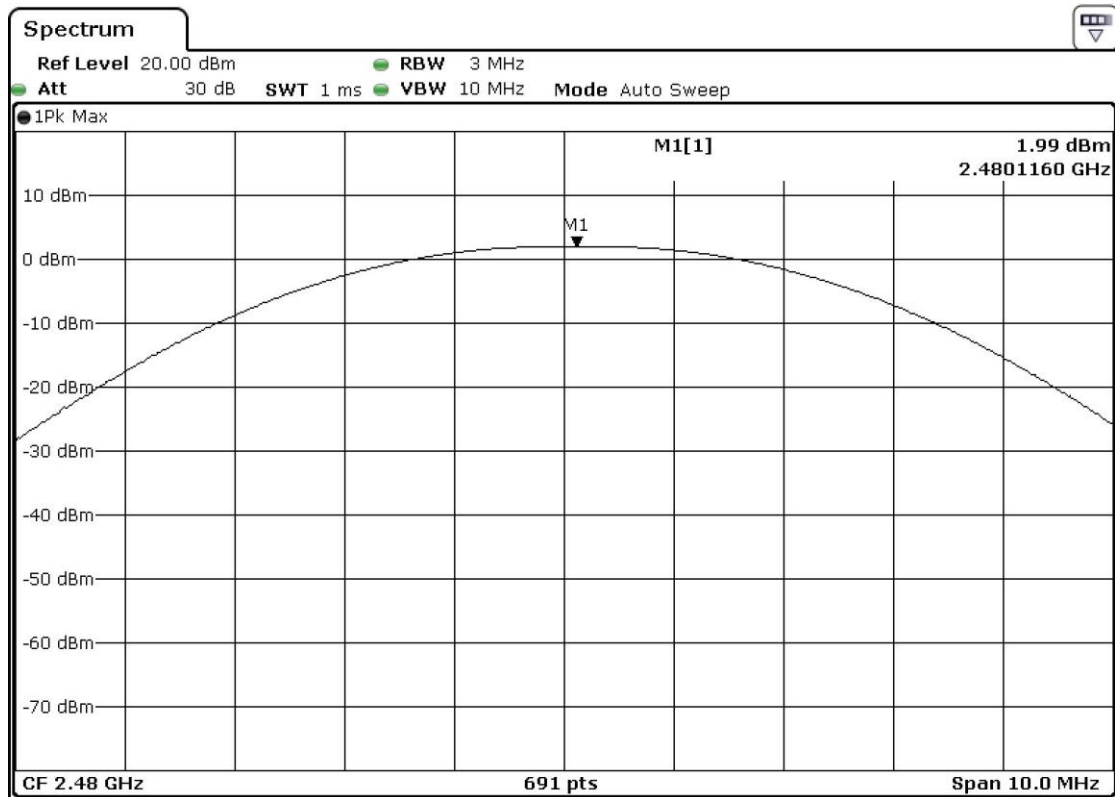
## Test Report

Date : 2022-01-19

Page 11 of 53

No. : HMD22010009

Bluetooth Communication mode (BT DTS-GFSK 1Mbps, 2480MHz)



The Hong Kong Standards and Testing Centre Limited

Head Office: 10 Dai Wang Street, Taipo Industrial Estate, Tai Po, N.T., Hong Kong

Unit B, 10/F, Block 1, Tai Ping Industrial Centre, No. 57 Ting Kok Road, Tai Po, N.T., Hong Kong

Tel: +852 2666 1888 Fax: +852 2664 4353 Email: hkstc@stc.group Website: www.stc.group

This report shall not be reproduced unless with prior written approval from The Hong Kong Standards and Testing Centre Limited.

For Conditions of Issuance of this test report, please refer to "Conditions of Issuance of Test Reports" section or Website.



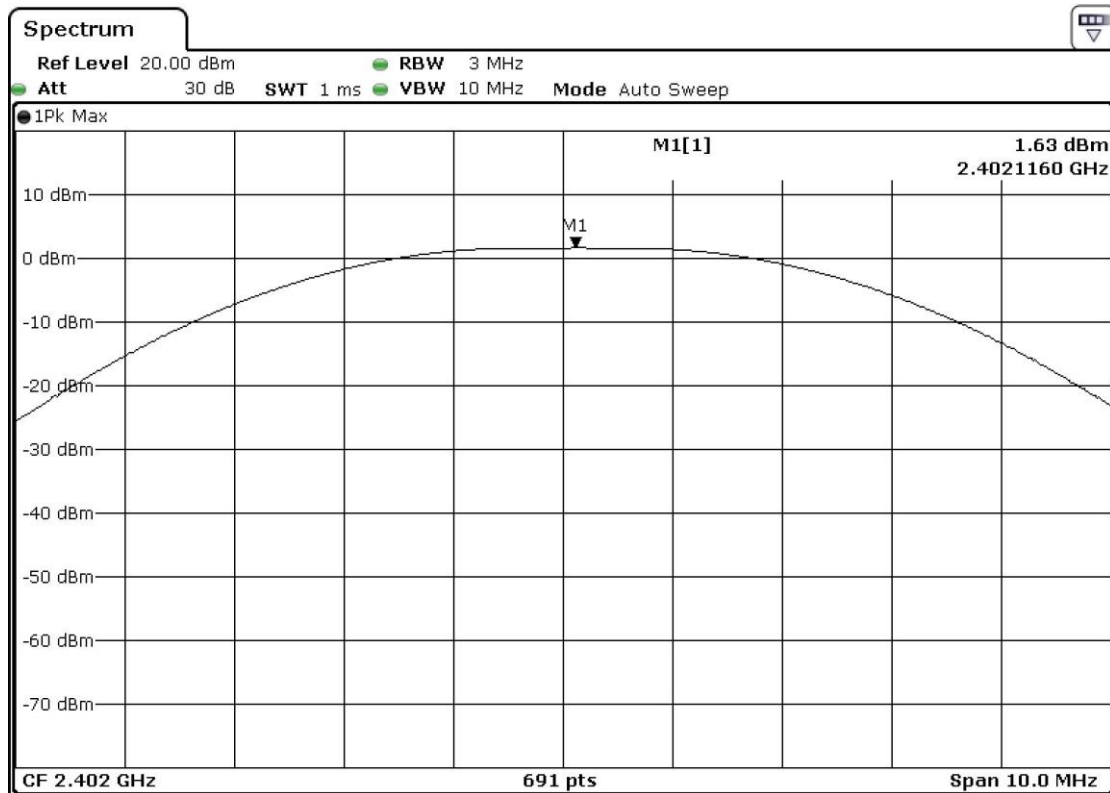
## Test Report

Date : 2022-01-19

Page 12 of 53

No. : HMD22010009

Bluetooth Communication mode (BT DTS-GFSK 2Mbps, 2402MHz)



The Hong Kong Standards and Testing Centre Limited

Head Office: 10 Dai Wang Street, Taipo Industrial Estate, Tai Po, N.T., Hong Kong

Unit B, 10/F, Block 1, Tai Ping Industrial Centre, No. 57 Ting Kok Road, Tai Po, N.T., Hong Kong

Tel: +852 2666 1888 Fax: +852 2664 4353 Email: hkstc@stc.group Website: www.stc.group

This report shall not be reproduced unless with prior written approval from The Hong Kong Standards and Testing Centre Limited.

For Conditions of Issuance of this test report, please refer to "Conditions of Issuance of Test Reports" section or Website.



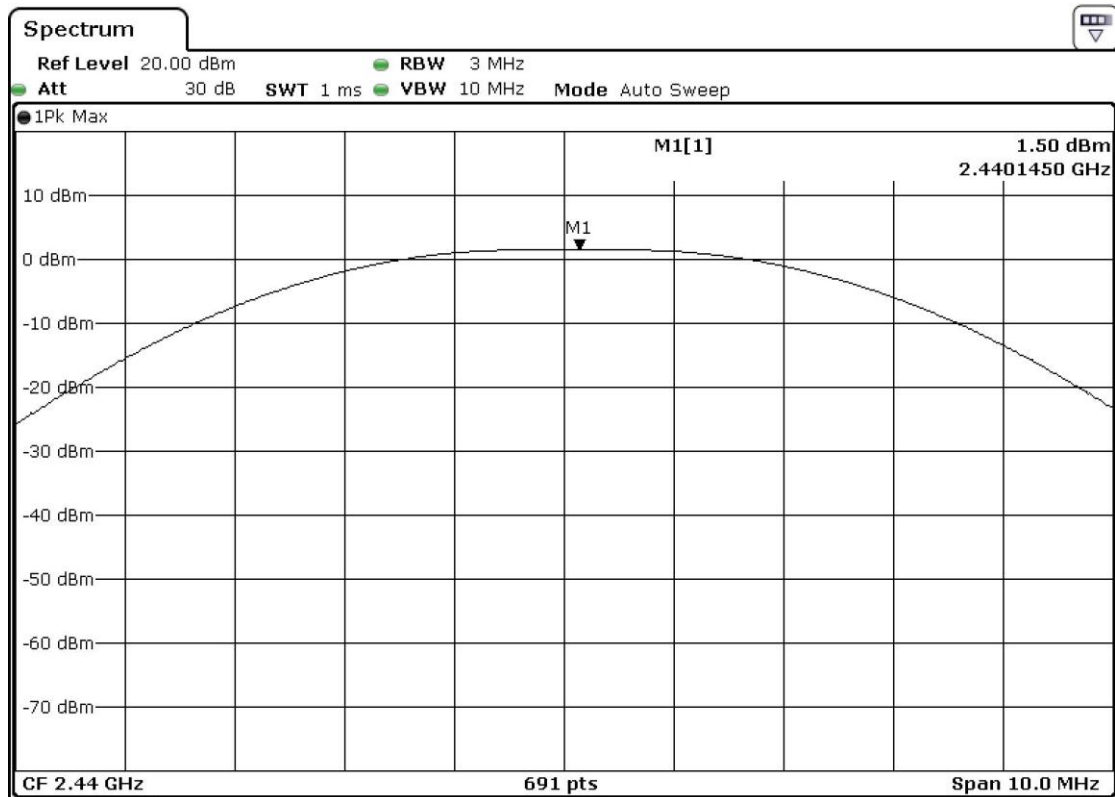
## Test Report

Date : 2022-01-19

Page 13 of 53

No. : HMD22010009

Bluetooth Communication mode (BT DTS-GFSK 2Mbps, 2440MHz)



The Hong Kong Standards and Testing Centre Limited

Head Office: 10 Dai Wang Street, Taipo Industrial Estate, Tai Po, N.T., Hong Kong

Unit B, 10/F, Block 1, Tai Ping Industrial Centre, No. 57 Ting Kok Road, Tai Po, N.T., Hong Kong

Tel: +852 2666 1888 Fax: +852 2664 4353 Email: hkstc@stc.group Website: www.stc.group

This report shall not be reproduced unless with prior written approval from The Hong Kong Standards and Testing Centre Limited.

For Conditions of Issuance of this test report, please refer to "Conditions of Issuance of Test Reports" section or Website.



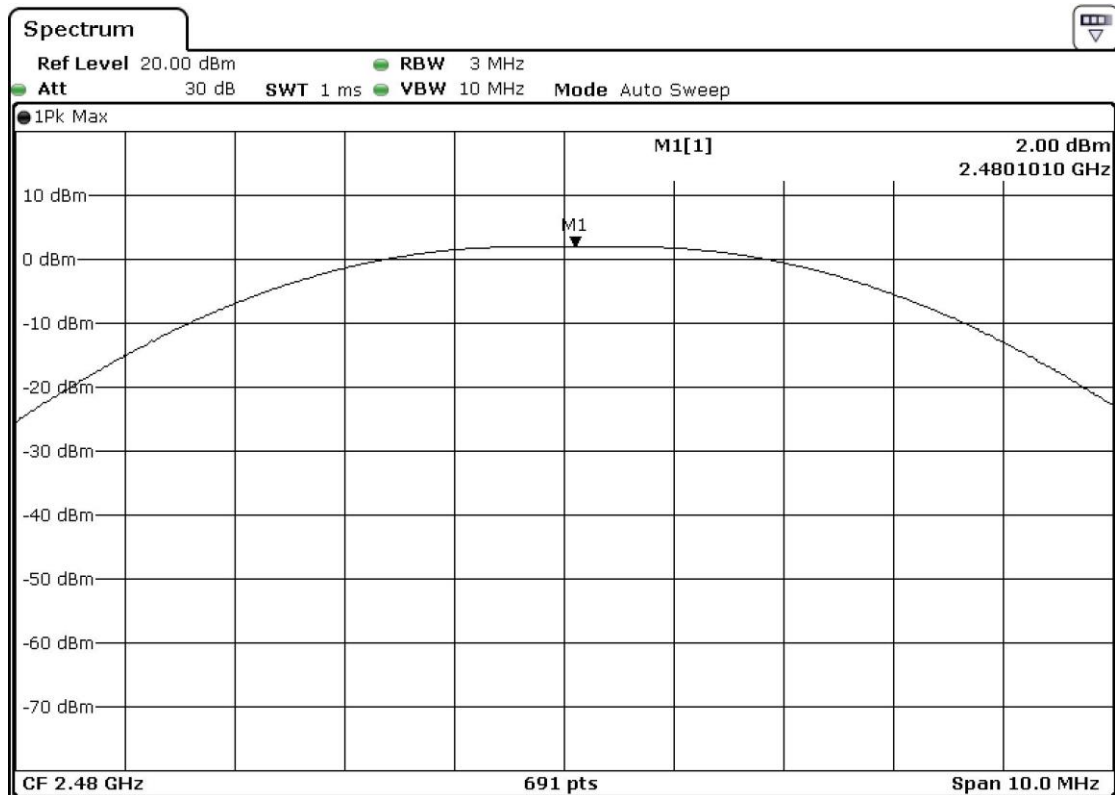
## Test Report

Date : 2022-01-19

Page 14 of 53

No. : HMD22010009

Bluetooth Communication mode (BT DTS-GFSK 2Mbps, 2480MHz)



The Hong Kong Standards and Testing Centre Limited

Head Office: 10 Dai Wang Street, Taipo Industrial Estate, Tai Po, N.T., Hong Kong

Unit B, 10/F, Block 1, Tai Ping Industrial Centre, No. 57 Ting Kok Road, Tai Po, N.T., Hong Kong

Tel: +852 2666 1888 Fax: +852 2664 4353 Email: hkstc@stc.group Website: www.stc.group

This report shall not be reproduced unless with prior written approval from The Hong Kong Standards and Testing Centre Limited.

For Conditions of Issuance of this test report, please refer to "Conditions of Issuance of Test Reports" section or Website.



## Test Report

Date : 2022-01-19  
No. : HMD22010009

Page 15 of 53

### 3.1.2 Radiated Emissions

Test Requirement:	FCC 47CFR 15.209
Test Method:	ANSI C63.10:2013
Test Date:	2021-10-19 to 2022-01-17
Mode of Operation:	Tx mode / Bluetooth Communication mode (GFSK)

Ambient Temperature: 25°C      Relative Humidity: 50%      Atmospheric Pressure: 101 kPa

#### Test Method:

For emission measurements at or below 1 GHz, the sample was placed 0.8m above the ground plane of semi-anechoic Chamber\*. For emission measurements above 1 GHz, the sample was placed 1.5m above the ground plane of semi-anechoic Chamber\*. Measurements in both horizontal and vertical polarities were performed. During the test, each emission was maximized by: having the EUT continuously working, investigated all operating modes, rotated about all 3 axis (X, Y & Z) and considered typical configuration to obtain worst position, manipulating interconnecting cables, rotating turntable, varying antenna height from 1m to 4m in both horizontal and vertical polarizations. The emissions worst-case are shown in Test Results of the following pages.

\* Semi-Anechoic chamber located on the G/F of The Hong Kong Standards and Testing Centre Ltd. with a metal ground plane filed with the FCC pursuant to section 2.948 of the FCC rules, with Registration Number: 607756.

The Hong Kong Standards and Testing Centre Limited

Head Office: 10 Dai Wang Street, Taipo Industrial Estate, Tai Po, N.T., Hong Kong

Unit B, 10/F, Block 1, Tai Ping Industrial Centre, No. 57 Ting Kok Road, Tai Po, N.T., Hong Kong

Tel: +852 2666 1888 Fax: +852 2664 4353 Email: hkstc@stc.group Website: www.stc.group

This report shall not be reproduced unless with prior written approval from The Hong Kong Standards and Testing Centre Limited.

For Conditions of Issuance of this test report, please refer to "Conditions of Issuance of Test Reports" section or Website.

## Test Report

Date : 2022-01-19  
No. : HMD22010009

Page 16 of 53

### Spectrum Analyzer Setting:

9KHz – 30MHz (Pk & Av)

RBW: 10kHz  
VBW: 30kHz  
Sweep: Auto  
Span: Fully capture the emissions being measured  
Trace: Max. hold

30MHz – 1GHz (QP)

RBW: 120kHz  
VBW: 120kHz  
Sweep: Auto  
Span: Fully capture the emissions being measured  
Trace: Max. hold

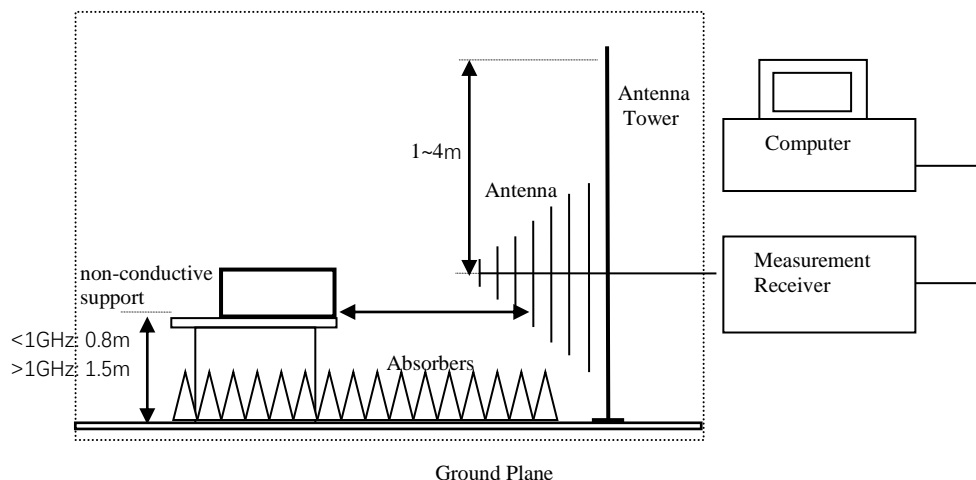
Above 1GHz (Pk)

RBW: 1MHz  
VBW: 1MHz  
Sweep: Auto  
Span: Fully capture the emissions being measured  
Trace: Max. hold

Above 1GHz (Av)

RBW: 1MHz  
VBW: 10Hz  
Sweep: Auto  
Span: Fully capture the emissions being measured  
Trace: Max. hold

### Test Setup:



- Absorbers placed on top of the ground plane are for measurements above 1000MHz only.
- Measurements between 30MHz to 1000MHz made with Bi-log antennas, above 1000MHz horn antennas are used.

The Hong Kong Standards and Testing Centre Limited

Head Office: 10 Dai Wang Street, Tai Po Industrial Estate, Tai Po, N.T., Hong Kong

Unit B, 10/F, Block 1, Tai Ping Industrial Centre, No. 57 Ting Kok Road, Tai Po, N.T., Hong Kong

Tel: +852 2666 1888 Fax: +852 2664 4353 Email: hkstc@stc.group Website: www.stc.group

This report shall not be reproduced unless with prior written approval from The Hong Kong Standards and Testing Centre Limited.

For Conditions of Issuance of this test report, please refer to "Conditions of Issuance of Test Reports" section or Website.





## Test Report

Date : 2022-01-19  
No. : HMD22010009

Page 17 of 53

### **Limits for Radiated Emissions FCC 47 CFR 15.209]:**

Frequency Range	Quasi-Peak Limits
[MHz]	[ $\mu$ V/m]
0.009-0.490	2400/F (kHz)
0.490-1.705	24000/F (kHz)
1.705-30	30
30-88	100
88-216	150
216-960	200
Above 960	500

The emission limits shown in the above table are based on measurement employing a CISPR quasi-peak detector and above 1000MHz are based on measurements employing an average detector.

#### Remarks:

No additional spurious emissions found between lowest internal used/generated frequency and 30 MHz

\* Denotes restricted band of operation.

Measurements were made using a peak detector. Any emission less than 1000MHz and falling within the restricted bands of FCC Rules Part 15 Section 15.205 and the limits of FCC Rules Part 15 Section 15.209 were applied.

Correction Factor included Antenna Factor and Cable Attenuation.

Calculated measurement uncertainty (9kHz-30MHz): 2.0dB  
(30MHz -1GHz): 4.9dB  
(1GHz -6GHz): 4.02dB  
(6GHz -26.5GHz): 4.03dB

Emissions in the vertical and horizontal polarizations have been investigated and the worst-case test results are recorded in this report.

The Hong Kong Standards and Testing Centre Limited

Head Office: 10 Dai Wang Street, Taipo Industrial Estate, Tai Po, N.T., Hong Kong

Unit B, 10/F, Block 1, Tai Ping Industrial Centre, No. 57 Ting Kok Road, Tai Po, N.T., Hong Kong

Tel: +852 2666 1888 Fax: +852 2664 4353 Email: hkstc@stc.group Website: www.stc.group

This report shall not be reproduced unless with prior written approval from The Hong Kong Standards and Testing Centre Limited.

For Conditions of Issuance of this test report, please refer to "Conditions of Issuance of Test Reports" section or Website.



## Test Report

Date : 2022-01-19

Page 18 of 53

No. : HMD22010009

**Result of Tx mode (2402.0 MHz) (GFSK 1Mbps) (9kHz – 30MHz): Pass**

Field Strength of Spurious Emissions Peak Value						
Frequency MHz	Measured Level dBuV	Correction Factor dB/m	Field Strength dBuV/m	Field Strength uV/m	Limit uV/m	E-Field Polarity
Emissions detected are more than 20 dB below the FCC Limits						

**Result of Tx mode (2402.0 MHz) (GFSK 1Mbps) (Above 1GHz): Pass**

Field Strength of Spurious Emissions Peak Value						
Frequency MHz	Measured Level @3m dBuV	Correction Factor dB/m	Field Strength dBuV/m	Limit @3m dBuV/m	Margin dB	E-Field Polarity
4804.0	56.0	0.82	56.9	74.0	17.2	Vertical
4804.0	57.4	0.52	57.9	74.0	16.1	Horizontal
7206.0	49.9	7	56.9	74.0	17.2	Vertical
7206.0	49.9	6.5	56.4	74.0	17.6	Horizontal
9608.0	46.8	8.5	55.3	74.0	18.7	Vertical
9608.0	47.3	8.3	55.6	74.0	18.4	Horizontal
12010.0	45.0	10.9	55.9	74.0	18.1	Vertical
12010.0	45.3	10.8	56.1	74.0	17.9	Horizontal

Field Strength of Spurious Emissions Average Value						
Frequency MHz	Measured Level @3m dBuV	Correction Factor dB/m	Field Strength dBuV/m	Limit @3m dBuV/m	Margin dB	E-Field Polarity
4804.0	40.6	0.82	41.4	54.0	12.6	Vertical
4804.0	41.8	0.52	42.3	54.0	11.7	Horizontal
7206.0	34.2	7	41.2	54.0	12.8	Vertical
7206.0	34.6	6.5	41.1	54.0	13.0	Horizontal
9608.0	30.5	8.5	39.0	54.0	15.0	Vertical
9608.0	31.5	8.3	39.8	54.0	14.2	Horizontal
12010.0	30.5	10.9	41.4	54.0	12.6	Vertical
12010.0	30.1	10.8	40.9	54.0	13.1	Horizontal

The Hong Kong Standards and Testing Centre Limited

Head Office: 10 Dai Wang Street, Taipo Industrial Estate, Tai Po, N.T., Hong Kong

Unit B, 10/F, Block 1, Tai Ping Industrial Centre, No. 57 Ting Kok Road, Tai Po, N.T., Hong Kong

Tel: +852 2666 1888 Fax: +852 2664 4353 Email: hkstc@stc.group Website: www.stc.group

This report shall not be reproduced unless with prior written approval from The Hong Kong Standards and Testing Centre Limited.

For Conditions of Issuance of this test report, please refer to "Conditions of Issuance of Test Reports" section or Website.



## Test Report

Date : 2022-01-19

Page 19 of 53

No. : HMD22010009

**Result of Tx mode (2440.0 MHz) (GFSK 1Mbps) (9kHz – 30MHz): Pass**

Field Strength of Spurious Emissions Peak Value						
Frequency MHz	Measured Level dBμV	Correction Factor dB/m	Field Strength dBμV/m	Field Strength uV/m	Limit uV/m	E-Field Polarity
Emissions detected are more than 20 dB below the FCC Limits						

**Result of Tx mode (2440.0 MHz) (GFSK 1Mbps) (Above 1GHz): Pass**

Field Strength of Spurious Emissions Peak Value						
Frequency MHz	Measured Level @3m dBμV	Correction Factor dB/m	Field Strength dBμV/m	Limit @3m dBμV/m	Margin dB	E-Field Polarity
4880.0	57.1	0.82	58.0	74.0	16.0	Vertical
4880.0	56.4	0.52	56.9	74.0	17.1	Horizontal
7320.0	49.9	7	56.9	74.0	17.1	Vertical
7320.0	49.8	6.5	56.3	74.0	17.7	Horizontal
9760.0	47.0	8.5	55.5	74.0	18.5	Vertical
9760.0	47.1	8.3	55.4	74.0	18.6	Horizontal
12200.0	45.1	10.9	56.0	74.0	18.0	Vertical
12200.0	45.1	10.8	55.9	74.0	18.1	Horizontal

Field Strength of Spurious Emissions Average Value						
Frequency MHz	Measured Level @3m dBμV	Correction Factor dB/m	Field Strength dBμV/m	Limit @3m dBμV/m	Margin dB	E-Field Polarity
4880.0	42.0	0.82	42.9	54.0	11.2	Vertical
4880.0	41.6	0.52	42.2	54.0	11.9	Horizontal
7320.0	35.1	7	42.1	54.0	12.0	Vertical
7320.0	35.6	6.5	42.1	54.0	11.9	Horizontal
9760.0	31.5	8.5	40.0	54.0	14.1	Vertical
9760.0	32.8	8.3	41.1	54.0	12.9	Horizontal
12200.0	30.2	10.9	41.1	54.0	12.9	Vertical
12200.0	30.3	10.8	41.1	54.0	12.9	Horizontal

The Hong Kong Standards and Testing Centre Limited

Head Office: 10 Dai Wang Street, Taipo Industrial Estate, Tai Po, N.T., Hong Kong

Unit B, 10/F, Block 1, Tai Ping Industrial Centre, No. 57 Ting Kok Road, Tai Po, N.T., Hong Kong

Tel: +852 2666 1888 Fax: +852 2664 4353 Email: hkstc@stc.group Website: www.stc.group

This report shall not be reproduced unless with prior written approval from The Hong Kong Standards and Testing Centre Limited.

For Conditions of Issuance of this test report, please refer to "Conditions of Issuance of Test Reports" section or Website.



## Test Report

Date : 2022-01-19  
No. : HMD22010009

Page 20 of 53

Result of Tx mode (2480.0 MHz) (GFSK 1Mbps) (9kHz – 30MHz): Pass

Field Strength of Spurious Emissions Peak Value						
Frequency MHz	Measured Level dBμV	Correction Factor dB/m	Field Strength dBμV/m	Field Strength uV/m	Limit uV/m	E-Field Polarity
Emissions detected are more than 20 dB below the FCC Limits						

Result of Tx mode (2480.0 MHz) (GFSK 1Mbps) (Above 1GHz): Pass

Field Strength of Spurious Emissions Peak Value						
Frequency MHz	Measured Level @3m dBμV	Correction Factor dB/m	Field Strength dBμV/m	Limit @3m dBμV/m	Margin dB	E-Field Polarity
4960.0	57.3	0.82	58.1	74.0	15.9	Vertical
4960.0	56.9	0.52	57.4	74.0	16.6	Horizontal
7440.0	50.0	7	57.0	74.0	17.0	Vertical
7440.0	51.0	6.5	57.5	74.0	16.5	Horizontal
9920.0	47.1	8.5	55.6	74.0	18.4	Vertical
9920.0	47.1	8.3	55.4	74.0	18.6	Horizontal
12400.0	45.1	10.9	56.0	74.0	18.0	Vertical
12400.0	45.5	10.8	56.3	74.0	17.8	Horizontal

Field Strength of Spurious Emissions Average Value						
Frequency MHz	Measured Level @3m dBμV	Correction Factor dB/m	Field Strength dBμV/m	Limit @3m dBμV/m	Margin dB	E-Field Polarity
4960.0	41.8	0.82	42.7	54.0	11.4	Vertical
4960.0	42.1	0.52	42.6	54.0	11.4	Horizontal
7440.0	35.6	7	42.6	54.0	11.4	Vertical
7440.0	35.8	6.5	42.3	54.0	11.7	Horizontal
9920.0	32.5	8.5	41.0	54.0	13.0	Vertical
9920.0	31.7	8.3	40.0	54.0	14.0	Horizontal
12400.0	30.2	10.9	41.1	54.0	12.9	Vertical
12400.0	30.4	10.8	41.2	54.0	12.8	Horizontal

The Hong Kong Standards and Testing Centre Limited

Head Office: 10 Dai Wang Street, Taipo Industrial Estate, Tai Po, N.T., Hong Kong

Unit B, 10/F, Block 1, Tai Ping Industrial Centre, No. 57 Ting Kok Road, Tai Po, N.T., Hong Kong

Tel: +852 2666 1888 Fax: +852 2664 4353 Email: hkstc@stc.group Website: www.stc.group

This report shall not be reproduced unless with prior written approval from The Hong Kong Standards and Testing Centre Limited.

For Conditions of Issuance of this test report, please refer to "Conditions of Issuance of Test Reports" section or Website.



## Test Report

Date : 2022-01-19

Page 21 of 53

No. : HMD22010009

**Result of Tx mode (2402.0 MHz) (GFSK 2Mbps) (9kHz – 30MHz): Pass**

Field Strength of Spurious Emissions Peak Value						
Frequency MHz	Measured Level dBμV	Correction Factor dB/m	Field Strength dBμV/m	Field Strength uV/m	Limit uV/m	E-Field Polarity
Emissions detected are more than 20 dB below the FCC Limits						

**Result of Tx mode (2402.0 MHz) (GFSK 2Mbps) (Above 1GHz): Pass**

Field Strength of Spurious Emissions Peak Value						
Frequency MHz	Measured Level @3m dBμV	Correction Factor dB/m	Field Strength dBμV/m	Limit @3m dBμV/m	Margin dB	E-Field Polarity
4804.0	56.7	0.82	57.5	74.0	16.5	Vertical
4804.0	57.1	0.52	57.6	74.0	16.4	Horizontal
7206.0	49.9	7	56.9	74.0	17.1	Vertical
7206.0	49.8	6.5	56.3	74.0	17.7	Horizontal
9608.0	47.3	8.5	55.8	74.0	18.2	Vertical
9608.0	47.1	8.3	55.4	74.0	18.6	Horizontal
12010.0	44.8	10.9	55.7	74.0	18.3	Vertical
12010.0	45.4	10.8	56.2	74.0	17.9	Horizontal

Field Strength of Spurious Emissions Average Value						
Frequency MHz	Measured Level @3m dBμV	Correction Factor dB/m	Field Strength dBμV/m	Limit @3m dBμV/m	Margin dB	E-Field Polarity
4804.0	41.3	0.82	42.1	54.0	11.9	Vertical
4804.0	42.1	0.52	42.6	54.0	11.4	Horizontal
7206.0	34.8	7	41.8	54.0	12.2	Vertical
7206.0	35.6	6.5	42.1	54.0	12.0	Horizontal
9608.0	30.8	8.5	39.3	54.0	14.7	Vertical
9608.0	31.5	8.3	39.8	54.0	14.2	Horizontal
12010.0	30.2	10.9	41.1	54.0	12.9	Vertical
12010.0	30.0	10.8	40.8	54.0	13.2	Horizontal

The Hong Kong Standards and Testing Centre Limited

Head Office: 10 Dai Wang Street, Taipo Industrial Estate, Tai Po, N.T., Hong Kong

Unit B, 10/F, Block 1, Tai Ping Industrial Centre, No. 57 Ting Kok Road, Tai Po, N.T., Hong Kong

Tel: +852 2666 1888 Fax: +852 2664 4353 Email: hkstc@stc.group Website: www.stc.group

This report shall not be reproduced unless with prior written approval from The Hong Kong Standards and Testing Centre Limited.

For Conditions of Issuance of this test report, please refer to "Conditions of Issuance of Test Reports" section or Website.



## Test Report

Date : 2022-01-19

Page 22 of 53

No. : HMD22010009

**Result of Tx mode (2440.0 MHz) (GFSK 2Mbps) (9kHz – 30MHz): Pass**

Field Strength of Spurious Emissions Peak Value						
Frequency MHz	Measured Level dBμV	Correction Factor dB/m	Field Strength dBμV/m	Field Strength uV/m	Limit uV/m	E-Field Polarity
Emissions detected are more than 20 dB below the FCC Limits						

**Result of Tx mode (2440.0 MHz) (GFSK 2Mbps) (Above 1GHz): Pass**

Field Strength of Spurious Emissions Peak Value						
Frequency MHz	Measured Level @3m dBμV	Correction Factor dB/m	Field Strength dBμV/m	Limit @3m dBμV/m	Margin dB	E-Field Polarity
4880.0	56.5	0.82	57.3	74.0	16.7	Vertical
4880.0	56.6	0.52	57.2	74.0	16.9	Horizontal
7320.0	49.7	7	56.7	74.0	17.3	Vertical
7320.0	50.5	6.5	57.0	74.0	17.0	Horizontal
9760.0	47.3	8.5	55.8	74.0	18.2	Vertical
9760.0	47.1	8.3	55.4	74.0	18.6	Horizontal
12200.0	45.3	10.9	56.2	74.0	17.8	Vertical
12200.0	45.2	10.8	56.0	74.0	18.0	Horizontal

Field Strength of Spurious Emissions Average Value						
Frequency MHz	Measured Level @3m dBμV	Correction Factor dB/m	Field Strength dBμV/m	Limit @3m dBμV/m	Margin dB	E-Field Polarity
4880.0	41.8	0.82	42.7	54.0	11.4	Vertical
4880.0	42.3	0.52	42.8	54.0	11.2	Horizontal
7320.0	34.5	7	41.5	54.0	12.6	Vertical
7320.0	33.9	6.5	40.4	54.0	13.6	Horizontal
9760.0	31.5	8.5	40.0	54.0	14.1	Vertical
9760.0	32.8	8.3	41.1	54.0	12.9	Horizontal
12200.0	30.2	10.9	41.1	54.0	12.9	Vertical
12200.0	30.5	10.8	41.3	54.0	12.8	Horizontal

The Hong Kong Standards and Testing Centre Limited

Head Office: 10 Dai Wang Street, Taipo Industrial Estate, Tai Po, N.T., Hong Kong

Unit B, 10/F, Block 1, Tai Ping Industrial Centre, No. 57 Ting Kok Road, Tai Po, N.T., Hong Kong

Tel: +852 2666 1888 Fax: +852 2664 4353 Email: hkstc@stc.group Website: www.stc.group

This report shall not be reproduced unless with prior written approval from The Hong Kong Standards and Testing Centre Limited.

For Conditions of Issuance of this test report, please refer to "Conditions of Issuance of Test Reports" section or Website.



## Test Report

**Date : 2022-01-19**  
**No. : HMD22010009**

**Page 23 of 53**

**Result of Tx mode (2480.0 MHz) (GFSK 2Mbps) (9kHz – 30MHz): Pass**

Field Strength of Spurious Emissions Peak Value						
Frequency MHz	Measured Level dBμV	Correction Factor dB/m	Field Strength dBμV/m	Field Strength uV/m	Limit uV/m	E-Field Polarity
Emissions detected are more than 20 dB below the FCC Limits						

**Result of Tx mode (2480.0 MHz) (GFSK 2Mbps) (Above 1GHz): Pass**

Field Strength of Spurious Emissions Peak Value						
Frequency MHz	Measured Level @3m dBμV	Correction Factor dB/m	Field Strength dBμV/m	Limit @3m dBμV/m	Margin dB	E-Field Polarity
4960.0	57.2	0.82	58.0	74.0	16.0	Vertical
4960.0	56.7	0.52	57.3	74.0	16.7	Horizontal
7440.0	49.9	7	56.9	74.0	17.1	Vertical
7440.0	50.4	6.5	56.9	74.0	17.1	Horizontal
9920.0	47.3	8.5	55.8	74.0	18.2	Vertical
9920.0	47.3	8.3	55.6	74.0	18.4	Horizontal
12400.0	45.2	10.9	56.1	74.0	17.9	Vertical
12400.0	45.4	10.8	56.2	74.0	17.8	Horizontal

Field Strength of Spurious Emissions Average Value						
Frequency MHz	Measured Level @3m dBμV	Correction Factor dB/m	Field Strength dBμV/m	Limit @3m dBμV/m	Margin dB	E-Field Polarity
4960.0	42.0	0.82	42.8	54.0	11.2	Vertical
4960.0	42.1	0.52	42.7	54.0	11.4	Horizontal
7440.0	35.1	7	42.1	54.0	12.0	Vertical
7440.0	34.9	6.5	41.4	54.0	12.7	Horizontal
9920.0	32.8	8.5	41.3	54.0	12.8	Vertical
9920.0	31.8	8.3	40.1	54.0	13.9	Horizontal
12400.0	30.2	10.9	41.1	54.0	12.9	Vertical
12400.0	30.5	10.8	41.3	54.0	12.7	Horizontal

The Hong Kong Standards and Testing Centre Limited

Head Office: 10 Dai Wang Street, Taipo Industrial Estate, Tai Po, N.T., Hong Kong

Unit B, 10/F, Block 1, Tai Ping Industrial Centre, No. 57 Ting Kok Road, Tai Po, N.T., Hong Kong

Tel: +852 2666 1888 Fax: +852 2664 4353 Email: hkstc@stc.group Website: www.stc.group

This report shall not be reproduced unless with prior written approval from The Hong Kong Standards and Testing Centre Limited.

For Conditions of Issuance of this test report, please refer to "Conditions of Issuance of Test Reports" section or Website.



## Test Report

Date : 2022-01-19  
No. : HMD22010009

Page 24 of 53

### Radiated Emissions Measurement:

#### Limit :

In any 100 kHz bandwidth outside the frequency band in which the spread spectrum or digitally modulated intentional radiator is operating, the radio frequency power that is produced by the intentional radiator shall be at least 20 dB below that in the 100 kHz bandwidth within the band that contains the highest level of the desired power, based on either an RF conducted or a radiated measurement. Attenuation below the general limits specified in Section 15.209(a) is not required. In addition, radiated emissions which fall in the restricted bands, as defined in Section 15.205(a), must also comply with the radiated emission limits specified in Section 15.209(a) (see Section 5.205(c)).

### Result: RF Radiated Emissions (Lowest)-GFSK 1Mbps

Field Strength of Band-edge Compliance						
Peak Value						
Frequency MHz	Measured Level @3m dBμV	Correction Factor dB/m	Field Strength dBμV/m	Limit @3m dBμV/m	Margin dB	E-Field Polarity
2390.0	47.0	-4.8	42.2	74.0	31.8	Vertical
2390.0	47.9	-4.7	43.2	74.0	30.8	Horizontal

Field Strength of Band-edge Compliance						
Average Value						
Frequency MHz	Measured Level @3m dBμV	Correction Factor dB/m	Field Strength dBμV/m	Limit @3m dBμV/m	Margin dB	E-Field Polarity
2390.0	42.4	-4.8	37.6	54.0	16.4	Vertical
2390.0	41.5	-4.7	36.8	54.0	17.2	Horizontal

### Result: RF Radiated Emissions (Highest) -GFSK 1Mbps

Field Strength of Band-edge Compliance						
Peak Value						
Frequency MHz	Measured Level @3m dBμV	Correction Factor dB/m	Field Strength dBμV/m	Limit @3m dBμV/m	Margin dB	E-Field Polarity
2483.5	57.4	-4.8	52.6	74.0	21.5	Vertical
2483.5	56.0	-4.7	51.3	74.0	22.7	Horizontal

Field Strength of Band-edge Compliance						
Average Value						
Frequency MHz	Measured Level @3m dBμV	Correction Factor dB/m	Field Strength dBμV/m	Limit @3m dBμV/m	Margin dB	E-Field Polarity
2483.5	43.3	-4.8	38.5	54.0	15.6	Vertical
2483.5	43.1	-4.7	38.4	54.0	15.6	Horizontal

The Hong Kong Standards and Testing Centre Limited

Head Office: 10 Dai Wang Street, Taipo Industrial Estate, Tai Po, N.T., Hong Kong

Unit B, 10/F, Block 1, Tai Ping Industrial Centre, No. 57 Ting Kok Road, Tai Po, N.T., Hong Kong

Tel: +852 2666 1888 Fax: +852 2664 4353 Email: hkstc@stc.group Website: www.stc.group

This report shall not be reproduced unless with prior written approval from The Hong Kong Standards and Testing Centre Limited.

For Conditions of Issuance of this test report, please refer to "Conditions of Issuance of Test Reports" section or Website.





## Test Report

Date : 2022-01-19

Page 25 of 53

No. : HMD22010009

**Result: RF Radiated Emissions (Lowest)-GFSK 2Mbps**

Field Strength of Band-edge Compliance						
Peak Value						
Frequency MHz	Measured Level @3m dB $\mu$ V	Correction Factor dB/m	Field Strength dB $\mu$ V/m	Limit @3m dB $\mu$ V/m	Margin dB	E-Field Polarity
2390.0	47.3	-4.8	42.5	74.0	31.5	Vertical
2390.0	48.5	-4.7	43.8	74.0	30.2	Horizontal

Field Strength of Band-edge Compliance						
Average Value						
Frequency MHz	Measured Level @3m dB $\mu$ V	Correction Factor dB/m	Field Strength dB $\mu$ V/m	Limit @3m dB $\mu$ V/m	Margin dB	E-Field Polarity
2390.0	42.5	-4.8	37.7	54.0	16.3	Vertical
2390.0	42.4	-4.7	37.7	54.0	16.3	Horizontal

**Result: RF Radiated Emissions (Highest) -GFSK 2Mbps**

Field Strength of Band-edge Compliance						
Peak Value						
Frequency MHz	Measured Level @3m dB $\mu$ V	Correction Factor dB/m	Field Strength dB $\mu$ V/m	Limit @3m dB $\mu$ V/m	Margin dB	E-Field Polarity
2483.5	58.0	-4.8	53.2	74.0	20.8	Vertical
2483.5	57.7	-4.7	53.0	74.0	21.0	Horizontal

Field Strength of Band-edge Compliance						
Average Value						
Frequency MHz	Measured Level @3m dB $\mu$ V	Correction Factor dB/m	Field Strength dB $\mu$ V/m	Limit @3m dB $\mu$ V/m	Margin dB	E-Field Polarity
2483.5	45.3	-4.8	40.5	54.0	13.5	Vertical
2483.5	45.7	-4.7	41.0	54.0	13.0	Horizontal

The Hong Kong Standards and Testing Centre Limited

Head Office: 10 Dai Wang Street, Taipo Industrial Estate, Tai Po, N.T., Hong Kong

Unit B, 10/F, Block 1, Tai Ping Industrial Centre, No. 57 Ting Kok Road, Tai Po, N.T., Hong Kong

Tel: +852 2666 1888 Fax: +852 2664 4353 Email: hkstc@stc.group Website: www.stc.group

This report shall not be reproduced unless with prior written approval from The Hong Kong Standards and Testing Centre Limited.

For Conditions of Issuance of this test report, please refer to "Conditions of Issuance of Test Reports" section or Website.



## Test Report

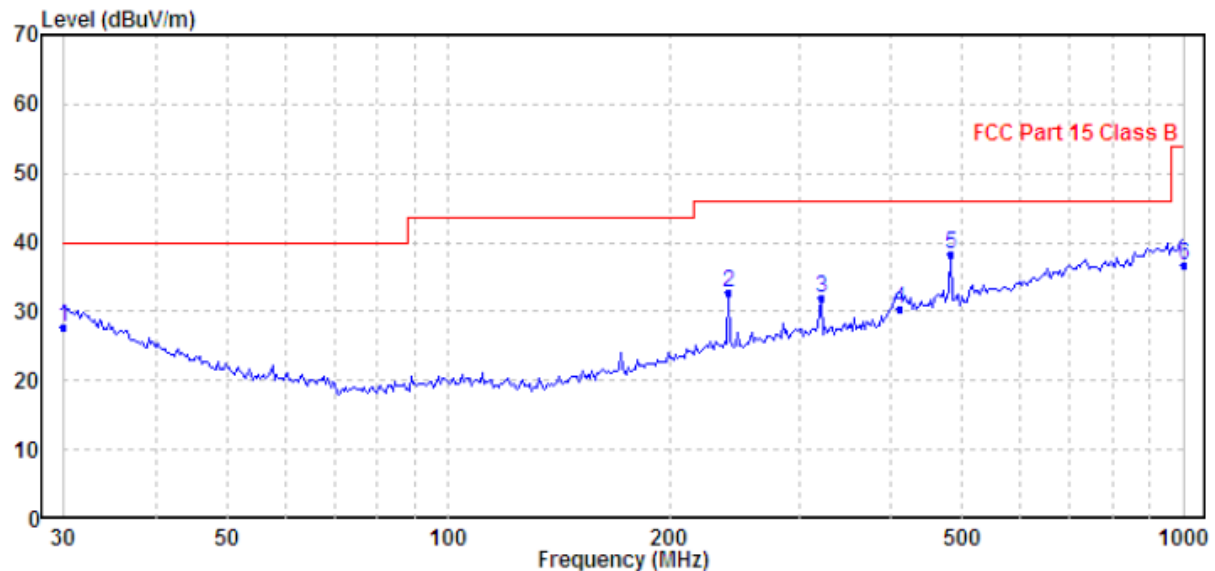
Date : 2022-01-19  
No. : HMD22010009

Page 26 of 53

### Results of Bluetooth Communication mode (2402.0 MHz) (30MHz – 1GHz): Pass

Please refer to the following table for result details(The data is the worst cases)

Horizontal



Ambient Temperature: 25.3°C

Relative Humidity : 50.2%

	Freq	Level	Limit	Over		
	MHz	dBUV/m	Line	Limit	Remark	Pol/Phase
1	30.000	27.81	40.00	-12.19	QP	Horizontal
2	240.830	32.87	46.00	-13.13	QP	Horizontal
3	321.061	32.05	46.00	-13.95	QP	Horizontal
4	410.383	30.38	46.00	-15.62	QP	Horizontal
5	482.216	38.24	46.00	-7.76	QP	Horizontal
6	1000.000	36.70	54.00	-17.30	QP	Horizontal

The Hong Kong Standards and Testing Centre Limited

Head Office: 10 Dai Wang Street, Tai Po Industrial Estate, Tai Po, N.T., Hong Kong

Unit B, 10/F, Block 1, Tai Ping Industrial Centre, No. 57 Ting Kok Road, Tai Po, N.T., Hong Kong

Tel: +852 2666 1888 Fax: +852 2664 4353 Email: hkstc@stc.group Website: www.stc.group

This report shall not be reproduced unless with prior written approval from The Hong Kong Standards and Testing Centre Limited.

For Conditions of Issuance of this test report, please refer to "Conditions of Issuance of Test Reports" section or Website.



## Test Report

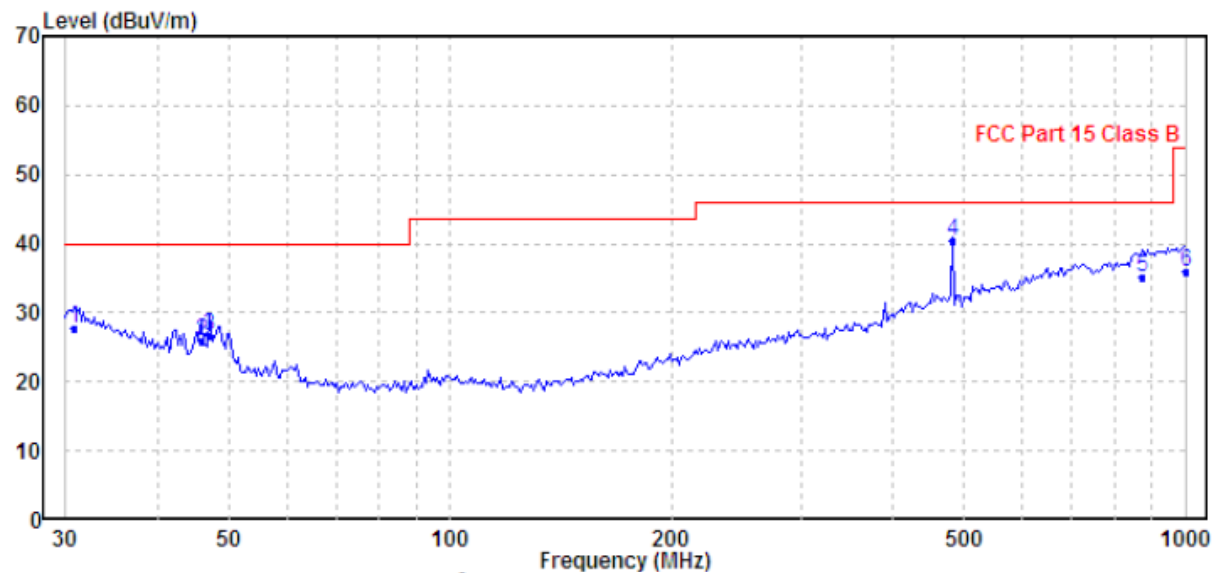
Date : 2022-01-19  
No. : HMD22010009

Page 27 of 53

### Results of Bluetooth Communication mode (2402.0 MHz) (30MHz – 1GHz): Pass

Please refer to the following table for result details(The data is the worst cases)

Vertical



Ambient Temperature: 25.3°C

Relative Humidity : 50.2%

	Freq	Level	Limit	Over	Remark	Pol/Phase
	MHz	dBuV/m	Line	Limit		
			dBuV/m	dB		
1	30.853	27.79	40.00	-12.21	QP	Vertical
2	46.016	25.89	40.00	-14.11	QP	Vertical
3	46.995	26.55	40.00	-13.45	QP	Vertical
4	482.216	40.48	46.00	-5.52	QP	Vertical
5	875.247	35.14	46.00	-10.86	QP	Vertical
6	1000.000	35.99	54.00	-18.01	QP	Vertical

The Hong Kong Standards and Testing Centre Limited

Head Office: 10 Dai Wang Street, Taipo Industrial Estate, Tai Po, N.T., Hong Kong

Unit B, 10/F, Block 1, Tai Ping Industrial Centre, No. 57 Ting Kok Road, Tai Po, N.T., Hong Kong

Tel: +852 2666 1888 Fax: +852 2664 4353 Email: hkstc@stc.group Website: www.stc.group

This report shall not be reproduced unless with prior written approval from The Hong Kong Standards and Testing Centre Limited.

For Conditions of Issuance of this test report, please refer to "Conditions of Issuance of Test Reports" section or Website.

## Test Report

**Date : 2022-01-19**  
**No. : HMD22010009**

**Page 28 of 53**

### **3.1.3 AC Mains Conducted Emissions (0.15MHz to 30MHz)**

Test Requirement:	FCC 47CFR 15.207
Test Method:	ANSI C63.10:2013
Test Date:	2021-10-25
Mode of Operation:	USB2.0 mode
Test Voltage:	120V a.c. 60Hz

Ambient Temperature: 25°C	Relative Humidity: 51%	Atmospheric Pressure: 101 kPa
---------------------------	------------------------	-------------------------------

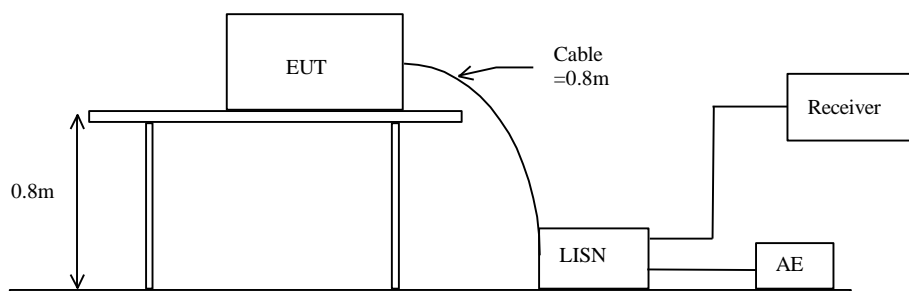
#### **Test Method:**

The test was performed in accordance with ANSI C63.10:2013, with the following: an initial measurement was performed in peak and average detection mode on the live line, any emissions recorded within 30dB of the relevant limit line were re-measured using quasi-peak and average detection on the live and neutral lines with the worst case recorded in the table of results.

#### **Receiver Setting:**

Bandw. = 9 kHz, Meas. Time= 10.0 ms, Step Width = 5.0kHz  
 Detector = MaxPeak and CISPR AV

#### **Test Setup:**



#### **Limits for Conducted Emissions (FCC 47 CFR 15.207):**

Frequency Range [MHz]	Quasi-Peak Limits [dBμV]	Average [dBμV]
0.15-0.5	66 to 56*	56 to 46*
0.5-5.0	56	46
5.0-30.0	60	50

\* Decreases with the logarithm of the frequency.

#### **Remarks:**

Calculated measurement uncertainty (0.15MHz – 30MHz): 3.25dB

-\*- Emission(s) that is far below the corresponding limit line.

The Hong Kong Standards and Testing Centre Limited

Head Office: 10 Dai Wang Street, Taipo Industrial Estate, Tai Po, N.T., Hong Kong

Unit B, 10/F, Block 1, Tai Ping Industrial Centre, No. 57 Ting Kok Road, Tai Po, N.T., Hong Kong

Tel: +852 2666 1888 Fax: +852 2664 4353 Email: hkstc@stc.group Website: www.stc.group

This report shall not be reproduced unless with prior written approval from The Hong Kong Standards and Testing Centre Limited.

For Conditions of Issuance of this test report, please refer to "Conditions of Issuance of Test Reports" section or Website.



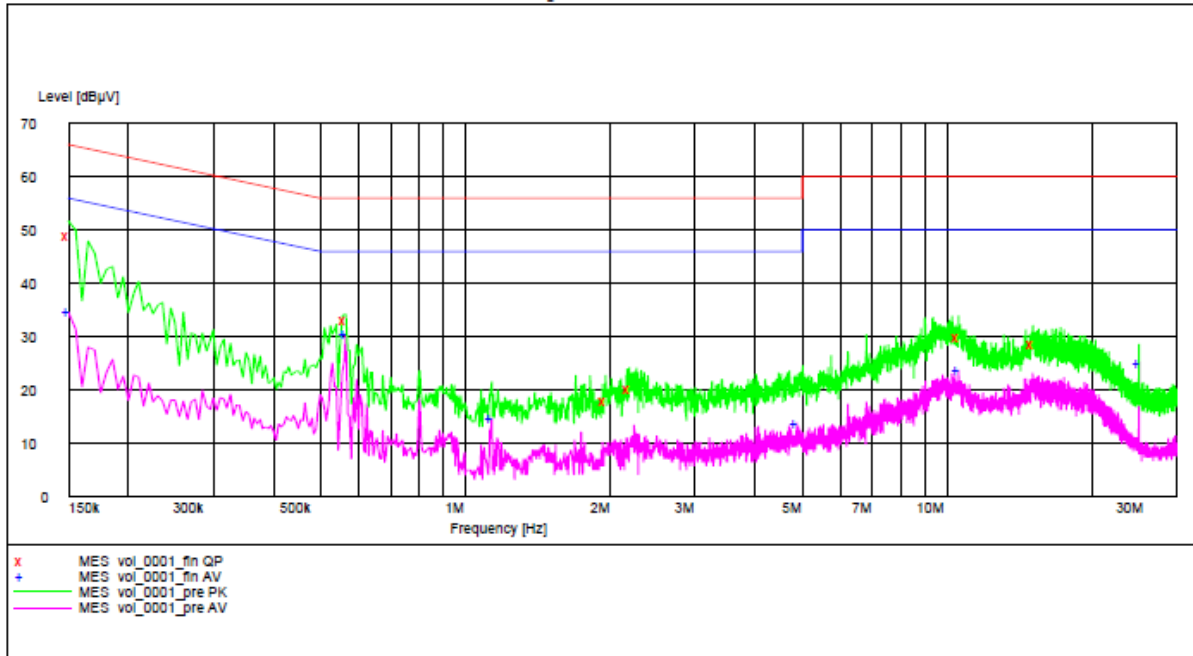
## Test Report

Date : 2022-01-19  
No. : HMD22010009

Page 29 of 53

### Results of USB2.0 mode(connected to notebook, notebook mains) (L): PASS

Please refer to the following diagram for individual results.



#### MEASUREMENT RESULT: "vol\_0001\_fin QP"

10/25/2021 5:06PM

Frequency MHz	Level dBμV	Transd dB	Limit dBμV	Margin dB	Line	PE
0.150000	49.0	9.7	66.0	17.0	L1	GND
0.565000	33.2	9.7	56.0	22.8	L1	GND
1.955000	17.8	9.8	56.0	38.2	L1	GND
2.190000	20.1	9.8	56.0	35.9	L1	GND
10.575000	30.0	10.0	60.0	30.0	L1	GND
15.105000	28.6	10.2	60.0	31.4	L1	GND

#### MEASUREMENT RESULT: "vol\_0001\_fin AV"

10/25/2021 5:04PM

Frequency MHz	Level dBμV	Transd dB	Limit dBμV	Margin dB	Line	PE
0.150000	34.7	9.7	56.0	21.3	L1	GND
0.565000	30.6	9.7	46.0	15.4	L1	GND
1.135000	14.8	9.7	46.0	31.2	L1	GND
4.880000	13.8	9.8	46.0	32.2	L1	GND
10.575000	23.7	10.0	50.0	26.3	L1	GND
25.060000	25.0	10.7	50.0	25.0	L1	GND

The Hong Kong Standards and Testing Centre Limited

Head Office: 10 Dai Wang Street, Taipo Industrial Estate, Tai Po, N.T., Hong Kong

Unit B, 10/F, Block 1, Tai Ping Industrial Centre, No. 57 Ting Kok Road, Tai Po, N.T., Hong Kong

Tel: +852 2666 1888 Fax: +852 2664 4353 Email: hkstc@stc.group Website: www.stc.group

This report shall not be reproduced unless with prior written approval from The Hong Kong Standards and Testing Centre Limited.

For Conditions of Issuance of this test report, please refer to "Conditions of Issuance of Test Reports" section or Website.



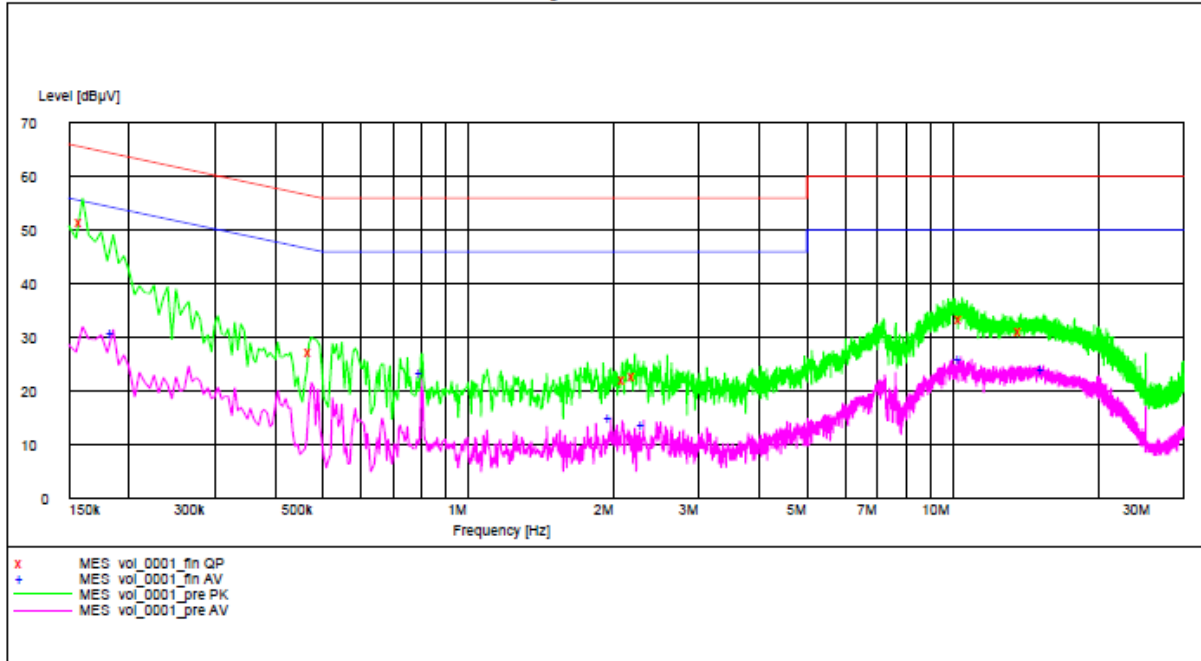
## Test Report

Date : 2022-01-19  
No. : HMD22010009

Page 30 of 53

### Results of USB2.0 mode(connected to notebook, notebook mains) (N): PASS

Please refer to the following diagram for individual results.



#### MEASUREMENT RESULT: "vol\_0001\_fin QP"

10/25/2021 5:12PM

Frequency MHz	Level dBμV	Transd dB	Limit dBμV	Margin dB	Line	PE
0.160000	51.5	9.7	65.5	14.0	N	GND
0.475000	27.3	9.7	56.4	29.2	N	GND
2.115000	22.0	9.8	56.0	34.0	N	GND
2.210000	22.7	9.8	56.0	33.3	N	GND
10.475000	33.3	10.0	60.0	26.7	N	GND
13.875000	31.1	10.2	60.0	28.9	N	GND

#### MEASUREMENT RESULT: "vol\_0001\_fin AV"

10/25/2021 5:11PM

Frequency MHz	Level dBμV	Transd dB	Limit dBμV	Margin dB	Line	PE
0.185000	31.0	9.7	54.3	23.3	N	GND
0.805000	23.5	9.7	46.0	22.5	N	GND
1.975000	15.0	9.8	46.0	31.0	N	GND
2.305000	13.9	9.8	46.0	32.1	N	GND
10.400000	25.9	10.0	50.0	24.1	N	GND
15.420000	24.0	10.2	50.0	26.0	N	GND

The Hong Kong Standards and Testing Centre Limited

Head Office: 10 Dai Wang Street, Taipo Industrial Estate, Tai Po, N.T., Hong Kong

Unit B, 10/F, Block 1, Tai Ping Industrial Centre, No. 57 Ting Kok Road, Tai Po, N.T., Hong Kong

Tel: +852 2666 1888 Fax: +852 2664 4353 Email: hkstc@stc.group Website: www.stc.group

This report shall not be reproduced unless with prior written approval from The Hong Kong Standards and Testing Centre Limited.

For Conditions of Issuance of this test report, please refer to "Conditions of Issuance of Test Reports" section or Website.



## Test Report

Date : 2022-01-19  
No. : HMD22010009

Page 31 of 53

### 3.1.4 Power Spectral Density

Test Requirement: FCC 47CFR 15.247(e)  
Test Method: ANSI C63.10:2013  
Test Date: 2022-01-17  
Mode of Operation: Tx mode

Ambient Temperature: 25°C      Relative Humidity: 51%      Atmospheric Pressure: 101 kPa

#### Test Method:

The RF output of the EUT was connected to the spectrum analyzer. Set the fundamental frequency as the center frequency of the spectral analyzer. Use RBW=3kHz, VBW= 10KHz, Set the span to 1.5 times the DTS channel bandwidth. Detector = peak, Sweep time = auto couple, Trace mode = max hold. Measure the Power Spectral Density (PSD) and record the results in dBm.

#### Test Setup:

As Test Setup of clause 3.1.1 in this test report.

#### Test Limit:

The maximum power spectral density (PSD) shall not exceeded 8dBm in any 3kHz band.

#### Results of Tx Mode GFSK 1Mbps (Tx:2402MHz to 2480MHz) : Pass (Tx Unit)

##### Maximum power spectral density

Transmitter Frequency (MHz)	Maximum Power spectral density level / 3kHz band (dBm)	Maximum Power spectral density / 3kHz band limit
2402.0	-13.38	8dBm
2440.0	-12.60	8dBm
2480.0	-11.95	8dBm

#### Results of Tx Mode GFSK 2Mbps (Tx:2402MHz to 2480MHz) : Pass (Tx Unit)

##### Maximum power spectral density

Transmitter Frequency (MHz)	Maximum Power spectral density level / 3kHz band (dBm)	Maximum Power spectral density / 3kHz band limit
2402.0	-13.568	8dBm
2440.0	-13.113	8dBm
2480.0	-12.280	8dBm

The Hong Kong Standards and Testing Centre Limited

Head Office: 10 Dai Wang Street, Taipo Industrial Estate, Tai Po, N.T., Hong Kong

Unit B, 10/F, Block 1, Tai Ping Industrial Centre, No. 57 Ting Kok Road, Tai Po, N.T., Hong Kong

Tel: +852 2666 1888 Fax: +852 2664 4353 Email: hkstc@stc.group Website: www.stc.group

This report shall not be reproduced unless with prior written approval from The Hong Kong Standards and Testing Centre Limited.

For Conditions of Issuance of this test report, please refer to "Conditions of Issuance of Test Reports" section or Website.



## Test Report

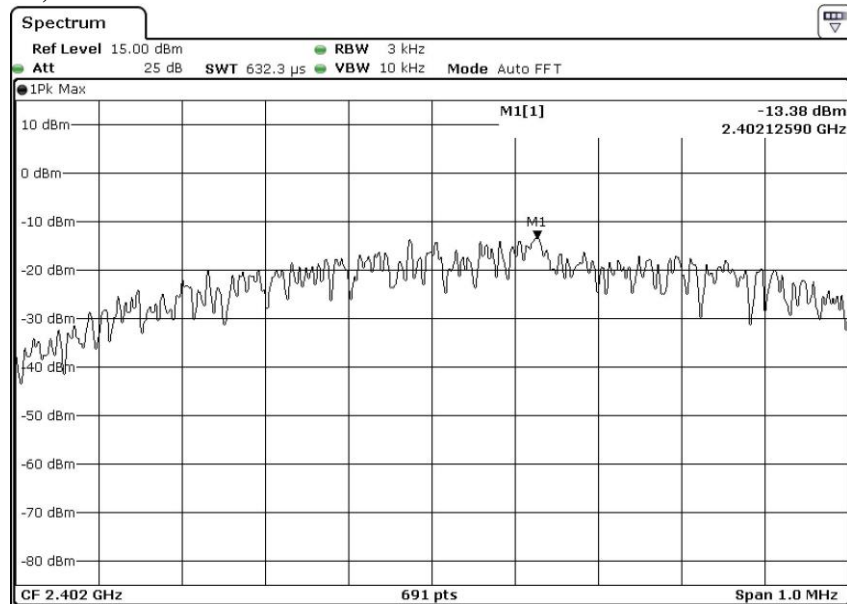
Date : 2022-01-19

Page 32 of 53

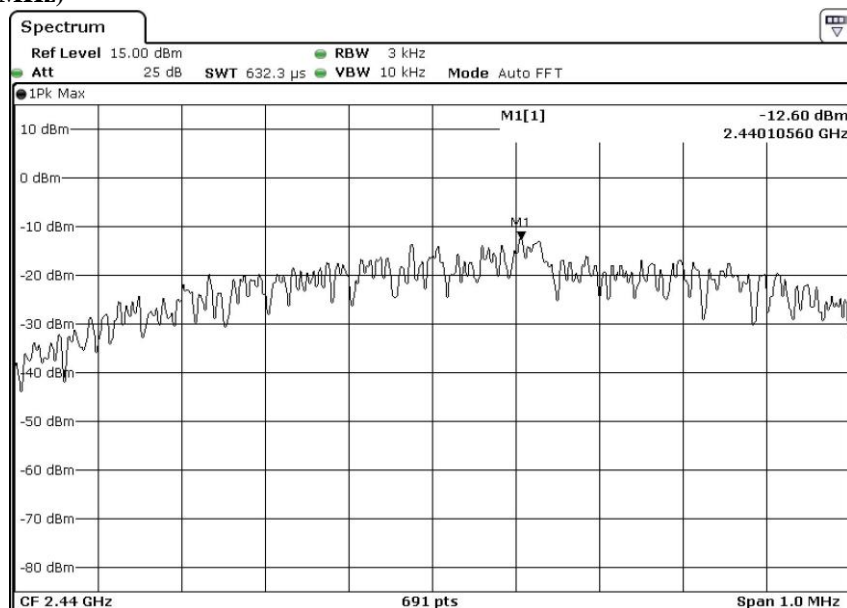
No. : HMD22010009

Tx mode GFSK 1Mbps (Tx: 2402MHz to 2480MHz)

CH 0 (2402.0 MHz)



CH 19 (2440.0 MHz)



The Hong Kong Standards and Testing Centre Limited

Head Office: 10 Dai Wang Street, Taipo Industrial Estate, Tai Po, N.T., Hong Kong

Unit B, 10/F, Block 1, Tai Ping Industrial Centre, No. 57 Ting Kok Road, Tai Po, N.T., Hong Kong

Tel: +852 2666 1888 Fax: +852 2664 4353 Email: hkstc@stc.group Website: www.stc.group

This report shall not be reproduced unless with prior written approval from The Hong Kong Standards and Testing Centre Limited.

For Conditions of Issuance of this test report, please refer to "Conditions of Issuance of Test Reports" section or Website.





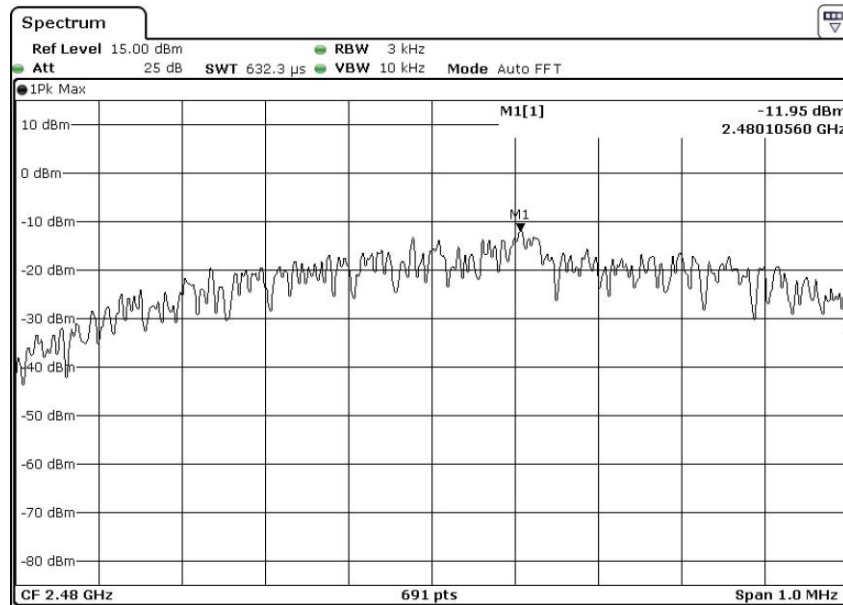
## Test Report

Date : 2022-01-19

Page 33 of 53

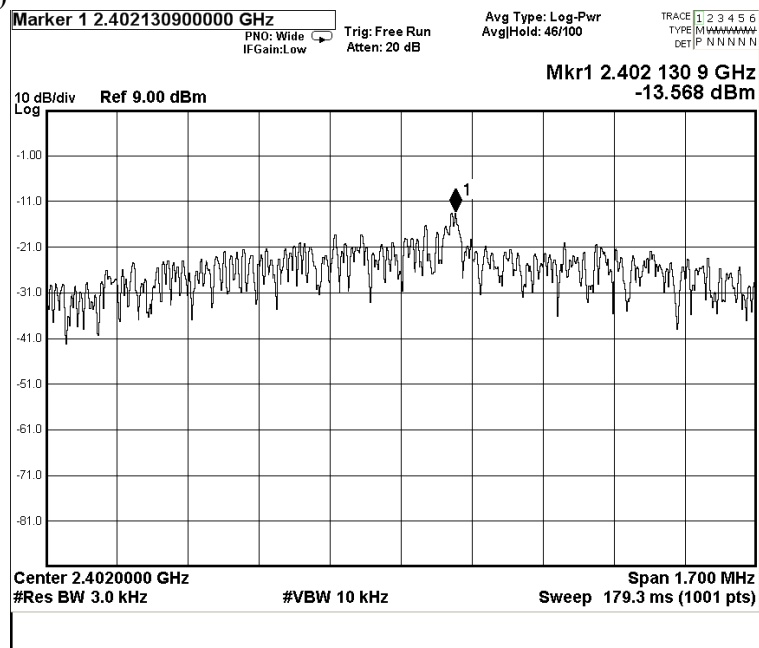
No. : HMD22010009

CH 39 (2480.0 MHz)



Tx mode GFSK 2Mbps (Tx: 2402MHz to 2480MHz)

CH 0 (2402.0 MHz)



The Hong Kong Standards and Testing Centre Limited

Head Office: 10 Dai Wang Street, Taipo Industrial Estate, Tai Po, N.T., Hong Kong

Unit B, 10/F, Block 1, Tai Ping Industrial Centre, No. 57 Ting Kok Road, Tai Po, N.T., Hong Kong

Tel: +852 2666 1888 Fax: +852 2664 4353 Email: hkstc@stc.group Website: www.stc.group

This report shall not be reproduced unless with prior written approval from The Hong Kong Standards and Testing Centre Limited.

For Conditions of Issuance of this test report, please refer to "Conditions of Issuance of Test Reports" section or Website.



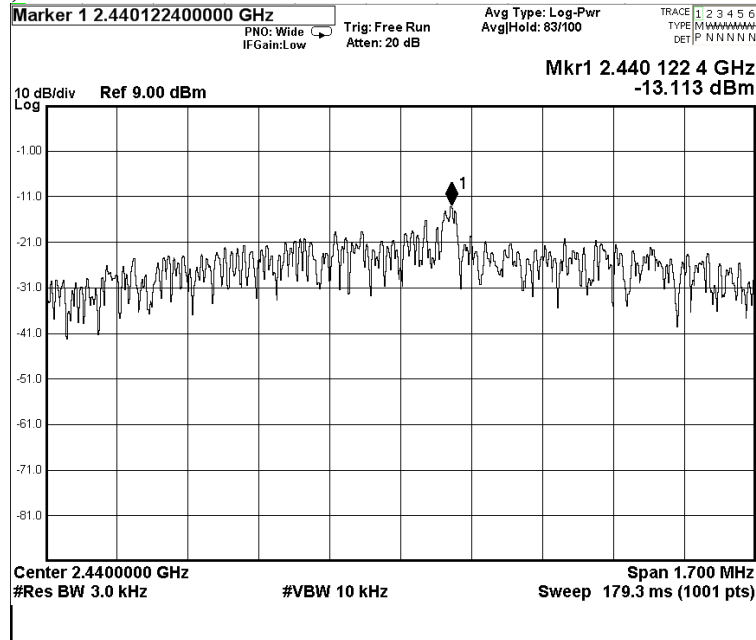
## Test Report

Date : 2022-01-19

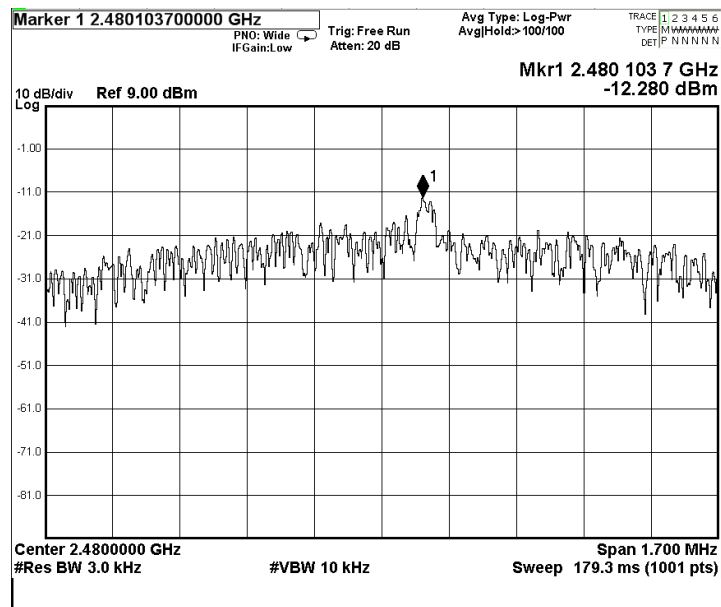
No. : HMD22010009

Page 34 of 53

CH 19 (2440.0 MHz)



CH 39 (2480.0 MHz)



The Hong Kong Standards and Testing Centre Limited

Head Office: 10 Dai Wang Street, Taipo Industrial Estate, Tai Po, N.T., Hong Kong

Unit B, 10/F, Block 1, Tai Ping Industrial Centre, No. 57 Ting Kok Road, Tai Po, N.T., Hong Kong

Tel: +852 2666 1888 Fax: +852 2664 4353 Email: hkstc@stc.group Website: www.stc.group

This report shall not be reproduced unless with prior written approval from The Hong Kong Standards and Testing Centre Limited.

For Conditions of Issuance of this test report, please refer to "Conditions of Issuance of Test Reports" section or Website.



## Test Report

Date : 2022-01-19  
No. : HMD22010009

Page 35 of 53

### 3.1.5 6dB Spectrum Bandwidth Measurement

Test Requirement: FCC 47CFR 15.247(a)(2)  
Test Method: ANSI C63.10:2013  
Test Date: 2022-01-17  
Mode of Operation: Tx mode

Ambient Temperature: 25°C      Relative Humidity: 51%      Atmospheric Pressure: 101 kPa

#### Test Method:

The bandwidth is measured at an amplitude level reduced from the reference level by a specified ratio. The reference level is the level of the highest amplitude signal observed from the transmitter at the fundamental frequency. Once the reference level is established, the equipment is conditioned with typical modulating signal to produce the worst-case (i.e. the widest) bandwidth.

#### Test Setup:

As Test Setup of clause 3.1.1 in this test report.

The Hong Kong Standards and Testing Centre Limited

Head Office: 10 Dai Wang Street, Taipo Industrial Estate, Tai Po, N.T., Hong Kong

Unit B, 10/F, Block 1, Tai Ping Industrial Centre, No. 57 Ting Kok Road, Tai Po, N.T., Hong Kong

Tel: +852 2666 1888 Fax: +852 2664 4353 Email: [hkstc@stc.group](mailto:hkstc@stc.group) Website: [www.stc.group](http://www.stc.group)

This report shall not be reproduced unless with prior written approval from The Hong Kong Standards and Testing Centre Limited.

For Conditions of Issuance of this test report, please refer to "Conditions of Issuance of Test Reports" section or Website.



## Test Report

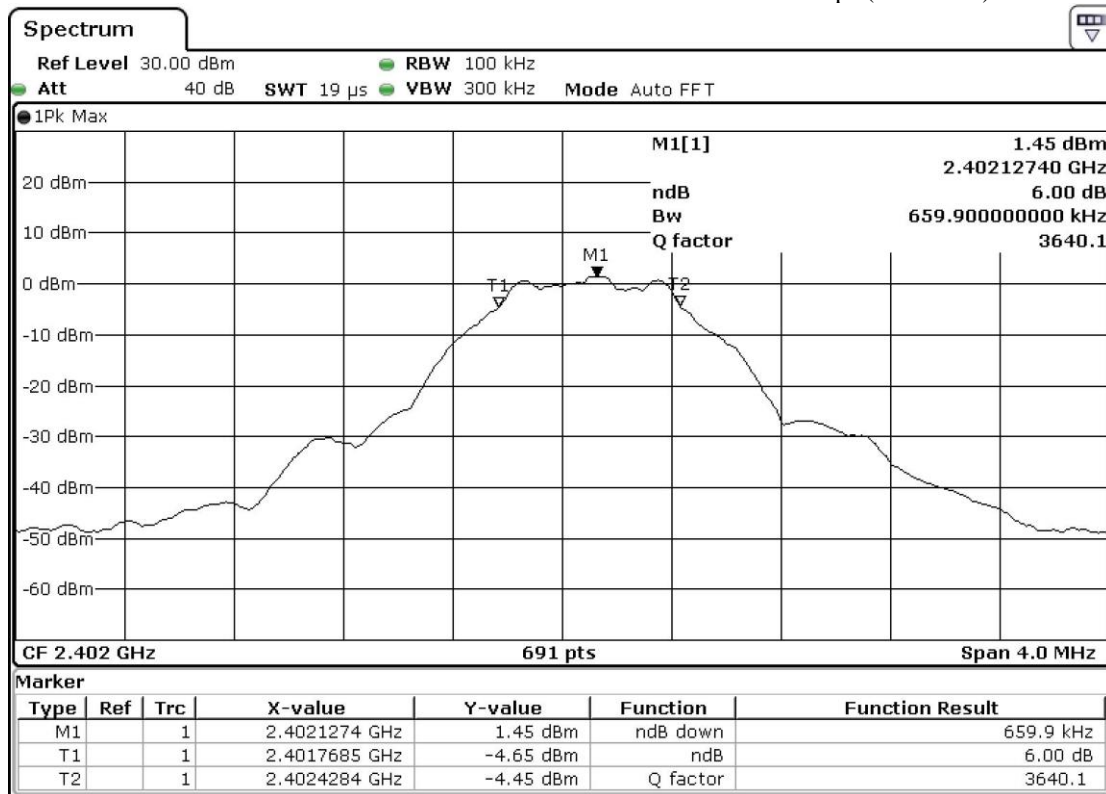
Date : 2022-01-19  
No. : HMD22010009

Page 36 of 53

### Limits for 6dB Spectrum Bandwidth Measurement:

Center Frequency [MHz]	6dB Bandwidth [KHz]	FCC Limits [kHz]
2402.0	659.9	> 500

### 6dB Bandwidth of Fundamental Emission on GFSK 1Mbps (2402MHz)



The Hong Kong Standards and Testing Centre Limited

Head Office: 10 Dai Wang Street, Taipo Industrial Estate, Tai Po, N.T., Hong Kong

Unit B, 10/F, Block 1, Tai Ping Industrial Centre, No. 57 Ting Kok Road, Tai Po, N.T., Hong Kong

Tel: +852 2666 1888 Fax: +852 2664 4353 Email: hkstc@stc.group Website: www.stc.group

This report shall not be reproduced unless with prior written approval from The Hong Kong Standards and Testing Centre Limited.

For Conditions of Issuance of this test report, please refer to "Conditions of Issuance of Test Reports" section or Website.



## Test Report

Date : 2022-01-19

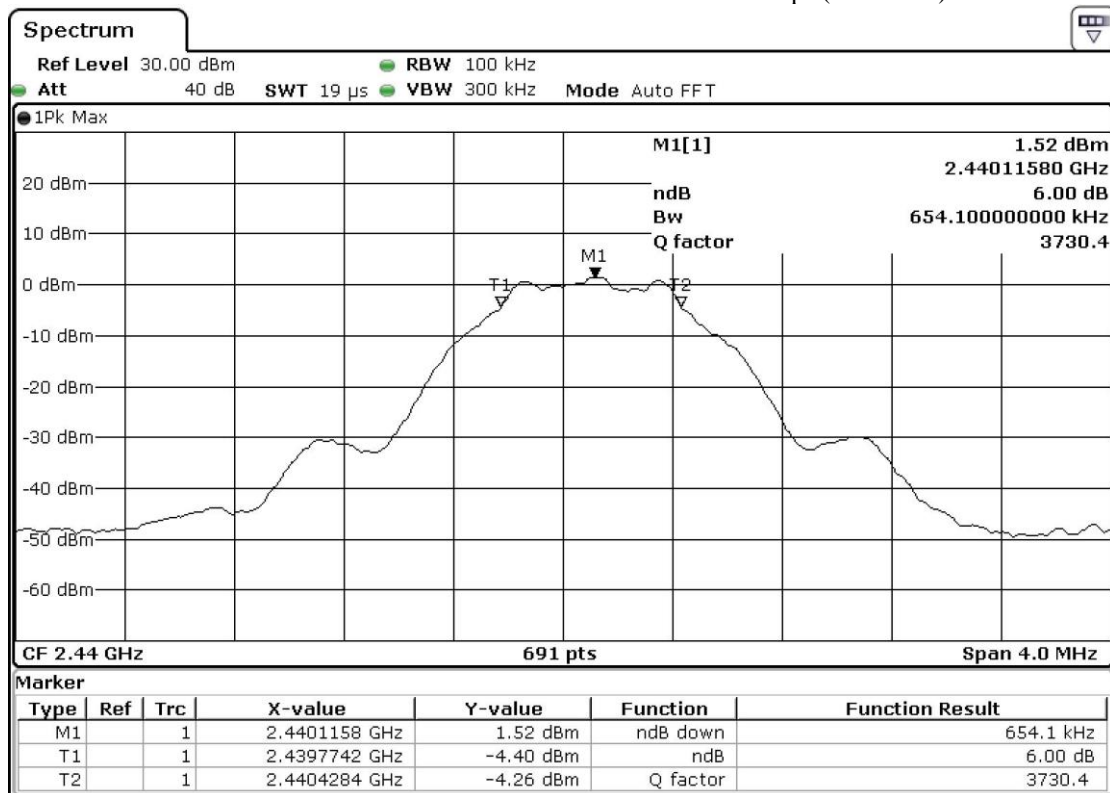
Page 37 of 53

No. : HMD22010009

### Limits for 6dB Spectrum Bandwidth Measurement:

Frequency Range [MHz]	6dB Bandwidth [KHz]	FCC Limits [kHz]
2440.0	654.1	> 500

6dB Bandwidth of Fundamental Emission on GFSK 1Mbps (2440MHz)



The Hong Kong Standards and Testing Centre Limited

Head Office: 10 Dai Wang Street, Taipo Industrial Estate, Tai Po, N.T., Hong Kong

Unit B, 10/F, Block 1, Tai Ping Industrial Centre, No. 57 Ting Kok Road, Tai Po, N.T., Hong Kong

Tel: +852 2666 1888 Fax: +852 2664 4353 Email: hkstc@stc.group Website: www.stc.group

This report shall not be reproduced unless with prior written approval from The Hong Kong Standards and Testing Centre Limited.

For Conditions of Issuance of this test report, please refer to "Conditions of Issuance of Test Reports" section or Website.



## Test Report

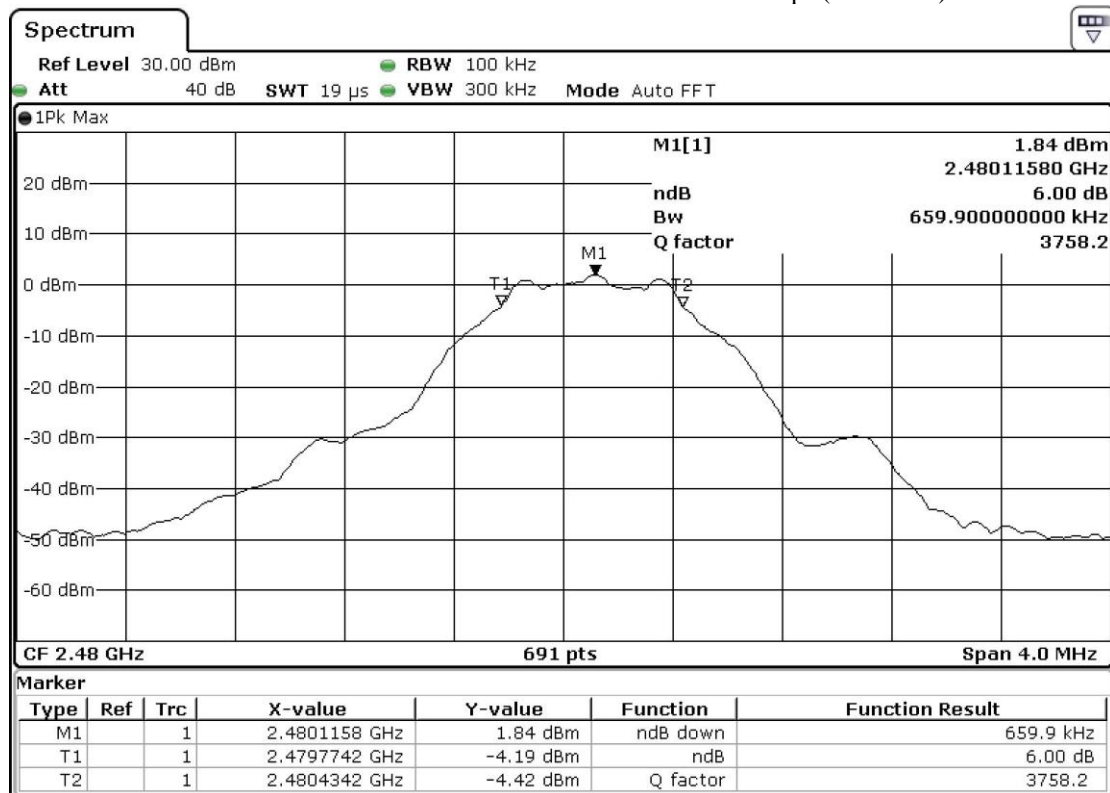
Date : 2022-01-19  
No. : HMD22010009

Page 38 of 53

### Limits for 6dB Spectrum Bandwidth Measurement:

Frequency Range [MHz]	6dB Bandwidth [KHz]	FCC Limits [kHz]
2480.0	659.9	> 500

6dB Bandwidth of Fundamental Emission on GFSK 1Mbps (2480MHz)



The Hong Kong Standards and Testing Centre Limited

Head Office: 10 Dai Wang Street, Taipo Industrial Estate, Tai Po, N.T., Hong Kong

Unit B, 10/F, Block 1, Tai Ping Industrial Centre, No. 57 Ting Kok Road, Tai Po, N.T., Hong Kong

Tel: +852 2666 1888 Fax: +852 2664 4353 Email: hkstc@stc.group Website: www.stc.group

This report shall not be reproduced unless with prior written approval from The Hong Kong Standards and Testing Centre Limited.

For Conditions of Issuance of this test report, please refer to "Conditions of Issuance of Test Reports" section or Website.



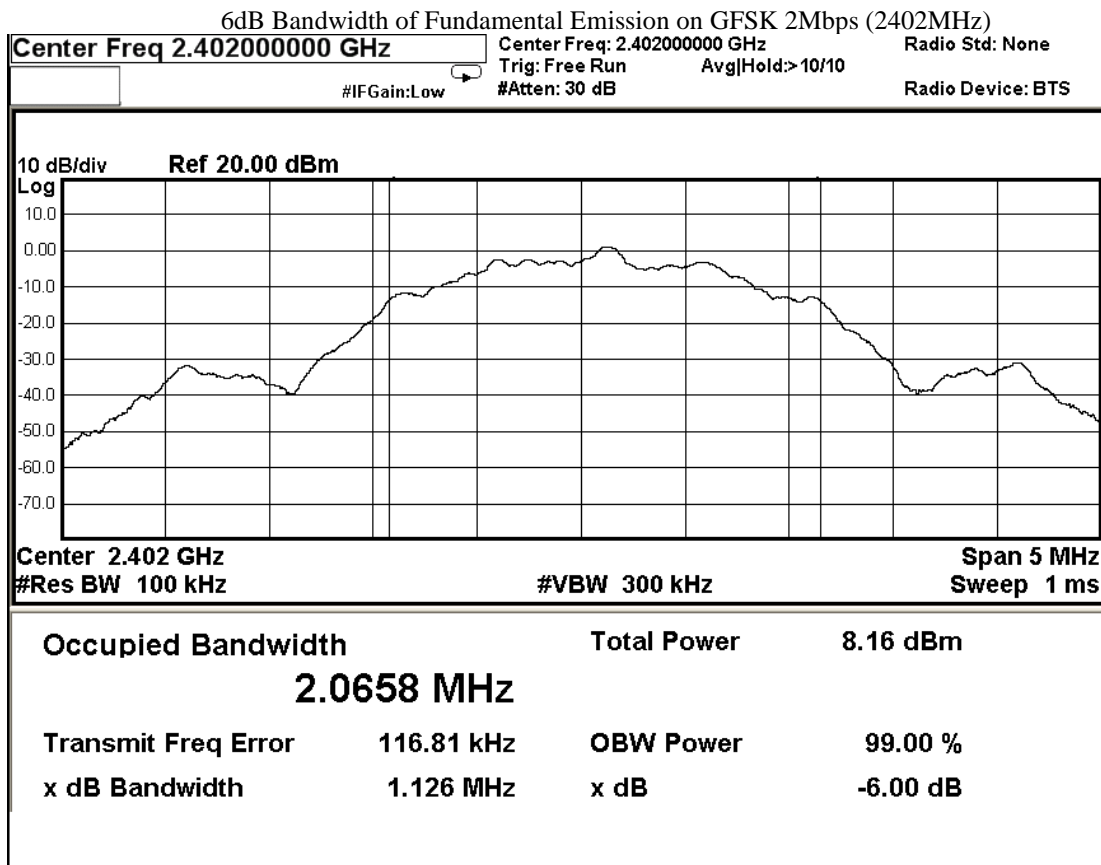
## Test Report

Date : 2022-01-19  
No. : HMD22010009

Page 39 of 53

### Limits for 6dB Spectrum Bandwidth Measurement:

Center Frequency [MHz]	6dB Bandwidth [MHz]	FCC Limits [kHz]
2402.0	1.126	> 500



The Hong Kong Standards and Testing Centre Limited

Head Office: 10 Dai Wang Street, Taipo Industrial Estate, Tai Po, N.T., Hong Kong

Unit B, 10/F, Block 1, Tai Ping Industrial Centre, No. 57 Ting Kok Road, Tai Po, N.T., Hong Kong

Tel: +852 2666 1888 Fax: +852 2664 4353 Email: hkstc@stc.group Website: www.stc.group

This report shall not be reproduced unless with prior written approval from The Hong Kong Standards and Testing Centre Limited.

For Conditions of Issuance of this test report, please refer to "Conditions of Issuance of Test Reports" section or Website.



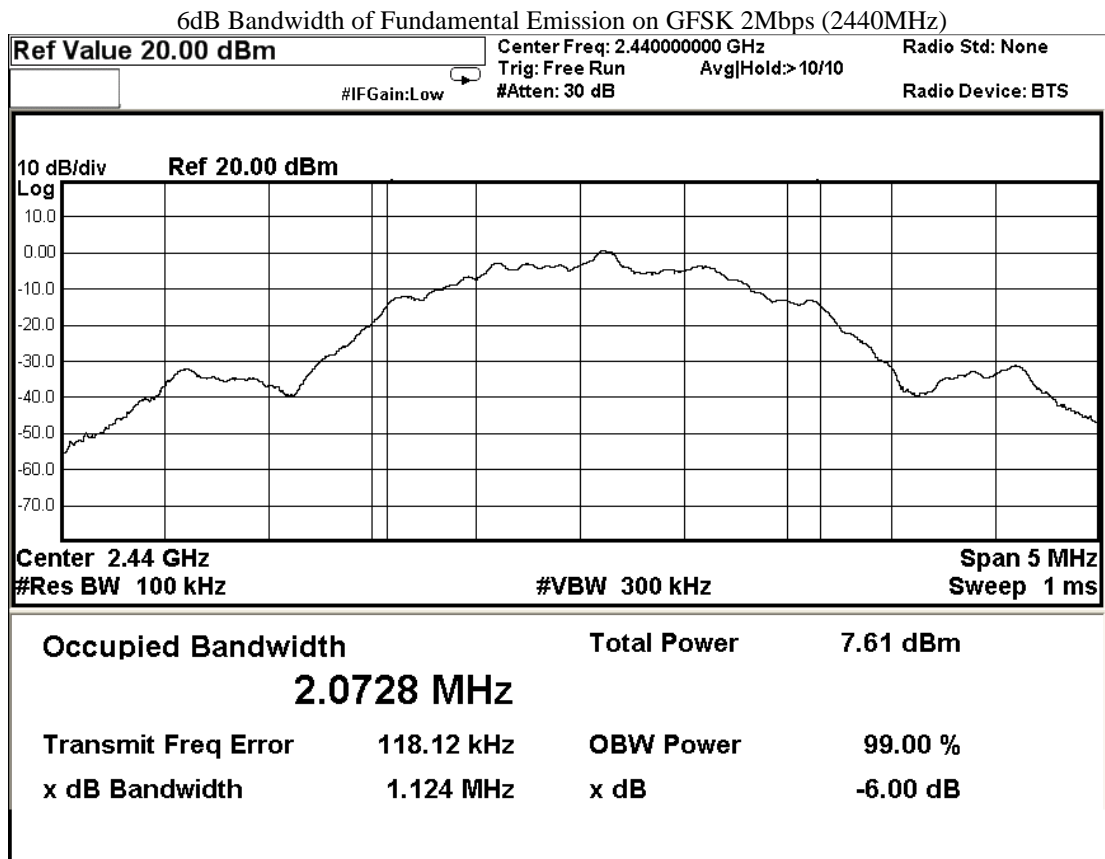
## Test Report

Date : 2022-01-19  
No. : HMD22010009

Page 40 of 53

### Limits for 6dB Spectrum Bandwidth Measurement:

Frequency Range [MHz]	6dB Bandwidth [MHz]	FCC Limits [kHz]
2440.0	1.124	> 500



The Hong Kong Standards and Testing Centre Limited

Head Office: 10 Dai Wang Street, Taipo Industrial Estate, Tai Po, N.T., Hong Kong

Unit B, 10/F, Block 1, Tai Ping Industrial Centre, No. 57 Ting Kok Road, Tai Po, N.T., Hong Kong

Tel: +852 2666 1888 Fax: +852 2664 4353 Email: hkstc@stc.group Website: www.stc.group

This report shall not be reproduced unless with prior written approval from The Hong Kong Standards and Testing Centre Limited.

For Conditions of Issuance of this test report, please refer to "Conditions of Issuance of Test Reports" section or Website.





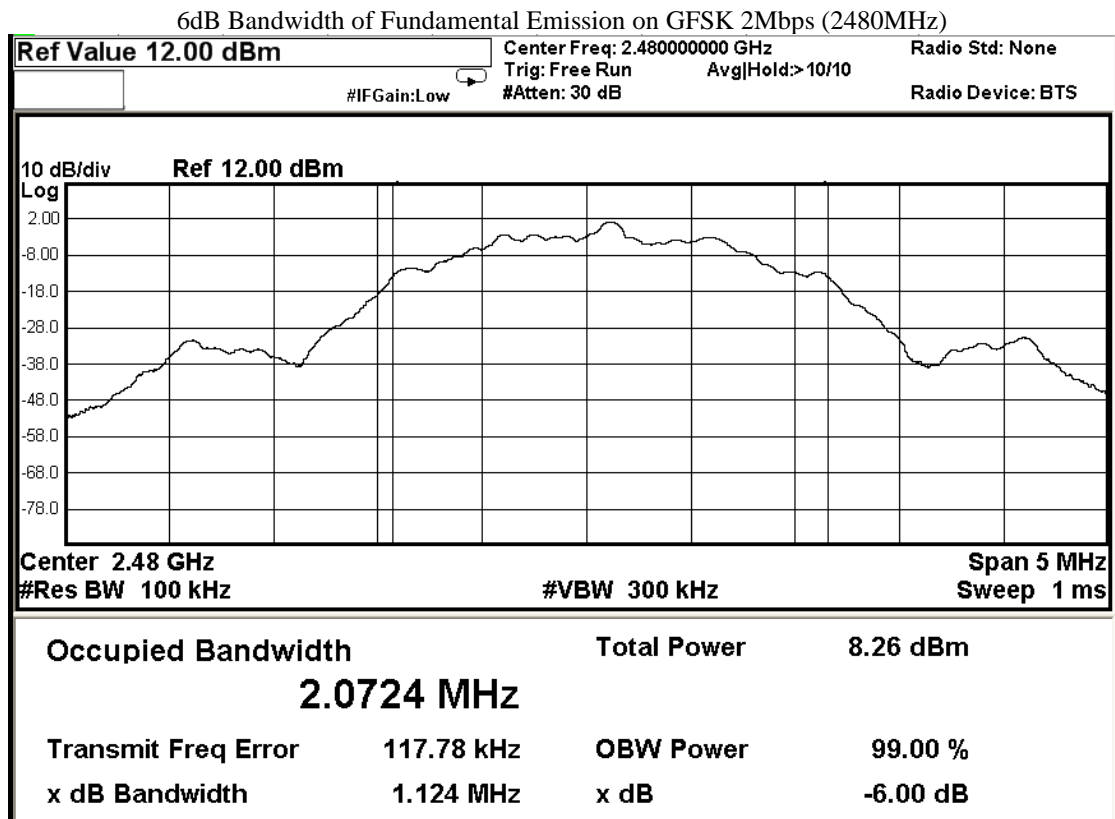
## Test Report

Date : 2022-01-19  
No. : HMD22010009

Page 41 of 53

### Limits for 6dB Spectrum Bandwidth Measurement:

Frequency Range [MHz]	6dB Bandwidth [MHz]	FCC Limits [kHz]
2480.0	1.124	> 500



The Hong Kong Standards and Testing Centre Limited

Head Office: 10 Dai Wang Street, Taipo Industrial Estate, Tai Po, N.T., Hong Kong

Unit B, 10/F, Block 1, Tai Ping Industrial Centre, No. 57 Ting Kok Road, Tai Po, N.T., Hong Kong

Tel: +852 2666 1888 Fax: +852 2664 4353 Email: hkstc@stc.group Website: www.stc.group

This report shall not be reproduced unless with prior written approval from The Hong Kong Standards and Testing Centre Limited.

For Conditions of Issuance of this test report, please refer to "Conditions of Issuance of Test Reports" section or Website.



## Test Report

Date : 2022-01-19  
No. : HMD22010009

Page 42 of 53

### 3.1.6 Band Edges Measurement

Test Requirement: FCC 47CFR 15.247  
Test Method: ANSI C63.10:2013  
Test Date: 2022-01-17  
Mode of Operation: Tx mode

Ambient Temperature: 25°C      Relative Humidity: 51%      Atmospheric Pressure: 101 kPa

#### Test Method:

The band edge is measured at an amplitude level reduced from the reference level by a specified ratio. The reference level is the level of the highest amplitude signal observed from the transmitter at the fundamental frequency. The RBW are set to 100kHz and VBW are set to 300kHz for this measurement.

#### Test Setup:

As Test Setup of clause 3.1.2 in this test report.

The Hong Kong Standards and Testing Centre Limited

Head Office: 10 Dai Wang Street, Taipo Industrial Estate, Tai Po, N.T., Hong Kong

Unit B, 10/F, Block 1, Tai Ping Industrial Centre, No. 57 Ting Kok Road, Tai Po, N.T., Hong Kong

Tel: +852 2666 1888 Fax: +852 2664 4353 Email: hkstc@stc.group Website: www.stc.group

This report shall not be reproduced unless with prior written approval from The Hong Kong Standards and Testing Centre Limited.

For Conditions of Issuance of this test report, please refer to "Conditions of Issuance of Test Reports" section or Website.



## Test Report

Date : 2022-01-19  
No. : HMD22010009

Page 43 of 53

### Band-edge Compliance of RF Conducted Emissions Measurement:

#### Limit :

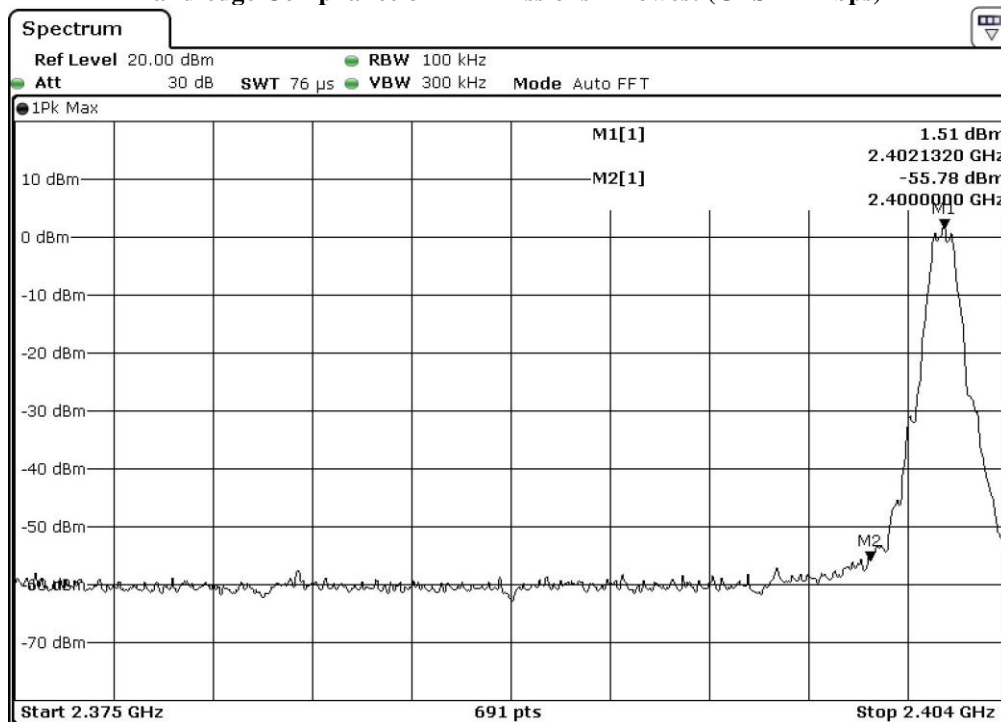
In any 100 kHz bandwidth outside the frequency band in which the spread spectrum or digitally modulated intentional radiator is operating, the radio frequency power that is produced by the intentional radiator shall be at least 20 dB below that in the 100 kHz bandwidth within the band that contains the highest level of the desired power, based on either an RF conducted or a radiated measurement. Attenuation below the general limits specified in Section 15.209(a) is not required.

Remark: Emissions under the fixed frequency mode and hopping mode have been investigated, the worst-case measurement results were recorded in the test report

### Band-edge Compliance of RF Conducted Emissions Measurement:

Frequency Range	Reference level	Limit	The highest conducted band edge emission	Result
[MHz]	[dBm]	[dBm]	[dBm]	
2400 – Lowest Fundamental (2402)	1.51	-18.49	-55.78	PASS

### Band-edge Compliance of RF Emissions – Lowest (GFSK 1Mbps)



The Hong Kong Standards and Testing Centre Limited

Head Office: 10 Dai Wang Street, Taipo Industrial Estate, Tai Po, N.T., Hong Kong

Unit B, 10/F, Block 1, Tai Ping Industrial Centre, No. 57 Ting Kok Road, Tai Po, N.T., Hong Kong

Tel: +852 2666 1888 Fax: +852 2664 4353 Email: hkstc@stc.group Website: www.stc.group

This report shall not be reproduced unless with prior written approval from The Hong Kong Standards and Testing Centre Limited.

For Conditions of Issuance of this test report, please refer to "Conditions of Issuance of Test Reports" section or Website.



## Test Report

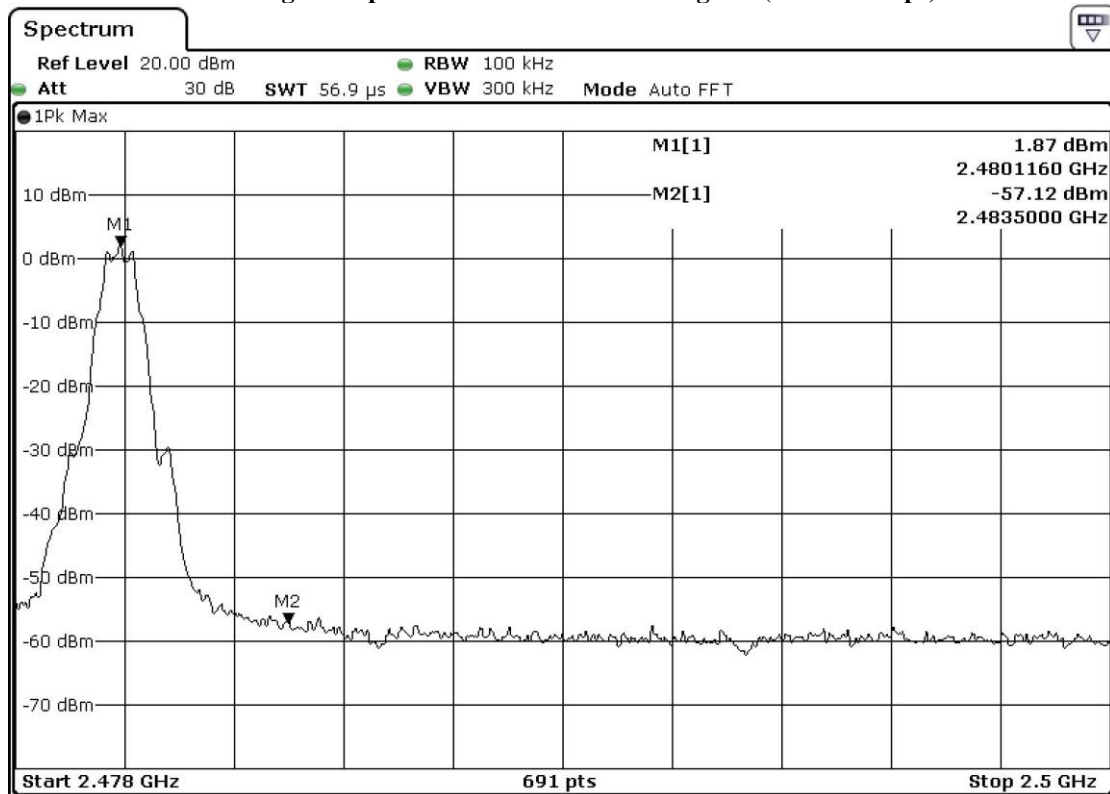
Date : 2022-01-19  
No. : HMD22010009

Page 44 of 53

### Band-edge Compliance of RF Conducted Emissions Measurement:

Frequency Range	Reference level	Limit	The highest conducted band edge emission	Result
[MHz]	[dBm]	[dBm]	[dBm]	
2483.5 - Highest Fundamental (2480)	1.87	-18.13	-57.12	PASS

### Band-edge Compliance of RF Emissions – Highest (GFSK 1Mbps)



The Hong Kong Standards and Testing Centre Limited

Head Office: 10 Dai Wang Street, Taipo Industrial Estate, Tai Po, N.T., Hong Kong

Unit B, 10/F, Block 1, Tai Ping Industrial Centre, No. 57 Ting Kok Road, Tai Po, N.T., Hong Kong

Tel: +852 2666 1888 Fax: +852 2664 4353 Email: hkstc@stc.group Website: www.stc.group

This report shall not be reproduced unless with prior written approval from The Hong Kong Standards and Testing Centre Limited.

For Conditions of Issuance of this test report, please refer to "Conditions of Issuance of Test Reports" section or Website.



## Test Report

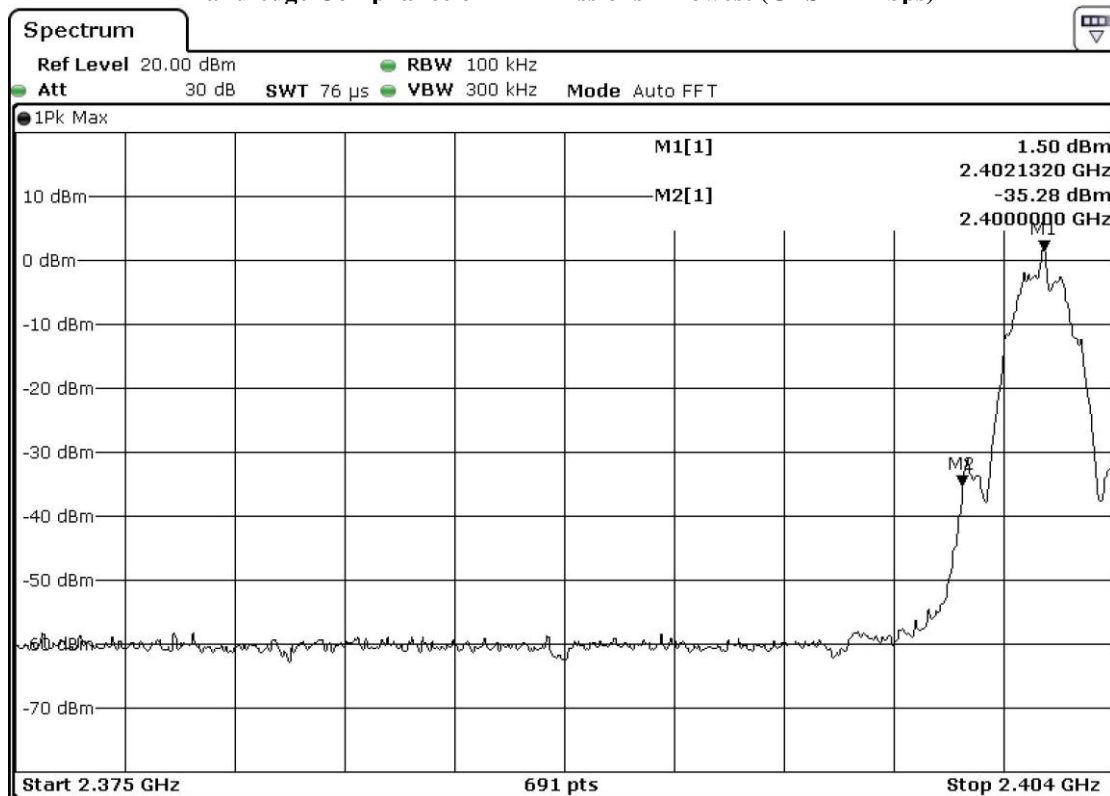
Date : 2022-01-19  
No. : HMD22010009

Page 45 of 53

### Band-edge Compliance of RF Conducted Emissions Measurement:

Frequency Range	Reference level	Limit	The highest conducted band edge emission	Result
[MHz]	[dBm]	[dBm]	[dBm]	
2400 – Lowest Fundamental (2402)	1.50	-18.50	-35.28	PASS

### Band-edge Compliance of RF Emissions – Lowest (GFSK 2Mbps)



The Hong Kong Standards and Testing Centre Limited

Head Office: 10 Dai Wang Street, Taipo Industrial Estate, Tai Po, N.T., Hong Kong

Unit B, 10/F, Block 1, Tai Ping Industrial Centre, No. 57 Ting Kok Road, Tai Po, N.T., Hong Kong

Tel: +852 2666 1888 Fax: +852 2664 4353 Email: hkstc@stc.group Website: www.stc.group

This report shall not be reproduced unless with prior written approval from The Hong Kong Standards and Testing Centre Limited.

For Conditions of Issuance of this test report, please refer to "Conditions of Issuance of Test Reports" section or Website.



## Test Report

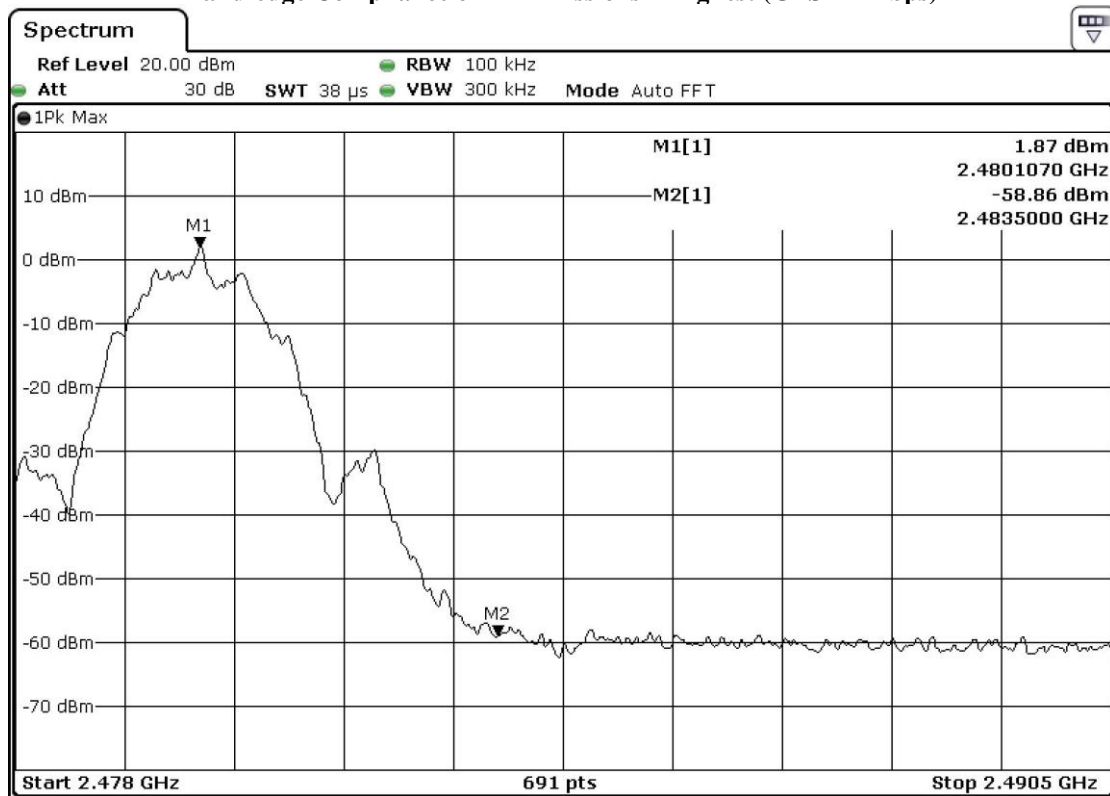
Date : 2022-01-19  
No. : HMD22010009

Page 46 of 53

### Band-edge Compliance of RF Conducted Emissions Measurement:

Frequency Range	Reference level	Limit	The highest conducted band edge emission	Result
[MHz]	[dBm]	[dBm]	[dBm]	
2483.5 - Highest Fundamental (2480)	1.87	-18.13	-58.86	PASS

### Band-edge Compliance of RF Emissions – Highest (GFSK 2Mbps)



The Hong Kong Standards and Testing Centre Limited

Head Office: 10 Dai Wang Street, Taipo Industrial Estate, Tai Po, N.T., Hong Kong

Unit B, 10/F, Block 1, Tai Ping Industrial Centre, No. 57 Ting Kok Road, Tai Po, N.T., Hong Kong

Tel: +852 2666 1888 Fax: +852 2664 4353 Email: hkstc@stc.group Website: www.stc.group

This report shall not be reproduced unless with prior written approval from The Hong Kong Standards and Testing Centre Limited.

For Conditions of Issuance of this test report, please refer to "Conditions of Issuance of Test Reports" section or Website.



## Test Report

Date : 2022-01-19  
No. : HMD22010009

Page 47 of 53

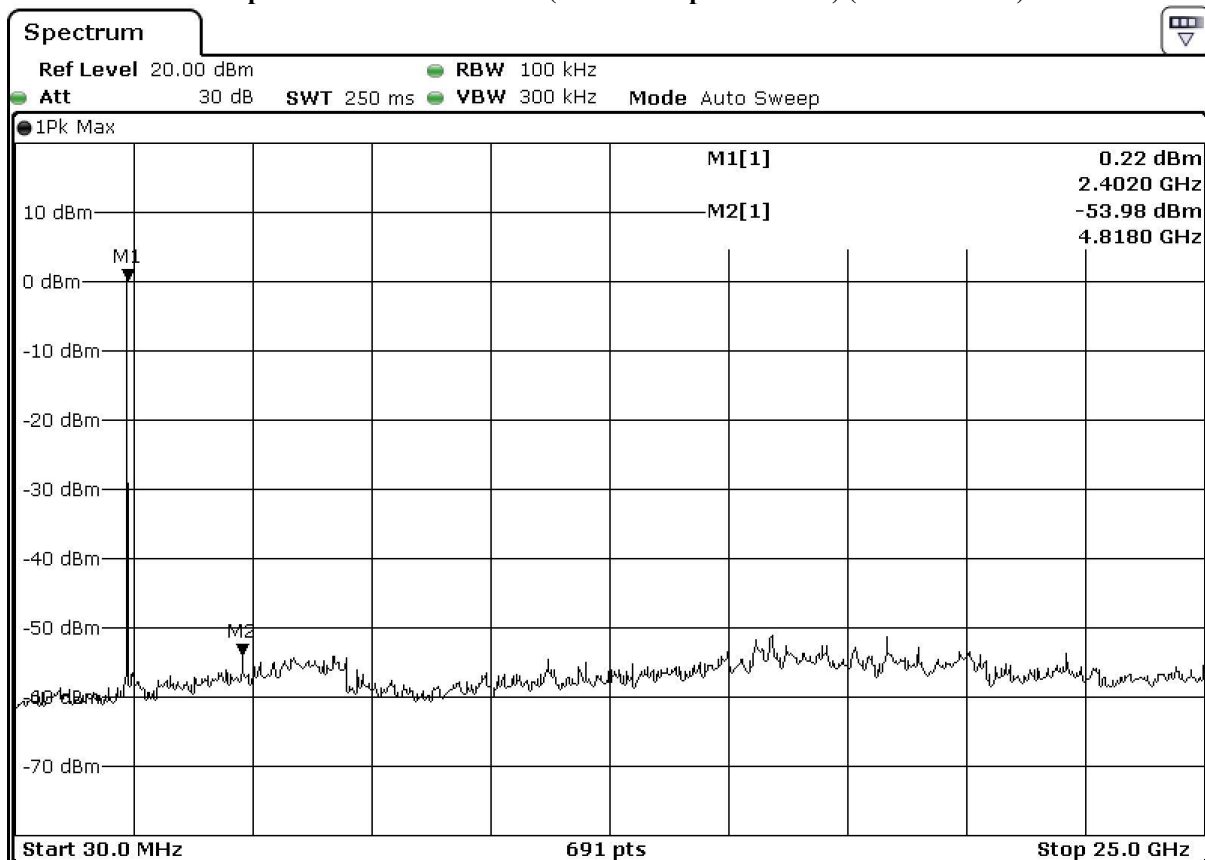
### Compliance of RF Emissions Measurement:

#### Limit :

In any 100 kHz bandwidth outside the frequency band in which the spread spectrum or digitally modulated intentional radiator is operating, the radio frequency power that is produced by the intentional radiator shall be at least 20 dB below that in the 100 kHz bandwidth within the band that contains the highest level of the desired power, based on either an RF conducted or a radiated measurement. Attenuation below the general limits specified in Section 15.209(a) is not required.

Remark: Emissions under the fixed frequency mode and hopping mode have been investigated, the worst-case measurement results were recorded in the test report

### Compliance of RF Emissions – (GFSK 1Mbps 2402MHz) (the worst case)



The Hong Kong Standards and Testing Centre Limited

Head Office: 10 Dai Wang Street, Taipo Industrial Estate, Tai Po, N.T., Hong Kong

Unit B, 10/F, Block 1, Tai Ping Industrial Centre, No. 57 Ting Kok Road, Tai Po, N.T., Hong Kong

Tel: +852 2666 1888 Fax: +852 2664 4353 Email: hkstc@stc.group Website: www.stc.group

This report shall not be reproduced unless with prior written approval from The Hong Kong Standards and Testing Centre Limited.

For Conditions of Issuance of this test report, please refer to "Conditions of Issuance of Test Reports" section or Website.

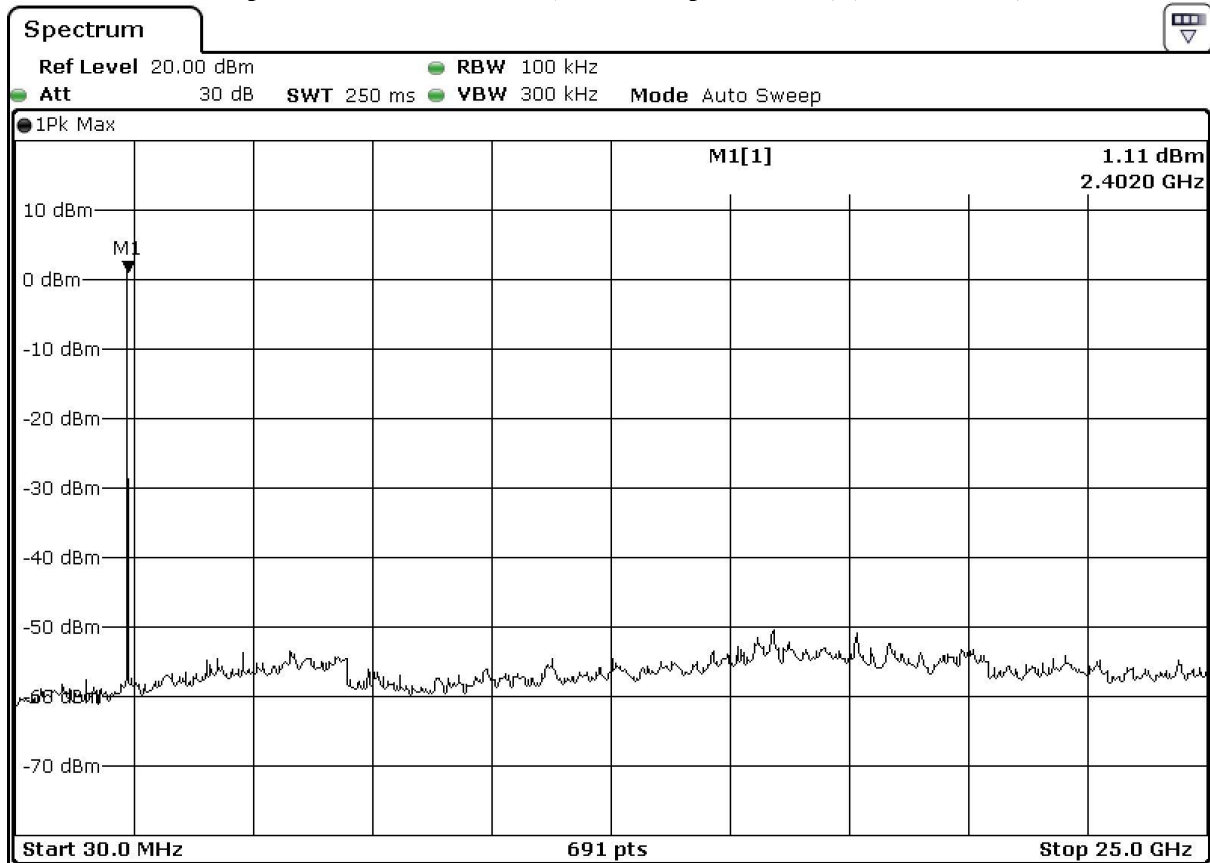


## Test Report

Date : 2022-01-19  
No. : HMD22010009

Page 48 of 53

### Compliance of RF Emissions – (GFSK 2Mbps 2402MHz) (the worst case)



The Hong Kong Standards and Testing Centre Limited

Head Office: 10 Dai Wang Street, Tai Po Industrial Estate, Tai Po, N.T., Hong Kong

Unit B, 10/F, Block 1, Tai Ping Industrial Centre, No. 57 Ting Kok Road, Tai Po, N.T., Hong Kong

Tel: +852 2666 1888 Fax: +852 2664 4353 Email: hkstc@stc.group Website: www.stc.group

This report shall not be reproduced unless with prior written approval from The Hong Kong Standards and Testing Centre Limited.

For Conditions of Issuance of this test report, please refer to "Conditions of Issuance of Test Reports" section or Website.





## Test Report

Date : 2022-01-19  
No. : HMD22010009

Page 49 of 53

### 3.1.7 Antenna Requirement

Ambient Temperature: 25°C

Relative Humidity: 51%

Atmospheric Pressure: 101 kPa

### Test Requirements: § 15.203

#### Test Specification:

An intentional radiator shall be designed to ensure that no antenna other than that furnished by the responsible party shall be used with the device. The use of a permanently attached antenna or of an antenna that uses a unique coupling to the intentional radiator shall be considered sufficient to comply with the provisions of this section. The manufacturer may design the unit so that a broken antenna can be replaced by the user, but the use of a standard antenna jack or electrical connector is prohibited.

#### Test Results:

This is chip antenna. There is no external antenna, the antenna gain = 1.0dBi. User is unable to remove or changed the Antenna.

The Hong Kong Standards and Testing Centre Limited

Head Office: 10 Dai Wang Street, Taipo Industrial Estate, Tai Po, N.T., Hong Kong

Unit B, 10/F, Block 1, Tai Ping Industrial Centre, No. 57 Ting Kok Road, Tai Po, N.T., Hong Kong

Tel: +852 2666 1888 Fax: +852 2664 4353 Email: hkstc@stc.group Website: www.stc.group

This report shall not be reproduced unless with prior written approval from The Hong Kong Standards and Testing Centre Limited.

For Conditions of Issuance of this test report, please refer to "Conditions of Issuance of Test Reports" section or Website.



## Test Report

Date : 2022-01-19  
No. : HMD22010009

Page 50 of 53

### Appendix A

#### List of Measurement Equipment

##### Radiated Emission

EQP NO.	DESCRIPTION	MANUFACTURER	MODEL NO.	SERIAL NO.	LAST CAL	DUE CAL
EM215	MULTIDEVICE CONTROLLER	EMCO	2090	00024676	N/A	N/A
EM217	ELECTRIC POWERED TURNTABLE	EMCO	2088	00029144	N/A	N/A
EM218	ANECHOIC CHAMBER	ETS-LINDGREN	FACT-3	--	2020/04/20	2022/04/20
EM356	ANTENNA POSITIONING TOWER	ETS-LINDGREN	2171B	00150346	N/A	N/A
EM336	PRECISION CONICAL DIPOLE	SEIBERSDORF LABORATORIES	PCD 3100	6236/M	2020/05/30	2022/05/30
EM229	EMI TEST RECEIVER	R&S	ESIB40	100248	2020/05/13	2022/05/13
EM276	BROADBAND HORN ANTENNA	A-INFOMW	JXTXLB- 10180-SF	J203109090300 7	2019/03/20	2022/03/29
EM300	PYRAMIDAL STANDARD GAIN HORN ANTENNA	ETS-LINDGREN	3160-09	00130130	2020/04/28	2022/04/28
EM301	PYRAMIDAL STANDARD GAIN HORN ANTENNA	ETS-LINDGREN	3160-10	00130988	2020/04/28	2022/04/28
EM022	LOOP ANTENNA	ETS_LINDGREN	6502	00206533	2019/11/30	2022/04/28
EM355	Biconilog Antenna	ETS-Lindgren	3143B	00094856	2020/06/17	2022/06/17
EM200	DUAL CHANNEL POWER METER	R & S	NRVD	100592	2019/10/11	2022/10/11
EM012	PRE-AMPLIFIER	HP	HP8448B	3008A00262	2019/11/08	2022/11/08

##### Line Conducted

EQP NO.	DESCRIPTION	MANUFACTURER	MODEL NO.	SERIAL NO.	LAST CAL	DUE CAL
EM119	LISN	R & S	ESH3-Z5	0831.5518.52	2020/06/30	2022/06/30
EM145	EMI TEST RECEIVER	R & S	ESIB7	100072	2020/05/13	2022/05/13
EM179	IMPULSE LIMITER	ROHDE & SCHWARZ	ESH3-Z2	357-8810.52/54	2020/01/13	2022/01/11
EM154	SHIELDING ROOM	SIEMENS MATSUSHITA COMPONENTS	N/A	803-740-057- 99A	2017/02/02	2022/02/02
N/A	MEASUREMENT AND EVALUATION SOFTWARE	ROHDE & SCHWARZ	BSIB-K1	V1.20	N/A	N/A

Remarks:-

CM Corrective Maintenance  
N/A Not Applicable  
TBD To Be Determined

The Hong Kong Standards and Testing Centre Limited

Head Office: 10 Dai Wang Street, Taipo Industrial Estate, Tai Po, N.T., Hong Kong

Unit B, 10/F, Block 1, Tai Ping Industrial Centre, No. 57 Ting Kok Road, Tai Po, N.T., Hong Kong

Tel: +852 2666 1888 Fax: +852 2664 4353 Email: hkstc@stc.group Website: www.stc.group

This report shall not be reproduced unless with prior written approval from The Hong Kong Standards and Testing Centre Limited.

For Conditions of Issuance of this test report, please refer to "Conditions of Issuance of Test Reports" section or Website.

## Test Report

Date : 2022-01-19  
No. : HMD22010009

Page 51 of 53

### Appendix B

#### Photographs of EUT


View of the product




View of the product



Inner circuit top view



Inner circuit bottom view



The Hong Kong Standards and Testing Centre Limited

Head Office: 10 Dai Wang Street, Taipo Industrial Estate, Tai Po, N.T., Hong Kong

Unit B, 10/F, Block 1, Tai Ping Industrial Centre, No. 57 Ting Kok Road, Tai Po, N.T., Hong Kong

Tel: +852 2666 1888 Fax: +852 2664 4353 Email: hkstc@stc.group Website: www.stc.group

This report shall not be reproduced unless with prior written approval from The Hong Kong Standards and Testing Centre Limited.

For Conditions of Issuance of this test report, please refer to "Conditions of Issuance of Test Reports" section or Website.

## Test Report

Date : 2022-01-19  
No. : HMD22010009


Page 52 of 53

### Photographs of EUT

**Measurement of Radiated Emission Test Set Up (9kHz to 30MHz)**



**Measurement of Radiated Emission Test Set Up (30MHz to 1000MHz)**



The Hong Kong Standards and Testing Centre Limited

Head Office: 10 Dai Wang Street, Taipo Industrial Estate, Tai Po, N.T., Hong Kong

Unit B, 10/F, Block 1, Tai Ping Industrial Centre, No. 57 Ting Kok Road, Tai Po, N.T., Hong Kong

Tel: +852 2666 1888 Fax: +852 2664 4353 Email: [hkstc@stc.group](mailto:hkstc@stc.group) Website: [www.stc.group](http://www.stc.group)

This report shall not be reproduced unless with prior written approval from The Hong Kong Standards and Testing Centre Limited.

For Conditions of Issuance of this test report, please refer to "Conditions of Issuance of Test Reports" section or Website.




## Test Report

Date : 2022-01-19  
No. : HMD22010009

Page 53 of 53

### Photographs of EUT

**Measurement of Radiated Emission Test Set Up (Above 1000MHz)**



**Measurement of Conducted Emission Test Set Up**



**\*\*\*\*\* End of Test Report \*\*\*\*\***

## Conditions of Issuance of Test Reports

1. All samples and goods are accepted by The Hong Kong Standards & Testing Centre Limited (the “Company”) solely for testing and reporting in accordance with the following terms and conditions. The Company provides its services on the basis that such terms and conditions constitute express agreement between the Company and any person, firm or company requesting its services (the “Clients”).
2. Any report issued by the Company as a result of this application for testing service (the “Report”) shall be issued in confidence to the Clients and the Report will be strictly treated as such by the Company. It may not be reproduced either in its entirety or in part and it may not be used for advertising or other unauthorized purposes without the written consent of the Company. The Clients to whom the Report is issued may, however, show or send it, or a certified copy thereof prepared by the Company to his customer, supplier or other persons directly concerned. Subject to clause 3, the Company will not, without the consent of the Clients, enter into any discussion or correspondence with any third party concerning the contents of the Report, unless required by the relevant governmental authorities, laws or court orders.
3. The Company shall be at liberty to disclose the testing-related documents and/or files anytime to any third-party accreditation and/or recognition bodies for audit or other related purposes. No liabilities whatsoever shall attach to the Company's act of disclosure.
4. The Company shall not be called or be liable to be called to give evidence or testimony on the Report in a court of law without its prior written consent, unless required by the relevant governmental authorities, laws or court orders.
5. The results in Report apply only to the sample as received and do not apply to the bulk, unless the sampling has been carried out by the Company and is stated as such in the Report.
6. When a statement of conformity to a specification or standard is provided, the ILAC-G8 Guidance document (and/or IEC Guide 115 in the electrotechnical sector) will be adopted as a decision rule for the determination of conformity unless it is inherent in the requested specification or standard, or otherwise specified in the Report.
7. In the event of the improper use the report as determined by the Company, the Company reserves the right to withdraw it, and to adopt any other additional remedies which may be appropriate.
8. Sample submitted for testing are accepted on the understanding that the Report issued cannot form the basis of, or be the instrument for, any legal action against the Company.
9. The Company will not be liable for or accept responsibility for any loss or damage howsoever arising from the use of information contained in any of its Reports or in any communication whatsoever about its said tests or investigations.
10. Clients wishing to use the Report in court proceedings or arbitration shall inform the Company to that effect prior to submitting the sample for testing.
11. Subject to the variable length of retention time for test data and report stored hereinto as to otherwise specifically required by individual accreditation authorities, the Company will only keep the supporting test data and information of this test report for a period of three years. The data and information will be disposed of after the aforementioned retention period has elapsed. Under no circumstances shall we provide any data and information which has been disposed of after the retention period. Under no circumstances shall we be liable for damages of any kind, including (but not limited to) compensatory damages, lost profits, lost data, or any form of special, incidental, indirect, consequential or punitive damages of any kind, whether based on breach of contract of warranty, tort (including negligence), product liability or otherwise, even if we are informed in advance of the possibility of such damages.
12. Issuance records of the Report are available on the internet at [www.stc.group](http://www.stc.group). Further enquiry of validity or verification of the Reports should be addressed to the Company.