


Internal 5G/4G PCB Antenna with Cable Assembly

W3554xxxx - 698 to 6000 MHz



Applications:

- ☞ Coaxial cable feed
- ☞ Multiple cable lengths and connector options (U-FL, SMA, MMCx and custom)
- ☞ 2G/3G/4G/5G
- ☞ GNSS
- ☞ WiFi, Bluetooth, BLE, Zigbee
- ☞ ISM 868, 915, 2400, 5000MHz

Electrical Specifications @ 25°C - Operating Temperature -40°C to +85°C¹

Frequency Bands: 698-960/1400-1600/1710-2690/3300-3800/4900-6000 MHz

Antenna Type	Nominal Impedance	Return Loss	Radiation Pattern	Polarization	Power Withstanding
Monopole	50Ω	per below	Omni	Linear	5W
Frequency	698-960 MHz	1400-1600 MHz	1710-2690 MHz	3300-3800 MHz	4900 - 6000 MHz
Return Loss	-4 dB	-3 dB	-6 dB	-5 dB	-4 dB
Peak Gain	1.9 dBi	2.5 dBi	3.2 dBi	3.3 dBi	3.5 dBi
Average Efficiency	45%	53%	66%	57%	37%

Mechanical Specifications

Orderable PN: W3554xxxx (per below cable and connector options)

Size (L x W x H)		Color	Weight
30 x 120 x 0.2 mm		Green PCB	1.5 grms
Part Number	Cable Length (mm)	Cable OD (mm)	Connector Type
W3554B0140	143	1.13	U.FL Compatible
W3554B0140T	143	1.13	U.FL Compatible with ADH
W3554B0170	170	1.13	U.FL Compatible
W3554B0293	293	1.13	U.FL Compatible
W3554E0193	193	1.13	Right angle MMCX male
W3554G0100	100	1.13	SMA male
W3554G0254	254	1.13	SMA male
W3554G0384	384	1.37	SMA male
W3554G0457	457	1.13	SMA male
W3554K0153	153	1.37	Right angle SMA male

Notes:

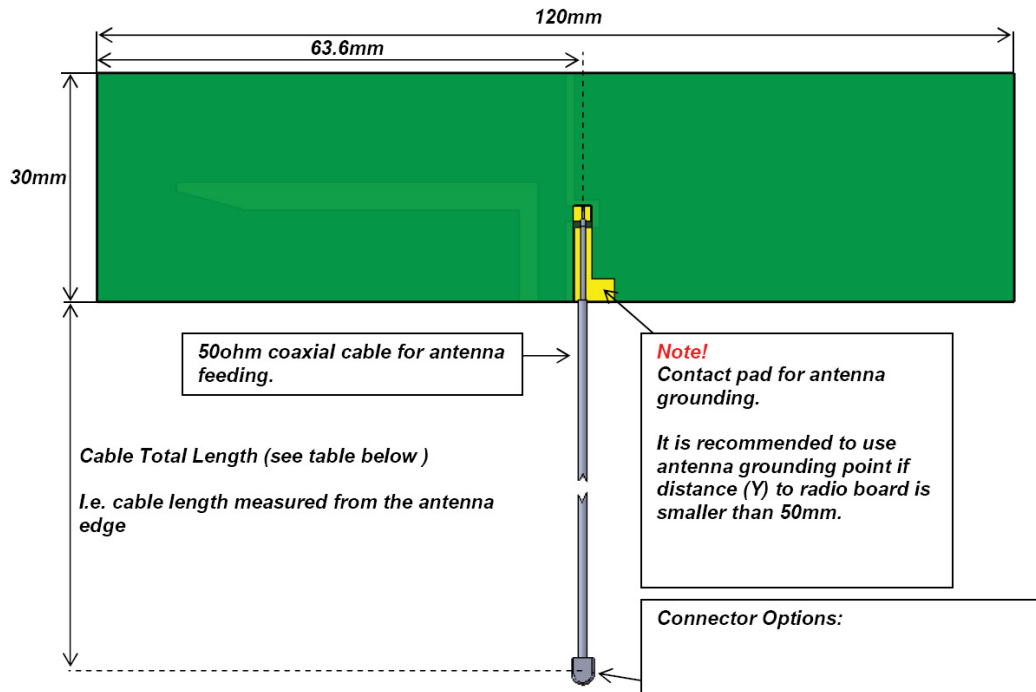
1. Storage Temperature: -40°C to 85°C
2. Other connector types and custom cable lengths are available upon request

Internal 5G/4G PCB Antenna with Cable Assembly

W3554xxxx - 698 to 6000 MHz

Mechanical

W3554xxxx



Packaging Info:

5PCS/PE bag
20PCS PE bag/Foam bag
10PCS foam bag/Carton box
Total: 1000PCS/Carton box

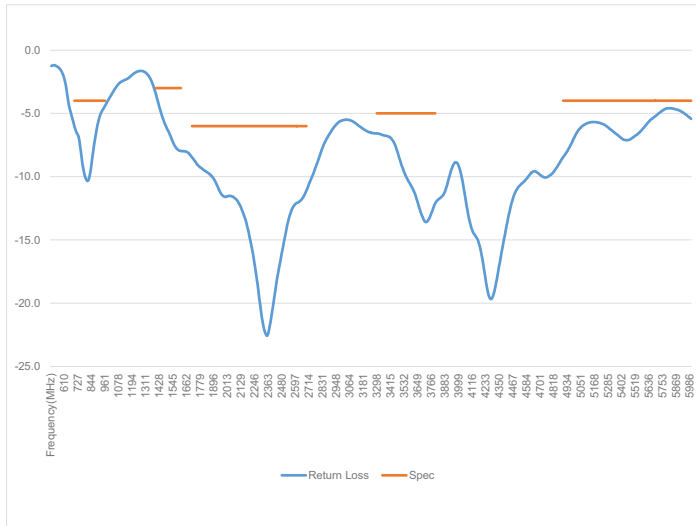


W3554xxxx - 698 to 6000 MHz

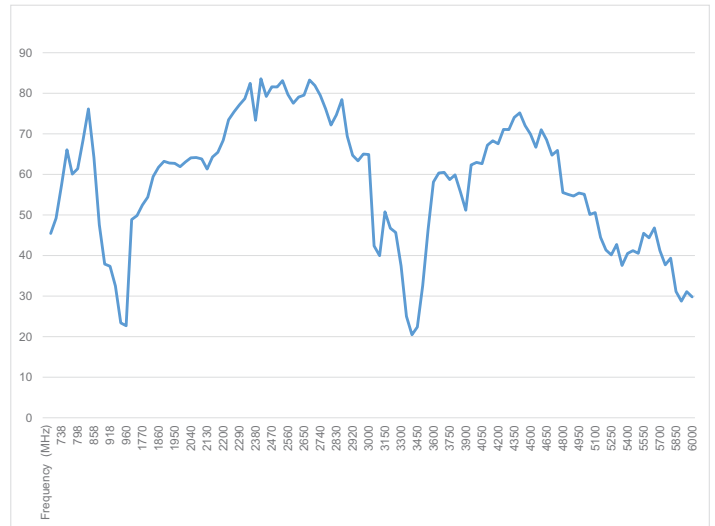
Charts

W3554xxxx

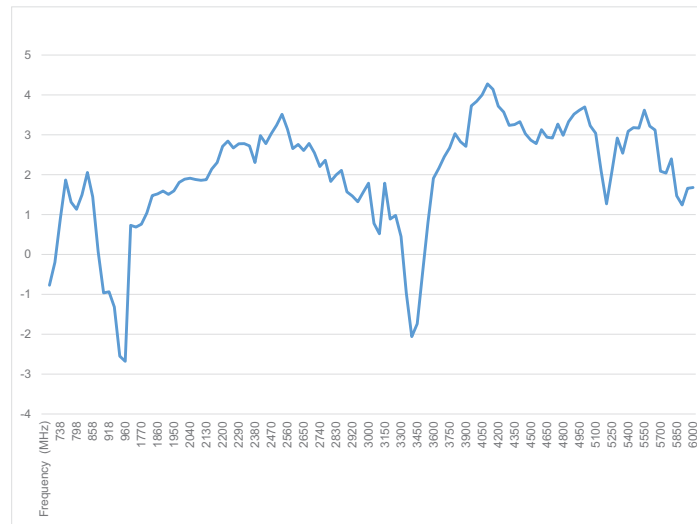
Return Loss



Efficiency (%)



Peak Gain (dBi)

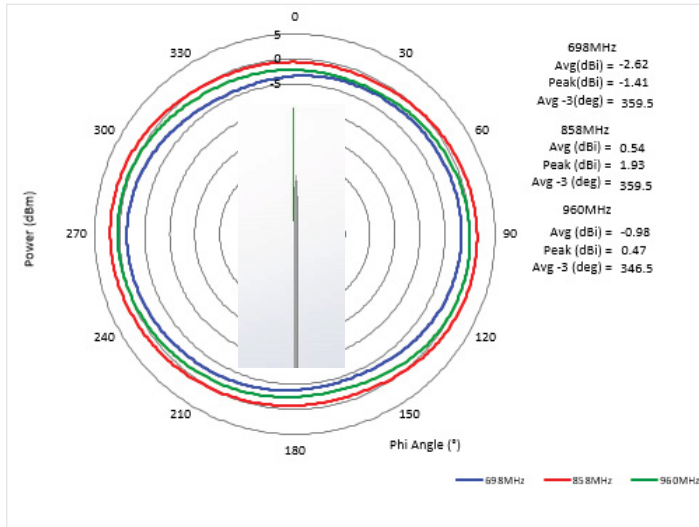


Charts

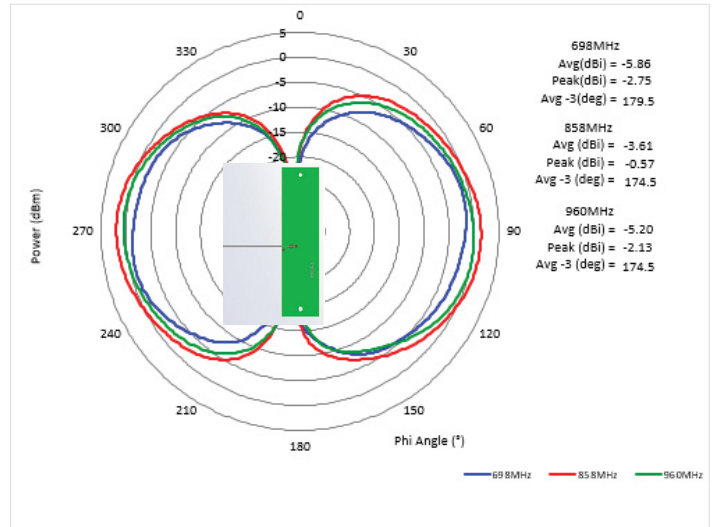
698MHz - 960MHz

Free Space Radiation Pattern

Horizontal Plane



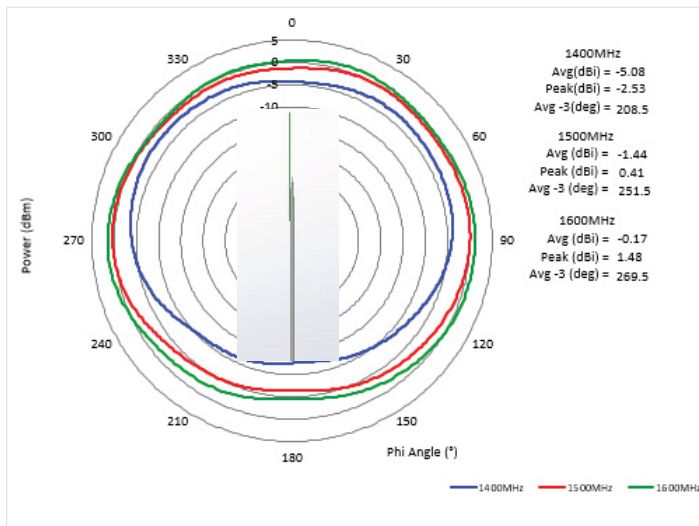
Elevation Plane



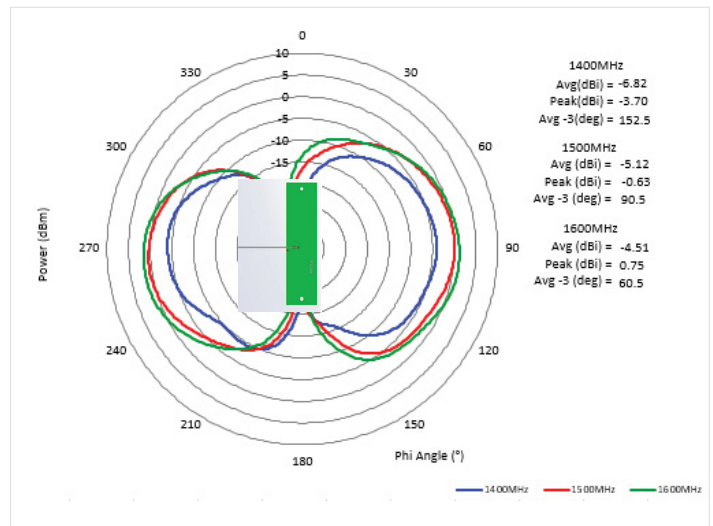
1400MHz - 1600MHz

Free Space Radiation Pattern

Horizontal Plane



Elevation Plane

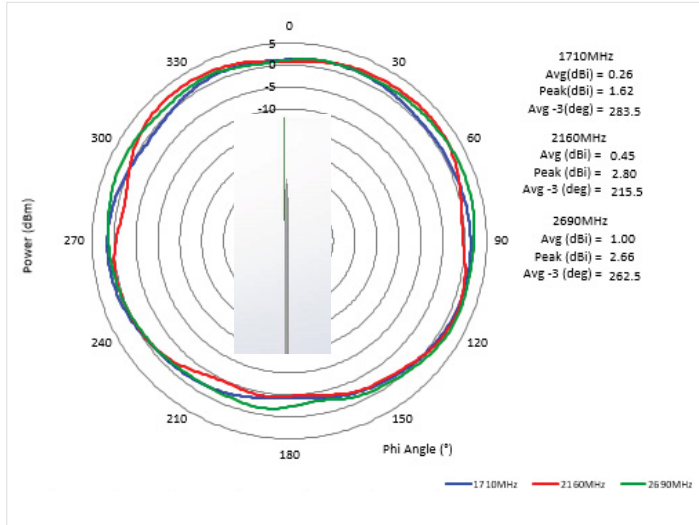


Charts

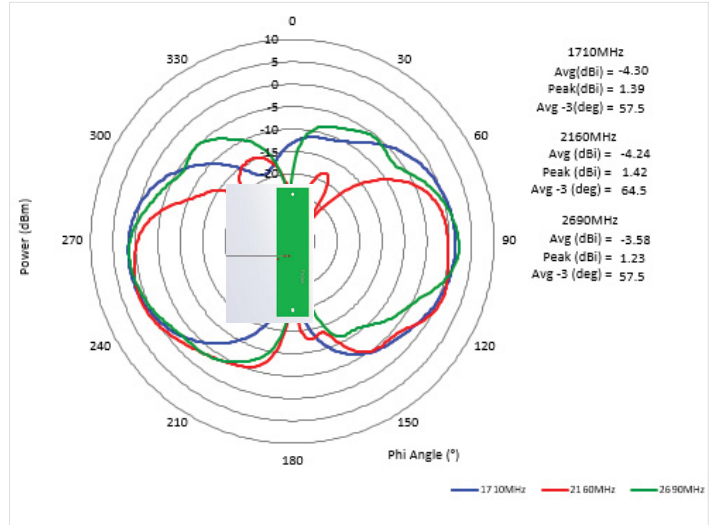
1710MHz - 2690MHz

Free Space Radiation Pattern

Horizontal Plane



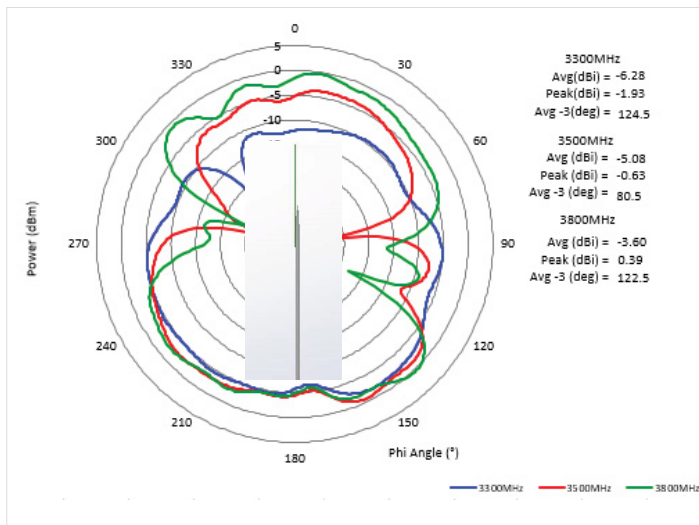
Elevation Plane



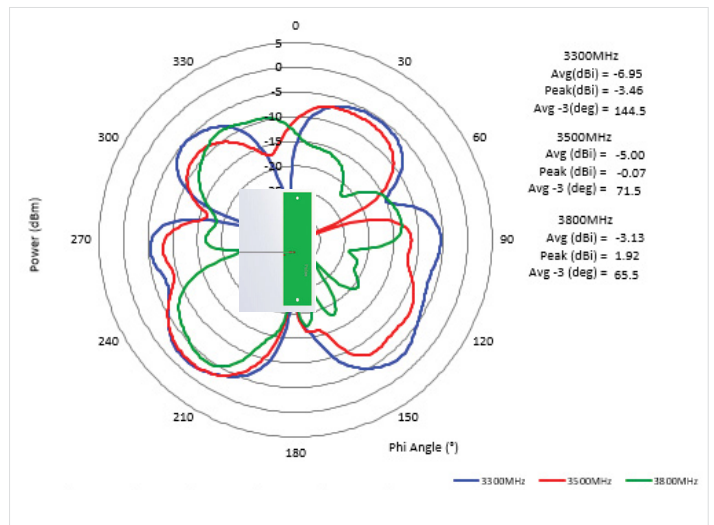
3300MHz - 3800MHz

Free Space Radiation Pattern

Horizontal Plane



Elevation Plane



Internal 5G/4G PCB Antenna with Cable Assembly

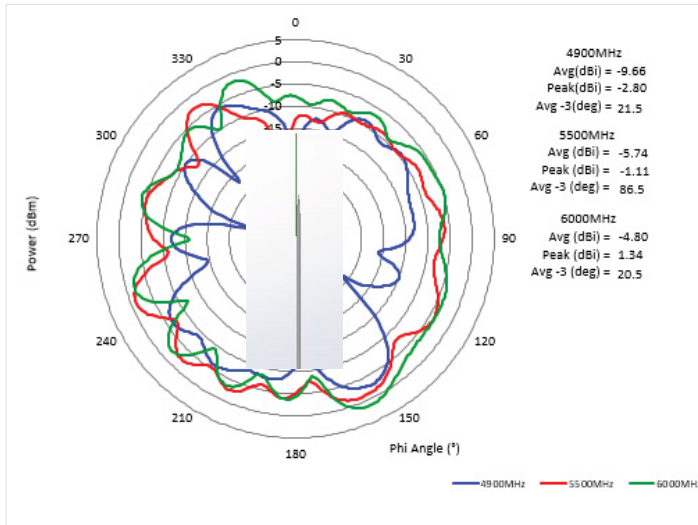
W3554xxxx - 698 to 6000 MHz

Charts

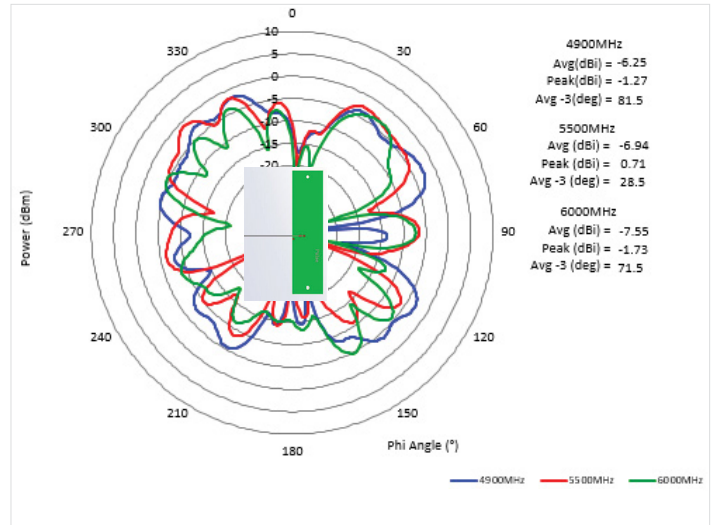
4900MHz - 6000MHz

Free Space Radiation Pattern

Horizontal Plane



Elevation Plane



For More Information:

Americas - antennas.us@pulseelectronics.com | Europe - antennas.eu@pulseelectronics.com | Asia - antennas.as@pulseelectronics.com | Questions? +1-800-ANTENNA

Performance warranty of products offered on this data sheet is limited to the parameters specified. Data is subject to change without notice. Other brand and product names mentioned herein may be trademarks or registered trademarks of their respective owners. © Copyright, 2020. Pulse Electronics, Inc. All rights reserved.

Mouser Electronics

Authorized Distributor

Click to View Pricing, Inventory, Delivery & Lifecycle Information:

Pulse:

[W3554G0384](#) [W3554B0293](#) [W3554E0193](#) [W3554G0100](#) [W3554G0457](#) [W3554K0153](#) [W3435B0100](#)
[W3554B0170](#) [W3554G0254](#)