

FCC CFR47 PART 22H, 24E, 27 CERTIFICATION TEST REPORT

FCC ID: 2AOWK3081

Product: Mobile Phone
Trade Mark: ulefone
Model Number: GQ3081
Family Model: Power 6, Power 6S, Power 6X,
Power 6E, Power 6 Pro, Power 6 Plus
Report No.: S19040800205006

Prepared for

Shenzhen Gotron Electronic CO.,LTD.
518, 5F, R&D building, Tsinghua Hi-Tech park, Nanshan district,
Shenzhen 518057 P.R.China

Prepared by

Shenzhen NTEK Testing Technology Co., Ltd.
1/F, Building E, Fenda Science Park, Sanwei Community, Xixiang Street
Bao'an District, Shenzhen 518126 P.R. China
Tel.: +86-755-6115 9388 Fax.: +86-755-6115 6599
Website:<http://www.ntek.org.cn>

TEST RESULT CERTIFICATION

Applicant's name : Shenzhen Gotron Electronic CO.,LTD.
Address : 518, 5F, R&D building, Tsinghua Hi-Tech park, Nanshan district, Shenzhen 518057 P.R.China
Manufacturer's Name : Shenzhen Gotron Electronic CO.,LTD.
Address : 518, 5F, R&D building, Tsinghua Hi-Tech park, Nanshan district, Shenzhen 518057 P.R.China
Product name : Mobile Phone
Model and/or type reference : GQ3081
Family Model: Power 6, Power 6S, Power 6X, Power 6E, Power 6 Pro, Power 6 Plus
Standards : FCC CFR 47 Part 22H, Part 24E, Part 27
Test procedure : ANSI C63.26:2015
ANSI/TIA-603-E-2016

This device described above has been tested by NTEK, and the test results show that the equipment under test (EUT) is in compliance with the FCC requirements. And it is applicable only to the tested sample identified in the report.

This report shall not be reproduced except in full, without the written approval of NTEK, this document may be altered or revised by NTEK, personal only, and shall be noted in the revision of the document.

Date of Test :
Date (s) of performance of tests : Apr. 10, 2019 ~ May. 17, 2019
Date of Issue : 05 Jun. 2019
Test Result : Pass

Testing Engineer : Cheng Jiawen (Cheng Jiawen)
Technical Manager : Jason Chen (Jason Chen)
Authorized Signatory : Sam Chen (Sam Chen)

TABLE OF CONTENTS

1. GENERAL INFORMATION.....	6
1. GENERAL INFORMATION.....	6
1.1 PRODUCT DESCRIPTION	6
1.2 RELATED SUBMITTAL(S) / GRANT (S)	7
1.3 TEST METHODOLOGY.....	7
1.4 TEST FACILITY.....	7
MEASUREMENT UNCERTAINTY	7
1.5 SPECIAL ACCESSORIES.....	7
1.6 WORST-CASE CONFIGURATION AND MODE.....	7
2. SYSTEM TEST CONFIGURATION	8
2.1 EUT CONFIGURATION.....	8
2.2 EUT EXERCISE	8
2.3 CONFIGURATION OF EUT SYSTEM.....	8
2.4 TEST SETUP	9
3.TEST AND MEASUREMENT EQUIPMENT	10
4. OUTPUT POWER.....	11
4.1 OUTPUT POWER MEASUREMENT.....	11
4.2 LTE BAND 2.....	13
4.3 LTE BAND 4.....	19
4.4 LTE BAND 5.....	25
4.5 LTE BAND 12	29
4.6 LTE BAND 17	33
4.7 LTE BAND 25	35
5. OCCUPIED BANDWIDTH.....	41

5.1 LTE BAND 2	45
5.2 LTE BAND 4	51
5.3 LTE BAND 5	57
5.4 LTE BAND 12	61
5.5 LTE BAND 17	65
5.6 LTE BAND 25	67
6. BANEDGE AND EMISSION MASK	73
6.1 LTE BAND 2	74
6.2 LTE BAND 4	98
6.3 LTE BAND 5	122
6.4 LTE BAND 12	138
6.5 LTE BAND 17	154
6.6 LTE BAND 25	162
7. OUT OF BAND EMISSIONS	186
7.1 MEASUREMENT METHOD	186
7.1 LTE BAND 2	187
7.2 LTE BAND 4	211
7.3 LTE BAND 5	235
7.4 LTE BAND 12	251
7.5 LTE BAND 17	267
7.6 LTE BAND 25	275
8. RADIATED MEASUREMENT	299
8.1. RADIATED POWER (ERP & EIRP)	299
8.2 LTE BAND 2	300
8.3 LTE BAND 4	304
8.4 LTE BAND 5	308
8.5 LTE BAND 12	310
8.6 LTE BAND 17	312

8.7 LTE BAND 25	314
9. SPURIOUS RADIATION EMISSION	318
9.1 LTE BAND 2.....	320
9.2 LTE BAND 4.....	321
9.3 LTE BAND 5.....	322
9.4 LTE BAND 12	323
9.5 LTE BAND 17	324
9.6 LTE BAND 25	325
10. FREQUENCY STABILITY	326
10.1 LTE BAND 2	327
10.2 LTE BAND 4	329
10.3 LTE BAND 5	331
10.4 LTE BAND 12	333
10.5 LTE BAND 17	335
10.6 LTE BAND 25	337
11. PEAK-TO-AVERAGE RATIO.....	339
11.1 Description of the PAR Measurement.....	339
11.2 Measuring Instruments.....	339
11.3 Test Procedures.....	339
11.4 Test Setup.....	339
11.5 LTE BAND 2.....	343
11.6 LTE BAND 4.....	349
11.7 LTE BAND 5.....	355
11.8 LTE BAND 12	359
11.9 LTE BAND 17	363
11.10 LTE BAND 25	365

1. GENERAL INFORMATION

1.1 PRODUCT DESCRIPTION

A major technical description of EUT is described as following:

Product Designation:	Mobile Phone
Trade Mark	ulefone
Model Name	GQ3081
Family Model	Power 6, Power 6S, Power 6X, Power 6E, Power 6 Pro, Power 6 Plus
Model Difference	All models are the same circuit and RF module, except the model name.
FCC ID:	2AOWK3081
Frequency Bands:	U.S. Bands: <input checked="" type="checkbox"/> LTE FDD Band 2,4,5,12,17,25
Frequency Range:	LTE FDD Band 2 Uplink: 1850MHz-1910MHz, Downlink: 1930MHz-1990MHz; LTE FDD Band 4 Uplink: 1710MHz-1755MHz, Downlink: 2110MHz-2155MHz; LTE FDD Band 5 Uplink: 824MHz-849MHz, Downlink: 869MHz-894MHz; LTE FDD Band 12 Uplink: 699MHz-716MHz, Downlink: 729MHz-746MHz; LTE FDD Band 17 Uplink: 704MHz-716MHz, Downlink: 734MHz-746MHz; LTE FDD Band 25 Uplink: 1850MHz-1915MHz, Downlink: 1930MHz-1995MHz
Type of Modulation:	QPSK/16QAM
SIM Card	SIM 1 and SIM 2 is a chipset unit and tested as a single chipset. The SIM 1 is chosen for test.
Antenna:	PIFA Antenna
Antenna gain:	0.5dBi
Power Supply:	DC 3.85V/6350mAh from Battery or DC 5V from USB Port.
Adapter:	Model:HJ-0503000K7-US Input: 100-240V~50/60Hz 0.6A Output: 5V---3000mA
Extreme Vol. Limits:	DC 3.4V to DC 4.2V (Nominal DC 3.85V) (Note 1)
HW Version	HCT-M860MB-B1
SW Version	Power_6_SF1_EEA_V01
** Note1: The High Voltage DC 4.2V and Low Voltage 3.4V was declared by manufacturer, The EUT couldn't be operate normally with higher or lower voltage.	

1.2 RELATED SUBMITTAL(S) / GRANT (S)

This submittal(s) (test report) is intended for **FCC ID: 2AOWK3081** filing to comply with the FCC Part 22H&24E &27.

1.3 TEST METHODOLOGY

The tests documented in this report were performed in accordance with ANSI/TIA-603-E-2016, FCC CFR 47 Part 2, Part 22, Part 24, Part 27, ANSI C63.26:2015.

1.4 TEST FACILITY

The test site used to collect the radiated data is located at:

ShenZhen NTEK Testing Technology Co., Ltd.

1/F, Building E, Fenda Science Park, Sanwei Community, Xixiang Street, Bao'an District, Shenzhen 518126 P.R.China.

The test site is constructed and calibrated to meet the FCC requirements in documents ANSI C63.26:2015& ANSI C63.4: 2014.

FCC Registration No.:463705

IC Registration No.:9270A-1,

CNAS Registration No.:L5516

MEASUREMENT UNCERTAINTY

The reported uncertainty of measurement, where expended uncertainty U is based on a standard uncertainty multiplied by a coverage factor of k=2, providing a level of confidence of approximately 95 %.

No.	Item	Uncertainty
1	Measuring Uncertainty for a Level of Confidence of 95% ($U = 2U_c(y)$)	2.5dB

1.5 SPECIAL ACCESSORIES

The battery and the charger, earphone supplied by the applicant were used as accessories and being tested with EUT intended for FCC grant together.

1.6 WORST-CASE CONFIGURATION AND MODE

The worst-case scenario for all measurements is based on the investigation results.

The device has LTE Bands of: Band 2, Band 4, Band 5, Band 12, Band17, Band 25.

The RB Size was selected to measure for peak or average ERP and EIRP, which was based on the conducted power verification baseline data.

For the fundamental investigation of radiated emissions, the EUT is investigated for vertical and horizontal antenna orientations and X Y and Z orientations of the EUT alone. After the investigations the worst case was determined to be at X orientation for all LTE bands.

2. SYSTEM TEST CONFIGURATION

2.1 EUT CONFIGURATION

The EUT configuration for testing is installed on RF field strength measurement to meet the Commission’s requirement and operating in a manner which intends to maximize its emission characteristics in a continuous normal application.

2.2 EUT EXERCISE

The Transmitter was operated in the maximum output power mode through Communication Tester. The TX frequency was fixed which was for the purpose of the measurements.

2.3 CONFIGURATION OF EUT SYSTEM

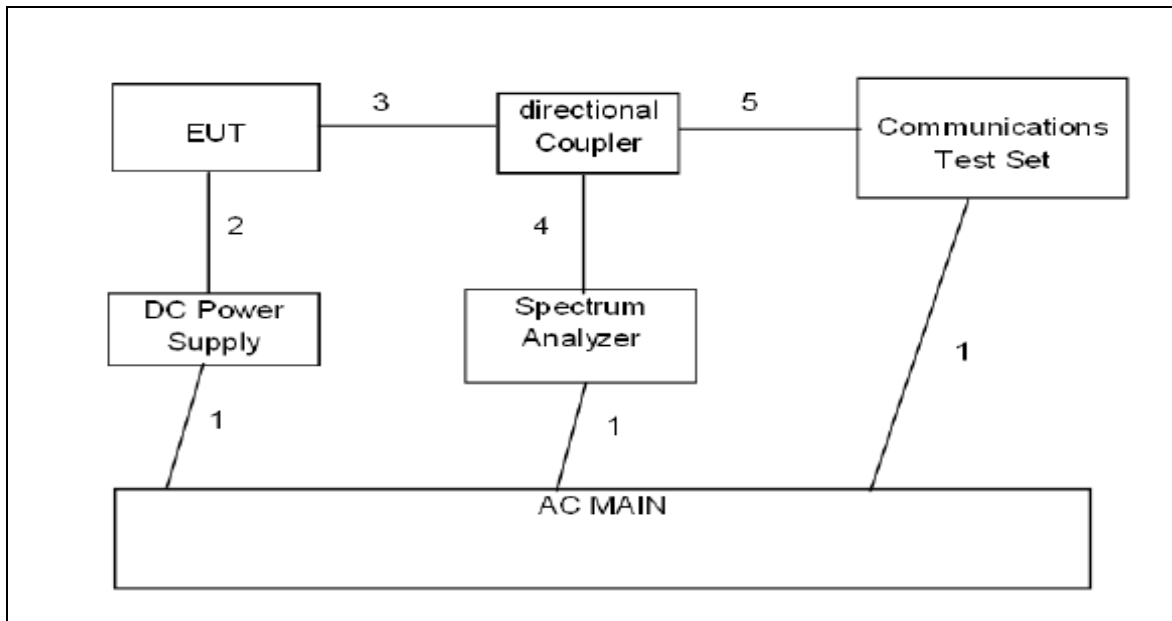
Table 2-1 Equipment Used in EUT System

Item	Equipment	Model No.	ID or Specification	Note
1	Mobile Phone	GQ3081	FCC ID: 2AOWK3081	EUT

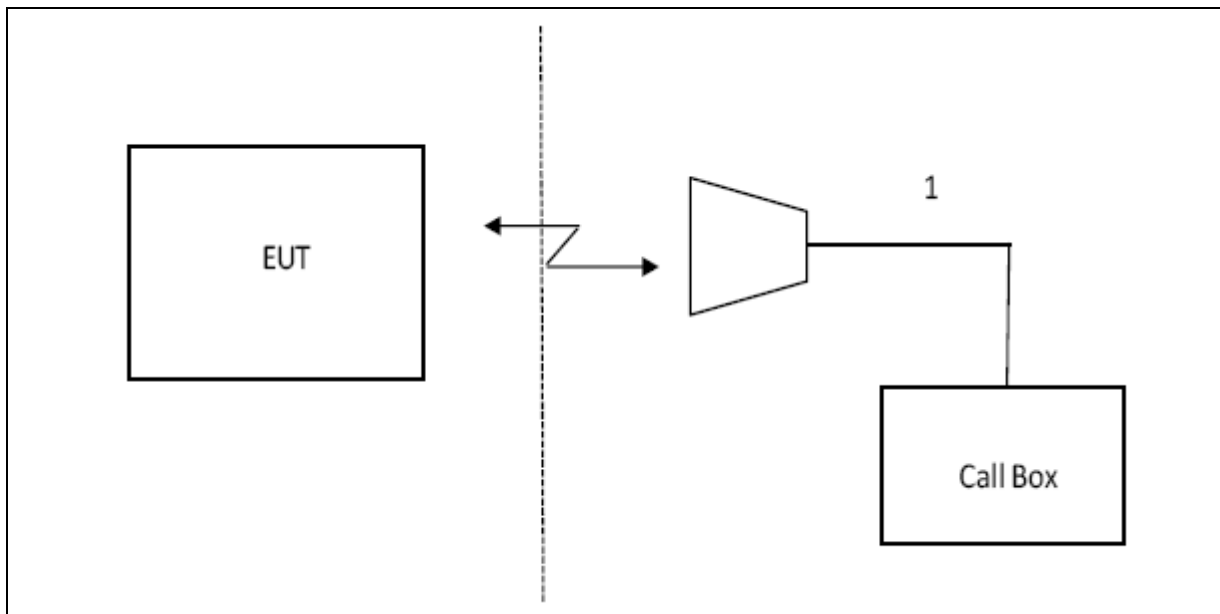
*Note: All the accessories have been used during the test.
the following “EUT” in setup diagram means EUT system.*

2.4 TEST SETUP

CONDUCTED SETUP DIAGRAM FOR TESTS



RADIATED SETUP DIAGRAM FOR TESTS



3. TEST AND MEASUREMENT EQUIPMENT

The following test and measurement equipment was utilized for the tests documented in this report:

NAME OF EQUIPMENT	MANUFACTURER	MODEL	SERIAL NUMBER	NEXT CAL. DATE
SPECTRUM ANALYZER	AGILENT	N9020A	MY49100060	2019.10.07
TEST RECEIVER	R&S	ESCI	101318	2019.05.18
COMMUNICATION TESTER	R&S	CMU200	117858	2019.05.18
COMMUNICATION TESTER	R&S	CMW500	148500	2019.05.18
TEST RECEIVER	R&S	FCKL1528	A0304230	2019.05.18
LISN	SCHWARZBECK	NSLK8127	A0304233	2019.05.18
CLIMATE CHAMBER	ALBATROSS	--	--	2019.05.18
Loop Antenna	Daze	ZN30900N	SEL0097	2019.05.18
Biological Antenna	A.H. Systems Inc.	SAS-521-4	N/A	2019.05.18
Horn Antenna	EM	EM-AH-10180	2011071402	2019.05.18
DC Power Source	N/A	PS-6005D	20170402923	2019.05.18

4. OUTPUT POWER

4.1 OUTPUT POWER MEASUREMENT

LTE Measurement Procedure:

All LTE bands conducted power peak and average are obtained from the CMW500 telecommunication test set. The following tests were conducted according to the test requirements outlined in section 6.2 of the 3GPP TS36.101 specification.

UE Power Class: 3 (23 +/- 2dBm). The allowed Maximum Power Reduction (MPR) for the maximum output power due to higher order modulation and transmit bandwidth configuration (resource blocks) is specified in Table 6.2.3-1 of the 3GPP TS36.101.

Table 6.2.3-1: Maximum Power Reduction (MPR) for Power Class 3

Modulation	Channel bandwidth / Transmission bandwidth (RB)						MPR (dB)
	1.4 MHz	3.0 MHz	5 MHz	10 MHz	15 MHz	20 MHz	
QPSK	> 5	> 4	> 8	> 12	> 16	> 18	≤ 1
16 QAM	≤ 5	≤ 4	≤ 8	≤ 12	≤ 16	≤ 18	≤ 1
16 QAM	> 5	> 4	> 8	> 12	> 16	> 18	≤ 2

The allowed A-MPR values specified below in Table 6.2.4.-1 of 3GPP TS36.101 are in addition to the allowed MPR requirements. All the measurements below were performed with A-MPR disabled, by using Network Signaling Value of "NS_01".3

Table 6.2.4-1: Additional Maximum Power Reduction (A-MPR)

Network Signalling value	Requirements (sub-clause)	E-UTRA Band	Channel bandwidth (MHz)	Resources Blocks (N_{RB})	A-MPR (dB)
NS_01	6.6.2.1.1	Table 5.5-1	1.4, 3, 5, 10, 15, 20	Table 5.6-1	NA
NS_03	6.6.2.2.1	2, 4, 10, 23, 25, 35, 36	3	>5	≤ 1
			5	>6	≤ 1
			10	>6	≤ 1
			15	>8	≤ 1
			20	>10	≤ 1
NS_04	6.6.2.2.2	41	5	>6	≤ 1
			10, 15, 20	See Table 6.2.4-4	
NS_05	6.6.3.3.1	1	10, 15, 20	≥ 50	≤ 1
NS_06	6.6.2.2.3	12, 13, 14, 17	1.4, 3, 5, 10	Table 5.6-1	n/a
NS_07	6.6.2.2.3	13	10	Table 6.2.4-2	Table 6.2.4-2
	6.6.3.3.2				
NS_08	6.6.3.3.3	19	10, 15	> 44	≤ 3
NS_09	6.6.3.3.4	21	10, 15	> 40	≤ 1
				> 55	≤ 2
NS_10		20	15, 20	Table 6.2.4-3	Table 6.2.4-3
NS_11	6.6.2.2.1	23 ¹	1.4, 3, 5, 10	Table 6.2.4-5	Table 6.2.4-5
..					
NS_32	-	-	-	-	-

Note 1: Applies to the lower block of Band 23, i.e. a carrier placed in the 2000-2010 MHz region.

4.2 LTE BAND 2

OUTPUT POWER FOR LTE BAND 2 (1.4MHZ)

Band	Band Width	Channel	Frequency (MHz)	Modulation	RB Configuration		Average Power(dBm)	Peak Power(dBm)
					RB Size	RB Offset		
Band 2	1.4MHz	18607	1850.7	QPSK	1	Low	22.71	28.03
					1	Mid	22.84	28.10
					1	High	22.68	28.02
					3	Low	22.80	28.24
					3	High	22.83	28.32
					6	Low	21.80	27.66
				16QAM	1	Low	21.85	26.98
					1	Mid	22.00	27.23
					1	High	21.89	27.05
					3	Low	21.83	28.29
					3	High	21.82	28.30
					6	Low	20.79	27.84
	1.4MHz	18900	1880.0	QPSK	1	Low	22.80	28.26
					1	Mid	22.87	28.38
					1	High	22.75	28.31
					3	Low	22.98	28.51
					3	High	22.86	28.49
					6	Low	21.78	28.31
				16QAM	1	Low	21.76	27.79
					1	Mid	21.98	28.00
					1	High	21.78	27.84
					3	Low	21.97	28.12
					3	High	21.98	28.23
					6	Low	20.87	28.27
	1.4MHz	19193	1909.3	QPSK	1	Low	22.69	27.67
					1	Mid	22.89	27.67
					1	High	22.68	27.49
3					Low	22.81	28.17	
3					High	22.80	28.05	
6					Low	21.74	27.68	
16QAM				1	Low	21.70	27.12	
				1	Mid	21.92	27.19	
				1	High	21.68	26.94	
				3	Low	21.85	28.05	
				3	High	21.86	27.91	
				6	Low	20.73	27.57	

OUTPUT POWER FOR LTE BAND 2 (3.0MHZ)

Band	Band Width	Channel	Frequency (MHz)	Modulation	RB Configuration		Average Power(dBm)	Peak Power(dBm)
					RB Size	RB Offset		
Band 2	3.0 MHz	18615	1851.5	QPSK	1	Low	22.77	27.75
					1	Mid	22.71	27.75
					1	High	22.73	27.76
					8	Low	21.78	27.77
					8	High	21.75	27.82
					15	Low	21.76	28.04
				16QAM	1	Low	21.98	28.26
					1	Mid	21.95	28.37
					1	High	21.90	28.41
					8	Low	20.95	27.78
					8	High	20.97	27.80
					15	Low	20.87	28.15
	3.0 MHz	18900	1880.0	QPSK	1	Low	22.80	27.90
					1	Mid	22.75	27.97
					1	High	22.77	28.06
					8	Low	21.78	28.08
					8	High	21.75	28.14
					15	Low	21.78	28.72
				16QAM	1	Low	21.88	27.33
					1	Mid	21.79	27.33
					1	High	21.76	27.40
					8	Low	20.90	27.38
					8	High	20.87	27.27
					15	Low	20.91	27.93
	3.0 MHz	19185	1908.5	QPSK	1	Low	22.75	27.96
					1	Mid	22.74	27.84
					1	High	22.69	27.62
8					Low	21.75	27.79	
8					High	21.75	27.84	
15					Low	21.72	28.05	
16QAM				1	Low	21.88	27.05	
				1	Mid	21.89	26.97	
				1	High	21.85	26.78	
				8	Low	20.80	27.51	
				8	High	20.76	27.13	
				15	Low	20.77	28.37	

OUTPUT POWER FOR LTE BAND 2 (5.0MHZ)

Band	Band Width	Channel	Frequency (MHz)	Modulation	RB Configuration		Average Power(dBm)	Peak Power(dBm)
					RB Size	RB Offset		
Band 2	5.0 MHz	18625	1852.5	QPSK	1	Low	22.63	28.39
					1	Mid	22.82	28.50
					1	High	22.70	28.47
					12	Low	21.73	27.83
					12	High	21.88	27.92
					25	Low	21.79	28.35
				16QAM	1	Low	21.66	27.54
					1	Mid	21.74	27.64
					1	High	21.65	27.58
					12	Low	20.70	28.08
					12	High	20.85	28.27
					25	Low	20.81	28.61
	5.0 MHz	18900	1880.0	QPSK	1	Low	22.70	28.03
					1	Mid	22.80	28.20
					1	High	22.68	28.29
					12	Low	21.78	27.75
					12	High	21.78	27.95
					25	Low	21.79	28.30
				16QAM	1	Low	21.78	27.97
					1	Mid	21.88	28.17
					1	High	21.77	28.24
					12	Low	20.78	27.67
					12	High	20.82	28.01
					25	Low	20.90	28.21
	5.0 MHz	19175	1907.5	QPSK	1	Low	22.70	27.91
					1	Mid	22.81	27.91
					1	High	22.69	27.61
12					Low	21.71	28.25	
12					High	21.82	28.36	
25					Low	21.80	28.53	
16QAM				1	Low	21.97	27.80	
				1	Mid	21.99	27.78	
				1	High	21.98	27.52	
				12	Low	20.76	27.73	
				12	High	20.86	27.60	
				25	Low	20.84	27.99	

OUTPUT POWER FOR LTE BAND 2 (10.0MHZ)

Band	Band Width	Channel	Frequency (MHz)	Modulation	RB Configuration		Average Power(dBm)	Peak Power(dBm)
					RB Size	RB Offset		
Band 2	10.0 MHz	18650	1855.0	QPSK	1	Low	22.71	27.72
					1	Mid	22.92	27.92
					1	High	22.69	27.61
					25	Low	21.77	28.10
					25	High	21.93	28.17
					50	Low	21.83	28.32
				16QAM	1	Low	21.98	28.34
					1	Mid	21.96	28.43
					1	High	21.95	28.17
					25	Low	20.81	28.05
					25	High	21.00	28.22
					50	Low	20.88	28.51
	10.0 MHz	18900	1880.0	QPSK	1	Low	22.75	27.70
					1	Mid	22.97	28.08
					1	High	22.78	28.09
					25	Low	21.83	28.45
					25	High	21.92	28.76
					50	Low	21.87	28.34
				16QAM	1	Low	21.82	27.21
					1	Mid	21.97	27.50
					1	High	21.75	27.42
					25	Low	21.00	28.29
					25	High	20.98	28.57
					50	Low	20.95	28.90
	10.0 MHz	19150	1905.0	QPSK	1	Low	22.74	27.59
					1	Mid	22.93	28.06
					1	High	22.73	27.70
25					Low	21.90	27.96	
25					High	21.92	28.22	
50					Low	21.92	28.32	
16QAM				1	Low	21.87	26.85	
				1	Mid	21.99	27.20	
				1	High	21.89	26.90	
				25	Low	20.98	28.24	
				25	High	20.94	28.48	
				50	Low	20.98	27.95	

OUTPUT POWER FOR LTE BAND 2 (15.0MHZ)

Band	Band Width	Channel	Frequency (MHz)	Modulation	RB Configuration		Average Power(dBm)	Peak Power(dBm)
					RB Size	RB Offset		
Band 2	15.0 MHz	18675	1857.5	QPSK	1	Low	22.74	28.08
					1	Mid	22.80	27.97
					1	High	22.70	27.63
					36	Low	21.77	28.12
					36	High	21.87	27.98
					75	Low	21.82	28.66
				16QAM	1	Low	21.88	27.07
					1	Mid	21.94	26.99
					1	High	21.87	26.79
					36	Low	20.77	28.61
					36	High	20.82	28.34
					75	Low	20.83	28.33
	15.0 MHz	18900	1880.0	QPSK	1	Low	22.67	27.40
					1	Mid	22.80	27.88
					1	High	22.61	27.79
					36	Low	21.88	28.10
					36	High	21.92	28.26
					75	Low	21.86	28.99
				16QAM	1	Low	21.98	27.84
					1	Mid	21.97	28.47
					1	High	21.96	28.51
					36	Low	20.89	28.37
					36	High	20.93	28.54
					75	Low	20.92	28.45
	15.0 MHz	19125	1902.5	QPSK	1	Low	22.67	27.17
					1	Mid	22.76	27.56
					1	High	22.65	27.40
36					Low	21.93	27.92	
36					High	21.83	28.25	
75					Low	21.89	28.73	
16QAM				1	Low	21.99	26.98	
				1	Mid	21.97	27.33	
				1	High	21.95	27.17	
				36	Low	20.91	27.98	
				36	High	20.85	28.32	
				75	Low	20.89	28.42	

OUTPUT POWER FOR LTE BAND 2 (20.0MHZ)

Band	Band Width	Channel	Frequency (MHz)	Modulation	RB Configuration		Average Power(dBm)	Peak Power(dBm)
					RB Size	RB Offset		
Band 2	20.0 MHz	18700	1860.0	QPSK	1	Low	22.94	27.83
					1	Mid	22.91	27.77
					1	High	22.65	27.37
					50	Low	21.66	28.13
					50	High	21.71	27.89
					100	Low	21.68	28.17
				16QAM	1	Low	21.94	28.25
					1	Mid	21.99	28.07
					1	High	21.88	27.64
					50	Low	20.68	28.08
					50	High	20.72	27.80
					100	Low	20.69	28.28
	20.0 MHz	18900	1880.0	QPSK	1	Low	22.93	27.43
					1	Mid	22.90	28.16
					1	High	22.64	27.91
					50	Low	21.86	28.13
					50	High	21.95	28.52
					100	Low	21.92	28.54
				16QAM	1	Low	21.98	27.37
					1	Mid	21.99	28.06
					1	High	21.97	27.79
					50	Low	20.92	28.42
					50	High	20.95	28.86
					100	Low	21.00	29.21
	20.0 MHz	19100	1900.0	QPSK	1	Low	22.65	27.76
					1	Mid	22.81	27.53
					1	High	22.58	27.72
50					Low	21.92	27.92	
50					High	21.78	28.21	
100					Low	21.91	28.56	
16QAM				1	Low	21.97	27.65	
				1	Mid	21.97	27.48	
				1	High	21.95	27.62	
				50	Low	20.99	27.95	
				50	High	20.82	28.29	
				100	Low	20.95	28.56	

4.3 LTE BAND 4

OUTPUT POWER FOR LTE BAND 4 (1.4MHz)

Band	Band Width	Channel	Frequency (MHz)	Modulation	RB Configuration		Average Power(dBm)	Peak Power(dBm)
					RB Size	RB Offset		
Band 4	1.4MHz	19957	1710.7	QPSK	1	Low	22.76	27.13
					1	Mid	22.95	27.15
					1	High	22.73	27.06
					3	Low	22.86	27.38
					3	High	22.85	27.32
					6	Low	21.83	27.37
				16QAM	1	Low	21.99	26.68
					1	Mid	22.00	26.78
					1	High	21.91	26.64
					3	Low	21.91	27.42
					3	High	21.85	27.40
					6	Low	20.88	27.54
	1.4MHz	20175	1732.5	QPSK	1	Low	22.63	27.03
					1	Mid	22.77	27.05
					1	High	22.62	26.97
					3	Low	22.99	27.33
					3	High	22.79	27.27
					6	Low	21.75	27.72
				16QAM	1	Low	21.67	26.83
					1	Mid	21.78	26.89
					1	High	21.67	26.81
					3	Low	21.94	27.12
					3	High	21.93	27.22
					6	Low	20.73	27.67
	1.4MHz	20393	1754.3	QPSK	1	Low	22.61	27.58
					1	Mid	22.80	27.67
					1	High	22.64	27.53
					3	Low	22.73	28.06
					3	High	22.78	28.08
					6	Low	21.75	27.66
16QAM				1	Low	21.67	27.08	
				1	Mid	21.85	27.25	
				1	High	21.73	27.09	
				3	Low	21.83	27.97	
				3	High	21.80	27.91	
				6	Low	20.66	27.84	

OUTPUT POWER FOR LTE BAND 4 (3.0MHZ)

Band	Band Width	Channel	Frequency (MHz)	Modulation	RB Configuration		Average Power(dBm)	Peak Power(dBm)
					RB Size	RB Offset		
Band 4	3.0 MHz	19965	1711.5	QPSK	1	Low	22.85	26.98
					1	Mid	22.75	26.91
					1	High	22.69	26.78
					8	Low	21.85	27.41
					8	High	21.80	27.33
					15	Low	21.83	28.02
				16QAM	1	Low	21.96	27.30
					1	Mid	21.94	27.22
					1	High	21.97	27.17
					8	Low	20.99	27.38
					8	High	20.96	27.37
					15	Low	20.92	27.62
	3.0 MHz	20175	1732.5	QPSK	1	Low	22.68	26.90
					1	Mid	22.70	26.93
					1	High	22.68	26.90
					8	Low	21.77	27.48
					8	High	21.75	27.32
					15	Low	21.76	28.14
				16QAM	1	Low	21.81	26.68
					1	Mid	21.76	26.69
					1	High	21.77	26.69
					8	Low	20.86	27.20
					8	High	20.81	27.05
					15	Low	20.83	27.75
	3.0 MHz	20385	1753.5	QPSK	1	Low	22.70	27.75
					1	Mid	22.75	27.73
					1	High	22.71	27.74
8					Low	21.74	27.93	
8					High	21.77	27.88	
15					Low	21.74	27.89	
16QAM				1	Low	21.86	27.05	
				1	Mid	21.92	26.98	
				1	High	21.86	26.96	
				8	Low	20.73	27.30	
				8	High	20.75	27.53	
				15	Low	20.75	27.80	

OUTPUT POWER FOR LTE BAND 4 (5.0MHZ)

Band	Band Width	Channel	Frequency (MHz)	Modulation	RB Configuration		Average Power(dBm)	Peak Power(dBm)
					RB Size	RB Offset		
Band 4	5.0 MHz	19975	1712.5	QPSK	1	Low	22.73	27.41
					1	Mid	22.77	27.22
					1	High	22.63	27.06
					12	Low	21.83	27.39
					12	High	21.77	27.19
					25	Low	21.81	27.84
				16QAM	1	Low	21.66	26.94
					1	Mid	21.72	26.85
					1	High	21.57	26.68
					12	Low	20.83	27.49
					12	High	20.77	27.37
					25	Low	20.88	27.92
	5.0 MHz	20175	1732.5	QPSK	1	Low	22.64	27.02
					1	Mid	22.71	27.06
					1	High	22.60	27.12
					12	Low	21.81	27.24
					12	High	21.81	27.24
					25	Low	21.75	27.74
				16QAM	1	Low	21.74	26.96
					1	Mid	21.85	27.02
					1	High	21.76	27.09
					12	Low	20.78	27.10
					12	High	20.72	27.21
					25	Low	20.84	27.93
	5.0 MHz	20375	1752.5	QPSK	1	Low	22.64	27.69
					1	Mid	22.72	27.74
					1	High	22.65	27.67
12					Low	21.71	28.14	
12					High	21.81	28.16	
25					Low	21.73	28.49	
16QAM				1	Low	21.99	27.65	
				1	Mid	21.99	27.73	
				1	High	21.98	27.65	
				12	Low	20.73	27.69	
				12	High	20.76	27.65	
				25	Low	20.81	28.05	

OUTPUT POWER FOR LTE BAND 4 (10.0MHZ)

Band	Band Width	Channel	Frequency (MHz)	Modulation	RB Configuration		Average Power(dBm)	Peak Power(dBm)
					RB Size	RB Offset		
Band 4	10.0 MHz	20000	1715.0	QPSK	1	Low	22.78	27.05
					1	Mid	22.91	26.80
					1	High	22.69	26.88
					25	Low	21.93	27.41
					25	High	21.90	27.40
					50	Low	21.91	27.89
				16QAM	1	Low	21.98	27.35
					1	Mid	21.96	27.04
					1	High	21.95	27.19
					25	Low	20.99	27.42
					25	High	20.93	27.36
					50	Low	20.93	28.11
	10.0 MHz	20175	1732.5	QPSK	1	Low	22.70	26.84
					1	Mid	22.84	27.02
					1	High	22.70	27.15
					25	Low	21.84	27.58
					25	High	21.84	27.65
					50	Low	21.83	27.83
				16QAM	1	Low	21.73	26.63
					1	Mid	21.91	26.77
					1	High	21.75	26.86
					25	Low	20.96	27.38
					25	High	20.90	27.54
					50	Low	20.88	28.12
	10.0 MHz	20350	1750.0	QPSK	1	Low	22.67	27.63
					1	Mid	22.82	27.79
					1	High	22.68	27.72
25					Low	21.75	27.98	
25					High	21.79	28.06	
50					Low	21.79	28.24	
16QAM				1	Low	21.85	26.95	
				1	Mid	21.99	27.18	
				1	High	21.85	26.95	
				25	Low	20.80	28.15	
				25	High	20.87	28.16	
				50	Low	20.84	28.15	

OUTPUT POWER FOR LTE BAND 4 (15.0MHZ)

Band	Band Width	Channel	Frequency (MHz)	Modulation	RB Configuration		Average Power(dBm)	Peak Power(dBm)
					RB Size	RB Offset		
Band 4	15.0 MHz	20025	1717.5	QPSK	1	Low	22.68	27.00
					1	Mid	22.73	26.89
					1	High	22.60	26.81
					36	Low	21.87	27.38
					36	High	21.81	27.36
					75	Low	21.84	28.30
				16QAM	1	Low	21.97	27.32
					1	Mid	21.96	27.20
					1	High	21.93	27.13
					36	Low	20.87	27.56
					36	High	20.82	27.55
					75	Low	20.83	27.83
	15.0 MHz	20175	1732.5	QPSK	1	Low	22.64	26.79
					1	Mid	22.74	26.87
					1	High	22.60	27.12
					36	Low	21.85	27.48
					36	High	21.82	27.63
					75	Low	21.86	28.31
				16QAM	1	Low	21.98	26.63
					1	Mid	21.99	26.74
					1	High	21.93	26.98
					36	Low	20.83	27.48
					36	High	20.78	27.64
					75	Low	20.75	27.87
	15.0 MHz	20325	1747.5	QPSK	1	Low	22.59	27.29
					1	Mid	22.75	27.73
					1	High	22.59	27.69
36					Low	21.73	27.83	
36					High	21.82	28.01	
75					Low	21.80	28.70	
16QAM				1	Low	21.81	26.69	
				1	Mid	21.93	26.97	
				1	High	21.80	26.90	
				36	Low	20.76	28.14	
				36	High	20.81	28.45	
				75	Low	20.78	28.28	

OUTPUT POWER FOR LTE BAND 4 (20.0MHZ)

Band	Band Width	Channel	Frequency (MHz)	Modulation	RB Configuration		Average Power(dBm)	Peak Power(dBm)
					RB Size	RB Offset		
Band 4	20.0 MHz	20050	1720.0	QPSK	1	Low	22.94	27.14
					1	Mid	22.98	27.08
					1	High	22.65	26.93
					50	Low	21.82	27.54
					50	High	21.68	27.41
					100	Low	21.77	28.07
				16QAM	1	Low	21.89	27.31
					1	Mid	21.95	27.20
					1	High	21.95	27.12
					50	Low	20.80	27.47
					50	High	20.68	27.49
					100	Low	20.81	28.06
	20.0 MHz	20175	1732.5	QPSK	1	Low	22.57	26.93
					1	Mid	22.97	27.01
					1	High	22.64	27.36
					50	Low	21.88	27.50
					50	High	21.74	27.66
					100	Low	21.79	27.96
				16QAM	1	Low	21.96	26.90
					1	Mid	21.94	26.99
					1	High	21.97	27.31
					50	Low	20.91	27.66
					50	High	20.75	27.81
					100	Low	20.85	28.43
	20.0 MHz	20300	1745.0	QPSK	1	Low	22.57	27.10
					1	Mid	22.80	27.58
					1	High	22.53	27.74
50					Low	21.78	27.76	
50					High	21.82	28.24	
100					Low	21.77	28.42	
16QAM				1	Low	21.97	27.04	
				1	Mid	21.98	27.56	
				1	High	21.97	27.71	
				50	Low	20.77	27.70	
				50	High	20.89	28.31	
				100	Low	20.82	28.39	

4.4 LTE BAND 5

OUTPUT POWER FOR LTE BAND 5 (1.4MHZ)

Band	Band Width	Channel	Frequency (MHz)	Modulation	RB Configuration		Average Power(dBm)	Peak Power(dBm)
					RB Size	RB Offset		
Band 5	1.4MHz	20407	824.7	QPSK	1	Low	22.97	28.08
					1	Mid	22.97	28.22
					1	High	22.84	28.12
					3	Low	22.99	28.41
					3	High	22.98	28.37
					6	Low	21.94	28.14
				16QAM	1	Low	21.95	27.75
					1	Mid	21.98	27.83
					1	High	21.86	27.67
					3	Low	21.97	28.05
					3	High	21.93	28.10
					6	Low	20.97	28.07
	1.4MHz	20525	836.5	QPSK	1	Low	22.87	28.12
					1	Mid	23.00	28.23
					1	High	22.81	28.08
					3	Low	22.95	28.70
					3	High	22.94	28.70
					6	Low	21.93	27.98
				16QAM	1	Low	21.87	27.41
					1	Mid	21.97	27.59
					1	High	21.86	27.33
					3	Low	21.96	28.58
					3	High	21.97	28.56
					6	Low	20.87	27.78
	1.4MHz	20643	848.3	QPSK	1	Low	22.87	27.79
					1	Mid	22.95	27.58
					1	High	22.83	27.31
3					Low	22.96	27.96	
3					High	22.94	27.65	
6					Low	21.98	27.55	
16QAM				1	Low	21.99	26.90	
				1	Mid	22.00	27.06	
				1	High	21.96	26.74	
				3	Low	21.87	28.09	
				3	High	21.87	27.83	
				6	Low	20.94	27.60	

OUTPUT POWER FOR LTE BAND 5 (3.0MHZ)

Band	Band Width	Channel	Frequency (MHz)	Modulation	RB Configuration		Average Power(dBm)	Peak Power(dBm)
					RB Size	RB Offset		
Band 5	3.0 MHz	20415	825.5	QPSK	1	Low	22.95	27.77
					1	Mid	22.90	27.68
					1	High	22.86	27.63
					8	Low	21.92	27.93
					8	High	21.90	27.79
					15	Low	21.91	28.33
				16QAM	1	Low	21.98	28.31
					1	Mid	21.95	28.22
					1	High	21.93	28.13
					8	Low	20.96	27.85
					8	High	21.00	27.88
					15	Low	20.96	28.27
	3.0 MHz	20525	836.5	QPSK	1	Low	22.90	28.14
					1	Mid	22.91	28.07
					1	High	22.82	28.06
					8	Low	21.89	28.16
					8	High	21.87	28.00
					15	Low	21.87	28.69
				16QAM	1	Low	21.97	27.43
					1	Mid	21.89	27.37
					1	High	21.85	27.36
					8	Low	20.96	27.58
					8	High	20.91	27.31
					15	Low	20.91	28.05
	3.0 MHz	20635	847.5	QPSK	1	Low	22.90	28.08
					1	Mid	22.87	27.77
					1	High	22.85	27.34
8					Low	21.87	27.99	
8					High	21.89	27.63	
15					Low	21.85	27.65	
16QAM				1	Low	21.97	27.04	
				1	Mid	21.95	26.97	
				1	High	21.97	26.78	
				8	Low	20.83	27.47	
				8	High	20.85	27.32	
				15	Low	20.85	28.10	

OUTPUT POWER FOR LTE BAND 5 (5.0MHZ)

Band	Band Width	Channel	Frequency (MHz)	Modulation	RB Configuration		Average Power(dBm)	Peak Power(dBm)
					RB Size	RB Offset		
Band 5	5.0 MHz	20425	826.5	QPSK	1	Low	22.83	28.35
					1	Mid	22.95	28.17
					1	High	22.81	28.21
					12	Low	21.89	27.87
					12	High	21.88	27.84
					25	Low	21.87	28.16
				16QAM	1	Low	21.74	27.51
					1	Mid	21.85	27.53
					1	High	21.71	27.56
					12	Low	20.86	28.11
					12	High	20.82	27.89
					25	Low	20.95	28.61
	5.0 MHz	20525	836.5	QPSK	1	Low	22.82	28.37
					1	Mid	22.89	28.33
					1	High	22.76	28.16
					12	Low	21.82	27.94
					12	High	21.90	27.91
					25	Low	21.88	28.21
				16QAM	1	Low	21.89	28.36
					1	Mid	21.97	28.35
					1	High	21.80	28.13
					12	Low	20.75	27.86
					12	High	20.82	27.80
					25	Low	20.88	28.70
	5.0 MHz	20625	846.5	QPSK	1	Low	22.80	27.82
					1	Mid	22.95	27.92
					1	High	22.78	27.41
					12	Low	21.88	28.30
					12	High	21.89	28.15
					25	Low	21.91	28.43
16QAM				1	Low	21.96	27.74	
				1	Mid	21.98	27.88	
				1	High	21.95	27.36	
				12	Low	20.88	27.63	
				12	High	20.92	27.62	
				25	Low	20.90	27.91	

OUTPUT POWER FOR LTE BAND 5 (10.0MHZ)

Band	Band Width	Channel	Frequency (MHz)	Modulation	RB Configuration		Average Power(dBm)	Peak Power(dBm)
					RB Size	RB Offset		
Band 5	10.0 MHz	20450	829.0	QPSK	1	Low	22.87	27.75
					1	Mid	22.95	27.76
					1	High	22.88	27.94
					25	Low	21.92	28.16
					25	High	21.94	28.23
					50	Low	21.99	28.15
				16QAM	1	Low	21.93	28.31
					1	Mid	21.98	28.23
					1	High	21.96	28.62
					25	Low	20.94	28.12
					25	High	21.00	28.12
					50	Low	20.98	28.73
	10.0 MHz	20525	836.5	QPSK	1	Low	22.90	28.11
					1	Mid	22.94	28.30
					1	High	22.87	27.87
					25	Low	21.90	28.45
					25	High	21.98	28.55
					50	Low	21.91	28.24
				16QAM	1	Low	21.89	27.45
					1	Mid	21.93	27.58
					1	High	21.82	27.28
					25	Low	20.96	28.25
					25	High	20.95	28.32
					50	Low	20.93	28.64
	10.0 MHz	20600	844.0	QPSK	1	Low	22.99	28.02
					1	Mid	22.96	27.89
					1	High	22.83	27.63
25					Low	21.99	28.15	
25					High	21.92	27.94	
50					Low	21.95	28.34	
16QAM				1	Low	21.97	27.04	
				1	Mid	21.97	27.26	
				1	High	21.93	26.86	
				25	Low	20.98	28.32	
				25	High	20.98	28.33	
				50	Low	21.00	27.94	

4.5 LTE BAND 12

OUTPUT POWER FOR LTE BAND 12 (1.4MHZ)

Band	Band Width	Channel	Frequency (MHz)	Modulation	RB Configuration		Average Power(dBm)	Peak Power(dBm)
					RB Size	RB Offset		
Band 12	1.4MHz	23017	699.7	QPSK	1	Low	22.98	28.00
					1	Mid	22.96	28.15
					1	High	22.94	28.06
					3	Low	22.97	28.28
					3	High	22.95	28.24
					6	Low	21.98	27.83
				16QAM	1	Low	21.98	27.15
					1	Mid	21.96	27.36
					1	High	21.99	27.11
					3	Low	21.96	28.28
					3	High	21.93	28.29
					6	Low	21.00	27.92
	1.4MHz	23095	707.5	QPSK	1	Low	22.97	27.95
					1	Mid	22.93	28.05
					1	High	22.94	28.01
					3	Low	22.97	28.24
					3	High	22.91	28.24
					6	Low	21.96	28.31
				16QAM	1	Low	21.97	27.57
					1	Mid	21.98	27.74
					1	High	21.90	27.64
					3	Low	21.99	27.88
					3	High	21.96	27.98
					6	Low	20.98	28.25
	1.4MHz	23173	715.3	QPSK	1	Low	22.90	27.39
					1	Mid	22.93	27.32
					1	High	22.90	27.15
3					Low	22.96	27.72	
3					High	22.96	27.58	
6					Low	21.93	27.59	
16QAM				1	Low	21.87	26.98	
				1	Mid	21.93	26.98	
				1	High	21.90	26.80	
				3	Low	22.00	27.64	
				3	High	21.98	27.49	
				6	Low	20.94	27.64	

OUTPUT POWER FOR LTE BAND 12 (3.0MHZ)

Band	Band Width	Channel	Frequency (MHz)	Modulation	RB Configuration		Average Power(dBm)	Peak Power(dBm)	
					RB Size	RB Offset			
Band 12	3.0 MHz	23025	700.5	QPSK	1	Low	23.00	27.65	
					1	Mid	22.98	27.69	
					1	High	22.96	27.64	
					8	Low	21.95	27.64	
					8	High	21.98	27.68	
					15	Low	21.97	28.30	
				16QAM	1	Low	21.98	28.11	
					1	Mid	21.96	28.18	
					1	High	21.96	28.17	
					8	Low	20.98	27.85	
					8	High	20.98	27.81	
					15	Low	20.98	27.49	
					QPSK	1	Low	22.97	27.67
						1	Mid	22.93	27.67
						1	High	22.91	27.68
	8	Low	21.96	27.97					
	8	High	21.91	27.90					
	15	Low	21.91	27.91					
	16QAM	1	Low	21.95	27.14				
		1	Mid	21.89	27.10				
		1	High	21.89	27.16				
		8	Low	20.99	27.54				
		8	High	20.95	27.36				
		15	Low	20.96	27.66				
		QPSK	1	Low	22.91	27.78			
			1	Mid	22.88	27.38			
			1	High	22.84	27.15			
8	Low		21.89	27.69					
8	High		21.85	27.43					
15	Low		21.86	27.25					
16QAM	1		Low	21.96	26.91				
	1		Mid	21.99	26.69				
	1		High	21.94	26.56				
	8	Low	20.88	27.26					
	8	High	20.87	27.15					
	15	Low	20.85	27.31					

OUTPUT POWER FOR LTE BAND 12 (5.0MHZ)

Band	Band Width	Channel	Frequency (MHz)	Modulation	RB Configuration		Average Power(dBm)	Peak Power(dBm)
					RB Size	RB Offset		
Band 12	5.0 MHz	23035	701.5	QPSK	1	Low	22.84	28.16
					1	Mid	22.99	28.21
					1	High	22.83	28.19
					12	Low	21.83	27.76
					12	High	21.95	27.85
					25	Low	21.91	28.19
				16QAM	1	Low	21.72	27.36
					1	Mid	21.81	27.37
					1	High	21.72	27.38
					12	Low	20.83	28.05
					12	High	20.95	28.15
					25	Low	20.96	27.95
	5.0 MHz	23095	707.5	QPSK	1	Low	22.75	27.72
					1	Mid	22.86	27.74
					1	High	22.81	27.77
					12	Low	21.87	27.58
					12	High	21.80	27.55
					25	Low	21.82	27.99
				16QAM	1	Low	21.80	27.67
					1	Mid	21.95	27.74
					1	High	21.86	27.73
					12	Low	20.86	27.47
					12	High	20.79	27.61
					25	Low	20.91	28.53
	5.0 MHz	23155	713.5	QPSK	1	Low	22.81	27.68
					1	Mid	22.91	27.56
					1	High	22.73	27.11
12					Low	21.82	28.04	
12					High	21.82	27.76	
25					Low	21.83	28.31	
16QAM				1	Low	21.99	27.58	
				1	Mid	21.98	27.44	
				1	High	22.00	27.06	
				12	Low	20.91	27.54	
				12	High	20.87	27.38	
				25	Low	20.83	28.55	

OUTPUT POWER FOR LTE BAND 12 (10.0MHZ)

Band	Band Width	Channel	Frequency (MHz)	Modulation	RB Configuration		Average Power(dBm)	Peak Power(dBm)
					RB Size	RB Offset		
Band 12	10.0 MHz	23060	704.0	QPSK	1	Low	22.85	27.53
					1	Mid	22.95	27.64
					1	High	22.83	27.50
					25	Low	21.79	27.93
					25	High	21.84	27.84
					50	Low	21.86	28.00
				16QAM	1	Low	21.96	28.05
					1	Mid	21.98	28.11
					1	High	21.99	28.01
					25	Low	20.84	27.90
					25	High	20.95	27.86
					50	Low	20.89	28.27
	10.0 MHz	23095	707.5	QPSK	1	Low	22.81	27.71
					1	Mid	22.98	27.67
					1	High	22.86	27.69
					25	Low	21.87	28.01
					25	High	21.75	28.12
					50	Low	21.83	28.07
				16QAM	1	Low	21.79	27.10
					1	Mid	21.96	27.21
					1	High	21.82	27.16
					25	Low	20.97	27.90
					25	High	20.88	27.93
					50	Low	20.90	28.48
	10.0 MHz	23130	711.0	QPSK	1	Low	22.84	27.67
					1	Mid	22.93	27.81
					1	High	22.78	27.21
25					Low	21.98	28.01	
25					High	21.91	27.83	
50					Low	21.97	28.13	
16QAM				1	Low	21.95	26.85	
				1	Mid	21.93	27.04	
				1	High	21.92	26.63	
				25	Low	20.95	28.13	
				25	High	20.98	28.03	
				50	Low	20.97	27.95	

4.6 LTE BAND 17

OUTPUT POWER FOR LTE BAND 17 (5.0MHZ)

Band	Band Width	Channel	Frequency (MHz)	Modulation	RB Configuration		Average Power(dBm)	Peak Power(dBm)
					RB Size	RB Offset		
Band 17	5.0 MHz	23755	706.5	QPSK	1	Low	22.71	27.74
					1	Mid	22.87	27.67
					1	High	22.78	27.75
					12	Low	21.81	27.29
					12	High	21.73	27.20
					25	Low	21.76	27.67
				16QAM	1	Low	21.78	27.68
					1	Mid	21.90	27.59
					1	High	21.79	27.72
					12	Low	20.76	27.42
					12	High	20.70	27.24
					25	Low	20.84	28.32
	5.0 MHz	23790	710.0	QPSK	1	Low	22.75	27.53
					1	Mid	22.84	27.62
					1	High	22.71	27.57
					12	Low	21.91	28.05
					12	High	21.77	27.86
					25	Low	21.81	28.39
				16QAM	1	Low	22.00	27.42
					1	Mid	21.98	27.48
					1	High	21.99	27.45
					12	Low	20.97	27.46
					12	High	20.77	27.25
					25	Low	20.84	27.93
	5.0 MHz	23825	713.5	QPSK	1	Low	22.75	28.06
					1	Mid	22.90	27.91
					1	High	22.71	27.39
12					Low	21.77	27.30	
12					High	21.80	27.40	
25					Low	21.78	27.88	
16QAM				1	Low	21.59	27.17	
				1	Mid	21.78	27.18	
				1	High	21.63	26.85	
				12	Low	20.78	27.83	
				12	High	20.82	27.66	
				25	Low	20.90	28.01	

OUTPUT POWER FOR LTE BAND 17 (10.0MHZ)

Band	Band Width	Channel	Frequency (MHz)	Modulation	RB Configuration		Average Power(dBm)	Peak Power(dBm)
					RB Size	RB Offset		
Band 17	10.0 MHz	23780	709.0	QPSK	1	Low	22.80	27.44
					1	Mid	22.96	27.48
					1	High	22.84	27.39
					25	Low	21.91	27.78
					25	High	21.82	27.86
					50	Low	21.87	28.04
				16QAM	1	Low	21.96	27.95
					1	Mid	21.98	27.94
					1	High	21.95	27.91
					25	Low	20.96	27.85
					25	High	20.87	27.67
					50	Low	20.92	28.25
	10.0 MHz	23790	710.0	QPSK	1	Low	22.79	27.50
					1	Mid	23.00	27.66
					1	High	22.80	27.34
					25	Low	21.99	28.13
					25	High	21.84	28.10
					50	Low	21.97	28.09
				16QAM	1	Low	21.76	26.96
					1	Mid	21.96	27.17
					1	High	21.78	26.91
					25	Low	20.97	27.84
					25	High	20.97	27.88
					50	Low	20.99	28.43
	10.0 MHz	23800	711.0	QPSK	1	Low	22.83	27.58
					1	Mid	22.99	27.73
					1	High	22.80	27.17
25					Low	21.96	27.89	
25					High	21.89	27.68	
50					Low	21.96	28.01	
16QAM				1	Low	21.91	26.72	
				1	Mid	21.97	26.91	
				1	High	21.91	26.57	
				25	Low	20.98	28.07	
				25	High	20.93	27.89	
				50	Low	21.00	27.81	

4.7 LTE BAND 25

OUTPUT POWER FOR LTE BAND 25 (1.4MHZ)

Band	Band Width	Channel	Frequency (MHz)	Modulation	RB Configuration		Average Power(dBm)	Peak Power(dBm)
					RB Size	RB Offset		
Band 25	1.4MHz	26047	1850.7	QPSK	1	Low	22.98	27.98
					1	Mid	22.99	28.18
					1	High	22.86	28.11
					3	Low	22.95	28.28
					3	High	22.89	28.35
					6	Low	21.90	27.67
				16QAM	1	Low	21.99	27.11
					1	Mid	21.97	27.31
					1	High	21.96	27.11
					3	Low	21.89	28.34
					3	High	21.92	28.37
					6	Low	20.98	27.91
	1.4MHz	26365	1882.5	QPSK	1	Low	22.84	28.43
					1	Mid	22.97	28.59
					1	High	22.83	28.48
					3	Low	22.98	28.72
					3	High	22.96	28.76
					6	Low	21.92	28.50
				16QAM	1	Low	21.84	27.95
					1	Mid	21.98	28.18
					1	High	21.81	27.94
					3	Low	21.98	28.43
					3	High	21.95	28.39
					6	Low	20.95	28.57
	1.4MHz	26683	1914.3	QPSK	1	Low	22.83	27.06
					1	Mid	22.97	27.13
					1	High	22.84	27.05
3					Low	22.95	27.45	
3					High	22.92	27.43	
6					Low	21.92	27.40	
16QAM				1	Low	21.82	26.73	
				1	Mid	21.95	26.86	
				1	High	21.85	26.77	
				3	Low	21.94	27.44	
				3	High	21.95	27.31	
				6	Low	20.88	27.23	

OUTPUT POWER FOR LTE BAND 25 (3.0MHZ)

Band	Band Width	Channel	Frequency (MHz)	Modulation	RB Configuration		Average Power(dBm)	Peak Power(dBm)
					RB Size	RB Offset		
Band 25	3.0 MHz	26055	1851.5	QPSK	1	Low	22.88	27.79
					1	Mid	22.84	27.85
					1	High	22.85	27.85
					8	Low	21.85	27.90
					8	High	21.85	27.96
					15	Low	21.85	28.03
				16QAM	1	Low	21.98	28.34
					1	Mid	21.95	28.42
					1	High	21.93	28.48
					8	Low	20.96	27.86
					8	High	20.97	27.95
					15	Low	21.00	28.16
	3.0 MHz	26365	1882.5	QPSK	1	Low	22.91	28.12
					1	Mid	22.89	28.17
					1	High	22.87	28.18
					8	Low	21.87	28.33
					8	High	21.86	28.34
					15	Low	21.86	28.55
				16QAM	1	Low	21.93	27.45
					1	Mid	21.96	27.53
					1	High	21.91	27.45
					8	Low	21.00	27.66
					8	High	20.99	27.40
					15	Low	20.97	28.01
	3.0 MHz	26675	1913.5	QPSK	1	Low	22.87	27.28
					1	Mid	22.86	27.14
					1	High	22.83	27.09
8					Low	21.89	27.53	
8					High	21.81	27.44	
15					Low	21.86	27.24	
16QAM				1	Low	22.00	26.71	
				1	Mid	21.96	26.65	
				1	High	21.95	26.65	
				8	Low	20.92	27.22	
				8	High	20.84	27.12	
				15	Low	20.84	27.80	

OUTPUT POWER FOR LTE BAND 25 (5.0MHZ)

Band	Band Width	Channel	Frequency (MHz)	Modulation	RB Configuration		Average Power(dBm)	Peak Power(dBm)
					RB Size	RB Offset		
Band 25	5.0 MHz	26065	1852.5	QPSK	1	Low	22.82	28.45
					1	Mid	22.94	28.54
					1	High	22.82	28.45
					12	Low	21.86	27.83
					12	High	21.93	28.02
					25	Low	21.89	28.36
				16QAM	1	Low	21.70	27.58
					1	Mid	21.83	27.73
					1	High	21.71	27.63
					12	Low	20.82	28.24
					12	High	20.92	28.20
					25	Low	20.96	28.02
	5.0 MHz	26365	1882.5	QPSK	1	Low	22.80	28.21
					1	Mid	22.90	28.39
					1	High	22.77	28.33
					12	Low	21.90	28.03
					12	High	21.84	27.84
					25	Low	21.87	28.42
				16QAM	1	Low	21.90	28.22
					1	Mid	22.00	28.39
					1	High	21.86	28.32
					12	Low	20.83	27.83
					12	High	20.89	27.99
					25	Low	20.95	28.90
	5.0 MHz	26665	1912.5	QPSK	1	Low	22.79	27.50
					1	Mid	22.90	27.20
					1	High	22.77	27.10
12					Low	21.91	27.85	
12					High	21.67	27.45	
25					Low	21.83	28.08	
16QAM				1	Low	21.96	27.43	
				1	Mid	21.98	27.15	
				1	High	21.95	27.08	
				12	Low	20.95	27.40	
				12	High	20.79	27.20	
				25	Low	20.83	27.67	

OUTPUT POWER FOR LTE BAND 25 (10.0MHZ)

Band	Band Width	Channel	Frequency (MHz)	Modulation	RB Configuration		Average Power(dBm)	Peak Power(dBm)
					RB Size	RB Offset		
Band 25	10.0 MHz	26090	1855	QPSK	1	Low	22.83	27.77
					1	Mid	23.00	27.92
					1	High	22.81	27.66
					25	Low	21.85	28.24
					25	High	21.96	28.31
					50	Low	21.97	28.36
				16QAM	1	Low	21.97	28.34
					1	Mid	21.99	28.46
					1	High	21.93	28.23
					25	Low	20.95	28.24
					25	High	20.98	28.16
					50	Low	20.96	28.64
	10.0 MHz	26365	1882.5	QPSK	1	Low	22.83	27.99
					1	Mid	22.98	28.28
					1	High	22.90	28.08
					25	Low	21.92	28.64
					25	High	22.00	28.71
					50	Low	21.97	28.43
				16QAM	1	Low	21.87	27.41
					1	Mid	22.00	27.66
					1	High	21.84	27.36
					25	Low	20.93	28.52
					25	High	20.96	28.50
					50	Low	20.98	29.05
	10.0 MHz	26640	1910	QPSK	1	Low	22.86	28.06
					1	Mid	22.94	27.72
					1	High	22.81	27.20
25					Low	21.83	27.93	
25					High	21.78	27.49	
50					Low	21.81	27.99	
16QAM				1	Low	21.99	27.12	
				1	Mid	21.95	27.04	
				1	High	21.97	26.65	
				25	Low	20.90	28.32	
				25	High	20.82	27.67	
				50	Low	20.90	27.65	

OUTPUT POWER FOR LTE BAND 25 (15.0MHZ)

Band	Band Width	Channel	Frequency (MHz)	Modulation	RB Configuration		Average Power(dBm)	Peak Power(dBm)
					RB Size	RB Offset		
Band 25	15.0 MHz	26115	1857.5	QPSK	1	Low	22.79	27.78
					1	Mid	22.85	27.72
					1	High	22.78	27.45
					36	Low	21.82	28.08
					36	High	21.98	28.07
					75	Low	21.91	28.90
				16QAM	1	Low	21.98	28.42
					1	Mid	21.96	28.31
					1	High	21.93	27.93
					36	Low	20.86	28.44
					36	High	20.98	28.32
					75	Low	20.94	28.38
	15.0 MHz	26365	1882.5	QPSK	1	Low	22.81	27.62
					1	Mid	22.81	27.96
					1	High	22.76	27.73
					36	Low	21.85	28.38
					36	High	21.96	28.51
					75	Low	21.92	28.80
				16QAM	1	Low	21.95	27.40
					1	Mid	21.97	27.63
					1	High	21.98	27.41
					36	Low	20.88	28.48
					36	High	20.92	28.57
					75	Low	20.92	28.56
	15.0 MHz	26615	1907.5	QPSK	1	Low	22.74	27.59
					1	Mid	22.86	28.00
					1	High	22.73	27.15
36					Low	21.90	28.25	
36					High	21.88	27.78	
75					Low	21.89	28.68	
16QAM				1	Low	21.93	26.90	
				1	Mid	22.00	27.07	
				1	High	21.92	26.62	
				36	Low	20.95	28.58	
				36	High	20.88	28.06	
				75	Low	20.95	28.42	

OUTPUT POWER FOR LTE BAND 25 (20.0MHZ)

Band	Band Width	Channel	Frequency (MHz)	Modulation	RB Configuration		Average Power(dBm)	Peak Power(dBm)
					RB Size	RB Offset		
Band 25	20.0 MHz	26140	1860	QPSK	1	Low	22.73	28.07
					1	Mid	22.94	27.92
					1	High	22.73	27.56
					50	Low	21.77	28.21
					50	High	21.79	27.96
					100	Low	21.77	28.37
				16QAM	1	Low	21.99	27.94
					1	Mid	21.96	27.83
					1	High	21.98	27.46
					50	Low	20.80	28.29
					50	High	20.89	28.00
					100	Low	20.84	28.38
	20.0 MHz	26365	1882.5	QPSK	1	Low	22.81	27.54
					1	Mid	22.97	28.15
					1	High	22.97	27.68
					50	Low	21.94	28.34
					50	High	21.96	28.47
					100	Low	22.00	28.74
				16QAM	1	Low	21.98	27.84
					1	Mid	21.97	28.58
					1	High	21.98	28.05
					50	Low	21.00	28.40
					50	High	20.97	28.48
					100	Low	21.00	28.68
	20.0 MHz	26590	1905	QPSK	1	Low	22.73	27.39
					1	Mid	22.98	27.96
					1	High	22.99	27.13
50					Low	21.93	28.12	
50					High	21.91	27.89	
100					Low	21.95	28.52	
16QAM				1	Low	21.94	27.33	
				1	Mid	21.95	27.99	
				1	High	21.96	27.08	
				50	Low	20.98	28.49	
				50	High	20.95	28.41	
				100	Low	20.98	28.83	

5. OCCUPIED BANDWIDTH

RULE PART(S)

FCC: §2.1049

LIMITS

For reporting purposes only

TEST PROCEDURE

The transmitter output was connected to a calibrated coaxial cable and coupler, the other end of which was connected to a spectrum analyzer. The occupied bandwidth was measured with the spectrum analyzer at the low, middle and high channel in each band. The -26dB bandwidth was also measured and recorded.

MODES TESTED

- LTE Band 2
- LTE Band 4
- LTE Band 5
- LTE Band 12
- LTE Band 17
- LTE Band 25

RESULTS

PASS

Test results:

Band	Mode	RB Size/RB Offset	Frequency (MHz)	99% Occupied Bandwidth (MHz)	-26dBc Occupied Bandwidth (MHz)
LTE Band 2	1.4MHz BW QPSK	6/0	1880.0	1.08	1.24
	1.4MHz BW 16QAM	6/0	1880.0	1.08	1.26
	3.0MHz BW QPSK	15/0	1880.0	2.69	2.87
	3.0MHz BW 16QAM	15/0	1880.0	2.69	2.86
	5.0MHz BW QPSK	25/0	1880.0	4.49	4.78
	5.0MHz BW 16QAM	25/0	1880.0	4.49	4.77
	10.0MHz BW QPSK	50/0	1880.0	8.98	9.49
	10.0MHz BW 16QAM	50/0	1880.0	8.97	9.50
	15.0MHz BW QPSK	75/0	1880.0	13.47	14.21
	15.0MHz BW 16QAM	75/0	1880.0	13.47	14.22
	20.0MHz BW QPSK	100/0	1880.0	17.99	19.01
	20.0MHz BW 16QAM	100/0	1880.0	17.98	19.01

Band	Mode	RB Size/RB Offset	Frequency (MHz)	99% Occupied Bandwidth (MHz)	-26dBc Occupied Bandwidth (MHz)
LTE Band 4	1.4MHz BW QPSK	6/0	1732.5	1.08	1.24
	1.4MHz BW 16QAM	6/0	1732.5	1.08	1.26
	3.0MHz BW QPSK	15/0	1732.5	2.69	2.87
	3.0MHz BW 16QAM	15/0	1732.5	2.69	2.86
	5.0MHz BW QPSK	25/0	1732.5	4.49	4.78
	5.0MHz BW 16QAM	25/0	1732.5	4.49	4.77
	10.0MHz BW QPSK	50/0	1732.5	8.98	9.50
	10.0MHz BW 16QAM	50/0	1732.5	8.97	9.49
	15.0MHz BW QPSK	75/0	1732.5	13.46	14.23
	15.0MHz BW 16QAM	75/0	1732.5	13.46	14.22
	20.0MHz BW QPSK	100/0	1732.5	17.96	19.00
	20.0MHz BW 16QAM	100/0	1732.5	17.95	19.00

Band	Mode	RB Size/RB Offset	Frequency (MHz)	99% Occupied Bandwidth (MHz)	-26dBc Occupied Bandwidth (MHz)
LTE Band 5	1.4MHz BW QPSK	6/0	836.5	1.08	1.24
	1.4MHz BW 16QAM	6/0	836.5	1.08	1.26
	3.0MHz BW QPSK	15/0	836.5	2.69	2.87
	3.0MHz BW 16QAM	15/0	836.5	2.69	2.87
	5.0MHz BW QPSK	25/0	836.5	4.49	4.78
	5.0MHz BW 16QAM	25/0	836.5	4.49	4.76
	10.0MHz BW QPSK	50/0	836.5	8.96	9.49
	10.0MHz BW 16QAM	50/0	836.5	8.96	9.48

Band	Mode	RB Size/RB Offset	Frequency (MHz)	99% Occupied Bandwidth (MHz)	-26dBc Occupied Bandwidth (MHz)
LTE Band 12	1.4MHz BAND QPSK	6/0	707.5	1.08	1.24
	1.4MHz BAND 16QAM	6/0	707.5	1.08	1.26
	3.0MHz BAND QPSK	15/0	707.5	2.69	2.86
	3.0MHz BAND 16QAM	15/0	707.5	2.68	2.86
	5.0MHz BAND QPSK	25/0	707.5	4.49	4.86
	5.0MHz BAND 16QAM	25/0	707.5	4.48	4.83
	10.0MHz BAND QPSK	50/0	707.5	8.95	9.53
	10.0MHz BAND 16QAM	50/0	707.5	8.95	9.51

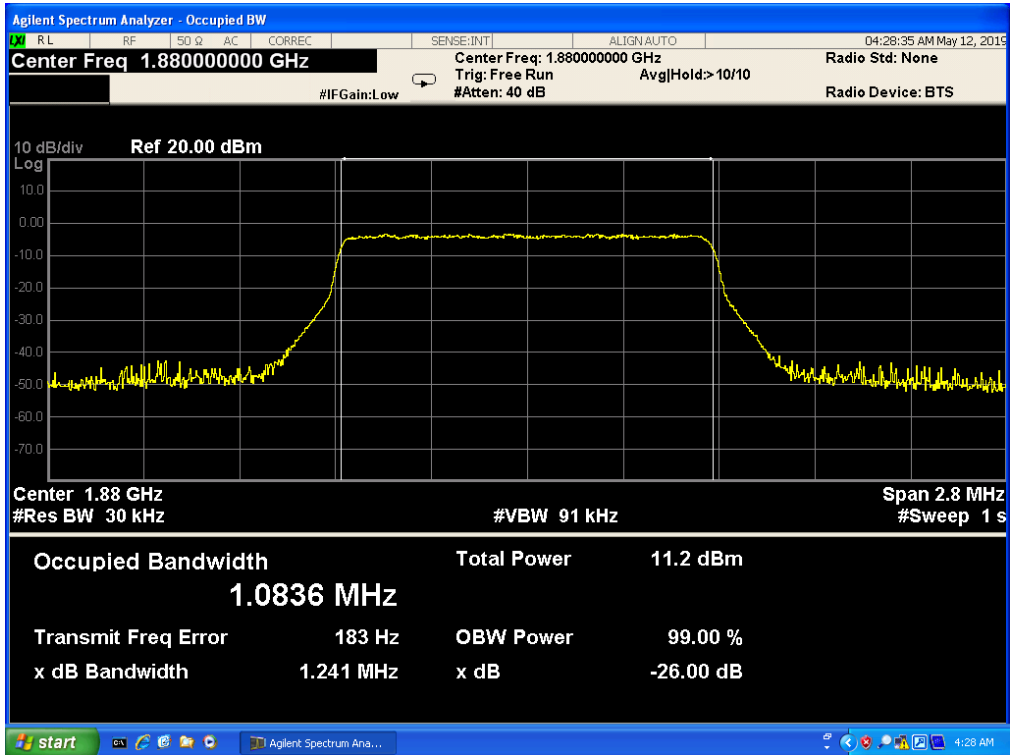
Band	Mode	RB Size/RB Offset	Frequency (MHz)	99% Occupied Bandwidth (MHz)	-26dBc Occupied Bandwidth (MHz)
LTE Band 17	5.0MHz BAND QPSK	25/0	710.0	4.49	4.88
	5.0MHz BAND 16QAM	25/0	710.0	4.49	4.84
	10.0MHz BAND QPSK	50/0	710.0	8.98	9.55
	10.0MHz BAND 16QAM	50/0	710.0	8.97	9.53

Band	Mode	RB Size/RB Offset	Frequency (MHz)	99% Occupied Bandwidth (MHz)	-26dBc Occupied Bandwidth (MHz)
LTE Band 25	1.4MHz BW QPSK	6/0	1882.5	1.08	1.24
	1.4MHz BW 16QAM	6/0	1882.5	1.08	1.26
	3.0MHz BW QPSK	15/0	1882.5	2.69	2.87
	3.0MHz BW 16QAM	15/0	1882.5	2.69	2.86
	5.0MHz BW QPSK	25/0	1882.5	4.49	4.91
	5.0MHz BW 16QAM	25/0	1882.5	4.49	4.84
	10.0MHz BW QPSK	50/0	1882.5	8.98	9.55
	10.0MHz BW 16QAM	50/0	1882.5	8.97	9.53
	15.0MHz BW QPSK	75/0	1882.5	13.46	14.25
	15.0MHz BW 16QAM	75/0	1882.5	13.46	14.25
	20.0MHz BW QPSK	100/0	1882.5	17.97	19.02
20.0MHz BW 16QAM	100/0	1882.5	17.97	19.01	

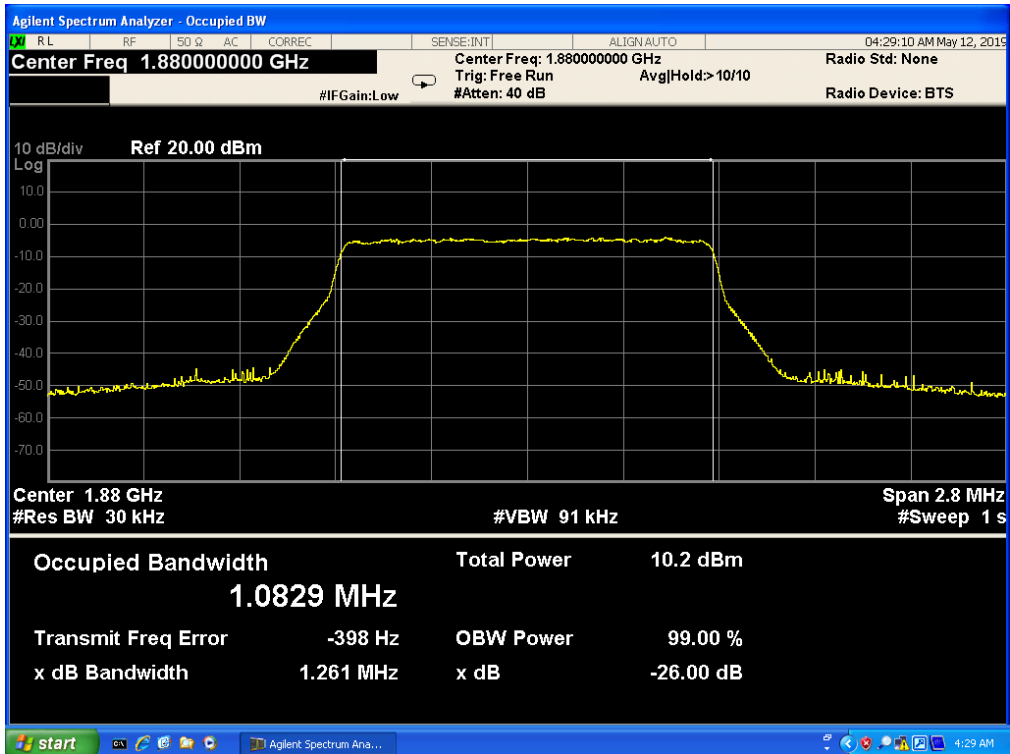
Note: This test was only measured at maximum RB allocation and at CENTER of band for each LTE BW

5.1 LTE BAND 2

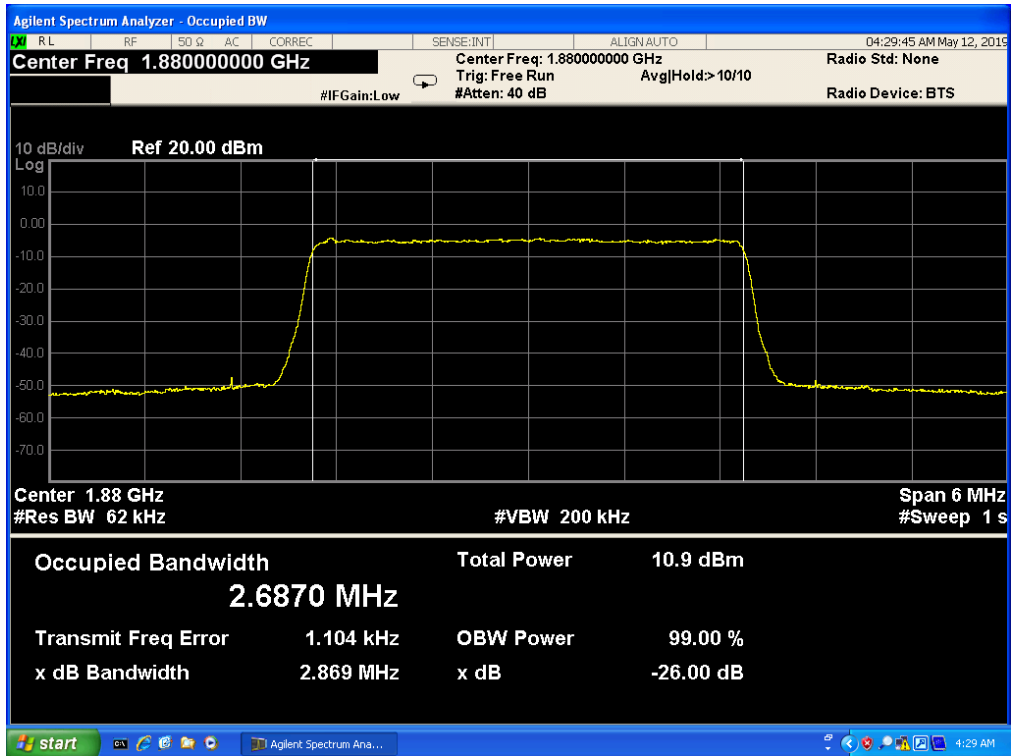
Band 2,UL Channel 18900,UL Frequency 1880.0,BW 1.4,NO. RB 6,RB POS. Low,QPSK



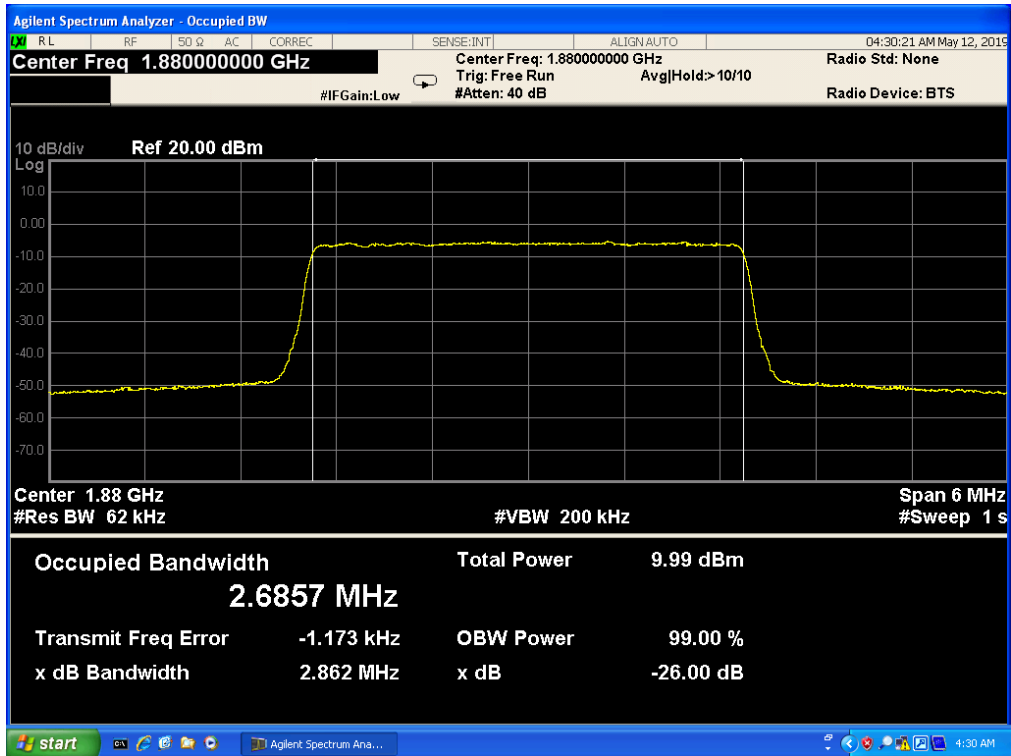
Band 2,UL Channel 18900,UL Frequency 1880.0,BW 1.4,NO. RB 6,RB POS. Low,16-QAM



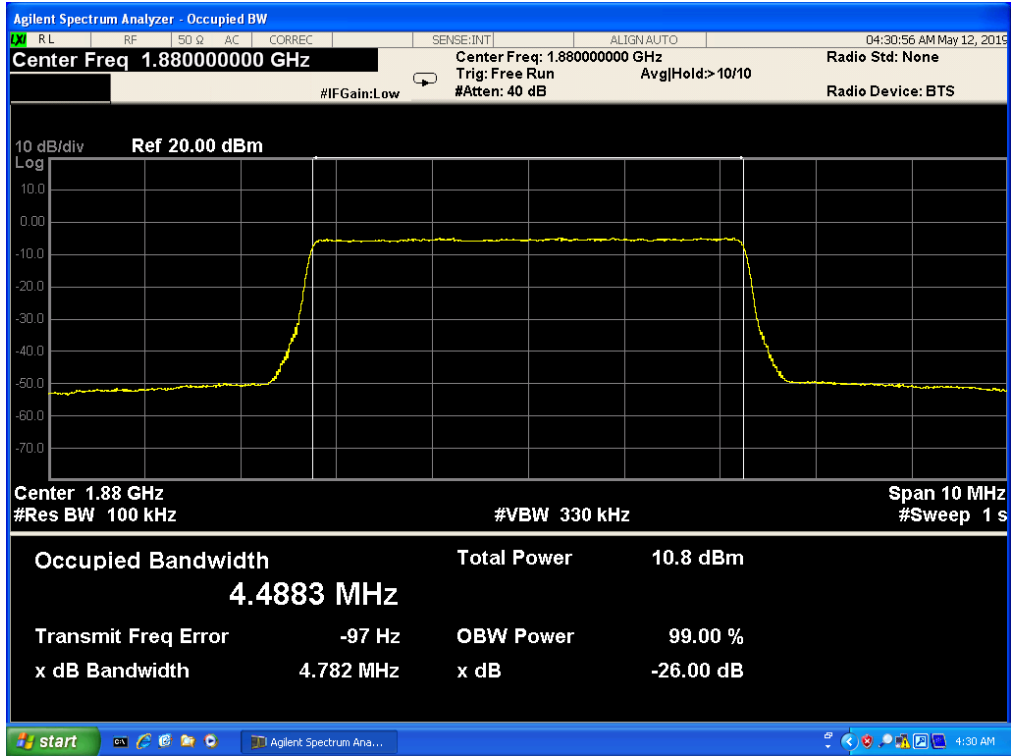
Band 2,UL Channel 1890,UL Frequency 1880.0,BW 3.0,NO. RB 15,RB POS. Low,QPSK



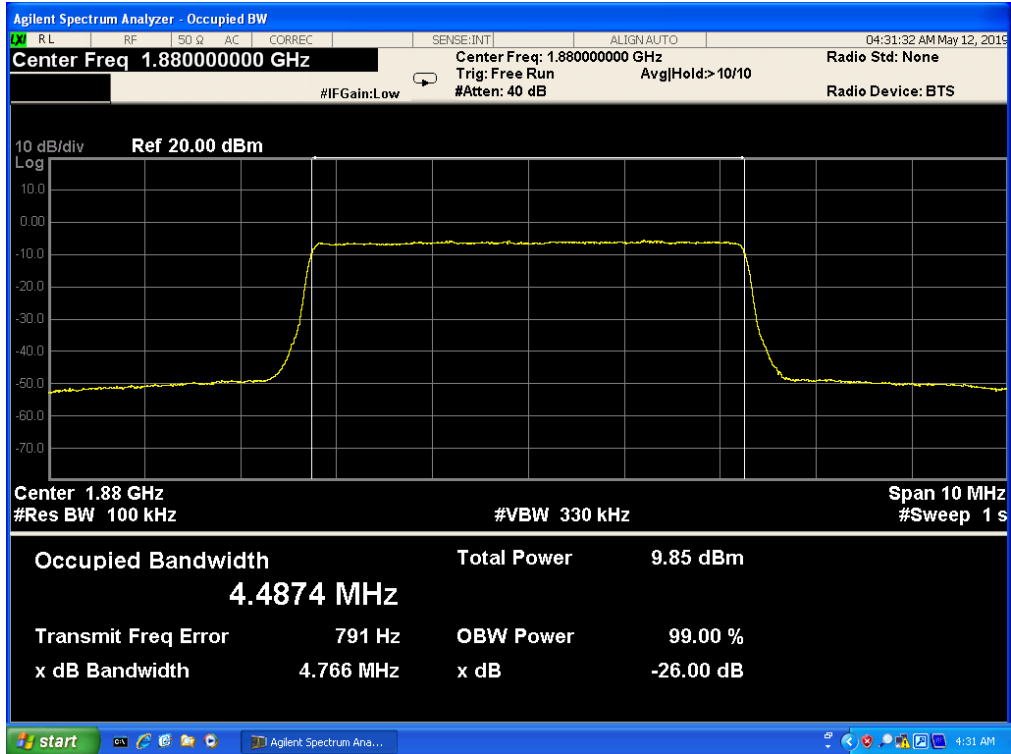
Band 2,UL Channel 1890,UL Frequency 1880.0,BW 3.0,NO. RB 15,RB POS. Low,16-QAM



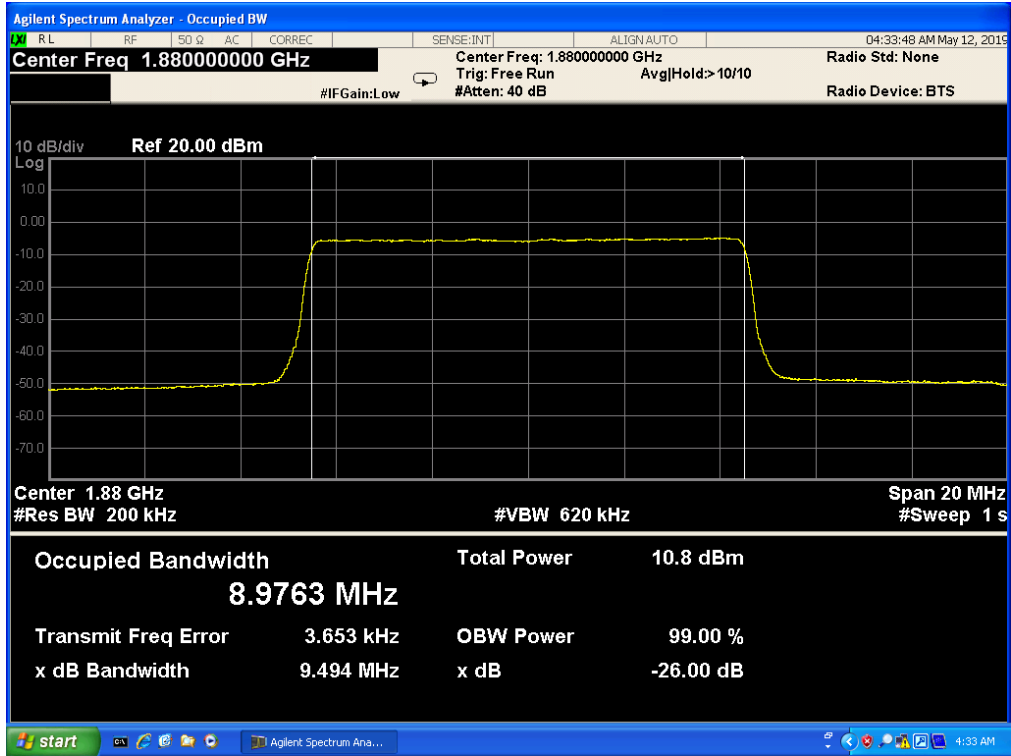
Band 2,UL Channel 1890,UL Frequency 1880.0,BW 5.0,NO. RB 25,RB POS. Low,QPSK



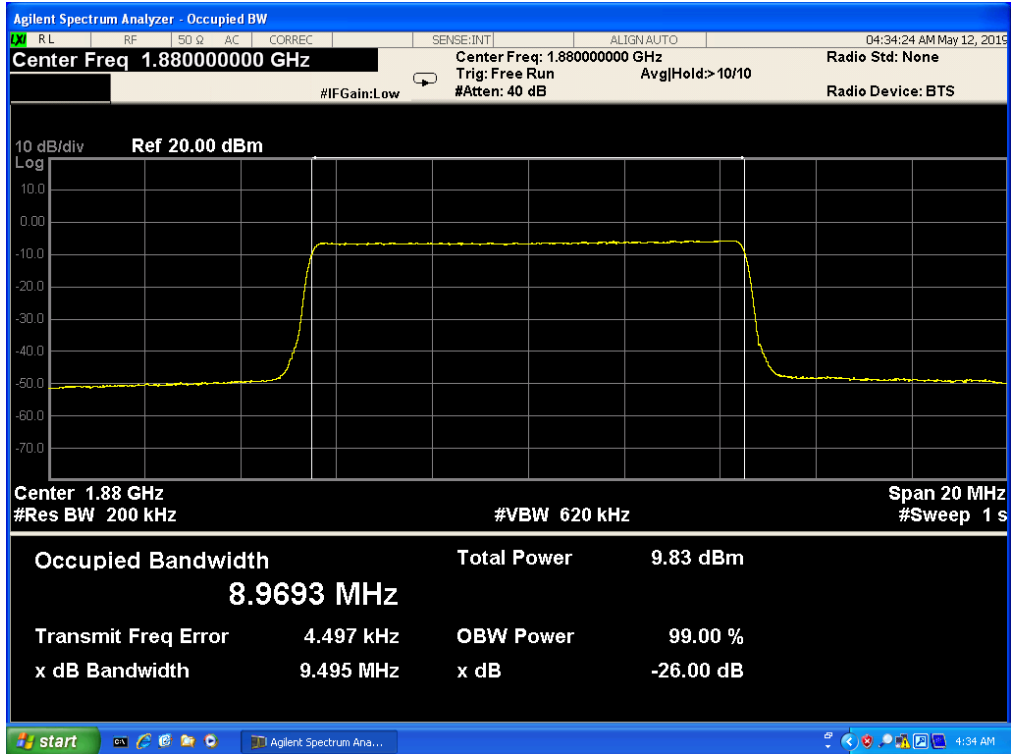
Band 2,UL Channel 1890,UL Frequency 1880.0,BW 5.0,NO. RB 25,RB POS. Low,16-QAM



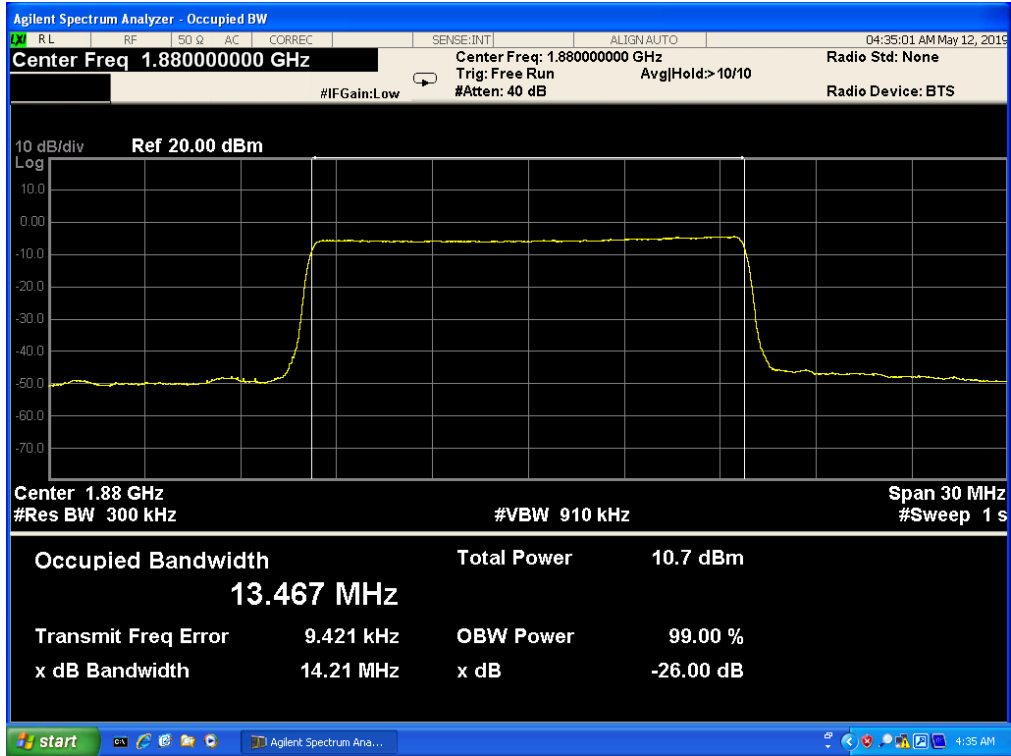
Band 2,UL Channel 18900,UL Frequency 1880.0,BW 10.0,NO. RB 50,RB POS. Low,QPSK



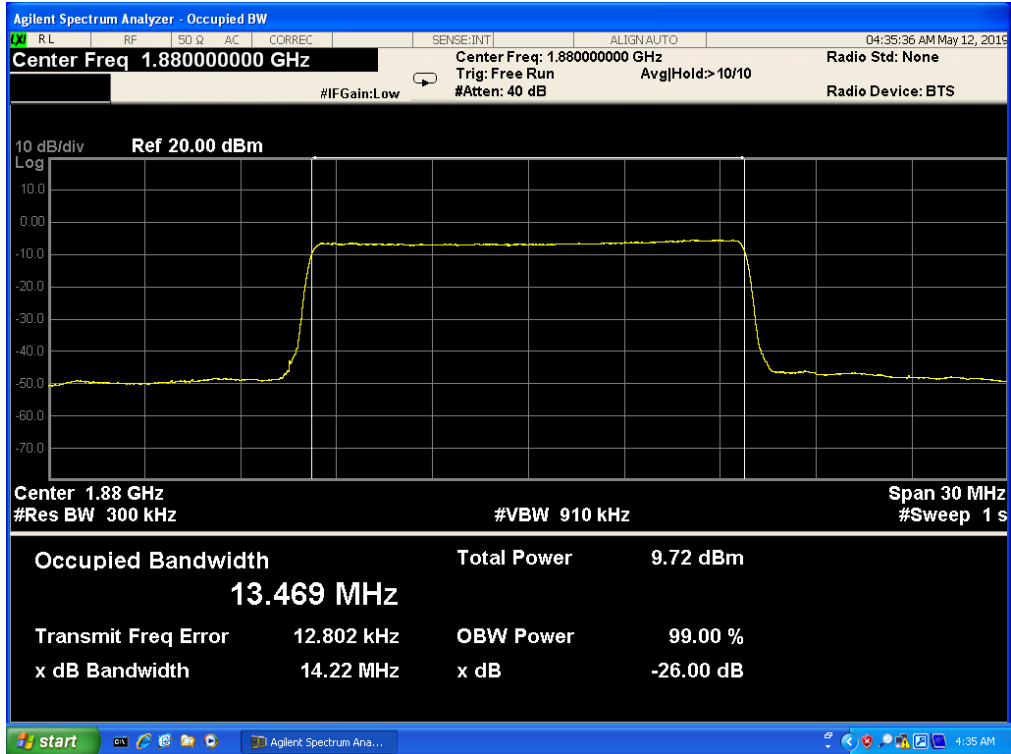
Band 2,UL Channel 18900,UL Frequency 1880.0,BW 10.0,NO. RB 50,RB POS. Low,16-QAM



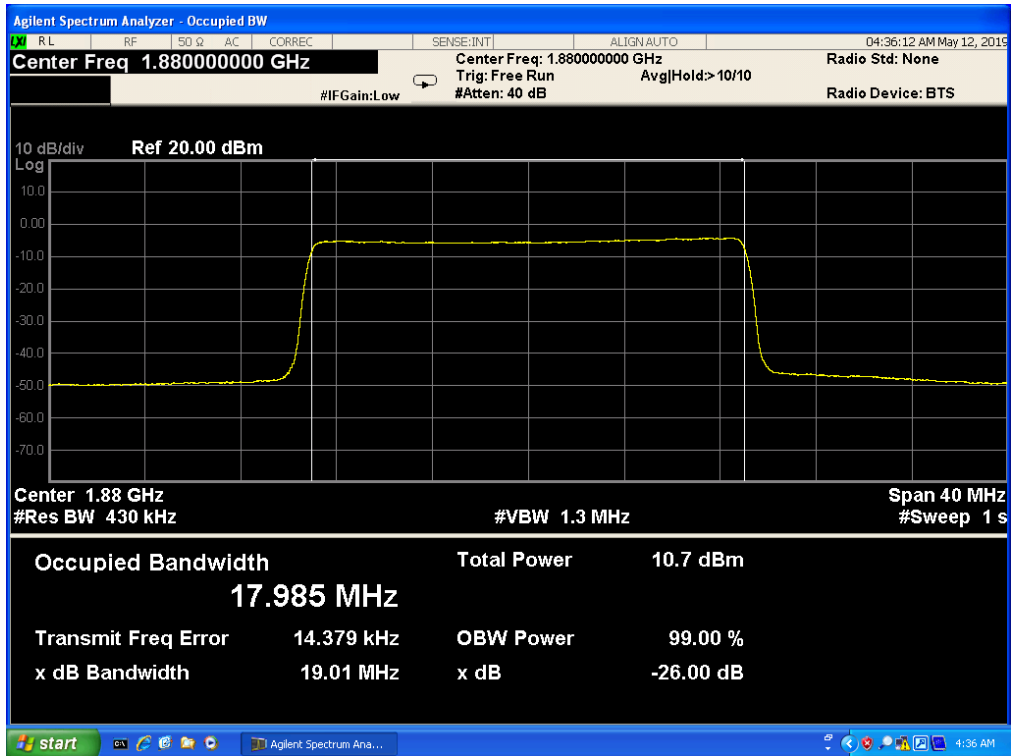
Band 2,UL Channel 18900,UL Frequency 1880.0,BW 15.0,NO. RB 75,RB POS. Low,QPSK



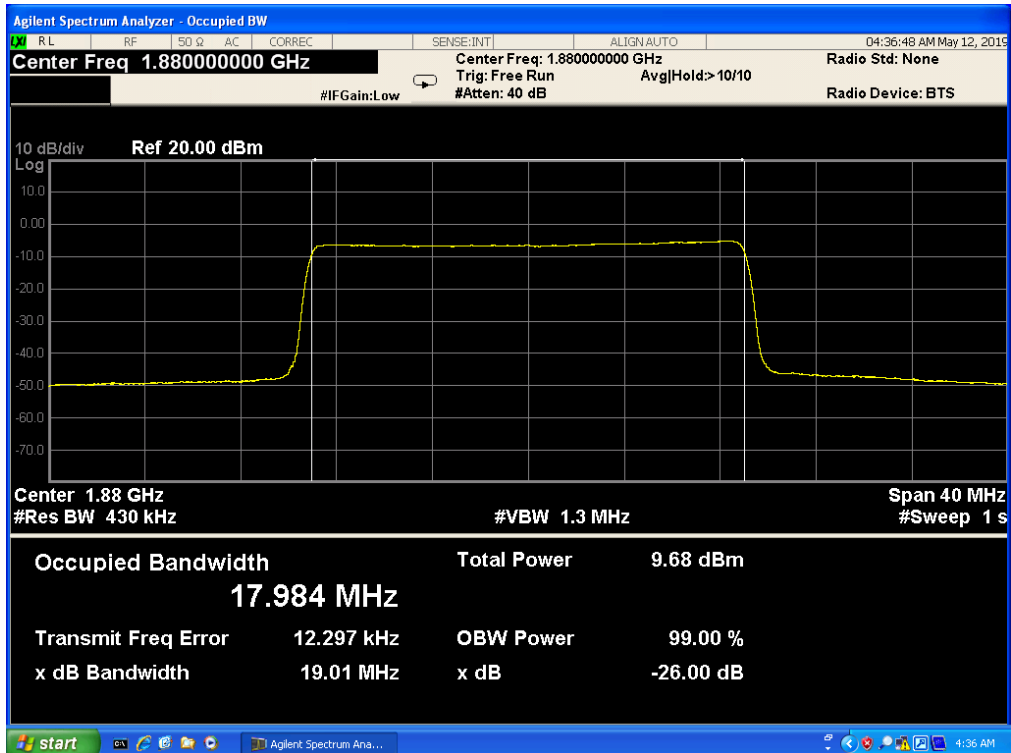
Band 2,UL Channel 18900,UL Frequency 1880.0,BW 15.0,NO. RB 75,RB POS. Low,16-QAM



Band 2,UL Channel 1890,UL Frequency 1880.0,BW 20.0,NO. RB 100,RB POS. Low,QPSK

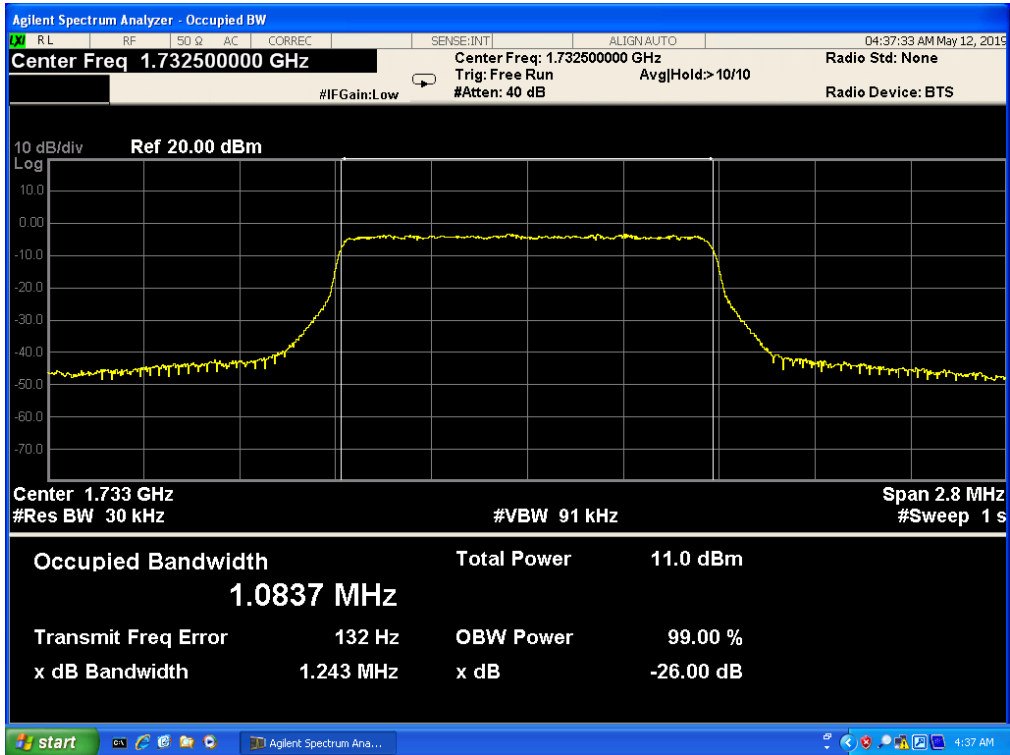


Band 2,UL Channel 1890,UL Frequency 1880.0,BW 20.0,NO. RB 100,RB POS. Low,16-QAM

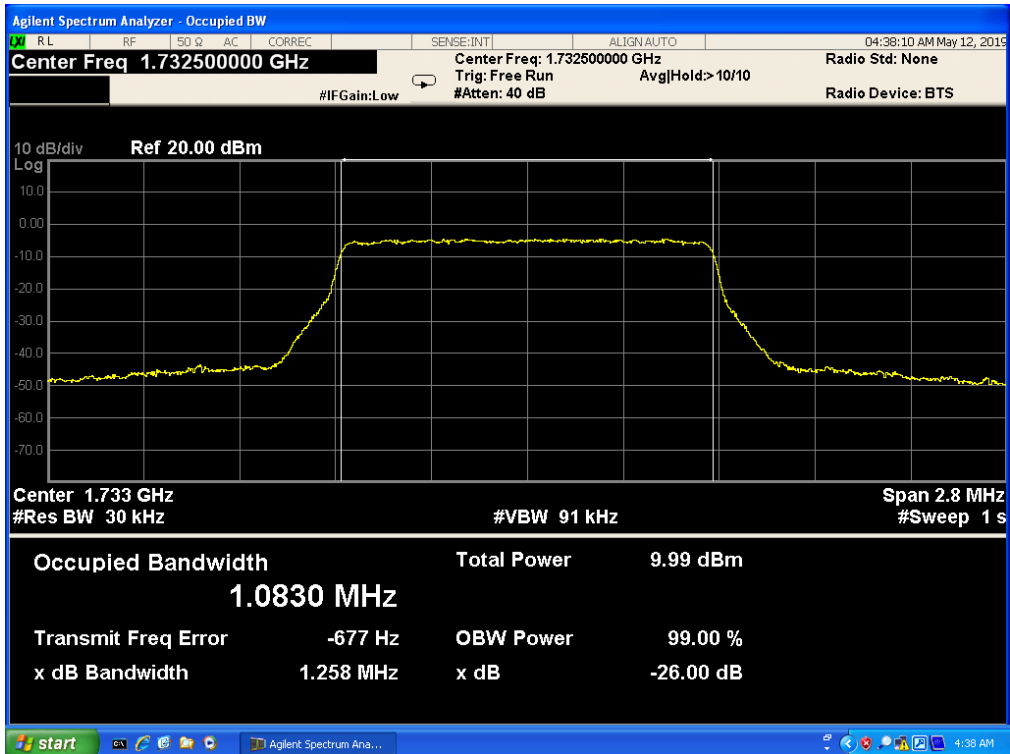


5.2 LTE BAND 4

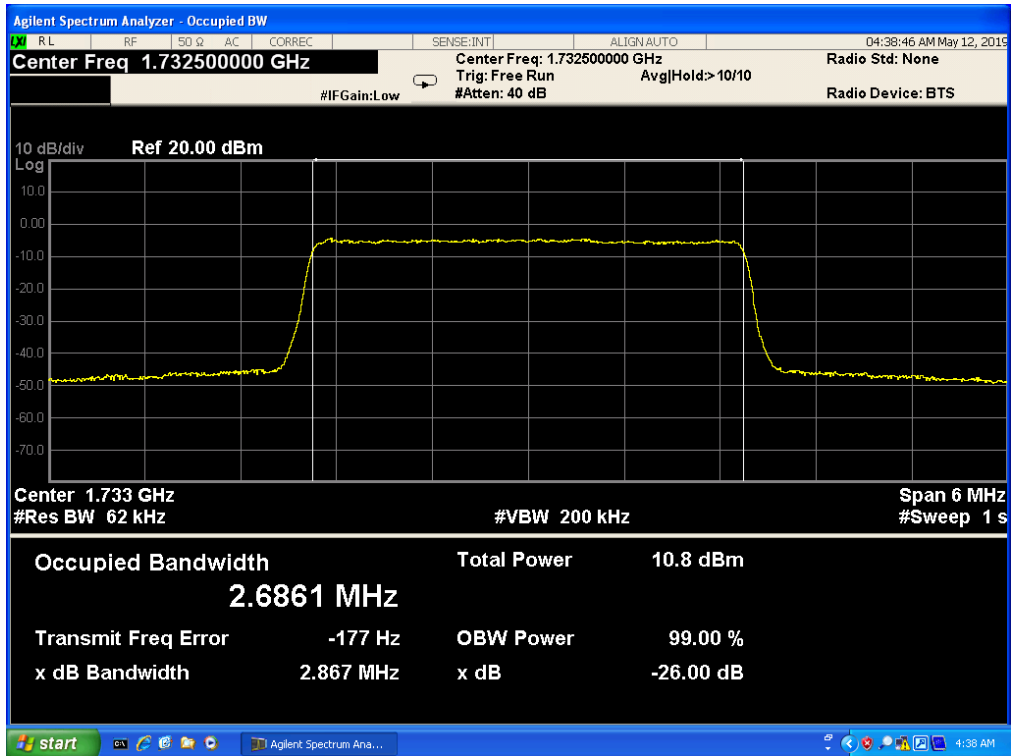
Band 4,UL Channel 20175,UL Frequency 1732.5,BW 1.4,NO. RB 6,RB POS. Low,QPSK



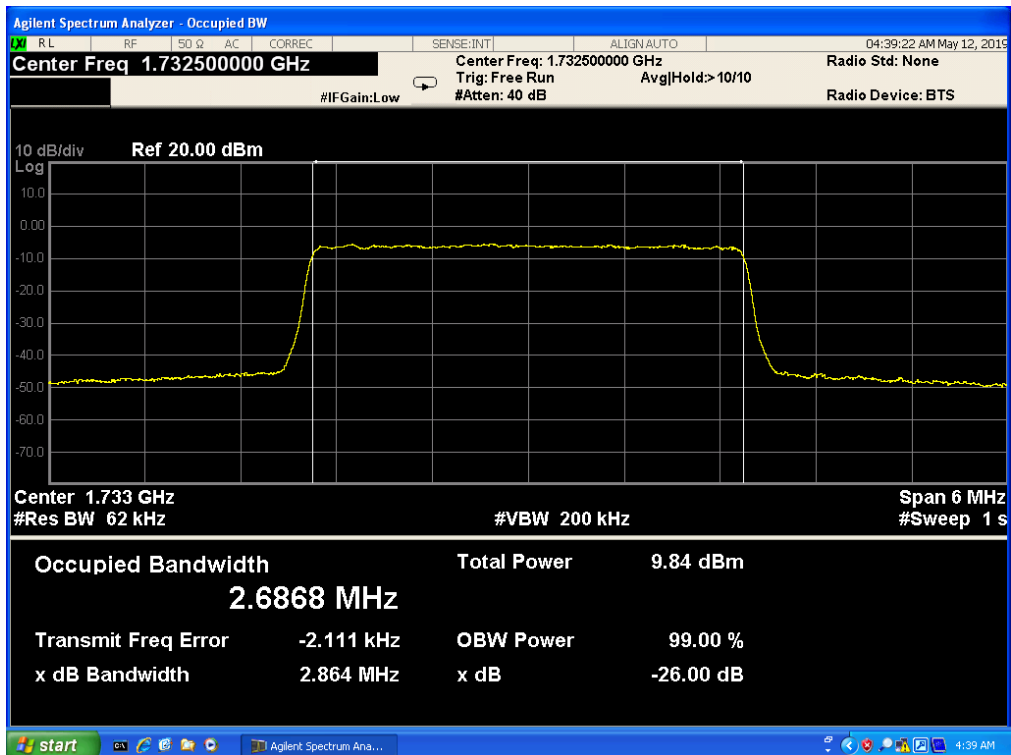
Band 4,UL Channel 20175,UL Frequency 1732.5,BW 1.4,NO. RB 6,RB POS. Low,16-QAM



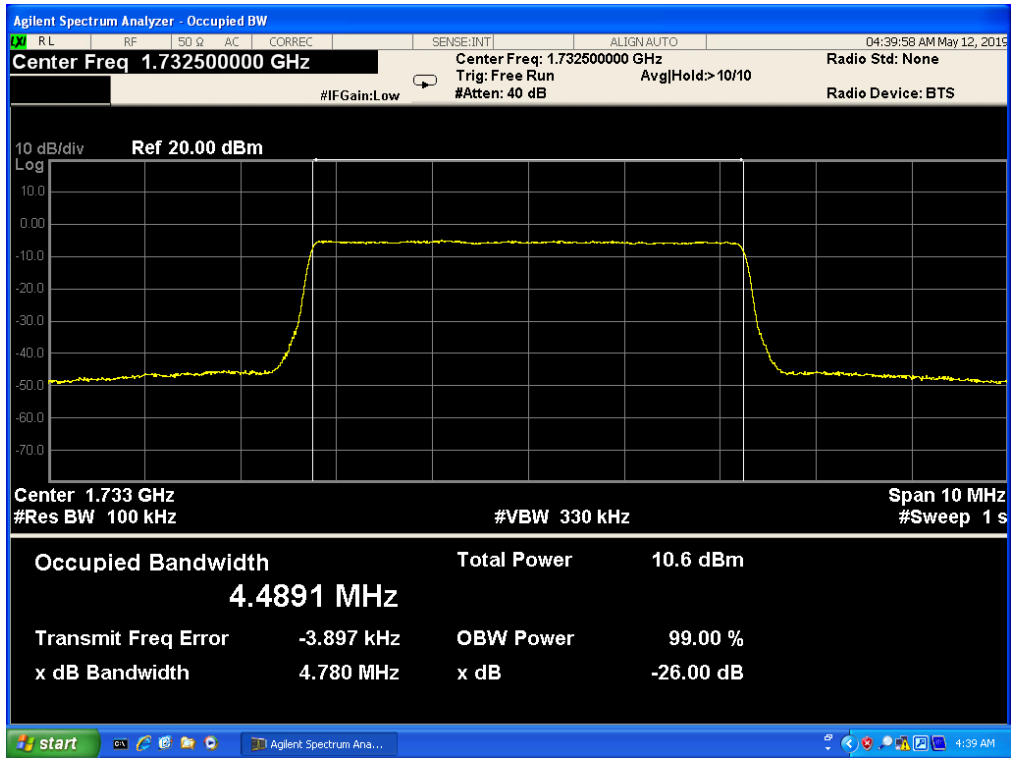
Band 4,UL Channel 20175,UL Frequency 1732.5,BW 3.0,NO. RB 15,RB POS. Low,QPSK



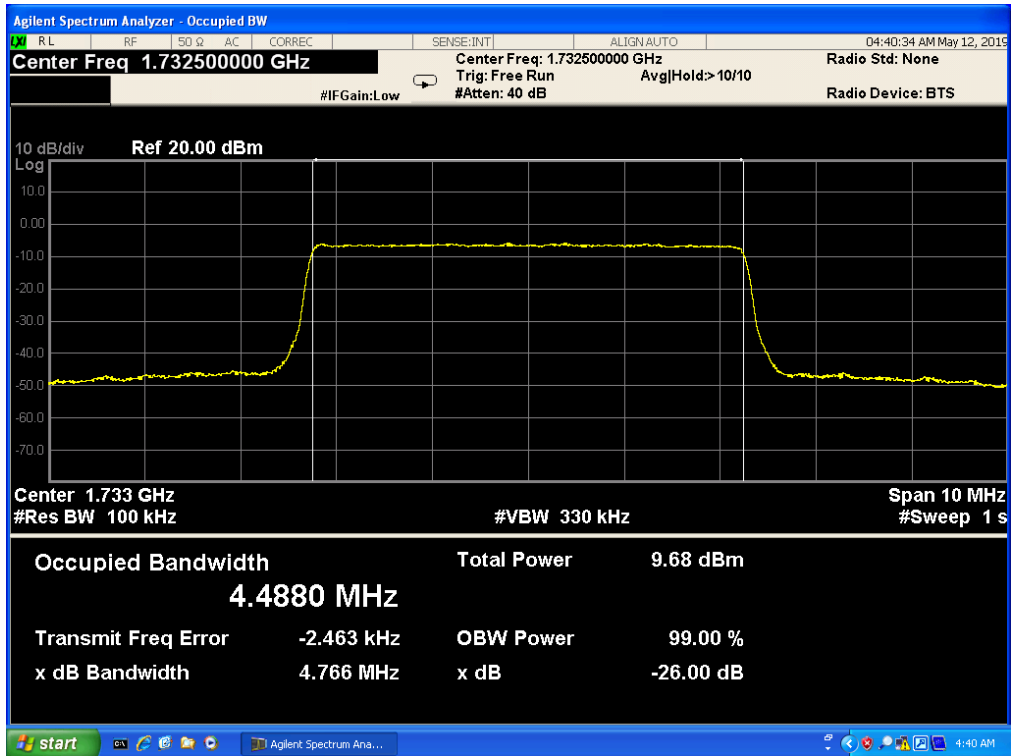
Band 4,UL Channel 20175,UL Frequency 1732.5,BW 3.0,NO. RB 15,RB POS. Low,16-QAM



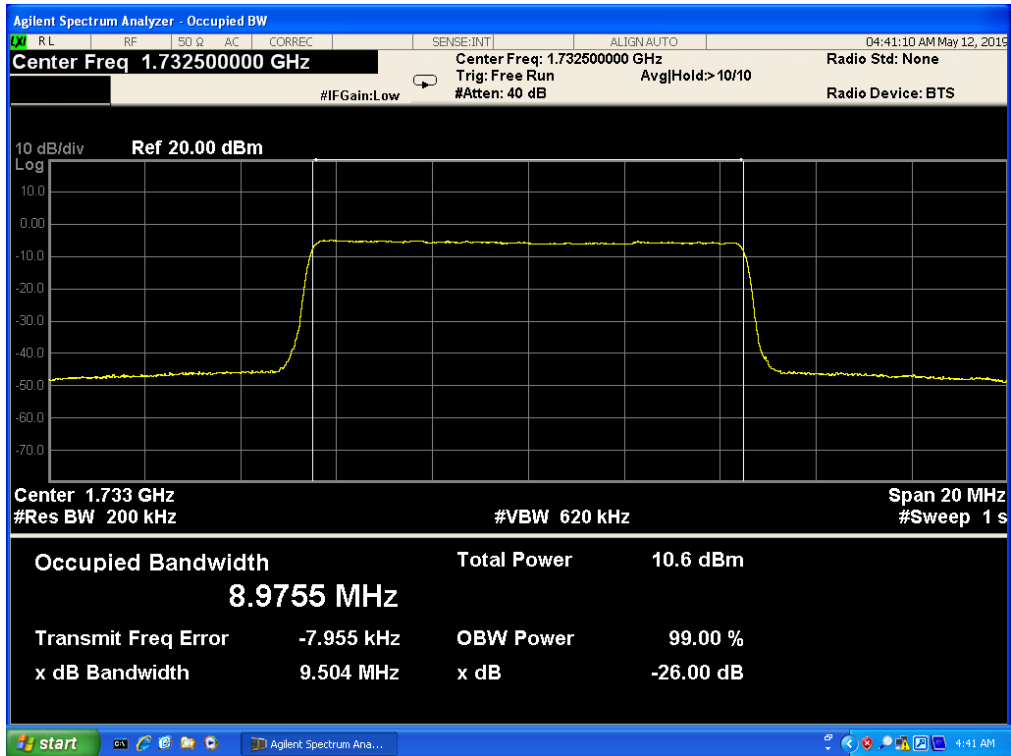
Band 4,UL Channel 20175,UL Frequency 1732.5,BW 5.0,NO. RB 25,RB POS. Low,QPSK



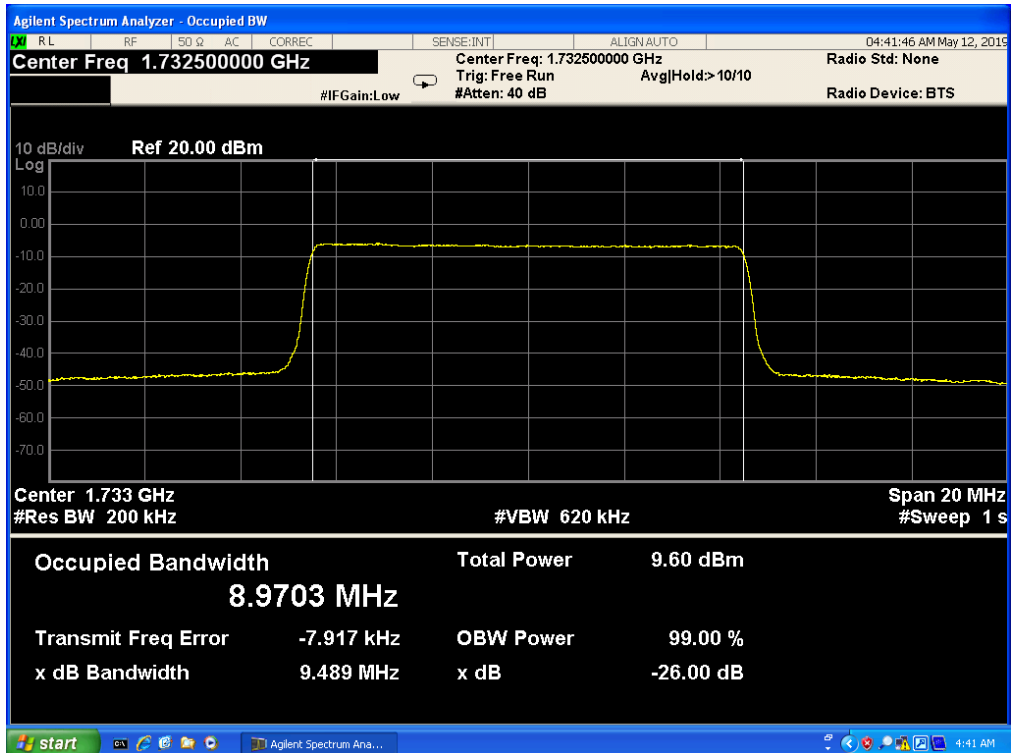
Band 4,UL Channel 20175,UL Frequency 1732.5,BW 5.0,NO. RB 25,RB POS. Low,16-QAM



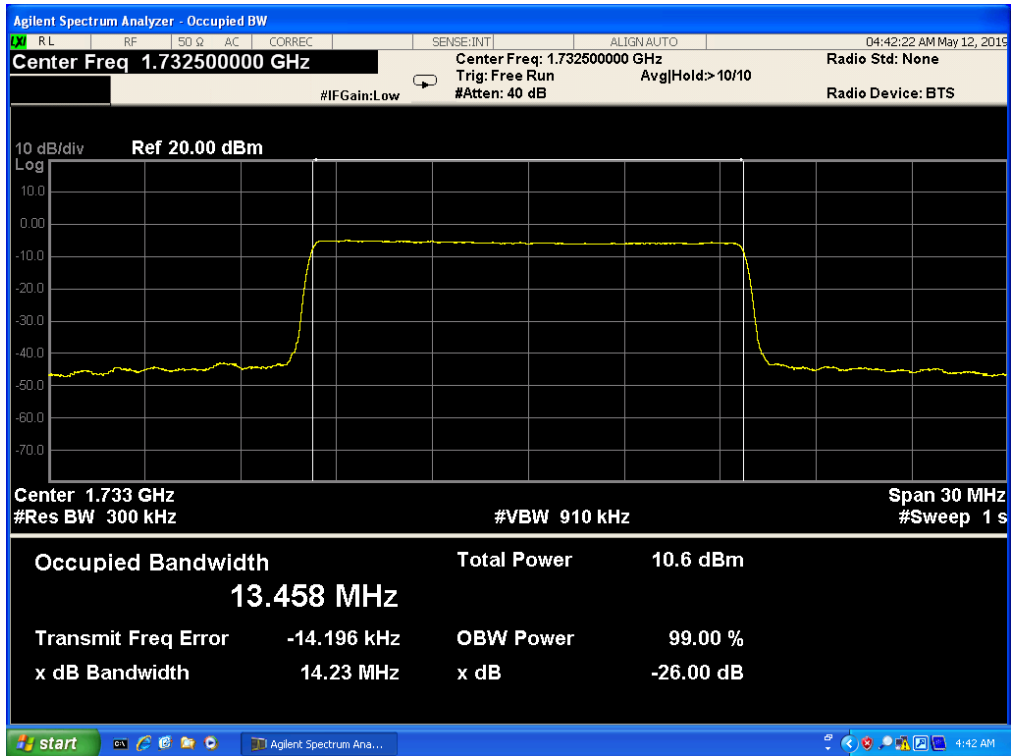
Band 4,UL Channel 20175,UL Frequency 1732.5,BW 10.0,NO. RB 50,RB POS. Low,QPSK



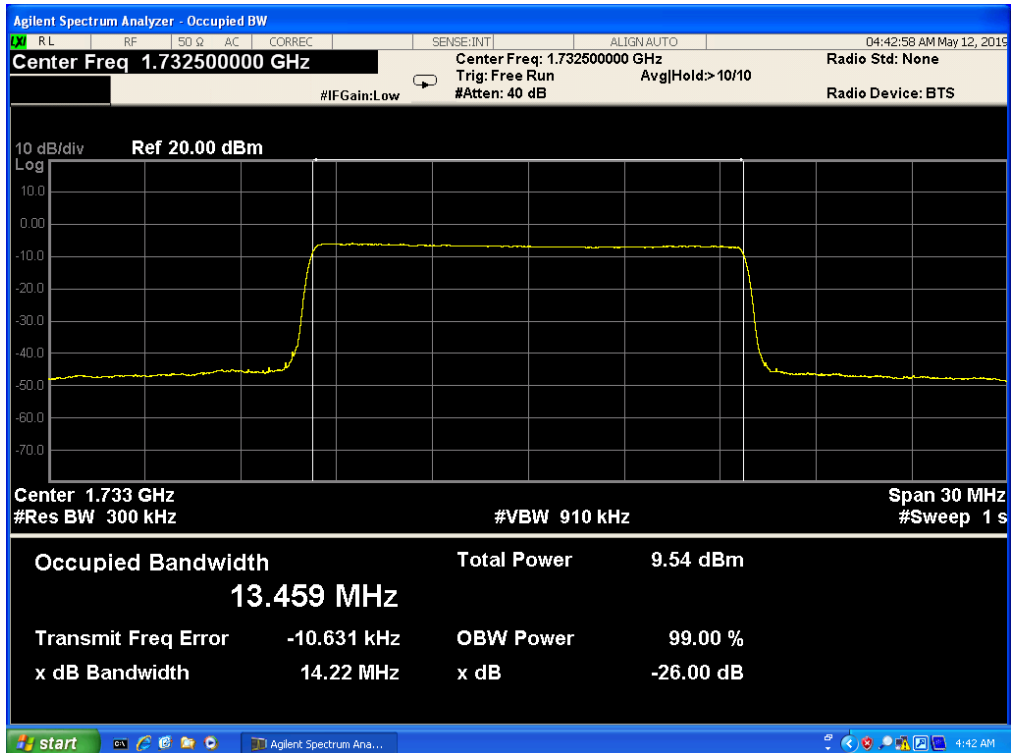
Band 4,UL Channel 20175,UL Frequency 1732.5,BW 10.0,NO. RB 50,RB POS. Low,16-QAM



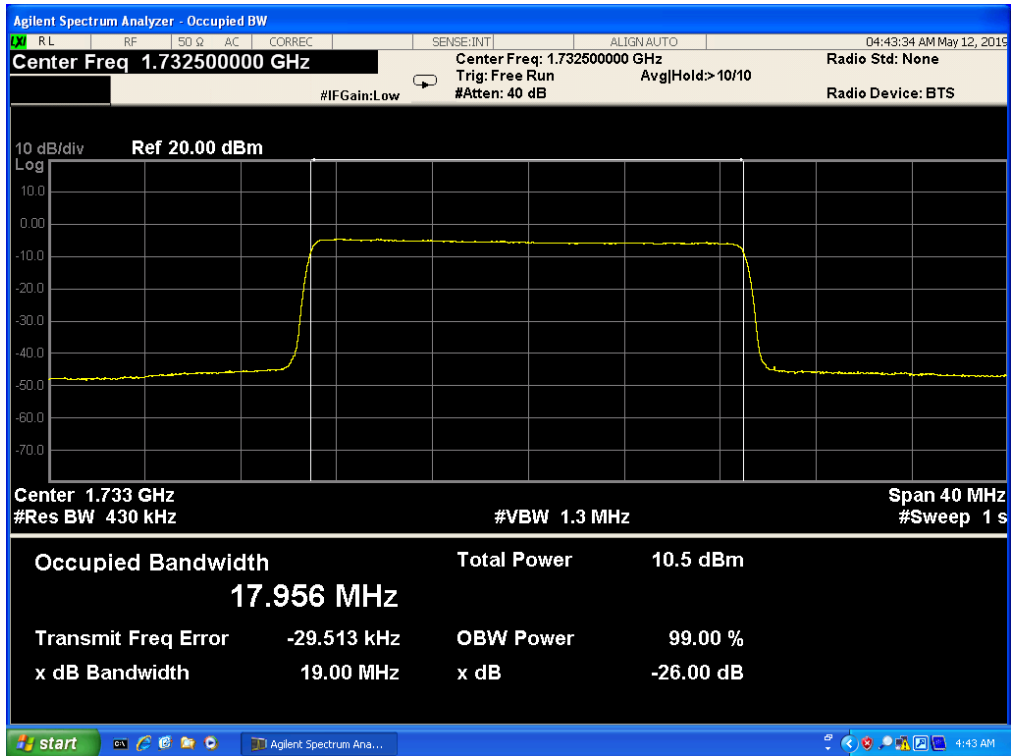
Band 4,UL Channel 20175,UL Frequency 1732.5,BW 15.0,NO. RB 75,RB POS. Low,QPSK



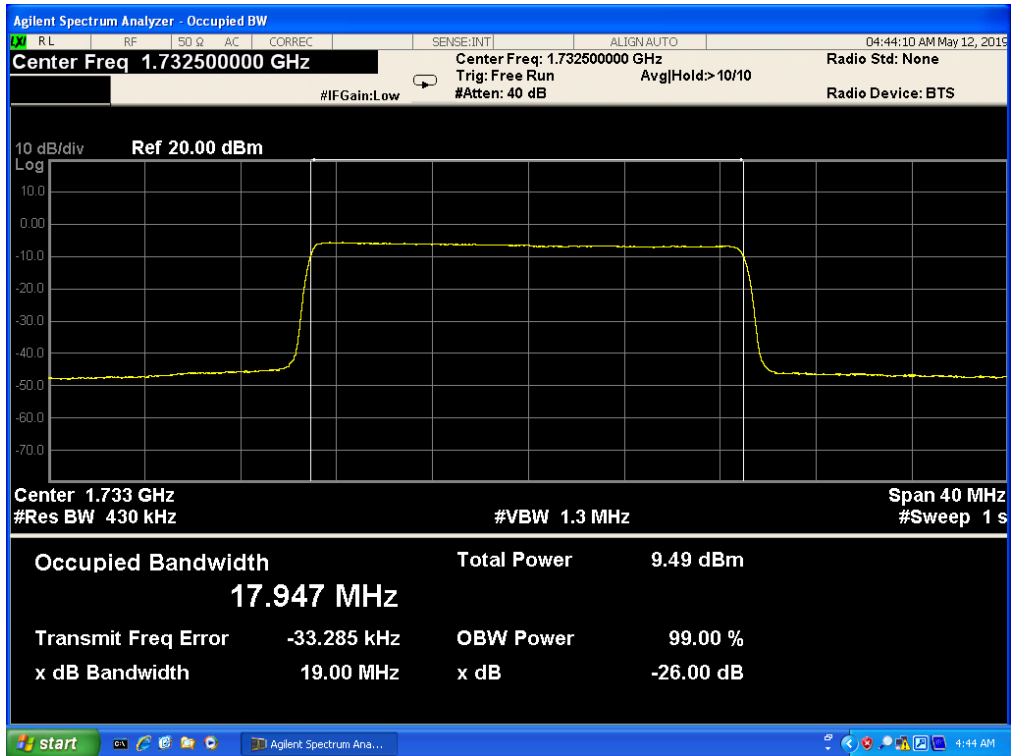
Band 4,UL Channel 20175,UL Frequency 1732.5,BW 15.0,NO. RB 75,RB POS. Low,16-QAM



Band 4,UL Channel 20175,UL Frequency 1732.5,BW 20.0,NO. RB 100,RB POS. Low,QPSK

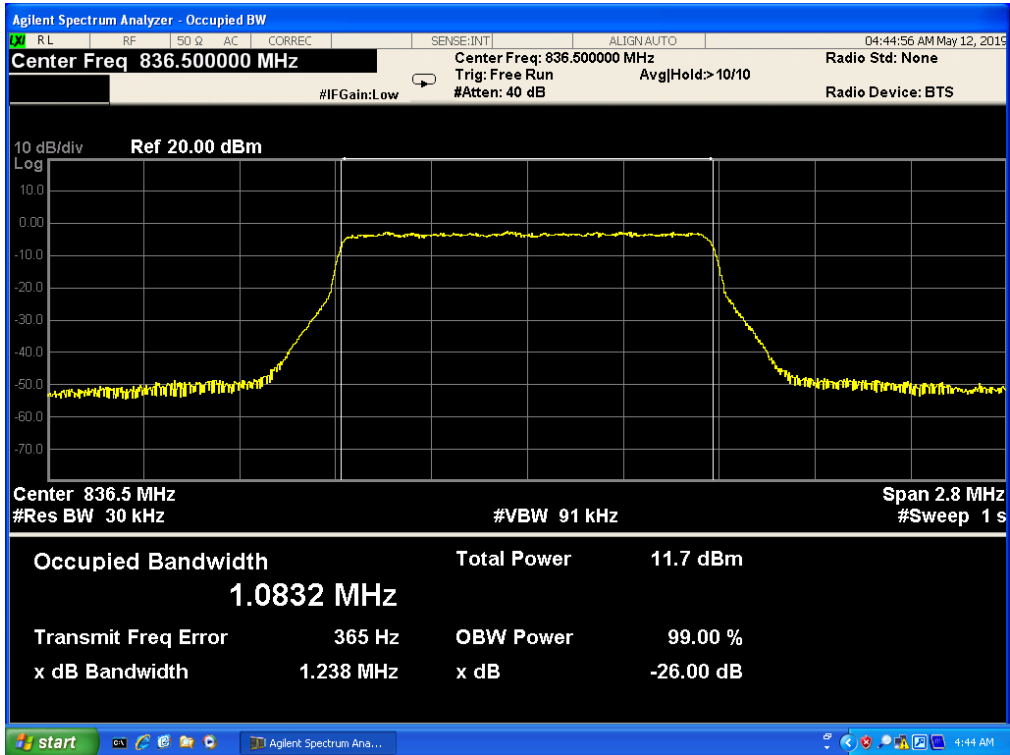


Band 4,UL Channel 20175,UL Frequency 1732.5,BW 20.0,NO. RB 100,RB POS. Low,16-QAM

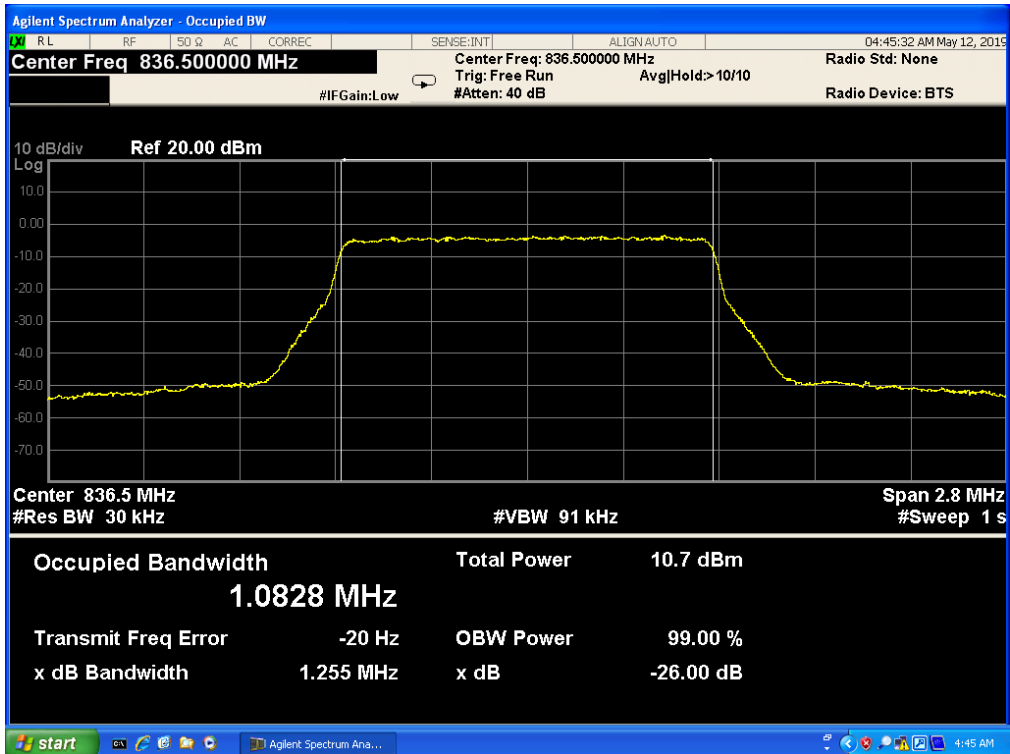


5.3 LTE BAND 5

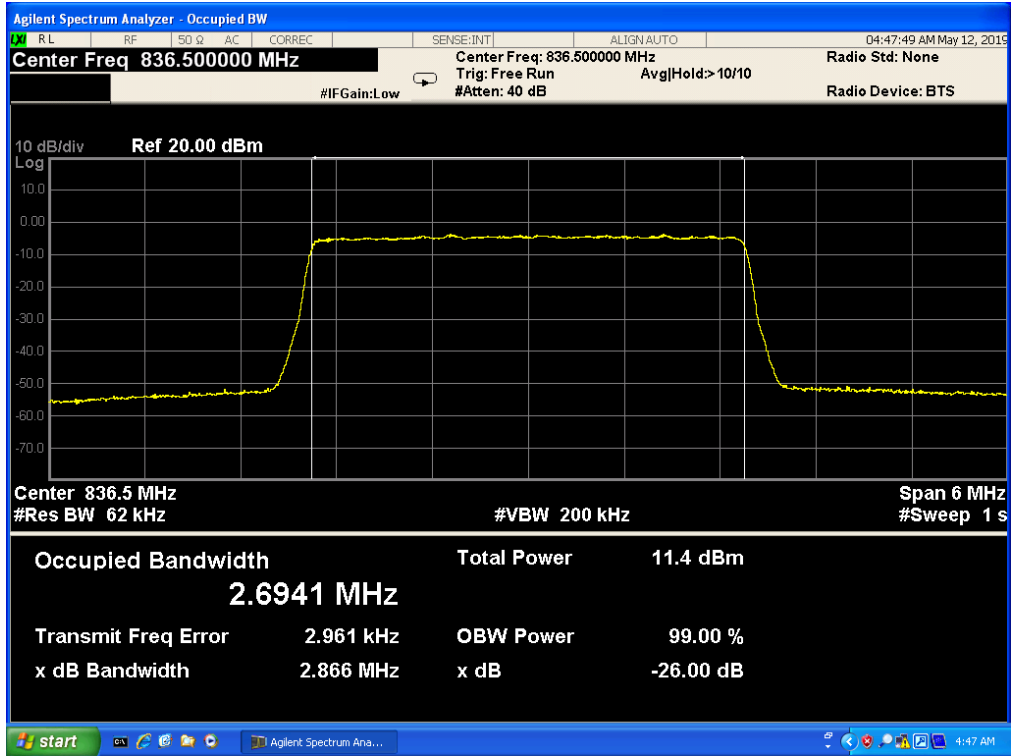
Band 5,UL Channel 20525,UL Frequency 836.5,BW 1.4,NO. RB 6,RB POS. Low,QPSK



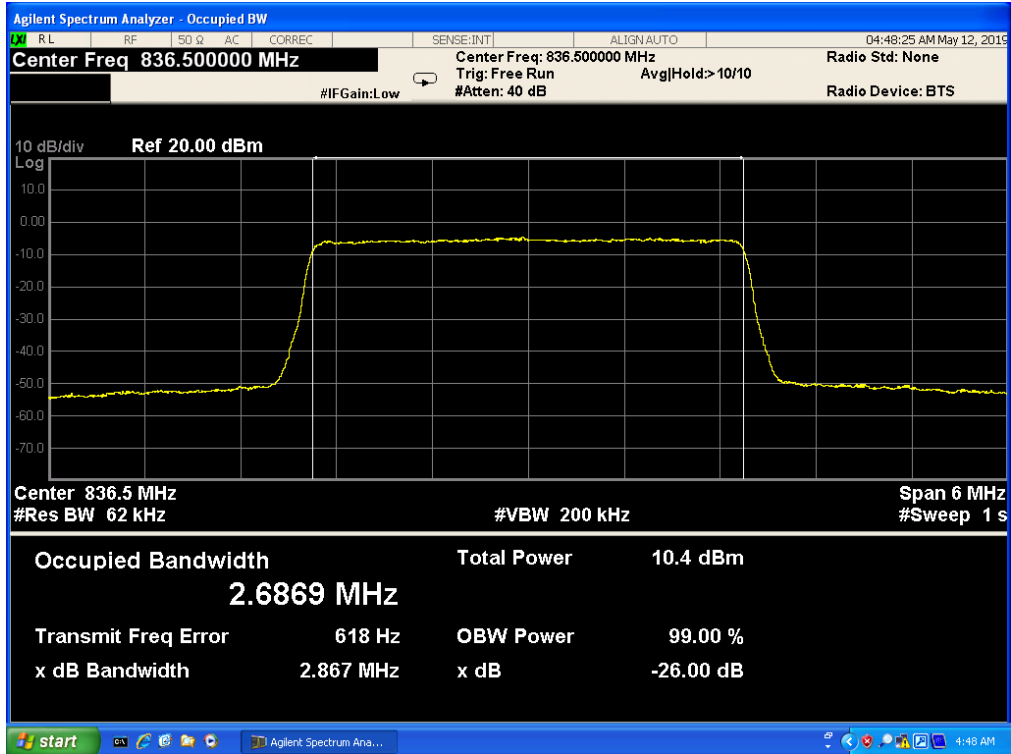
Band 5,UL Channel 20525,UL Frequency 836.5,BW 1.4,NO. RB 6,RB POS. Low,16-QAM



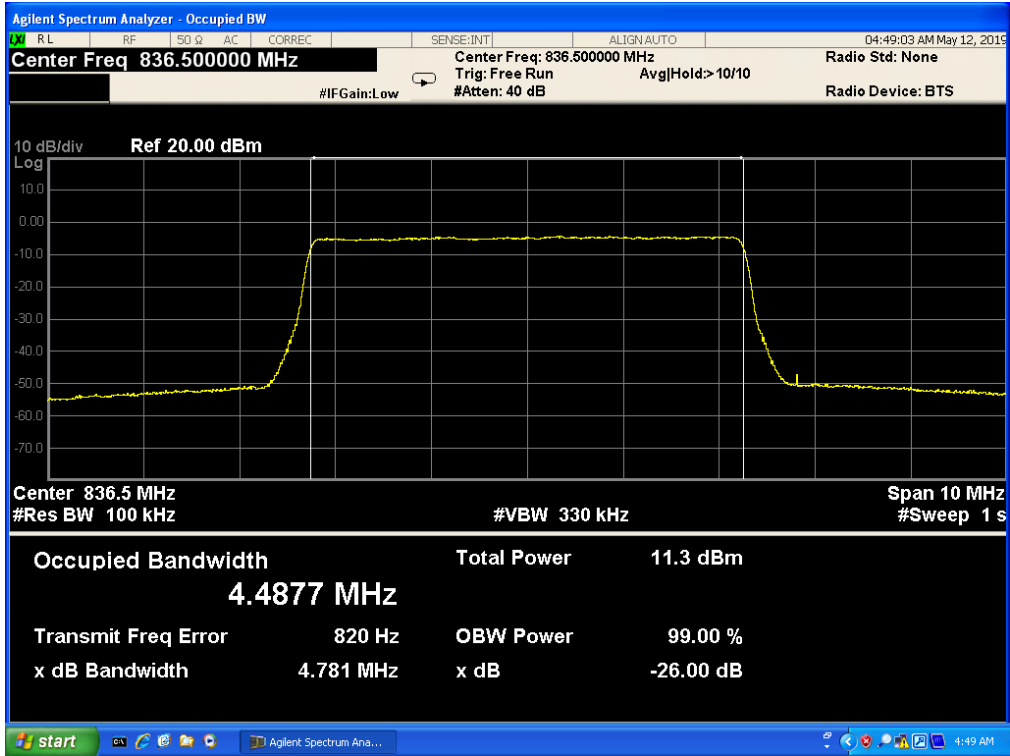
Band 5,UL Channel 20525,UL Frequency 836.5,BW 3.0,NO. RB 15,RB POS. Low,QPSK



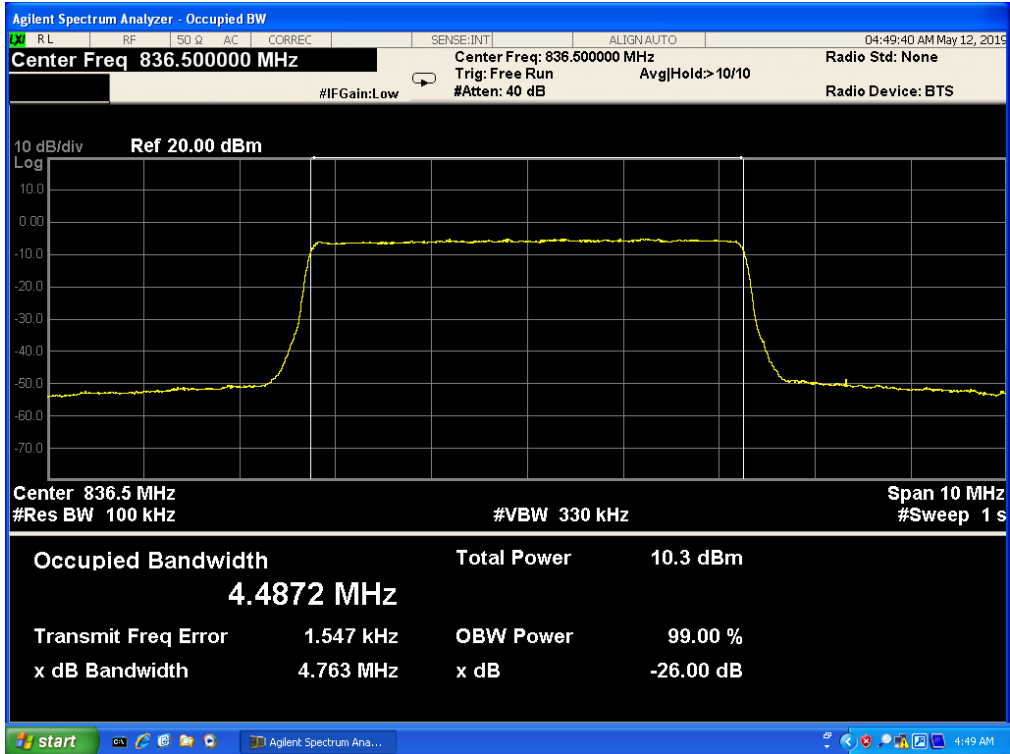
Band 5,UL Channel 20525,UL Frequency 836.5,BW 3.0,NO. RB 15,RB POS. Low,16-QAM



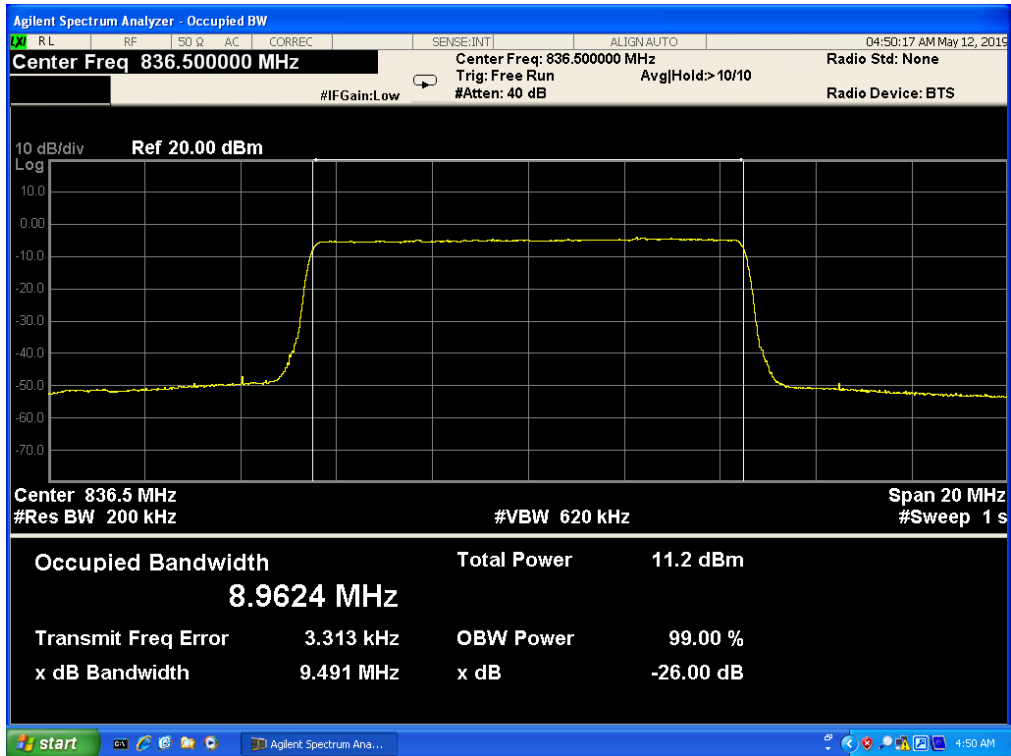
Band 5,UL Channel 20525,UL Frequency 836.5,BW 5.0,NO. RB 25,RB POS. Low,QPSK



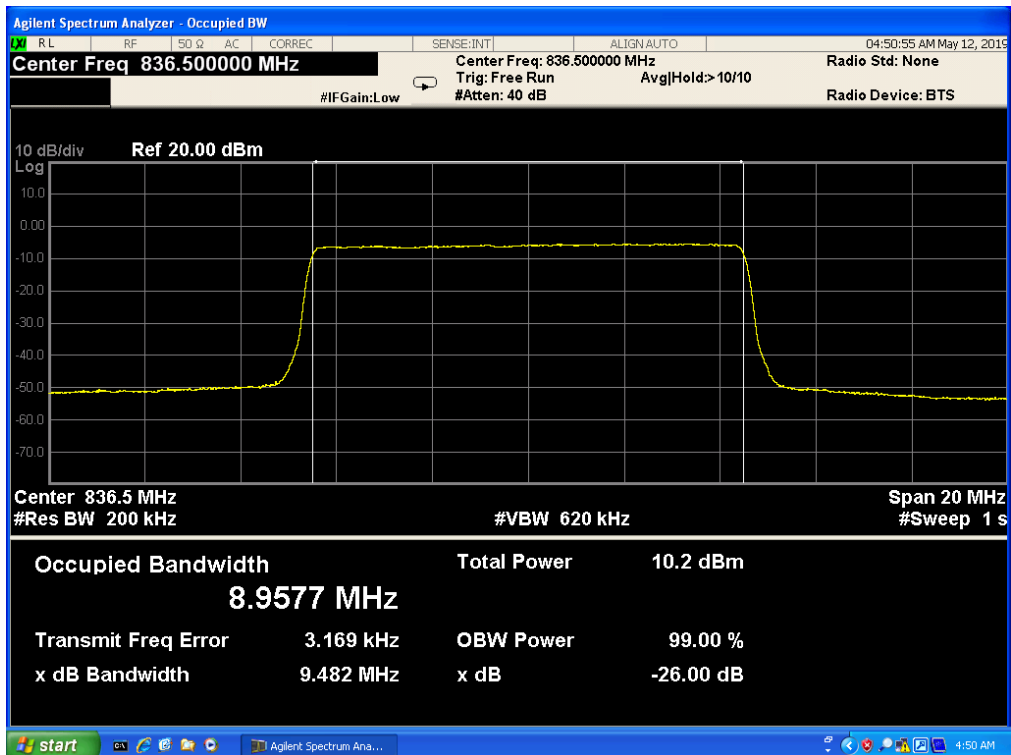
Band 5,UL Channel 20525,UL Frequency 836.5,BW 5.0,NO. RB 25,RB POS. Low,16-QAM



Band 5,UL Channel 20525,UL Frequency 836.5,BW 10.0,NO. RB 50,RB POS. Low,QPSK

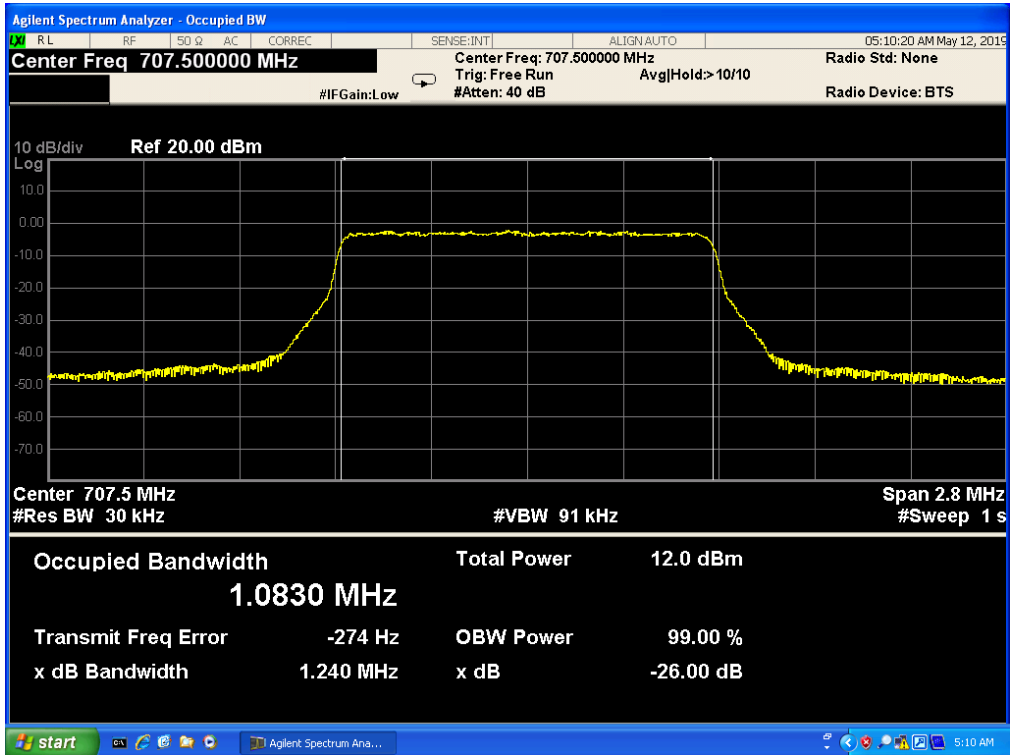


Band 5,UL Channel 20525,UL Frequency 836.5,BW 10.0,NO. RB 50,RB POS. Low,16-QAM

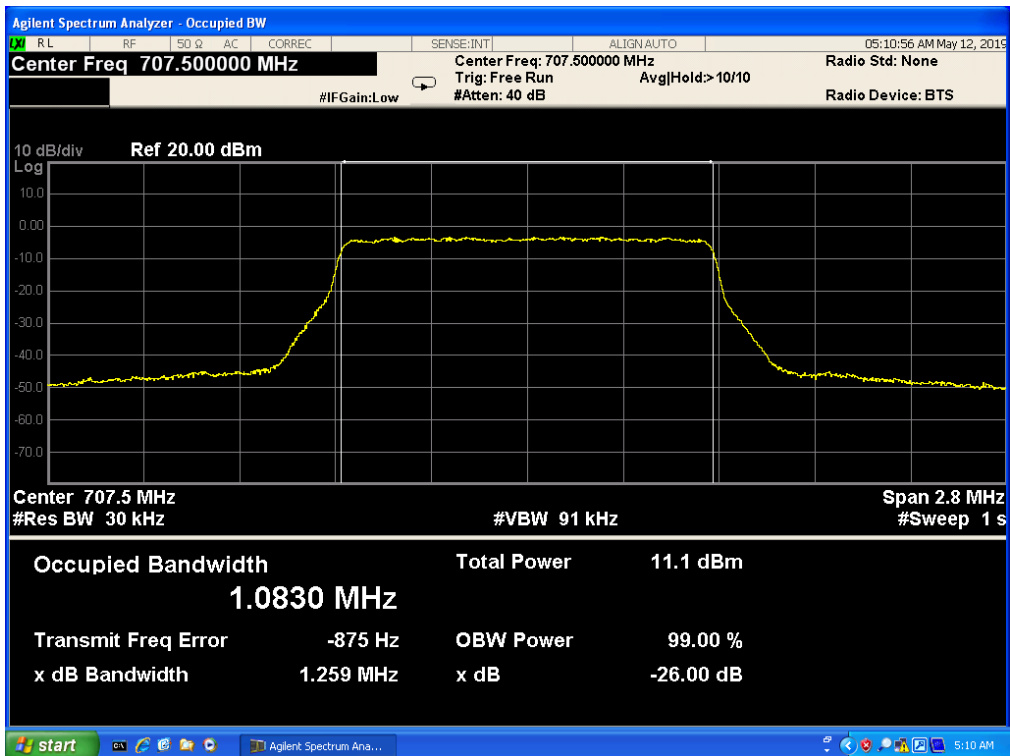


5.4 LTE BAND 12

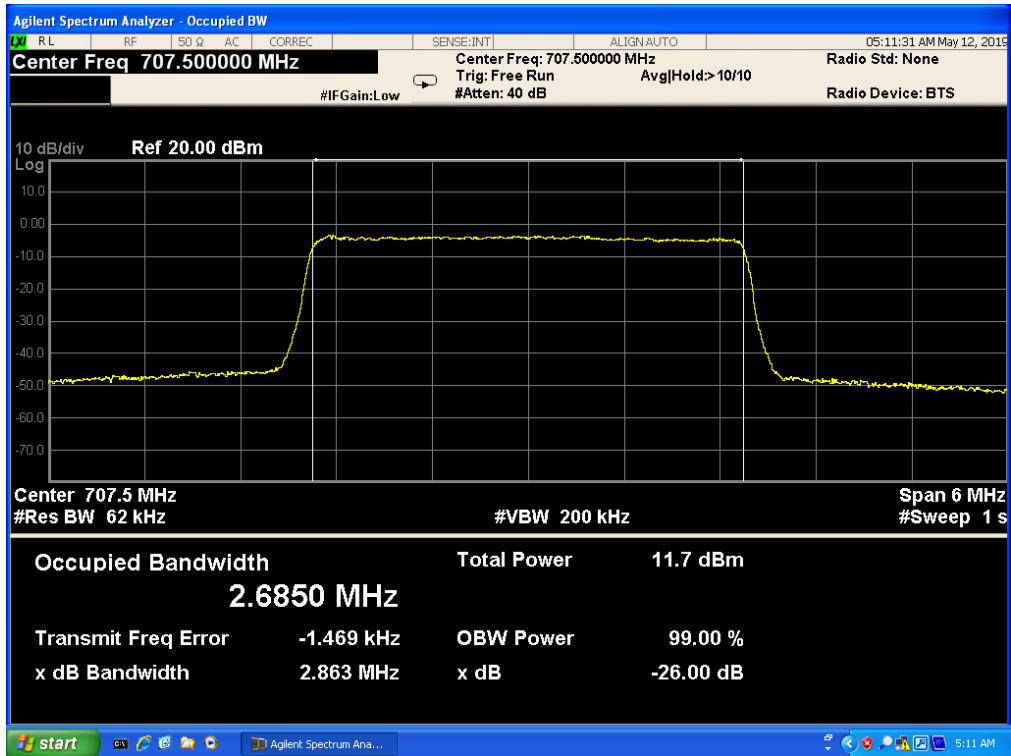
Band 12,UL Channel 23095,UL Frequency 707.5,BW 1.4,NO. RB 6,RB POS. Low,QPSK



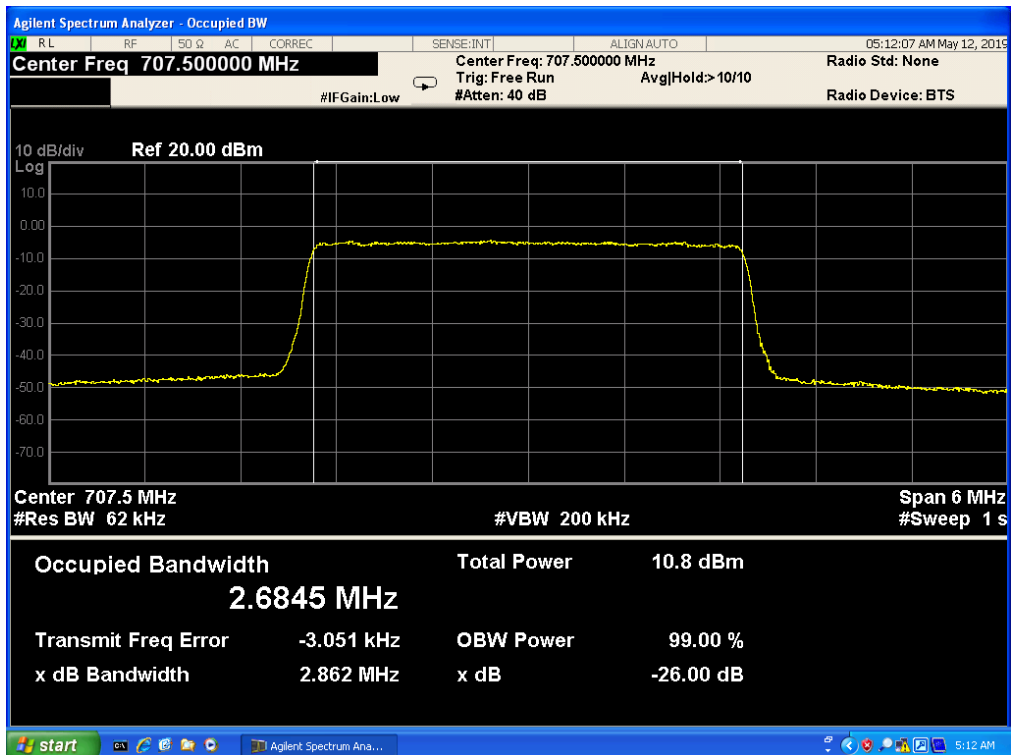
Band 12,UL Channel 23095,UL Frequency 707.5,BW 1.4,NO. RB 6,RB POS. Low,16-QAM



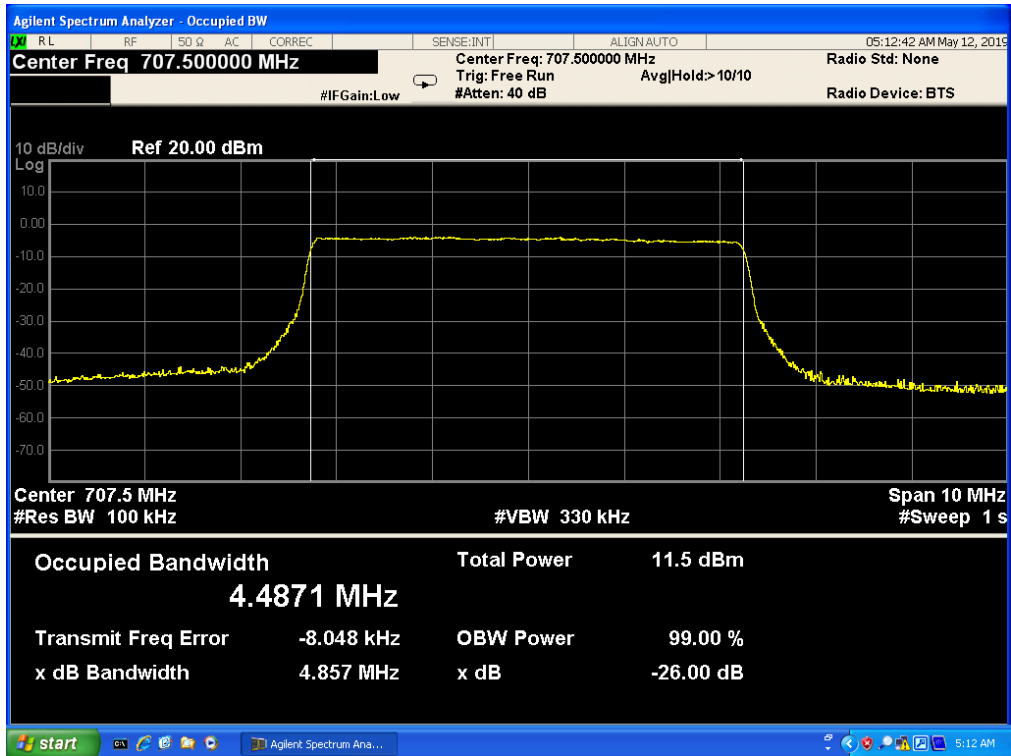
Band 12,UL Channel 23095,UL Frequency 707.5,BW 3.0,NO. RB 15,RB POS. Low,QPSK



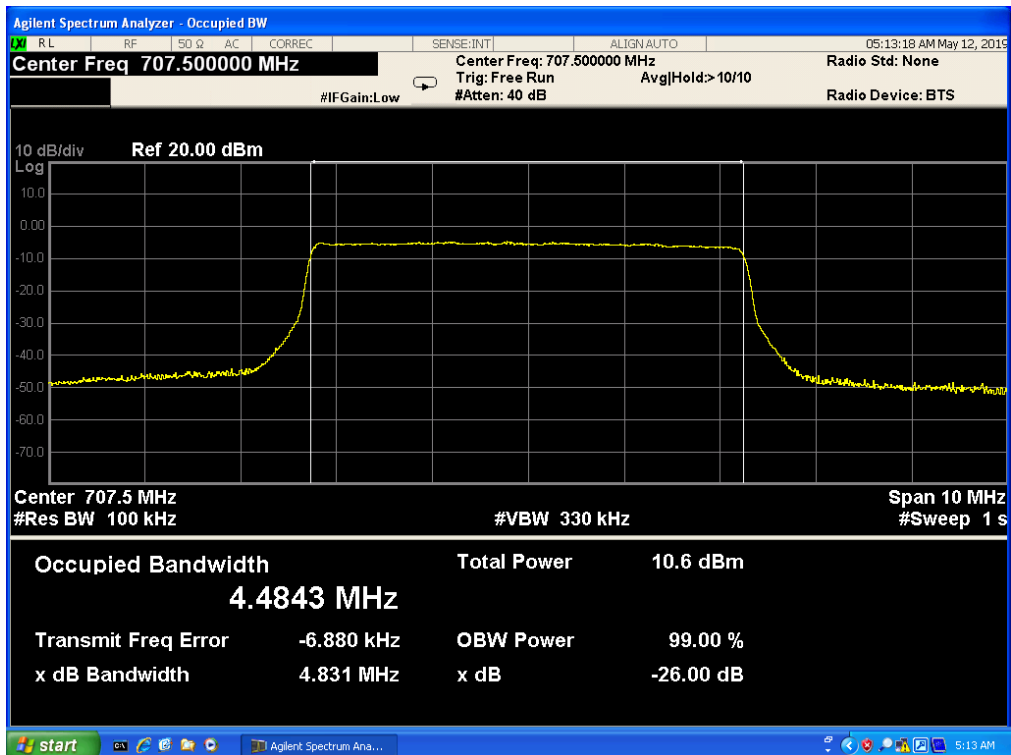
Band 12,UL Channel 23095,UL Frequency 707.5,BW 3.0,NO. RB 15,RB POS. Low,16-QAM



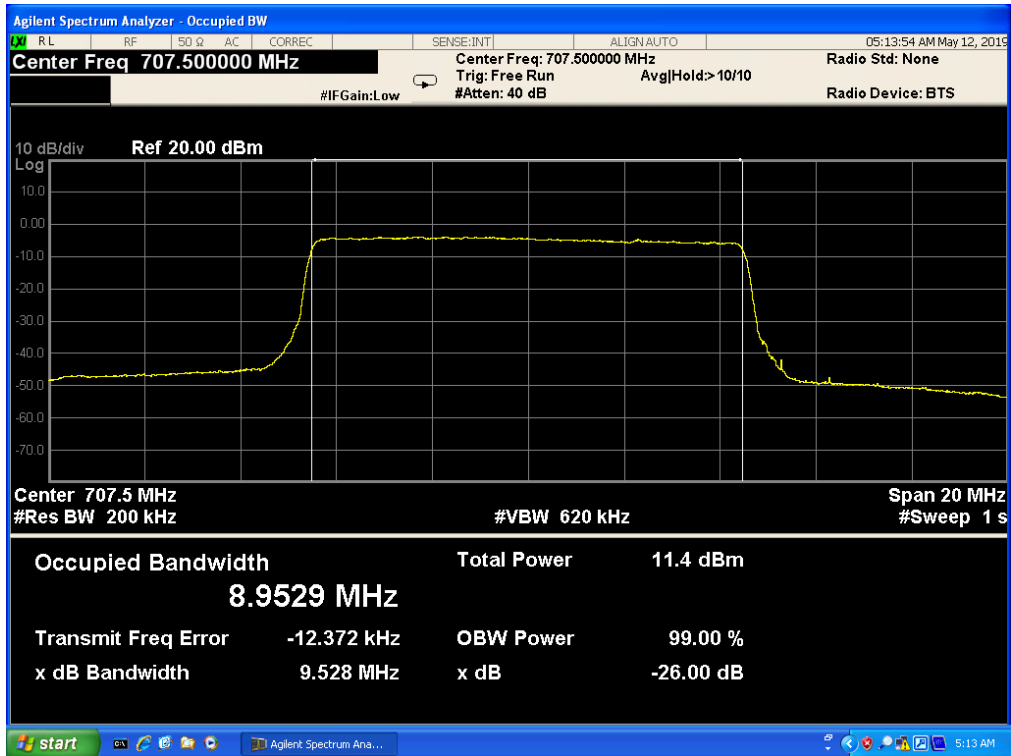
Band 12,UL Channel 23095,UL Frequency 707.5,BW 5.0,NO. RB 25,RB POS. Low,QPSK



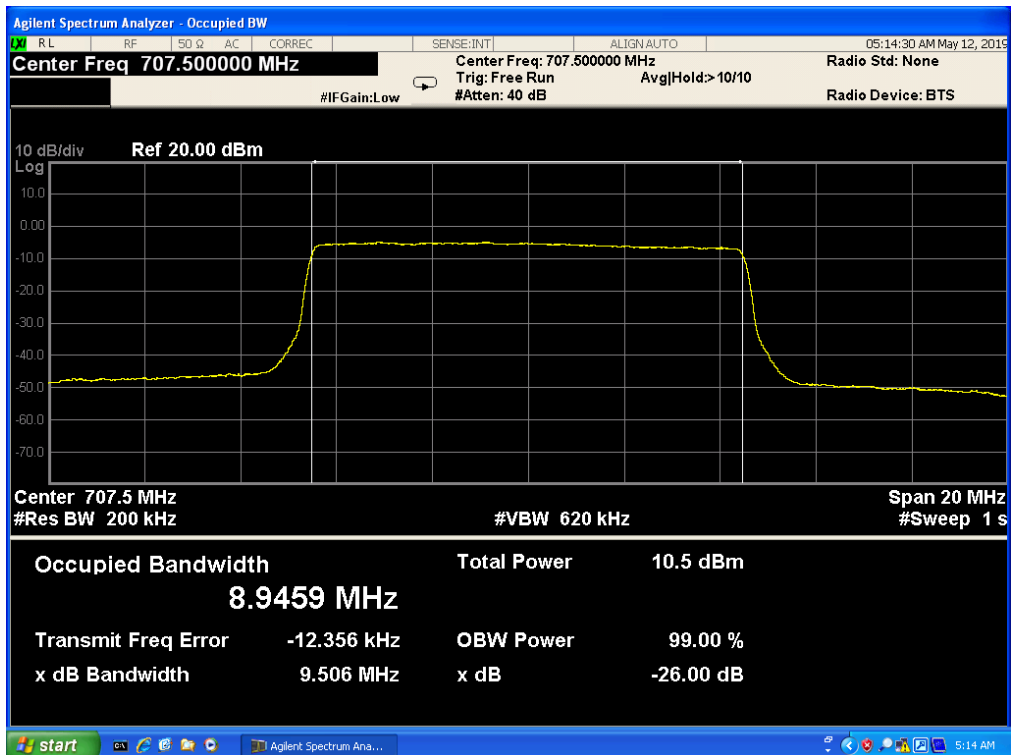
Band 12,UL Channel 23095,UL Frequency 707.5,BW 5.0,NO. RB 25,RB POS. Low,16-QAM



Band 12,UL Channel 23095,UL Frequency 707.5,BW 10.0,NO. RB 50,RB POS. Low,QPSK

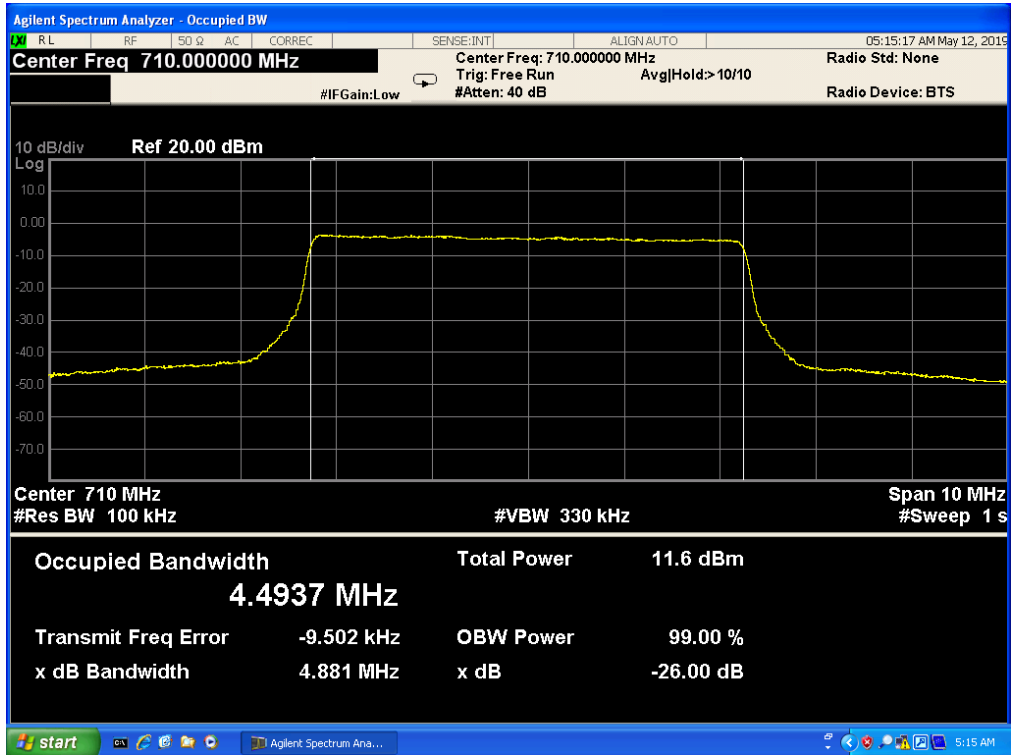


Band 12,UL Channel 23095,UL Frequency 707.5,BW 10.0,NO. RB 50,RB POS. Low,16-QAM

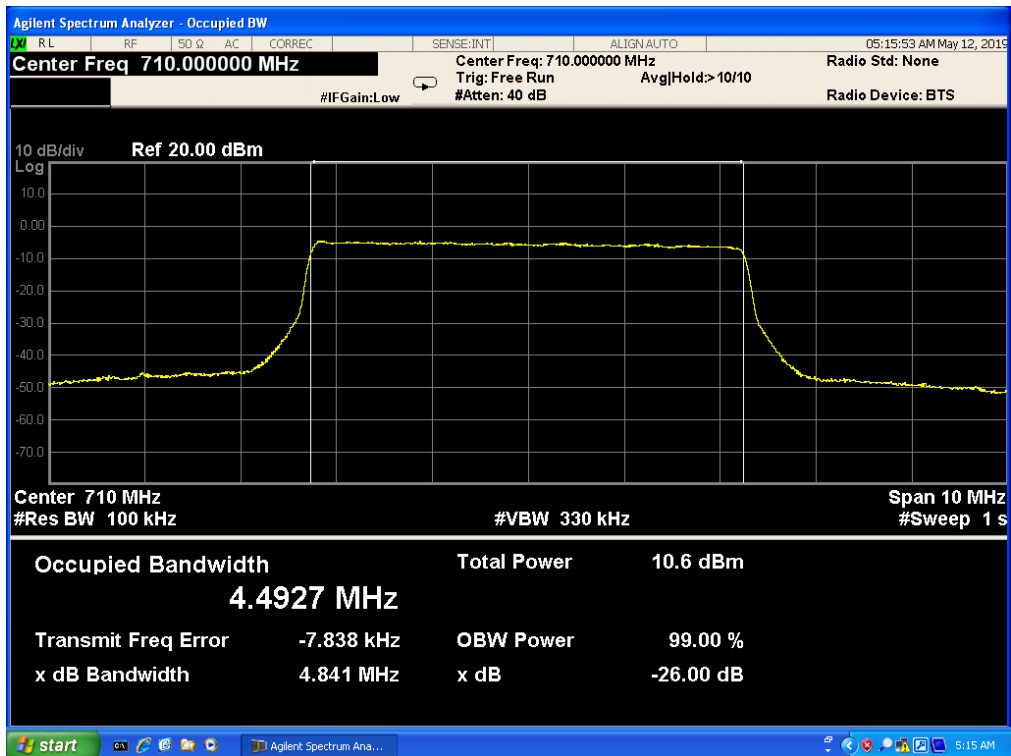


5.5 LTE BAND 17

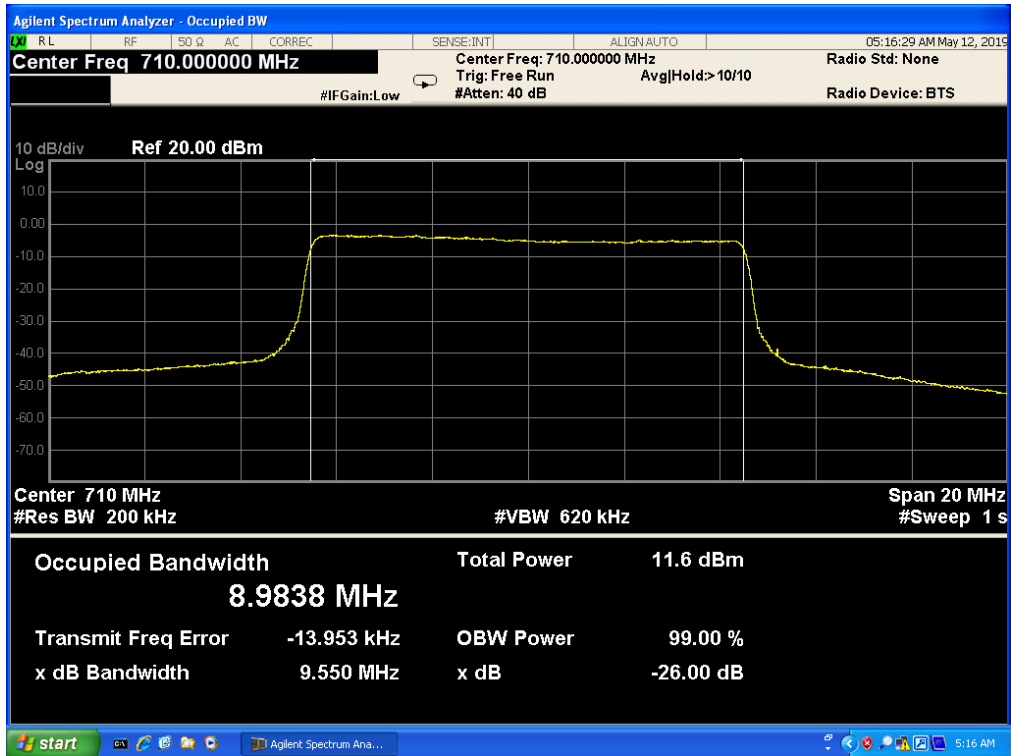
Band 17, UL Channel 23790, UL Frequency 710.0, BW 5.0, NO. RB 25, RB POS. Low, QPSK



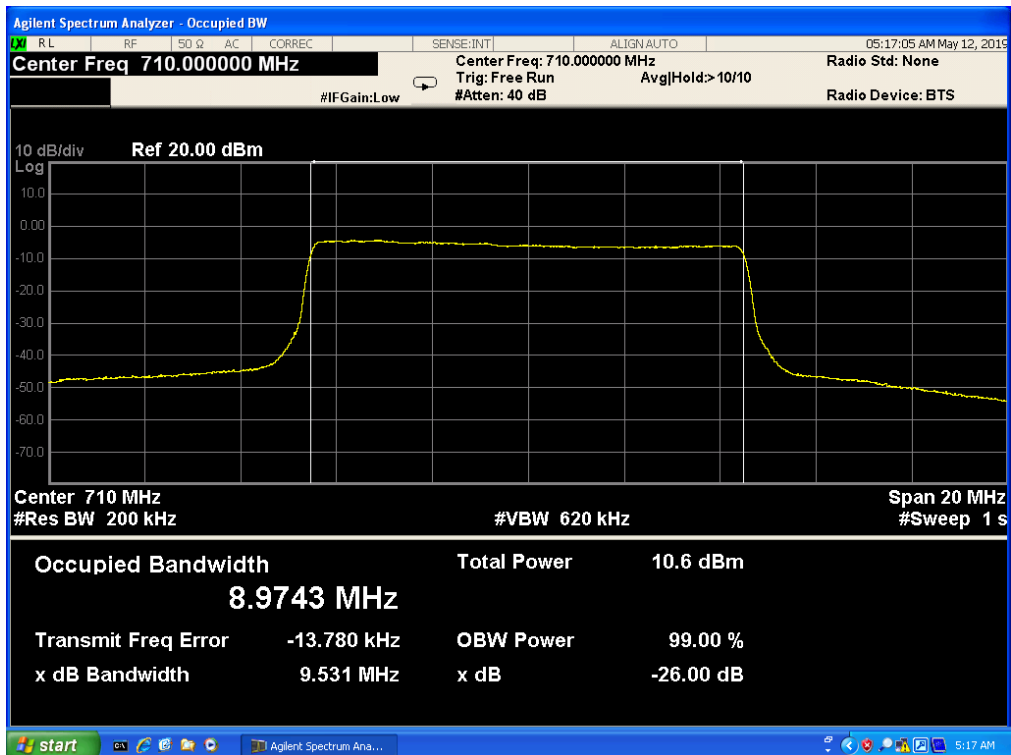
Band 17, UL Channel 23790, UL Frequency 710.0, BW 5.0, NO. RB 25, RB POS. Low, 16-QAM



Band 17,UL Channel 23790,UL Frequency 710.0,BW 10.0,NO. RB 50,RB POS. Low,QPSK

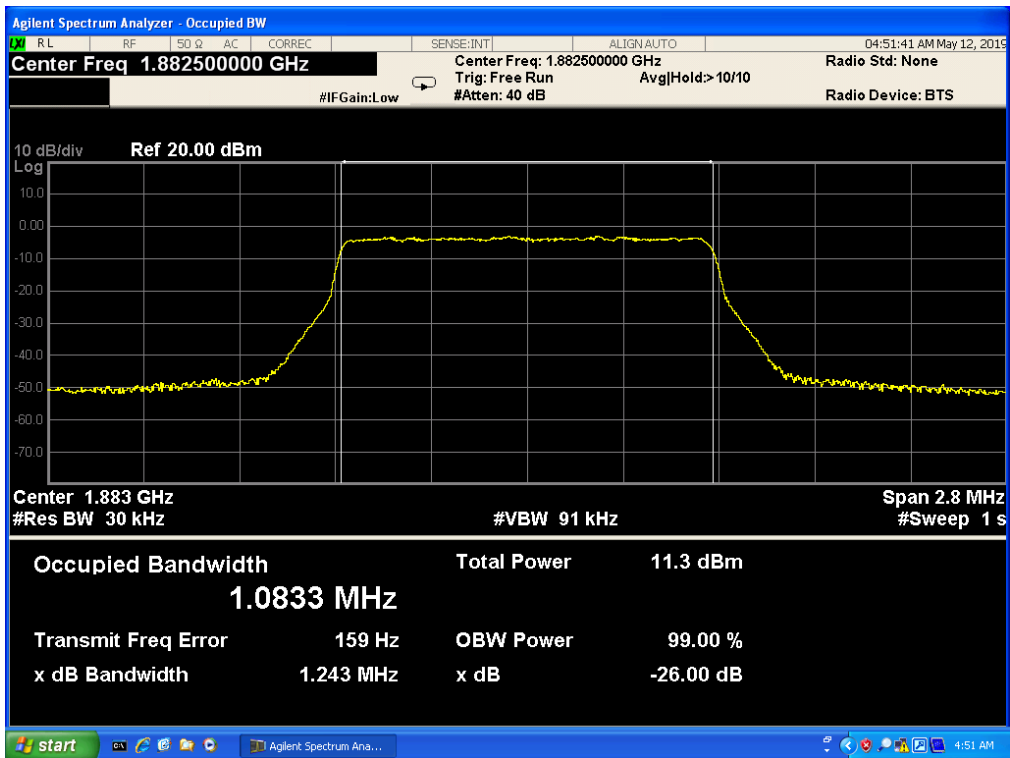


Band 17,UL Channel 23790,UL Frequency 710.0,BW 10.0,NO. RB 50,RB POS. Low,16-QAM

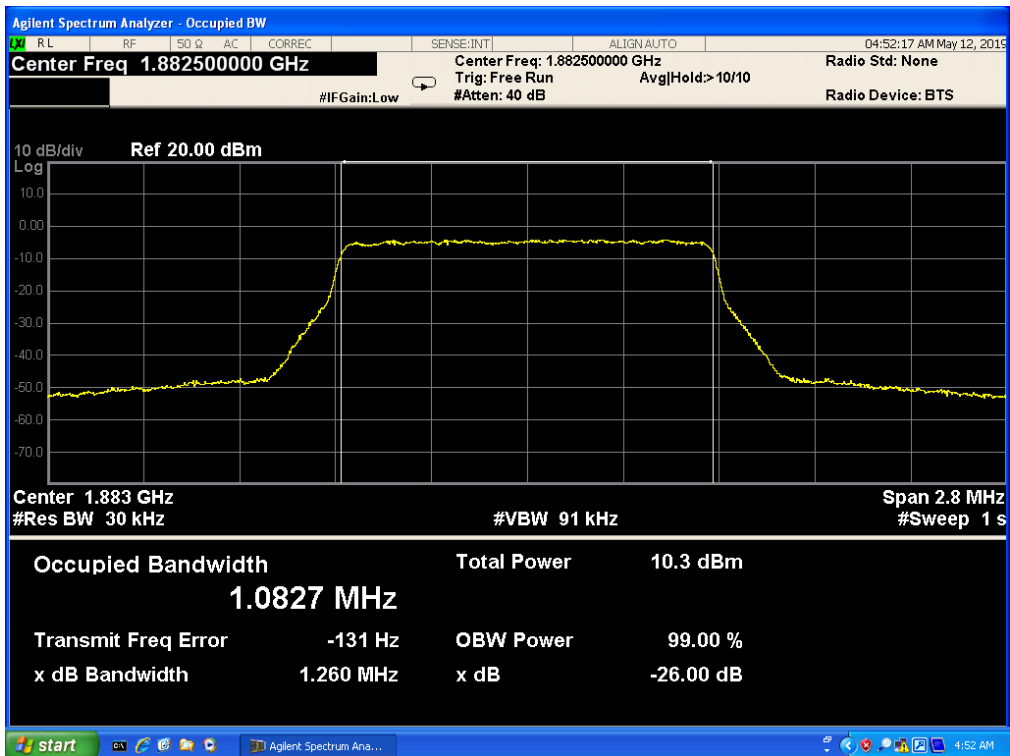


5.6 LTE BAND 25

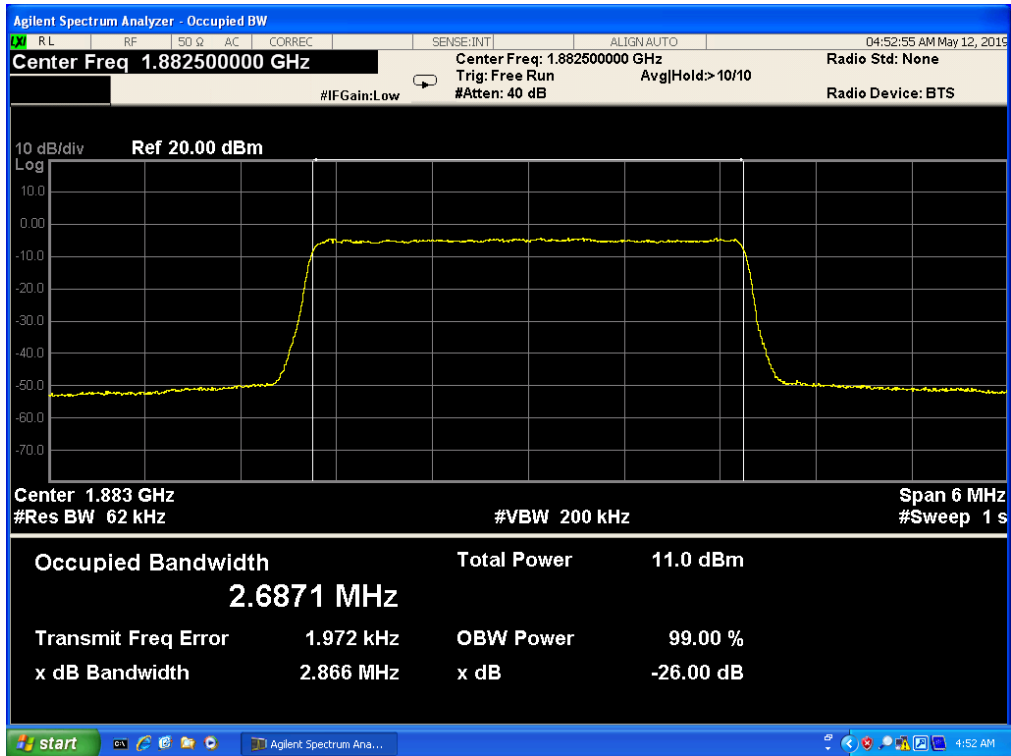
Band 25,UL Channel 26365,UL Frequency 1882.5,BW 1.4,NO. RB 6,RB POS. Low,QPSK



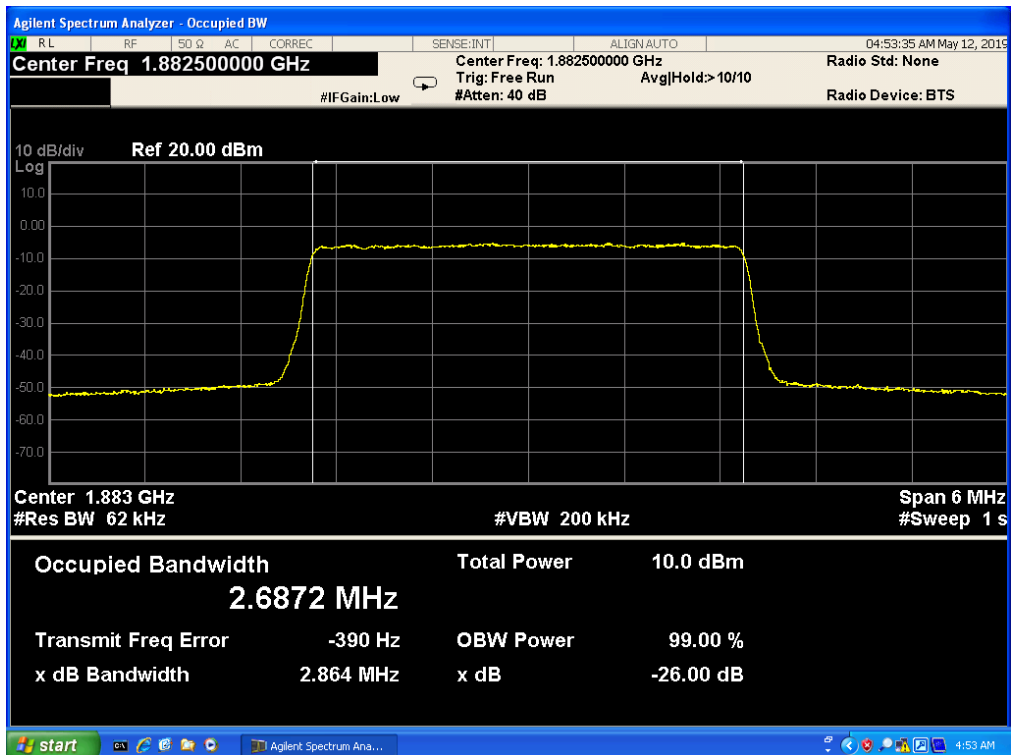
Band 25,UL Channel 26365,UL Frequency 1882.5,BW 1.4,NO. RB 6,RB POS. Low,16-QAM



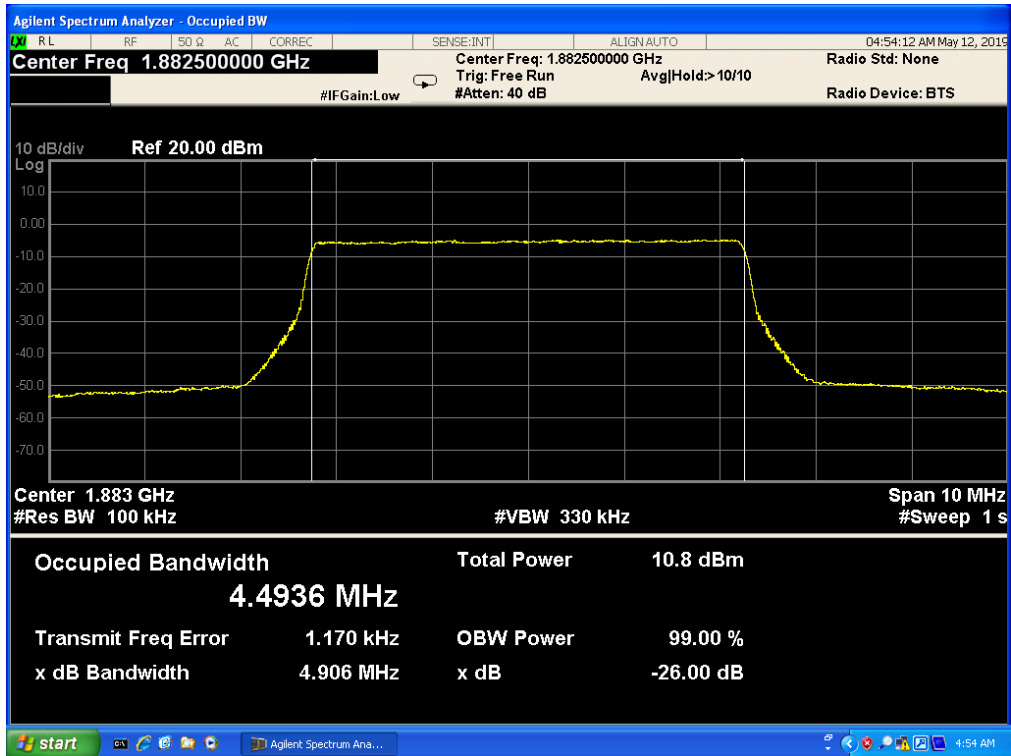
Band 25,UL Channel 26365,UL Frequency 1882.5,BW 3.0,NO. RB 15,RB POS. Low,QPSK



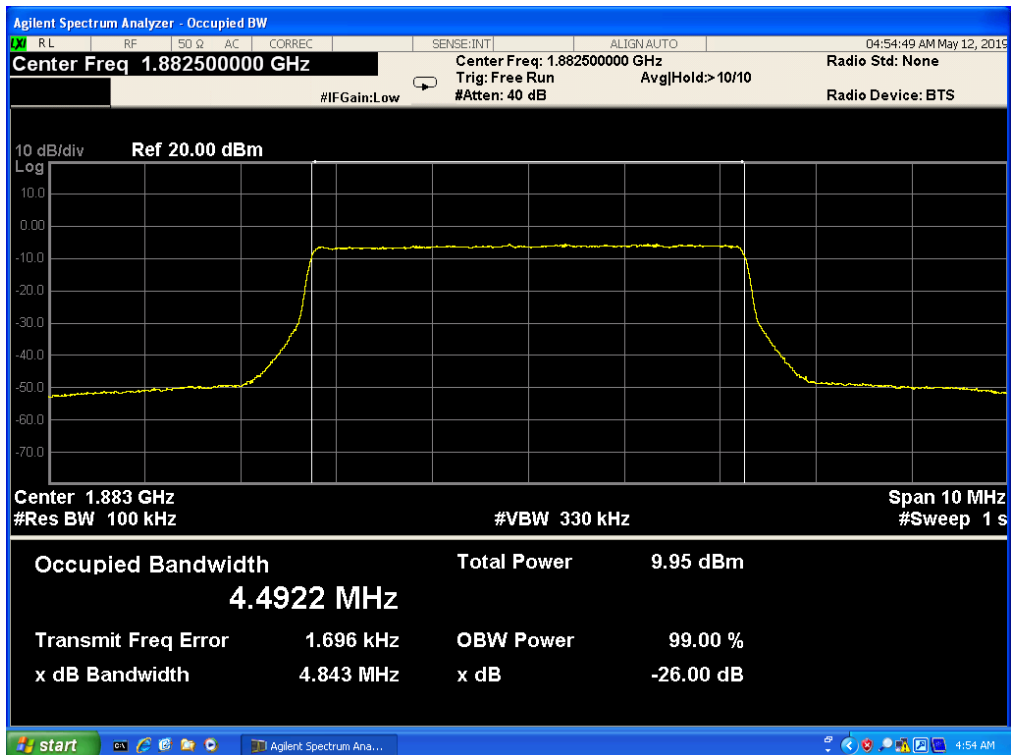
Band 25,UL Channel 26365,UL Frequency 1882.5,BW 3.0,NO. RB 15,RB POS. Low,16-QAM



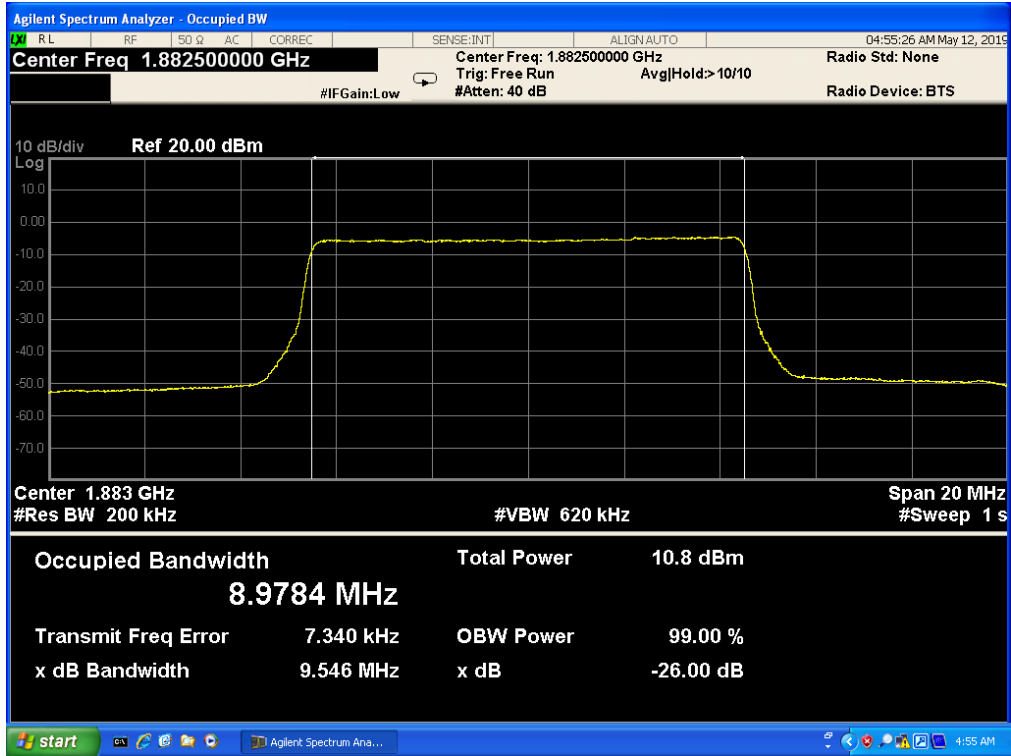
Band 25,UL Channel 26365,UL Frequency 1882.5,BW 5.0,NO. RB 25,RB POS. Low,QPSK



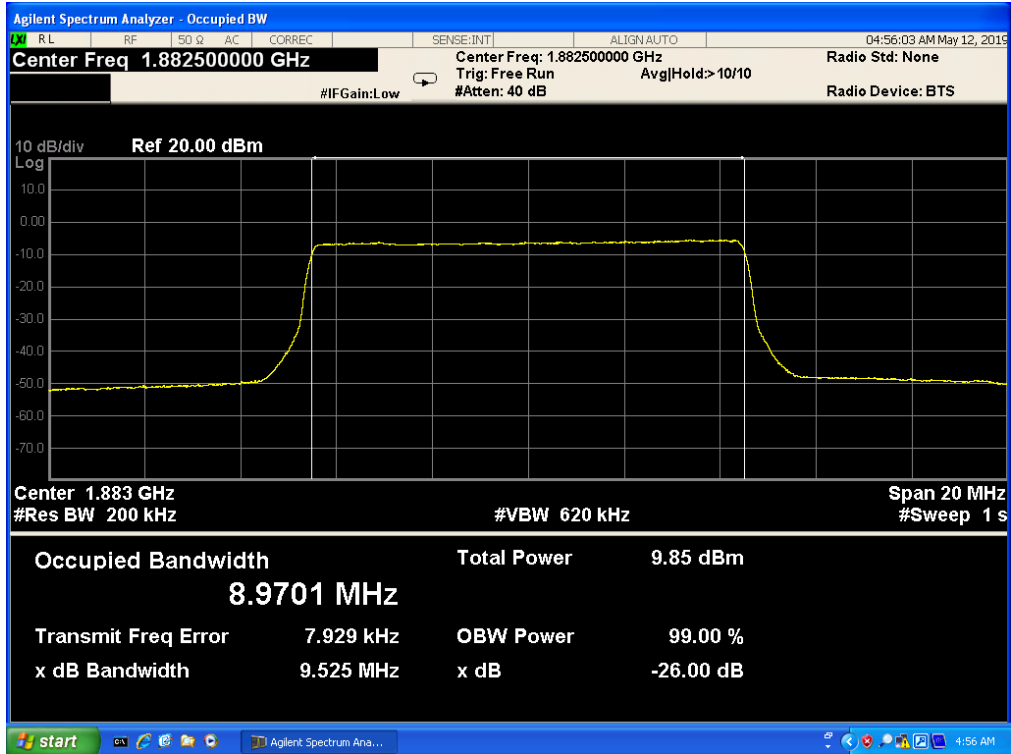
Band 25,UL Channel 26365,UL Frequency 1882.5,BW 5.0,NO. RB 25,RB POS. Low,16-QAM



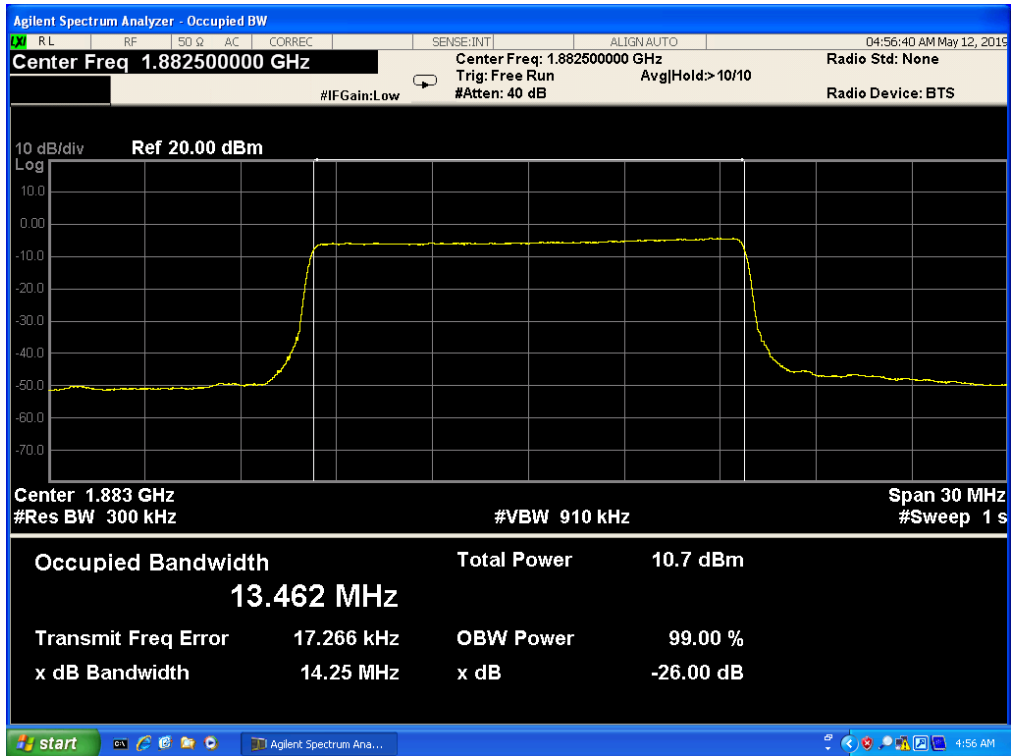
Band 25,UL Channel 26365,UL Frequency 1882.5,BW 10.0,NO. RB 50,RB POS. Low,QPSK



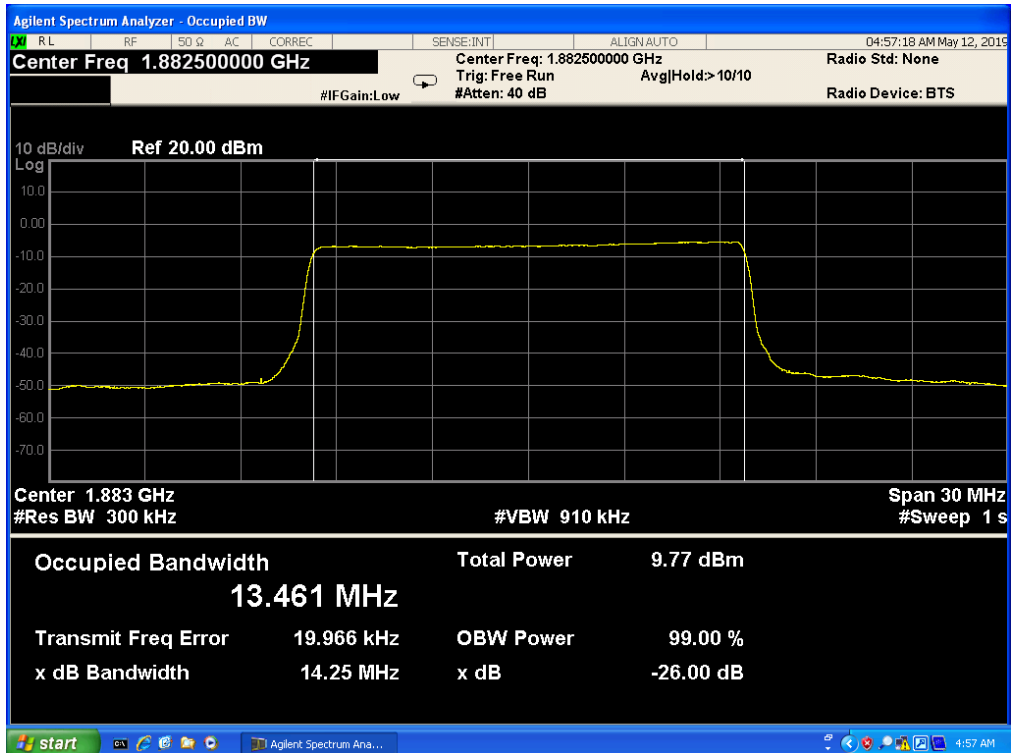
Band 25,UL Channel 26365,UL Frequency 1882.5,BW 10.0,NO. RB 50,RB POS. Low,16-QAM



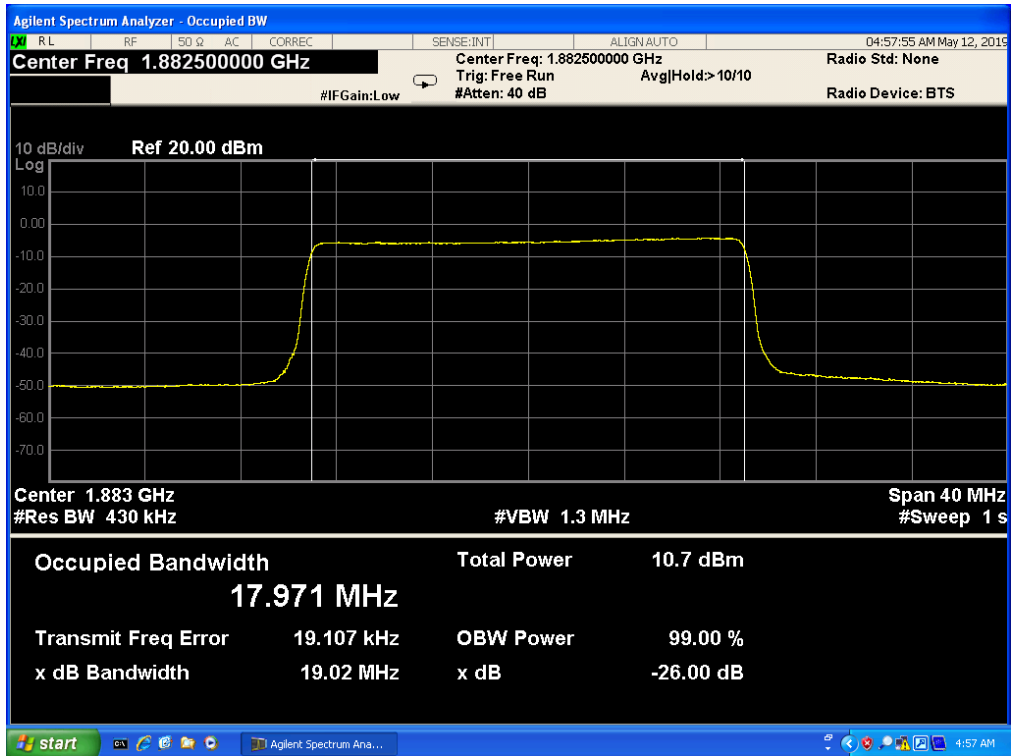
Band 25,UL Channel 26365,UL Frequency 1882.5,BW 15.0,NO. RB 75,RB POS. Low,QPSK



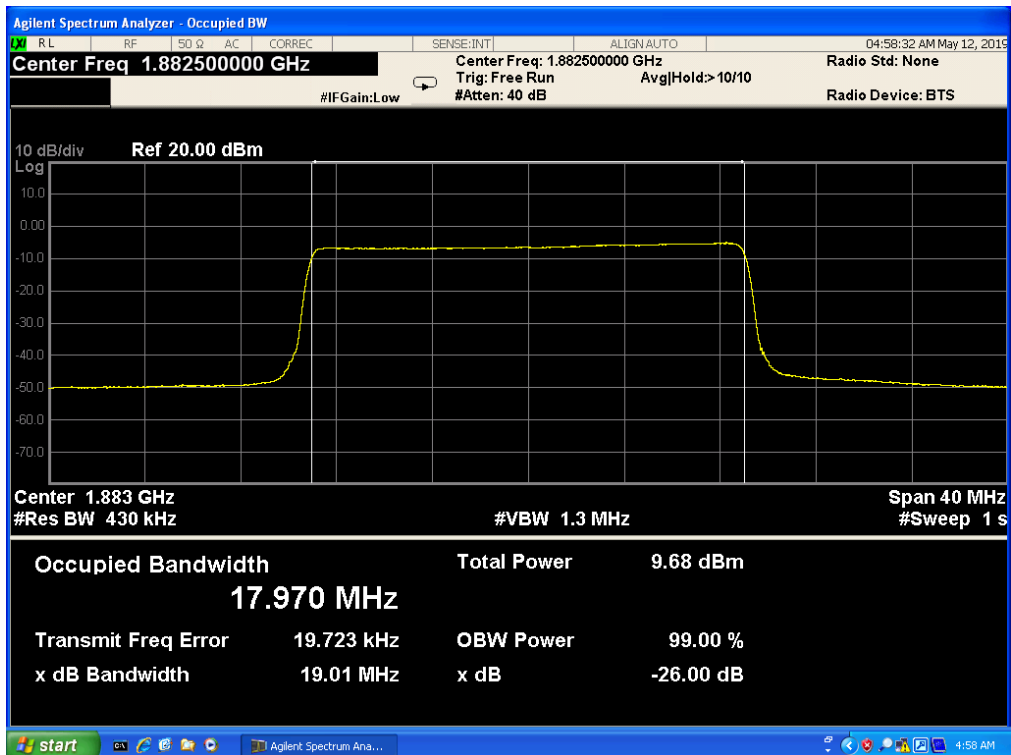
Band 25,UL Channel 26365,UL Frequency 1882.5,BW 15.0,NO. RB 75,RB POS. Low,16-QAM



Band 25,UL Channel 26365,UL Frequency 1882.5,BW 20.0,NO. RB 100,RB POS. Low,QPSK



Band 25,UL Channel 26365,UL Frequency 1882.5,BW 20.0,NO. RB 100,RB POS. Low,16-QAM



6. BANDEDGE AND EMISSION MASK

RULE PART(S)

FCC: §2.1051, §22.901, §22.917, §24.238, §27.53, and §90.691

FCC: §22.359

LIMITS

FCC: §22.359, §24.238,

The power of any emission outside of the authorized operating frequency ranges must be attenuated below the transmitting power (P) by a factor of at least $43 + 10 \log (P)$ dB.

(m)(4) For mobile digital stations, the attenuation factor shall be not less than $40 + 10 \log (P)$ dB on all frequencies between the channel edge and 5 megahertz from the channel edge, $43 + 10 \log (P)$ dB on all frequencies between 5 megahertz and X megahertz from the channel edge, and $55 + 10 \log (P)$ dB on all frequencies more than X megahertz from the channel edge, where X is the greater of 6 megahertz or the actual emission bandwidth as defined in paragraph (m)(6) of this section. In addition, the attenuation factor shall not be less that $43 + 10 \log (P)$ dB on all frequencies between 2490.5 MHz and 2496 MHz and $55 + 10 \log (P)$ dB at or below 2490.5 MHz. Mobile Satellite Service licensees operating on frequencies below 2495 MHz may also submit a documented interference complaint against BRS licensees operating on channel BRS Channel 1 on the same terms and conditions as adjacent channel BRS or EBS licensees. Show citation box.

TEST PROCEDURE

The transmitter output was connected to a CMW500 Test Set and configured to operate at maximum power. The band edge emissions were measured at the required operating frequencies in each band on the Spectrum Analyzer.

For each band edge measurement:

Set the spectrum analyzer span to include the block edge frequency (704, 716, 824, 849, 1710 and 1755, 1850 and 1910MHz)

Set a marker to point the corresponding band edge frequency in each test case.

Set display line at -13 dBm

Set resolution bandwidth to at least 1% of emission bandwidth.

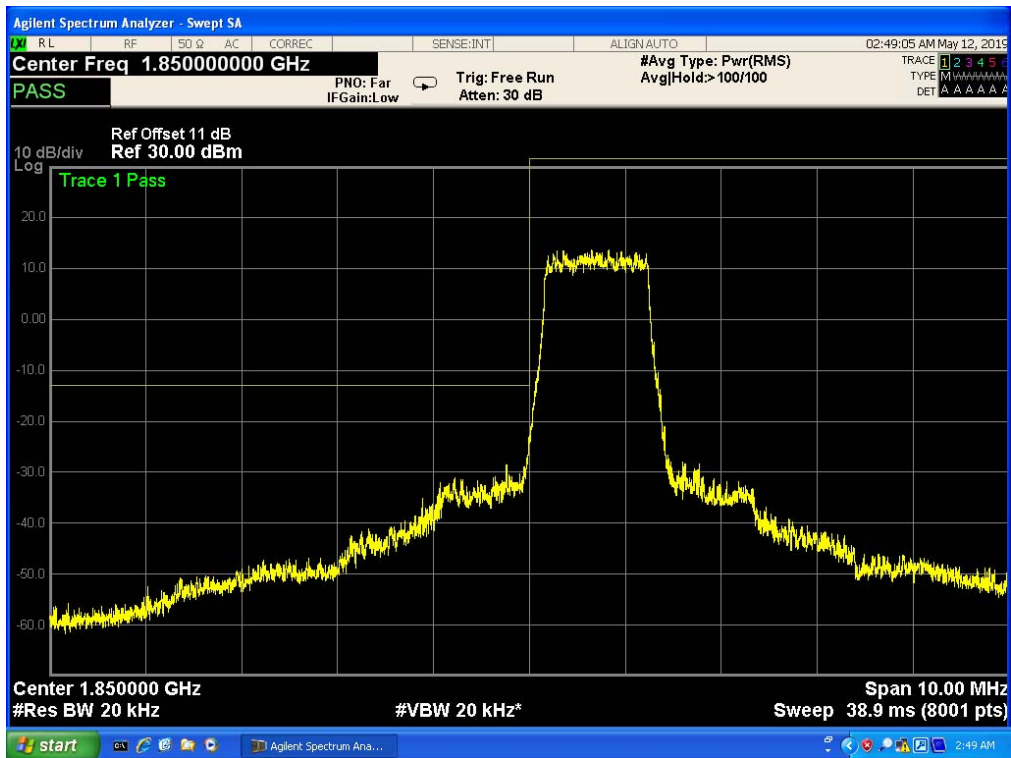
MODES TESTED

- LTE Band 2
- LTE Band 4
- LTE Band 5
- LTE Band 12
- LTE Band 17
- LTE Band 25

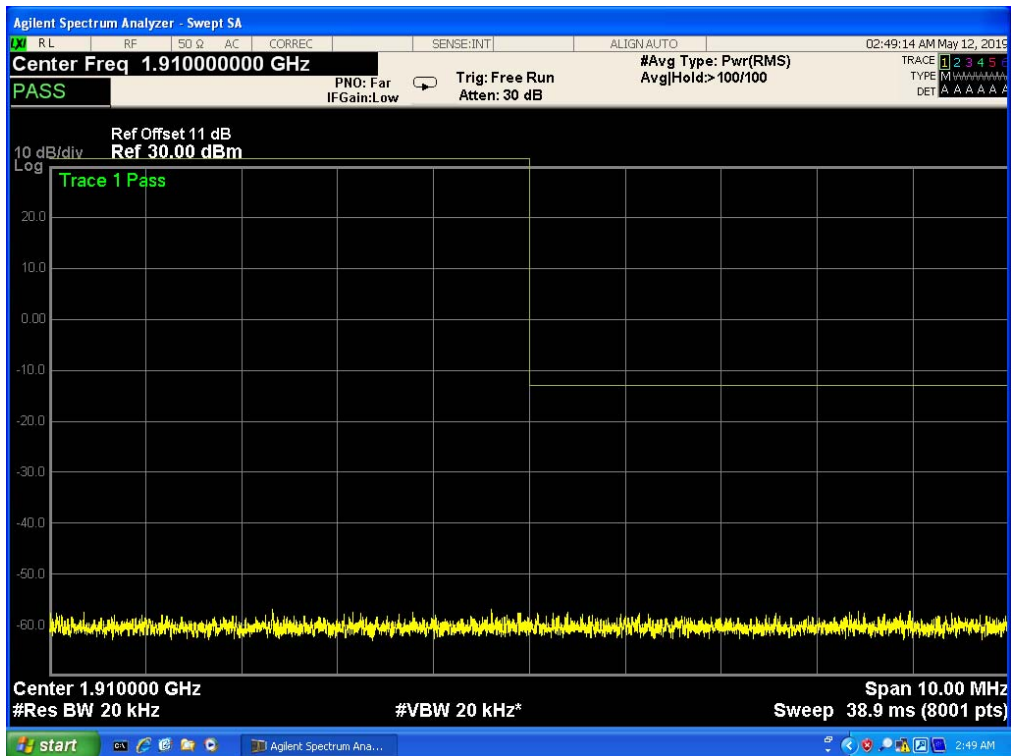
RESULTS

6.1 LTE BAND 2

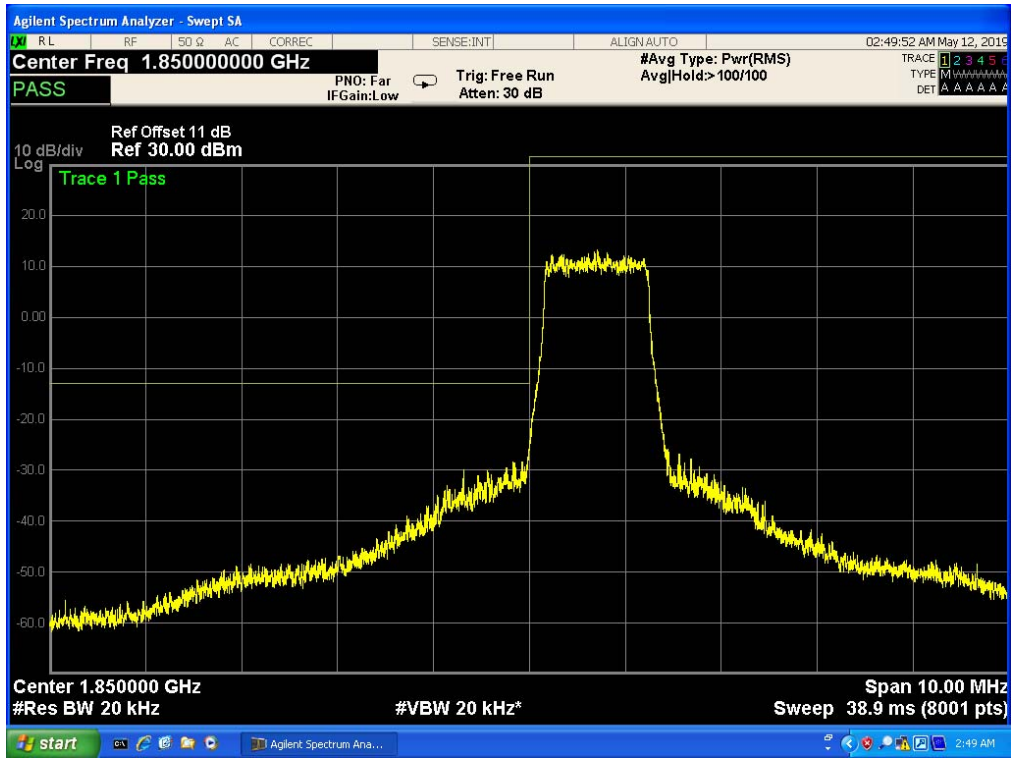
Band 2,UL Channel 18607,UL Frequency 1850.7,BW 1.4,NO. RB 6,RB POS. Low,QPSK



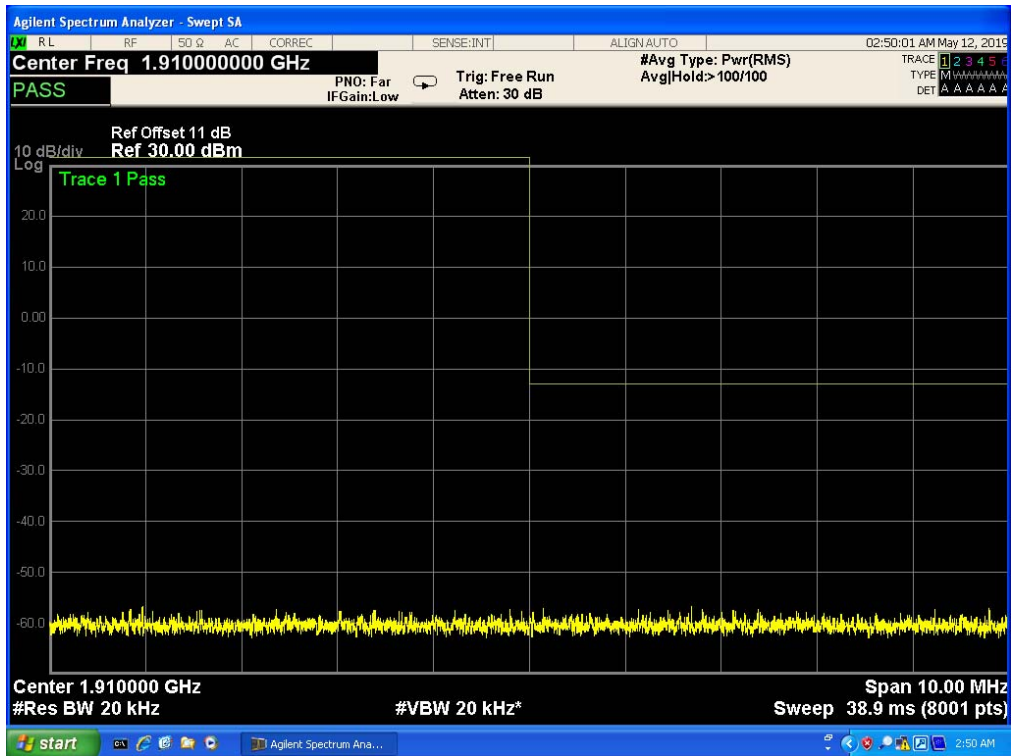
Band 2,UL Channel 18607,UL Frequency 1850.7,BW 1.4,NO. RB 6,RB POS. Low,QPSK



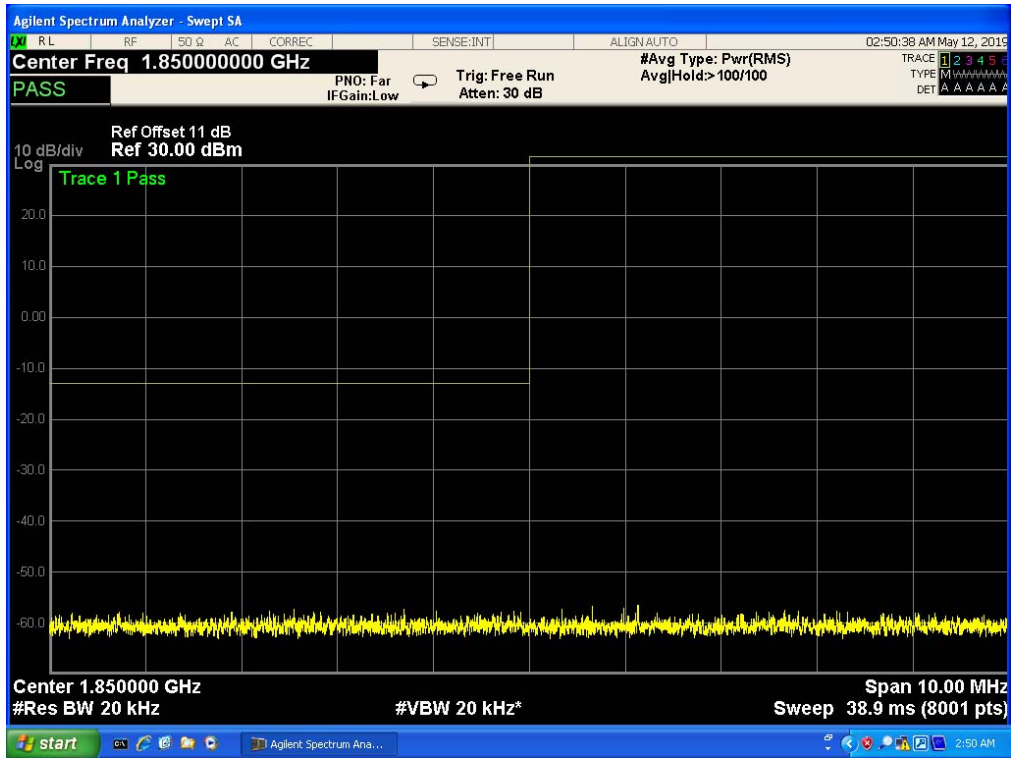
Band 2,UL Channel 18607,UL Frequency 1850.7,BW 1.4,NO. RB 6,RB POS. Low,16QAM



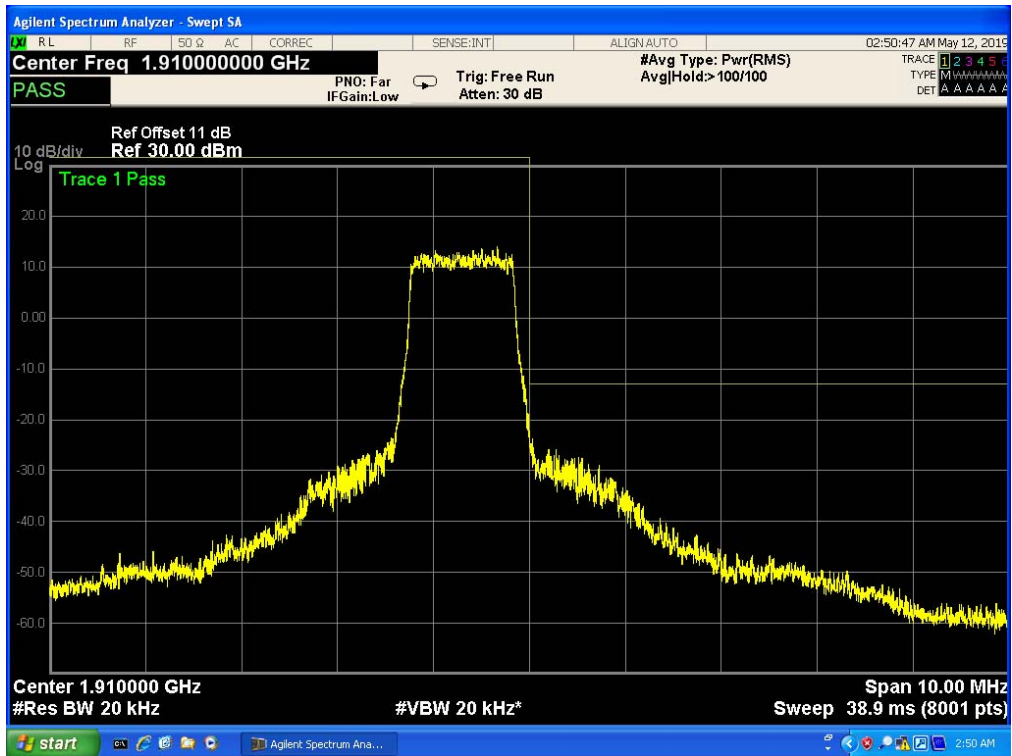
Band 2,UL Channel 18607,UL Frequency 1850.7,BW 1.4,NO. RB 6,RB POS. Low,16QAM



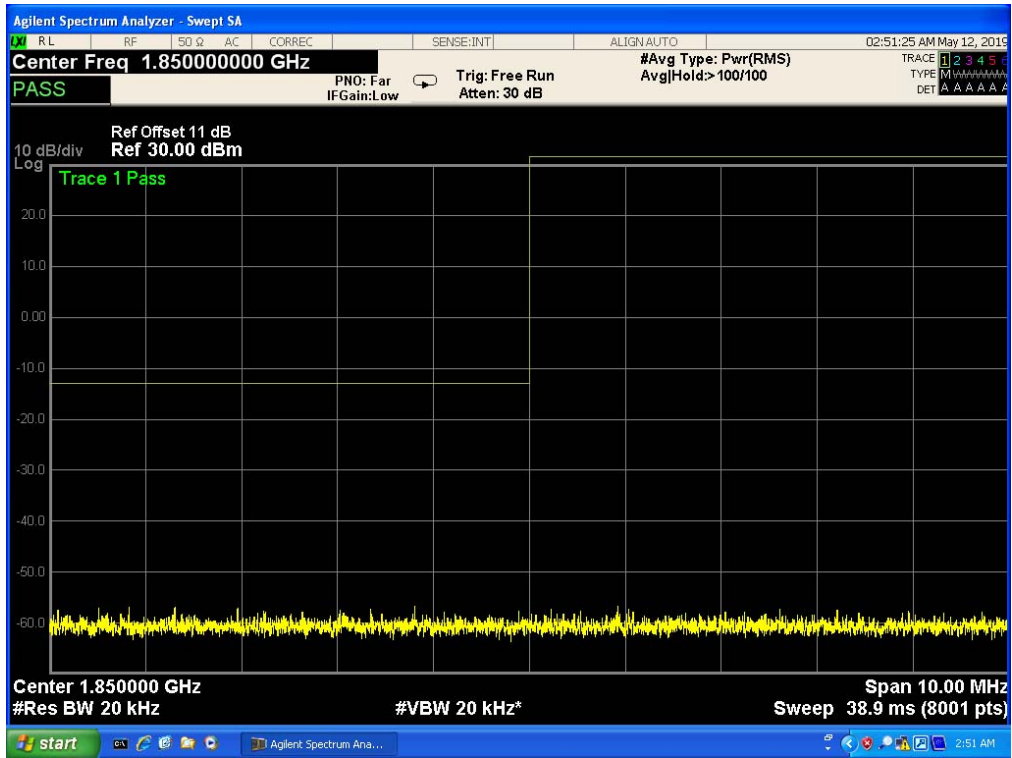
Band 2,UL Channel 19193,UL Frequency 1909.3,BW 1.4,NO. RB 6,RB POS. Low,QPSK



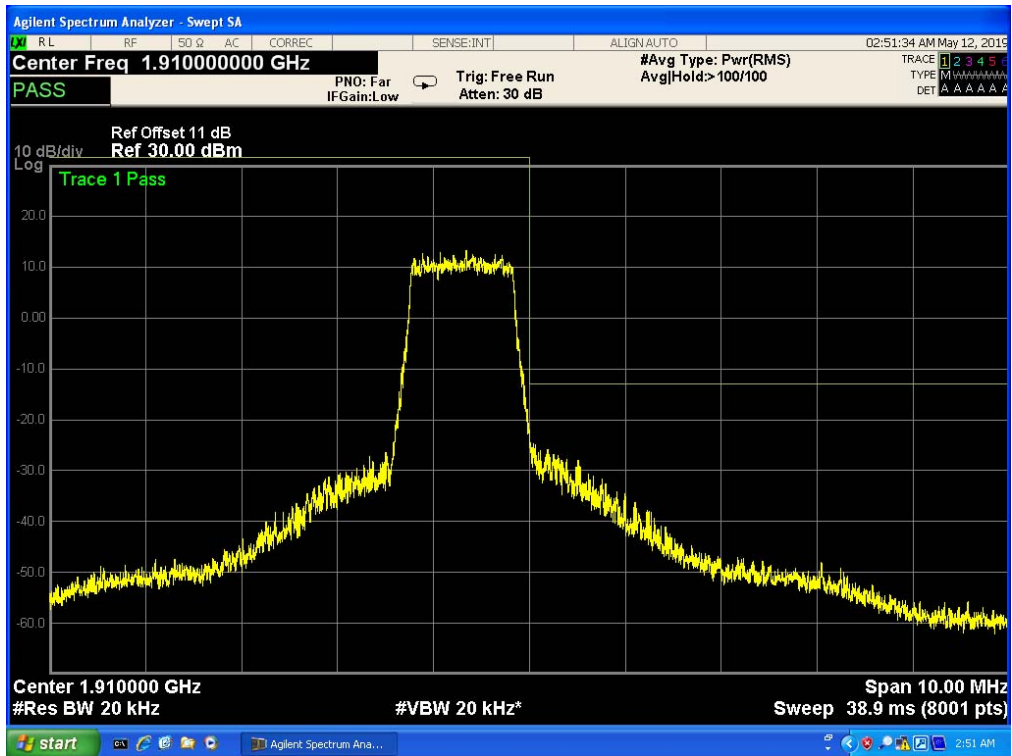
Band 2,UL Channel 19193,UL Frequency 1909.3,BW 1.4,NO. RB 6,RB POS. Low,QPSK



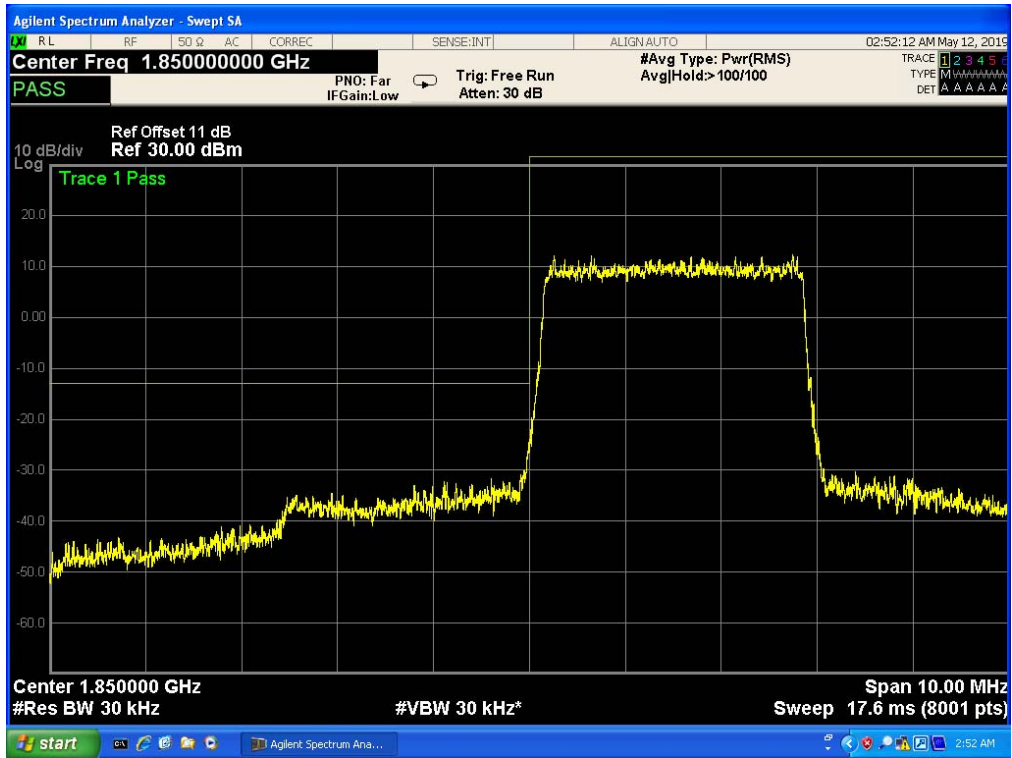
Band 2,UL Channel 19193,UL Frequency 1909.3,BW 1.4,NO. RB 6,RB POS. Low,16QAM



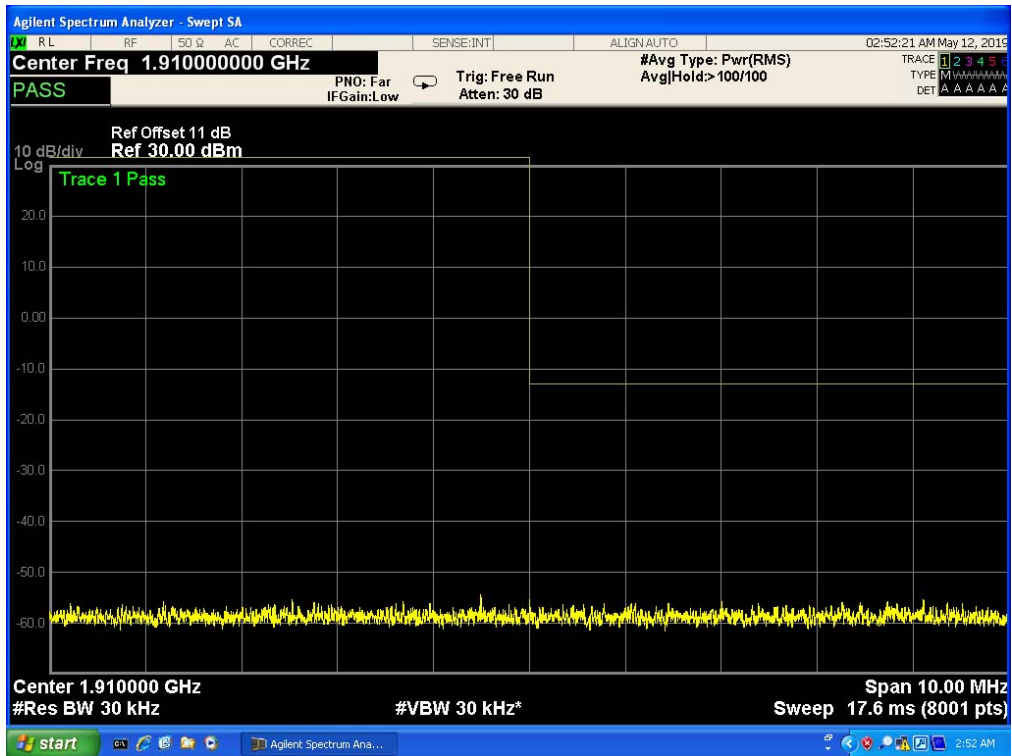
Band 2,UL Channel 19193,UL Frequency 1909.3,BW 1.4,NO. RB 6,RB POS. Low,16QAM



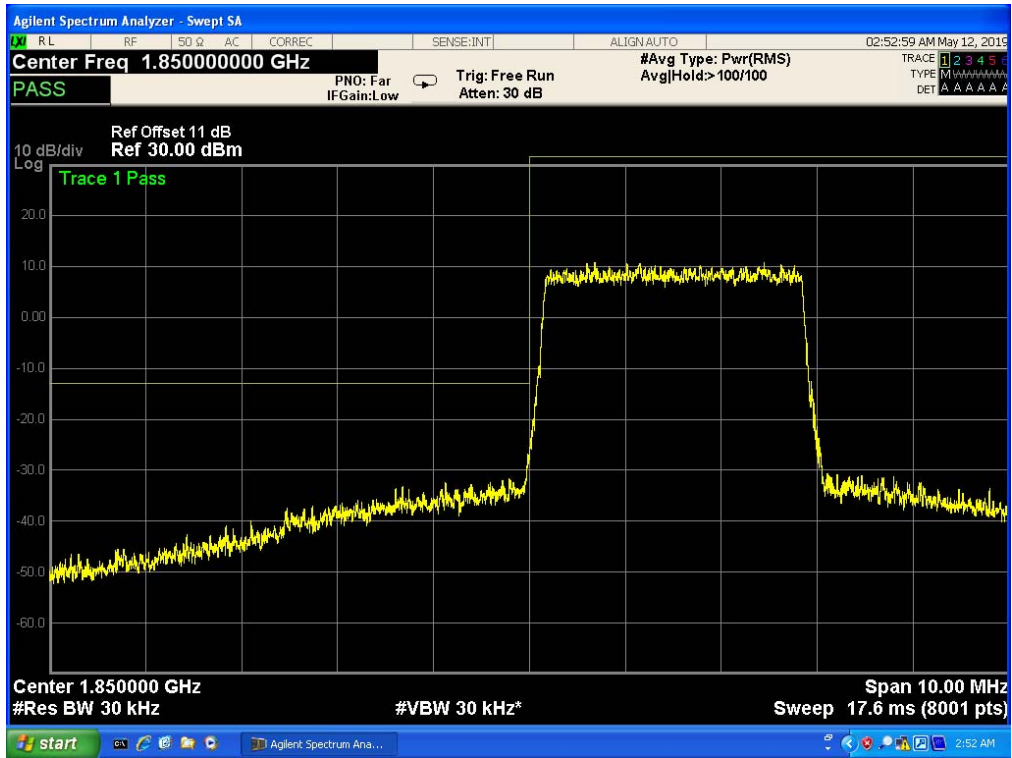
Band 2,UL Channel 18615,UL Frequency 1851.5,BW 3.0,NO. RB 15,RB POS. Low,QPSK



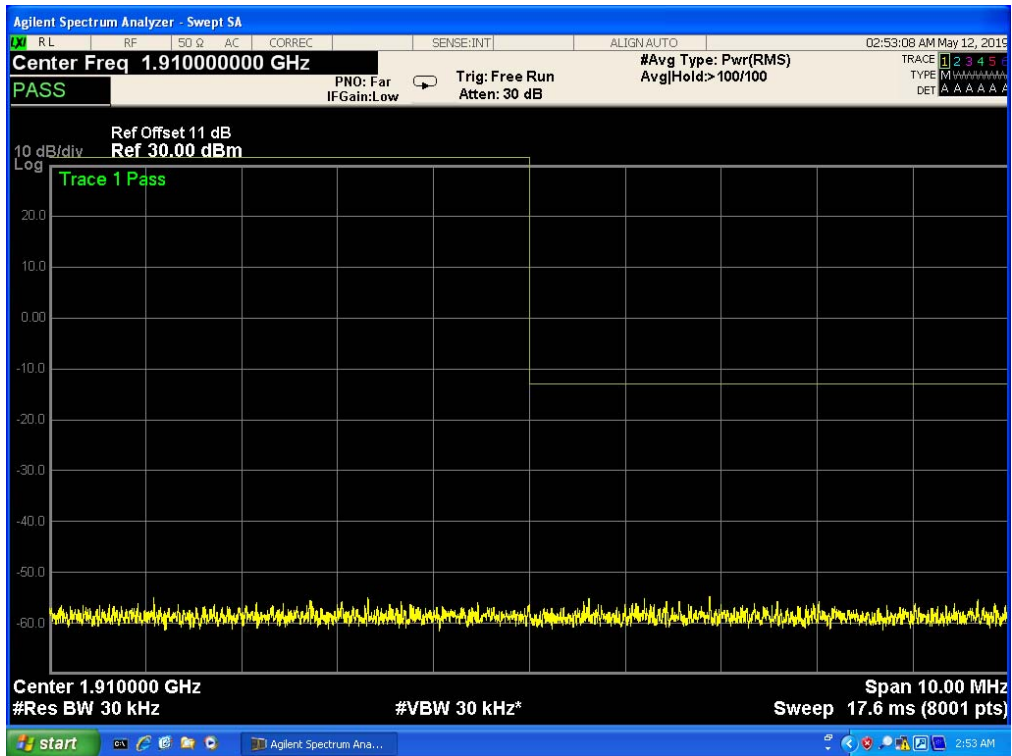
Band 2,UL Channel 18615,UL Frequency 1851.5,BW 3.0,NO. RB 15,RB POS. Low,QPSK



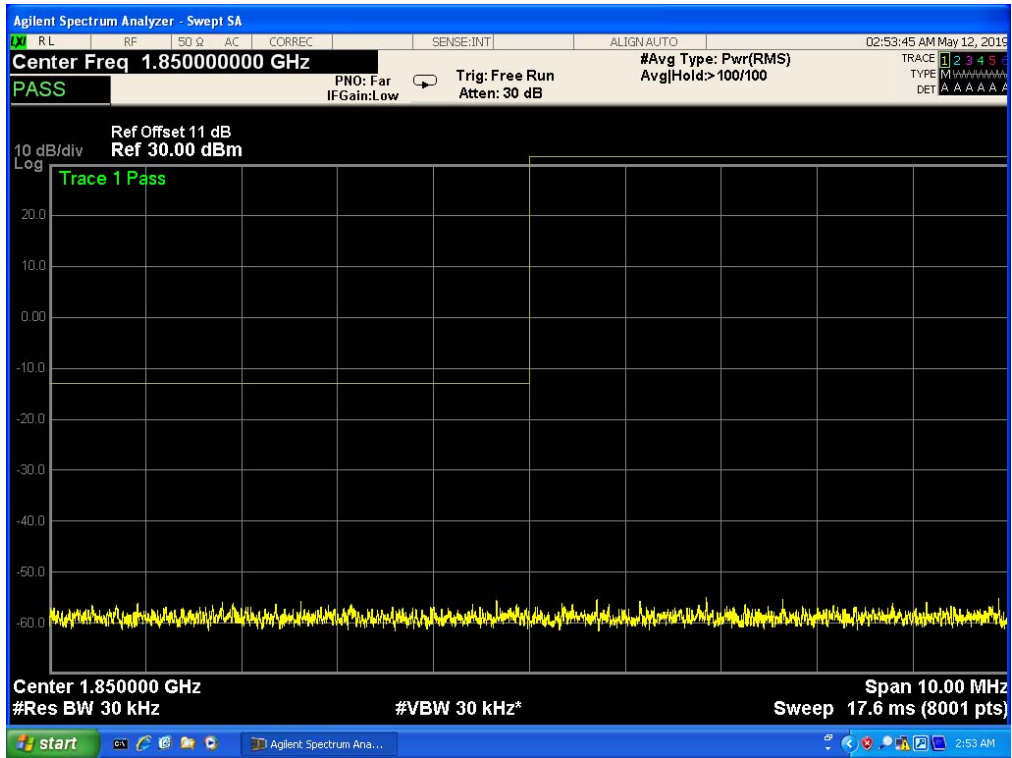
Band 2,UL Channel 18615,UL Frequency 1851.5,BW 3.0,NO. RB 15,RB POS. Low,16QAM



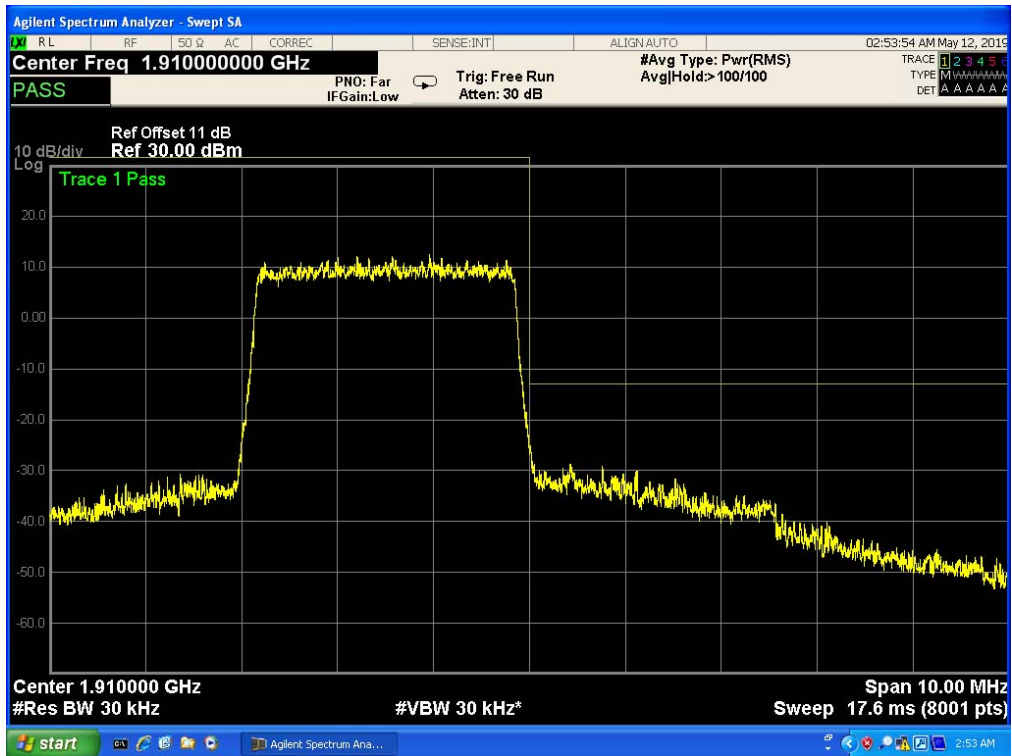
Band 2,UL Channel 18615,UL Frequency 1851.5,BW 3.0,NO. RB 15,RB POS. Low,16QAM



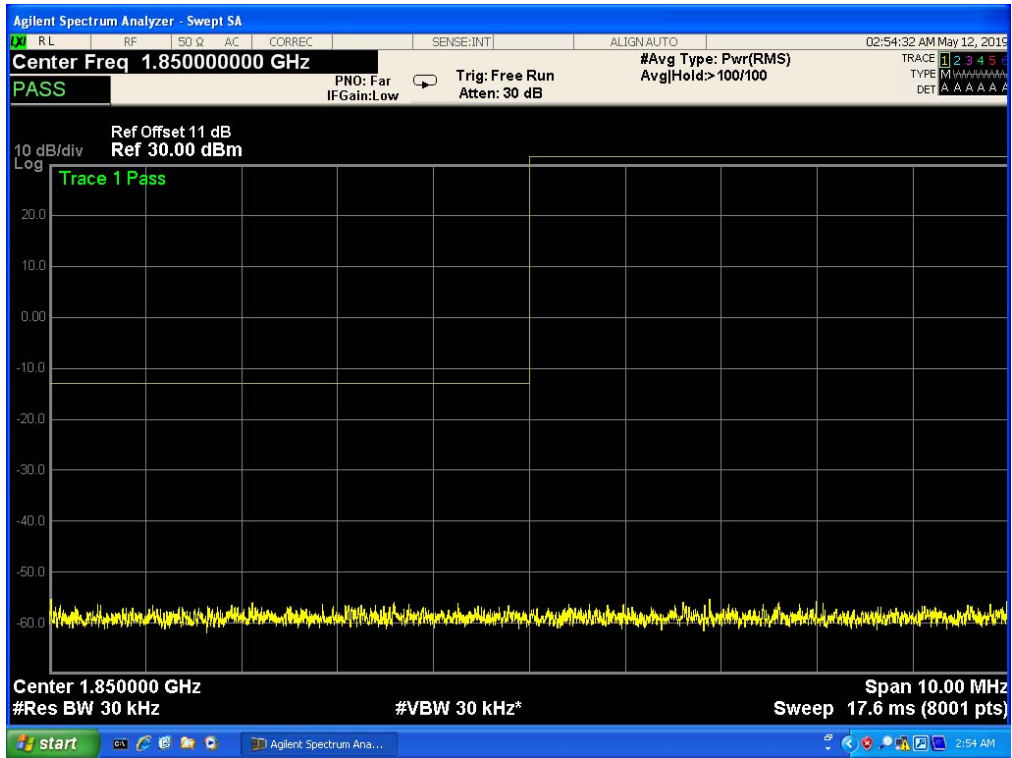
Band 2,UL Channel 19185,UL Frequency 1908.5,BW 3.0,NO. RB 15,RB POS. Low,QPSK



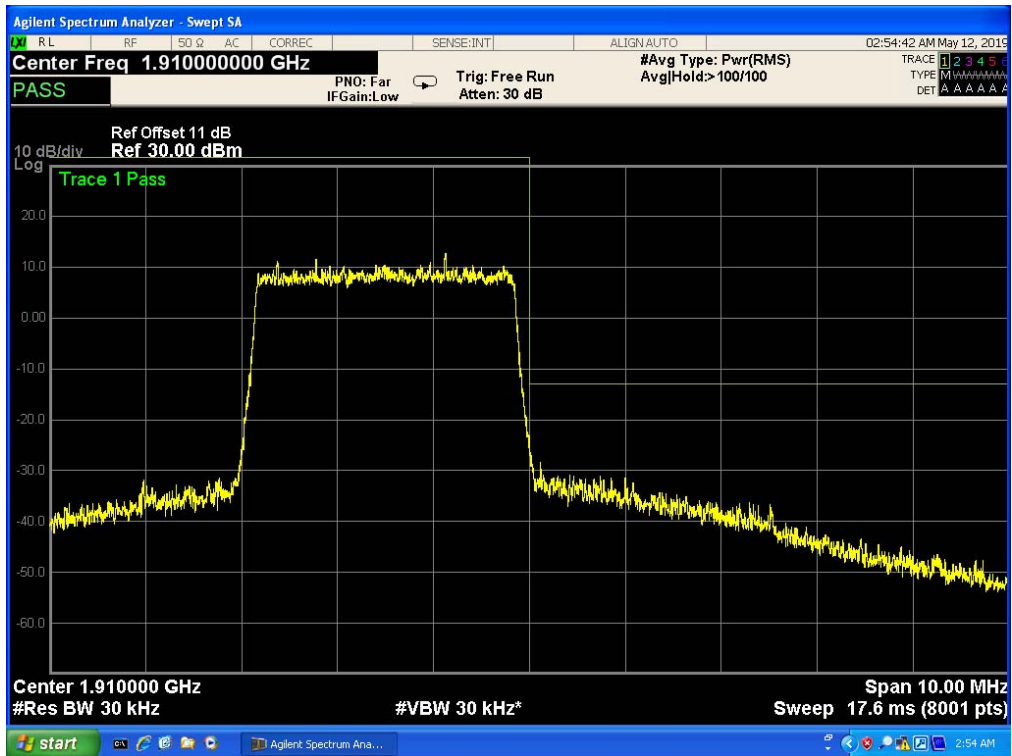
Band 2,UL Channel 19185,UL Frequency 1908.5,BW 3.0,NO. RB 15,RB POS. Low,QPSK



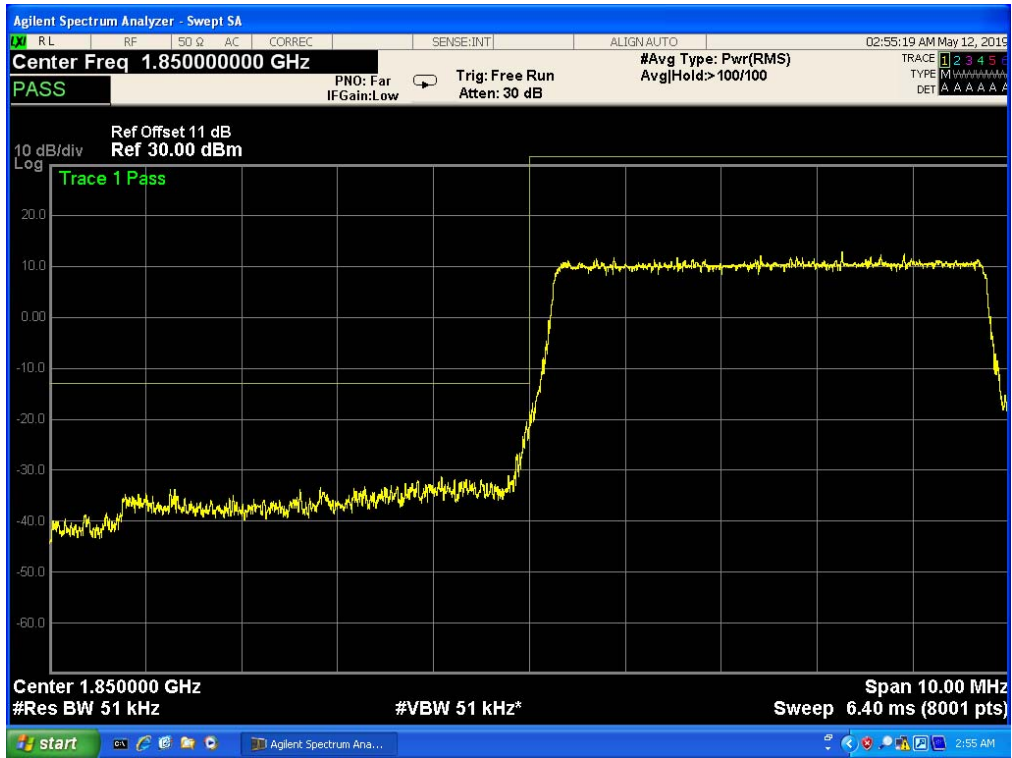
Band 2,UL Channel 19185,UL Frequency 1908.5,BW 3.0,NO. RB 15,RB POS. Low,16QAM



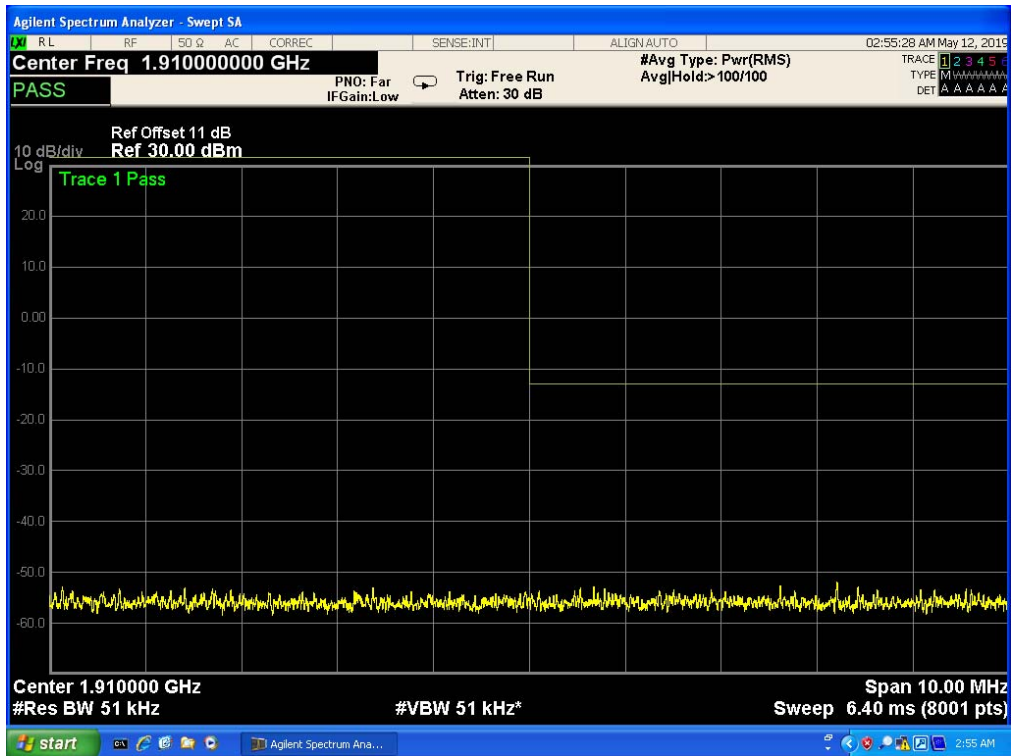
Band 2,UL Channel 19185,UL Frequency 1908.5,BW 3.0,NO. RB 15,RB POS. Low,16QAM



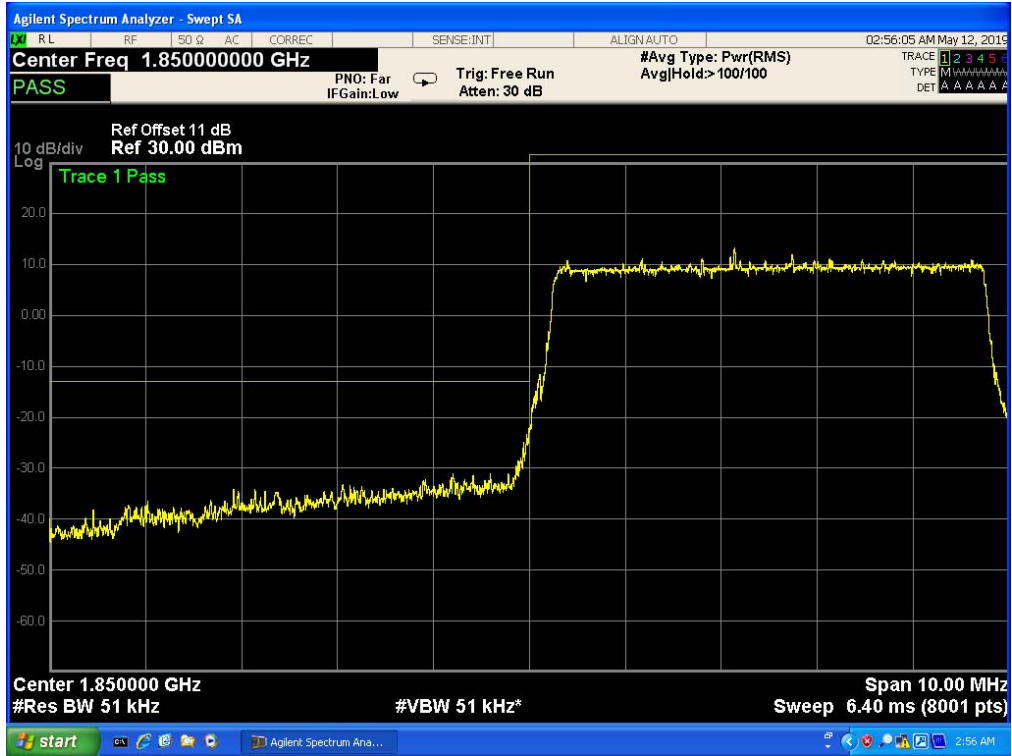
Band 2,UL Channel 18625,UL Frequency 1852.5,BW 5.0,NO. RB 25,RB POS. Low,QPSK



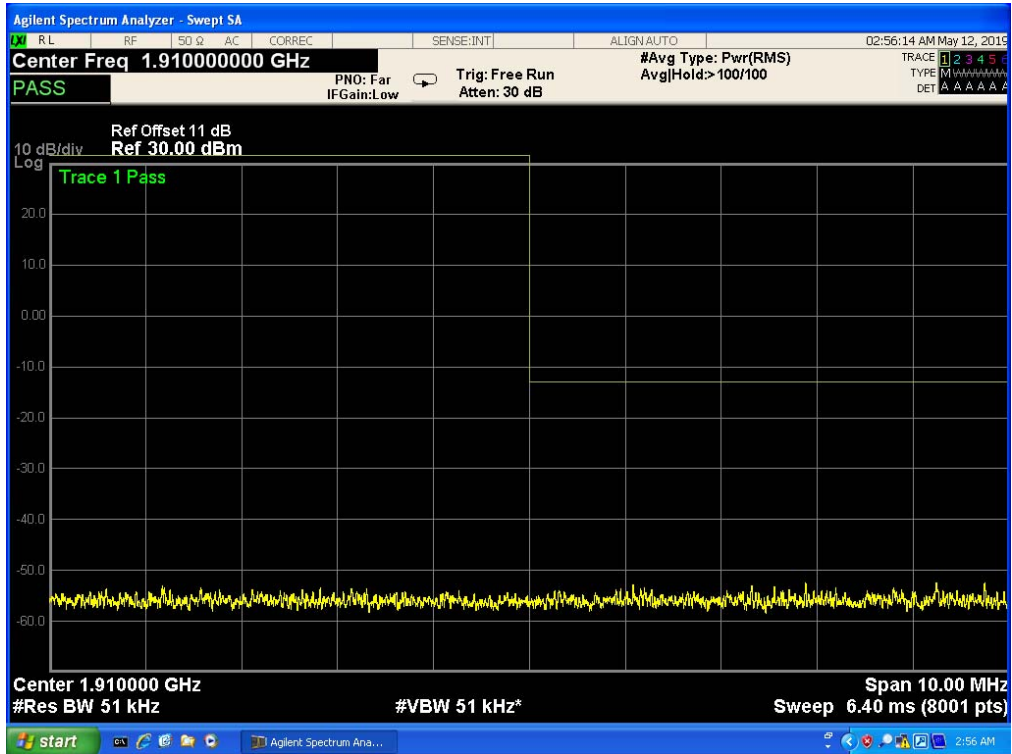
Band 2,UL Channel 18625,UL Frequency 1852.5,BW 5.0,NO. RB 25,RB POS. Low,QPSK



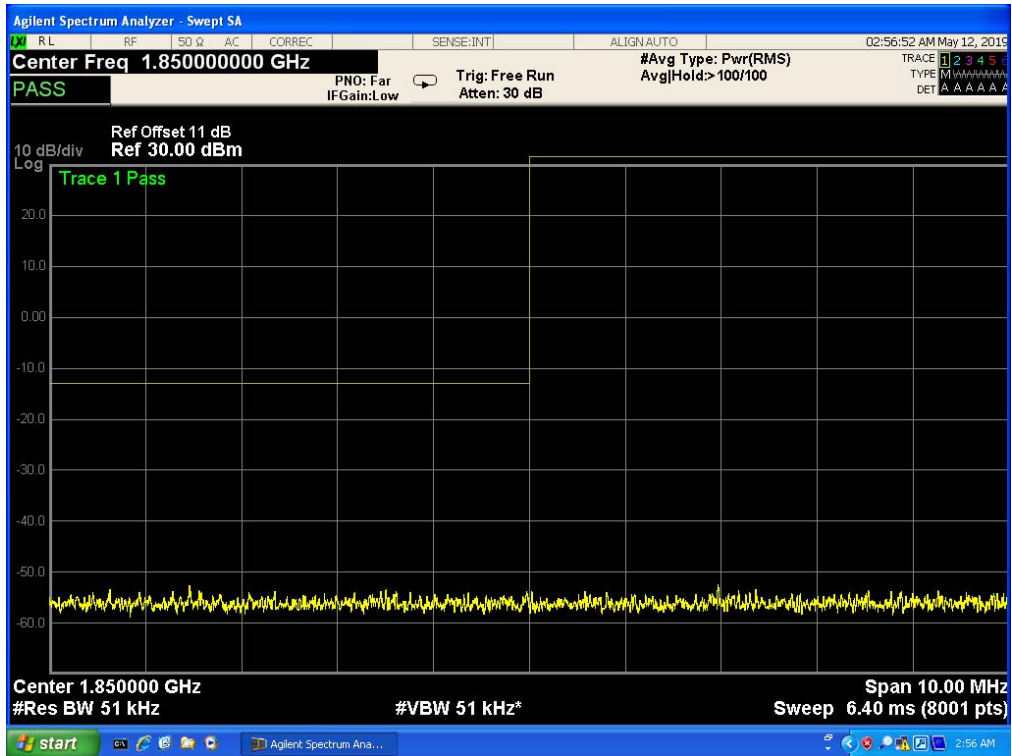
Band 2,UL Channel 18625,UL Frequency 1852.5,BW 5.0,NO. RB 25,RB POS. Low,16QAM



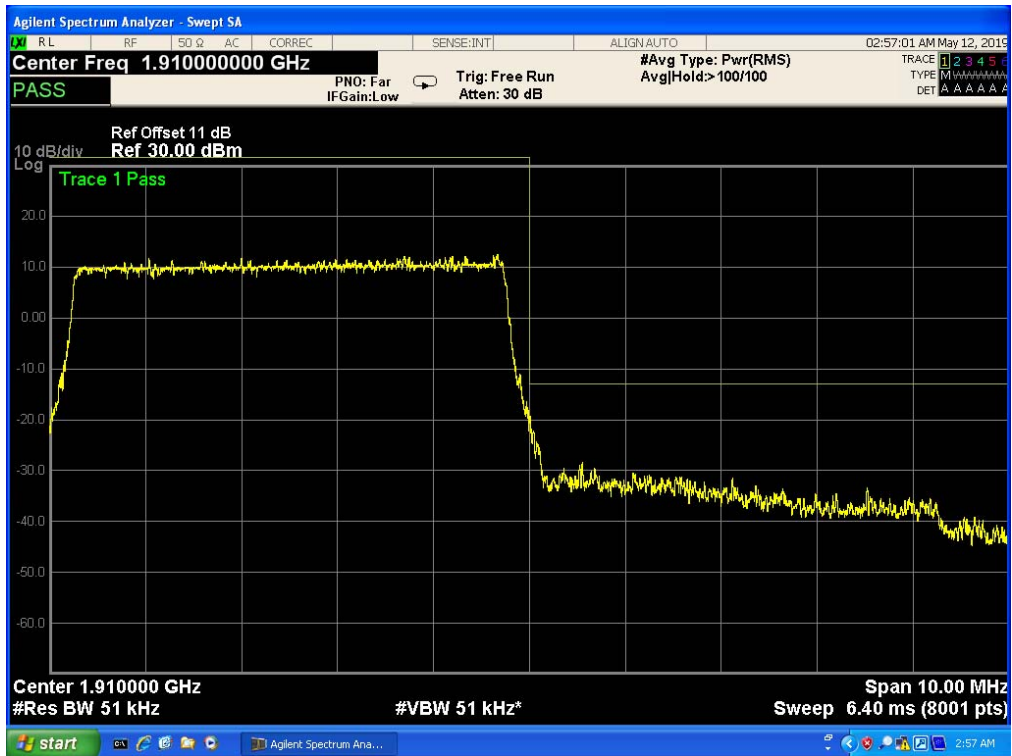
Band 2,UL Channel 18625,UL Frequency 1852.5,BW 5.0,NO. RB 25,RB POS. Low,16QAM



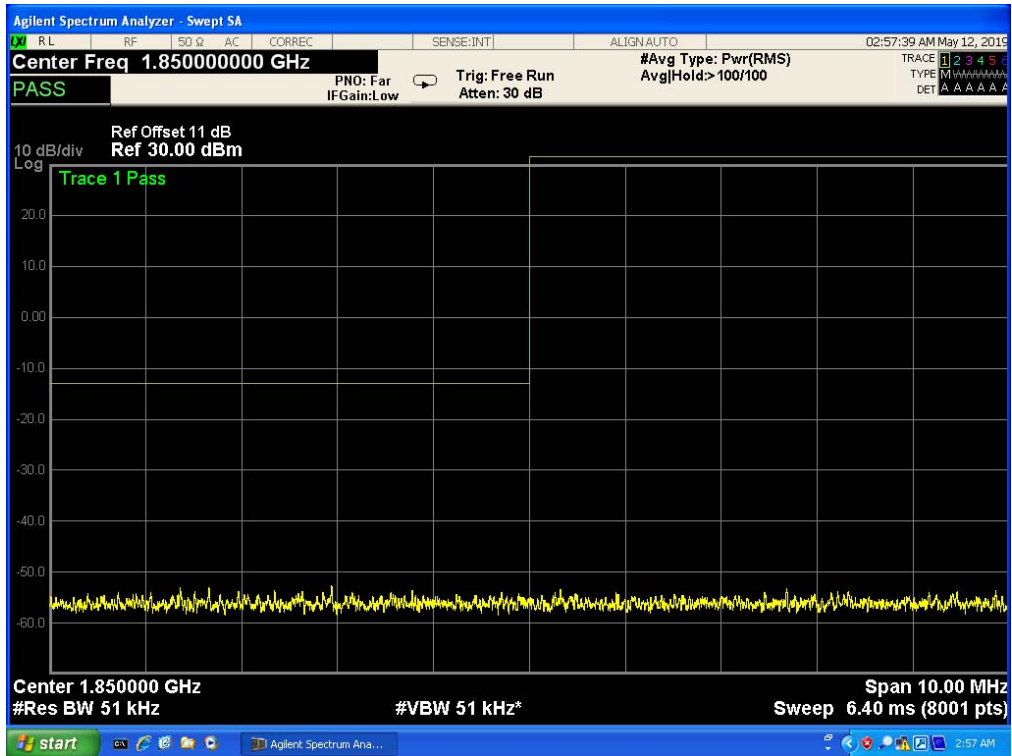
Band 2,UL Channel 19175,UL Frequency 1907.5,BW 5.0,NO. RB 25,RB POS. Low,QPSK



Band 2,UL Channel 19175,UL Frequency 1907.5,BW 5.0,NO. RB 25,RB POS. Low,QPSK



Band 2,UL Channel 19175,UL Frequency 1907.5,BW 5.0,NO. RB 25,RB POS. Low,16QAM



Band 2,UL Channel 19175,UL Frequency 1907.5,BW 5.0,NO. RB 25,RB POS. Low,16QAM

