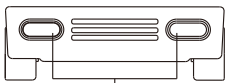
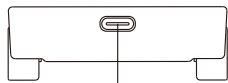


charging area



status LED



Type - C

- once the power is on, the product will be ready to use after the white LED has blinked three times
- the power adapter is not included

Power Supply



status – standby / Fully charged	→	LED indicator – white LED turns off
charging	→	white LED stays solid
abnormal charging	→	white LED blinks

- for fast and safe charging, using a QC 2.0 or PD3.0 Wall charger is highly recommended. Other power adapters may not work well with this device
- incompatible phone, power adapter, metal or abnormal temperature may cause abnormal charging

the power adapter output parameters		Wireless charger output power			
		5 W	7.5 W	10 W	15 W
Adapter	5V / 2A	✓			
	5V / 3A	✓			
QC 3.0/2.0 Adapter	5V / 2A & 3A; 9V / 2A; 12V / 1.5A	✓	✓	✓	✓
AFC Adapter	5V / 2A; 9V / 1.67A	✓	✓	✓	
PD Adapter	5V / 3A; 9V / 2A; 12V / 1.5A	✓	✓	✓	✓
	5V / 3A; 9V / 2A	✓	✓	✓	✓
	5V / 3A; 9V / 2.22A	✓	✓	✓	✓

attentions

- keep the charge away from water or other liquids
- do not place cards equipped with a magnetic strip or chip (such as ID and ATM cards) close to the charger, as it may cause extreme heat that may burn or damage the device
- wall charger and USB cable (both support QC2.0 or PD3.0) are required for fast charging.
- it would not charge if the thickness of phone case is more than 4mm (0.15 inch)
- turn off the high power-consumption applications to prevent from overheating or slowing down the charging speed
- if there are medical devices (such as pacemakers, hearing aids, cochlear implants, etc.) nearby, please consult the medical device manufacturer to ensure that they will not cause interference
- it is recommended for use in temperatures between 0°C and 35°C

FCC regulatory conformance

This device complies with Part 15 of the FCC Rules. Operation is subject to the following two conditions:

- This device may not cause harmful interference.
- This device must accept any interference received, including interference that may cause undesired operation.

NOTE: This equipment has been tested and found to comply with the limits for a Class B digital device, pursuant to part 15 of the FCC Rules. These limits are designed to provide reasonable protection against harmful interference in a residential installation.

This equipment generates uses and can radiate radio frequency energy and, if not installed and used in accordance with the instructions, may cause harmful interference to radio communications. However, there is no guarantee that interference will not occur in a particular installation. If this equipment does cause harmful interference to radio or television reception, which can be determined by turning the equipment off and on, the user is encouraged to try to correct the interference by one or more of the following measures:

- Reorient or relocate the receiving antenna.
- Increase the separation between the equipment and receiver.
- Connect the equipment into an outlet on a circuit different from that to which the receiver is connected.
- Consult the dealer or an experienced radio/TV technician for help.

NOTE: The manufacturer is not responsible for any radio or TV interference caused by unauthorized modifications to this equipment. Such modifications could void the user's authority to operate the equipment.

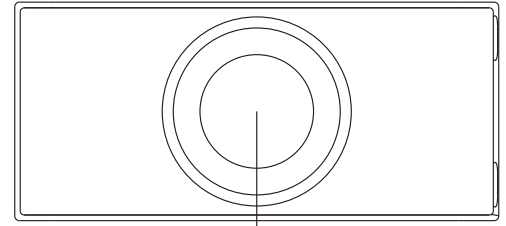
RF Exposure

This equipment complies with FCC radiation exposure limits set forth for an uncontrolled environment. This equipment should be installed and operated with minimum distance of 20 cm between the radiator and your body. This transmitter must not be co-located or operating in conjunction with any other antenna or transmitter.

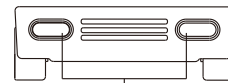
support



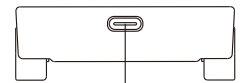
- please visit support.8bitdo.com for further information & additional support.



充电区域



指示灯



Type - C 接口

- 连接电源后 LED 灯闪烁三次, 即可开始正常工作。
- 包装内不含电源适配器。

电源



工作状态 待机 / 充电结束	→	指示灯状态 LED 熄灭
正在充电	→	LED 常亮
充电异常	→	LED 闪烁

- 为保证充电效果和安全, 请使用 QC 3.0 或 PD 2.0 的电源适配器, 其他电源适配器可能无法正常工作。
- 充电异常 LED 闪烁包含: 不支持的设备、有金属异物、温度过高、电压不足等。

电源适配器参数		无线充电器输出功率			
		5 W	7.5 W	10 W	15 W
普通适配器	5V / 2A	✓			
	5V / 3A	✓			
QC 3.0/2.0 适配器	5V/2A或3A; 9V/2A; 12V/1.5A	✓	✓	✓	✓
AFC适配器	5V/2A; 9V/1.67A	✓	✓	✓	
PD快充适配器	5V/3A;9V/2A; 12V/1.5A	✓	✓	✓	✓
	5V/3A;9V/2A	✓	✓	✓	✓
	5V/3A;9V/2.22A	✓	✓	✓	✓

注意事项

- 请使用时远离水或其他液体以免出现故障。
- 请勿将无线充电器靠近银行卡 (或带有磁条的其他卡片), 切勿将其他金属物品置于无线充电器上, 以免造成损坏。
- 快充需要使用 QC / PD 电源适配器, 以及支持快充的 USB 线。
- 手机壳厚度超过 4mm 时, 无线充电器可能无法感应到手机。
- 充电过程中请尽量关闭大量耗电的应用程序, 以免设备温度过高无法正常充电或充电速度减缓。
- 如果附近有医疗器械 (如起搏器、助听器、人工耳蜗植入等), 请咨询医疗器械制造商, 以确保它们不会造成干扰。
- 建议在 0°C 至 35°C 的温度下使用。

符合 FCC 法规要求

本设备符合 FCC 规则的第 15 部分。须满足以下两个条件:

- 本设备不得造成有害干扰。
- 本设备必须接受任何收到的干扰, 包括可能导致意外操作的干扰。

注意: 本设备已经过测试, 符合 FCC 规则第 15 部分规定的 B 类数字设备的限制。这些限制旨在提供合理的保护, 防止住宅安装中的有害干扰。本设备会产生并辐射射频能量, 如果未按照说明安装和使用, 可能会对无线电通信造成有害干扰。然而, 不能保证在特定的安装中不会发生干扰。如果此设备确实对无线电或电视接收造成有害干扰 (可以通过关闭和打开设备来确定), 建议用户尝试通过以下一种或多种措施来消除干扰:

- 重新调整或摆放接收天线。
- 增加设备和接收器之间的距离。
- 将设备连接到与接收器连接的电路不同的电路上的插座。
- 向经销商或有经验的无线电/电视技术人员寻求帮助。

注意: 制造商对因未经授权擅自改装本设备而造成的任何无线电或电视干扰概不负责。此类改装可能会导致用户操作设备的权限无效。

射频暴露

本设备符合 FCC 规定的非控制环境下的辐射暴露限制。安装和操作本设备时, 散热器与您的身体之间的距离至少应为 20 厘米。此发射器不得与任何其他天线或发射器位于同一地点或一起运行。

技术支持



- 若要进一步了解此产品的更多功能, 请前往 support.8bitdo.cn 了解详细信息。

