

**WECHEER.IO**  
Smart Bottle Opener  
Model: HiKaMi SBO2

Thank you for purchasing a WECHEER.IO Smart Bottle Opener. This user guide will give you all the basic information to get started using your device, please read it carefully.

**What is included in the box**

Single Pack


- 1 x WECHEER.IO Smart Bottle Opener (HiKaMi SBO2)
- 1 x micro-usb charging cable
- This instruction guide

Five Pack

- 5 x WECHEER.IO Smart Bottle Opener (HiKaMi SBO2)
- 5 x micro-usb charging cables
- 1 x 5 port micro-usb charger
- This instruction guide

**How to use your smart bottle opener**

The WECHEER.IO Smart Bottle Opener is simple to use, and functions much like a traditional bottle opener. Before starting, remember to charge your smart bottle opener for at least 1h. Hold the opener as illustrated and latch the opener onto the bottle cap. It is recommended to hold the bottle with one hand and pull or push the opener firmly with the other to open the bottle. After opening, the bottle cap is removed and held by the magnets. Every time a bottle is opened, the smart bottle opener takes a picture of the cap, and transmits the image to the HiKaMi Image Processing server over Wi-Fi.



**How to connect with your smart phone**

To use the smart bottle opener, configure your WiFi Networks and enjoy beer rewards for every bottle opened, the WECHEER.IO Pub Manager App must be installed (Android & iOS Compatible). The Wi-Fi configuration is done over Bluetooth, just follow the in-app instructions.

GET IT ON  




Download on the  





**Overview of the Opener**

To use the smart bottle opener, configure your WiFi Networks and enjoy beer rewards for every bottle opened, the WECHEER.IO Pub Manager App must be installed (Android & iOS Compatible). The Wi-Fi configuration is done over Bluetooth, just follow the in-app instructions.




**Caring for your opener**


WECHEER.IO Smart Bottle Opener is an electronic device and must be handled with care.




1 - WECHEER.IO Smart Bottle Opener is delicate ; Do not drop it in water, beer or on the floor.



2 - Use WECHEER.IO Smart Bottle Opener only for its designed purpose ; Beware of its sharp edges. Note that the opener is designed to open standard 26mm crown caps. Larger or smaller caps are not recommended.



3 - The wecheer.io opener is not a toy ; Keep it away from children.



4 - The wecheer.io opener has a re-chargable battery ; Store in a dry and cool place, avoid long exposure in extreme temperatures both hot and cold.

For more information please check our website: [www.wecheer.io](http://www.wecheer.io)

**Warranty**

The WECHEER.IO Smart Bottle Opener is warrantied to be free of defects if used according to the user manual. The product is delivered with a one year limited manufacturer warranty.

**Safety Notice**

- Do not disassemble or attempt to service this product.
- This product is safe for use under normal operating conditions.
- If the product is operating improperly, contact HiKaMi support.
- Product must be returned to manufacturer for any service or repair.

**Troubleshooting**

Below are the most common issues faced, please refer to the FAQ section on our website [www.wecheer.io](http://www.wecheer.io) for a complete troubleshooting guide.

Issue	What to do?
LED does not light up	Ensure the device has been charged at least for 1h. Then, try pressing the LED button. If it does not light-up, please contact support.

Page 4

Issue	What to do?
I cannot configure the WiFi.	The opener only functions on 2.4GHz WiFi. Try moving closer to the WiFi router and try configuring again.
I cannot find the device from my phone.	Please follow on-screen instructions or refer to our FAQ for App troubleshooting.
The opener does not detect the bottle opened.	Ensure that the camera lens is clean and free of dirt. Check the application for instructions and troubleshooting.

**LED Patterns**

LED Status	What to do?
Solid Green	The device is awake and is either taking a picture of the cap or transmitting images.
Blinking Green	The device is connecting to the server to transmit images.
Solid Orange	The device is in Bluetooth configuration mode, in order to receive the WiFi Network connection information from the phone App. The opener will shut down after two minutes in this mode if the configuration has not been received.

**Data Privacy Notice**

The on-board camera is designed to only take pictures when a bottle is being opened. At other times, the camera is off and does not record continuously.

**Product Specifications**


- Casing:
- Metal:
- Dimensions:
- Weight:
- Communication:
- Memory:
- Battery:
- Charging Point:
- Cap Capture:
- Operating Temperature Range:
- The opener is not waterproof rated

ABS Plastic  
Stainless Steel  
Ø = 32mm, L = 126mm  
-85g  
Wi-Fi 2.4 GHz, BT 4.0  
-100 bottle caps  
Rechargeable Li-Po 800 mAh  
Micro-USB  
On-Board Camera  
5 to 40 °C


Page 5

**Regulatory Notices**


WECHEER.IO Smart Bottle Opener is an electronic device and must be handled with care.



This device complies with Part 15 of the FCC Rules. Operation is subject to the following two conditions: (1) this device may not cause harmful interference, and (2) this device must accept any interference received, including interference that may cause undesired operation.



The symbol on the product, packaging and/or accompanying document indicates that this product should not be disposed with normal household waste. This product shall be taken to the applicable collection point for recycling. The correct disposal of your old product will help prevent potential negative consequences for the environment and human health. For more information about recycling this product, contact the shop where you purchased the product, or your local authority.



This product complies with the EMC requirements of the European Community.

Any Changes or modifications not expressly approved by the party responsible for compliance could void the user's authority to operate the equipment.

**RF exposure statement:**

This equipment complies with FCC radiation exposure limits set forth for an uncontrolled environment. The device has been evaluated to meet general RF exposure requirement. The device can be used in portable exposure condition without restriction.


This equipment has been tested and found to comply with the limits for a Class B digital device, pursuant to part 15 of the FCC Rules. These limits are designed to provide reasonable protection against harmful interference in a residential installation. This equipment generates, uses and can radiate radio frequency energy and, if not installed and used in accordance with the instructions, may cause harmful interference to radio communications. However, there is no guarantee that interference will not occur in a particular installation. If this equipment does cause harmful interference to radio or television reception, which can be determined by turning the equipment off and on, the user is encouraged to try to correct the interference by one or more of the following measures:

- Reorient or relocate the receiving antenna.
- Increase the separation between the equipment and receiver.
- Connect the equipment into an outlet on a circuit different from that to which the receiver is connected.
- Consult the dealer or an experienced radio/TV technician for help.

Page 6

**Manufacturer Support**

Please check our website [wecheer.io](http://wecheer.io) & FAQ for answers to most common questions. If you still need help, if you have feedback or other questions about our products, you can contact us:



**HiKaMi Digital SA**  
Av. Victor-Ruffy 5,  
Lausanne,  
Switzerland  
1012  
+41 31 552 06 88

**VPDD HiKaMi**  
282-284 Phan Xich Long  
Phu Nhuan, HCM-City  
Vietnam  
+84 28 7300 7990

[www.hikami.digital](http://www.hikami.digital)  
[support@hikami.digital](mailto:support@hikami.digital)

**RF Exposure Information (SAR)**

**The SAR Limit of USA (FCC) is 4.0W/kg averaged over 10 gram of tissue. Product model number: HiKaMi SBO2 , FCC ID: 2A0W5-SBO2 has also been tested against this SAR limit. The highest SAR value reported under this standard during product certification for use at the handheld is 0.52W/kg, the device was test for typical Handheld use. To maintain compliance with FCC RF exposure requirements.**