

## RF Test Data for RLAN(5.2G) (Conducted Measurement)

Product Name: Set Top Box

Trade Mark: N/A

Test Model: SN8BKCC

FCC ID: 2AOVU-SN8BKC

### Environmental Conditions

Temperature:	25.5°C
Relative Humidity:	55%
ATM Pressure:	100.0 kPa
Test Engineer:	Anna Hu
Supervised by:	Hugo Chen
NOTE	N/A

## Appendix A1: Emission Bandwidth

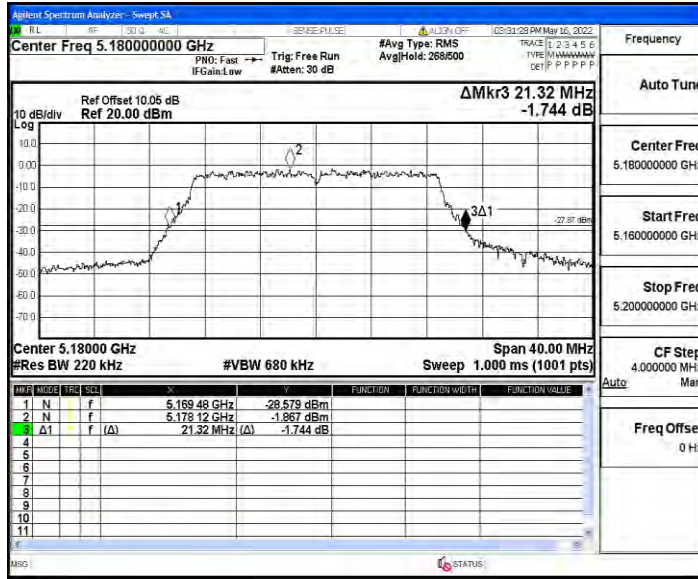
### Test Result

TestMode	Antenna	Channel	26db EBW [MHz]	FL[MHz]	FH[MHz]	Limit[MHz]	Verdict
11A	Ant1	5180	21.320	5169.480	5190.800	---	PASS
	Ant2	5180	21.320	5169.320	5190.640	---	PASS
	Ant1	5200	21.440	5189.200	5210.640	---	PASS
	Ant2	5200	21.280	5189.400	5210.680	---	PASS
	Ant1	5240	21.160	5229.480	5250.640	---	PASS
	Ant2	5240	21.120	5229.480	5250.600	---	PASS
11N20MIMO	Ant1	5180	21.440	5169.320	5190.760	---	PASS
	Ant2	5180	21.200	5169.360	5190.560	---	PASS
	Ant1	5200	21.320	5189.360	5210.680	---	PASS
	Ant2	5200	21.240	5189.520	5210.760	---	PASS
	Ant1	5240	21.320	5229.320	5250.640	---	PASS
	Ant2	5240	21.240	5229.360	5250.600	---	PASS
11N40MIMO	Ant1	5190	39.600	5170.240	5209.840	---	PASS
	Ant2	5190	39.600	5170.320	5209.920	---	PASS
	Ant1	5230	39.760	5210.080	5249.840	---	PASS
	Ant2	5230	39.920	5210.080	5250.000	---	PASS
11AC20MIMO	Ant1	5180	21.400	5169.280	5190.680	---	PASS
	Ant2	5180	21.160	5169.320	5190.480	---	PASS
	Ant1	5200	21.480	5189.320	5210.800	---	PASS
	Ant2	5200	21.600	5189.240	5210.840	---	PASS
	Ant1	5240	21.480	5229.200	5250.680	---	PASS
	Ant2	5240	21.560	5229.200	5250.760	---	PASS
11AC40MIMO	Ant1	5190	40.320	5169.840	5210.160	---	PASS
	Ant2	5190	40.000	5170.080	5210.080	---	PASS
	Ant1	5230	40.000	5210.000	5250.000	---	PASS
	Ant2	5230	40.160	5210.080	5250.240	---	PASS

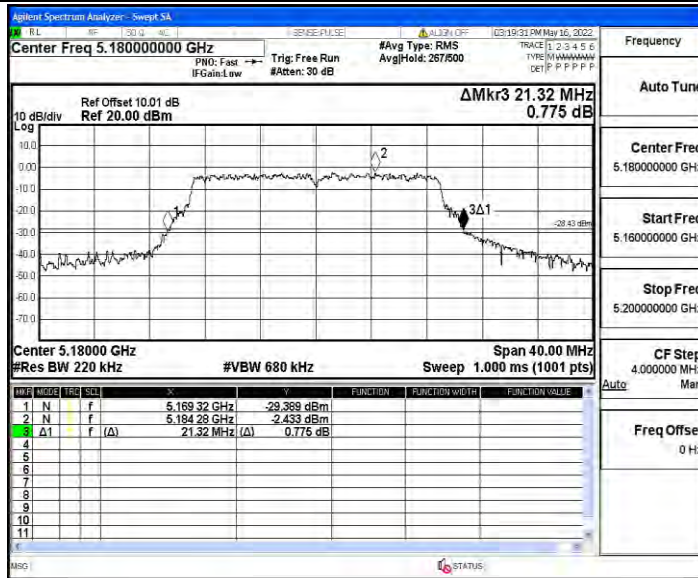
TestMode	Antenna	Channel	26db EBW [MHz]	FL[MHz]	FH[MHz]	Limit[MHz]	Verdict
11AC80MIMO	Ant1	5210	81.760	5169.200	5250.960	---	PASS
	Ant2	5210	81.760	5169.520	5251.280	---	PASS
11AX20MIMO	Ant1	5180	21.520	5169.280	5190.800	---	PASS
	Ant2	5180	21.240	5169.400	5190.640	---	PASS
	Ant1	5200	21.120	5189.520	5210.640	---	PASS
	Ant2	5200	21.440	5189.280	5210.720	---	PASS
	Ant1	5240	21.480	5229.400	5250.880	---	PASS
	Ant2	5240	21.320	5229.240	5250.560	---	PASS
11AX40MIMO	Ant1	5190	40.080	5170.080	5210.160	---	PASS
	Ant2	5190	39.760	5170.160	5209.920	---	PASS
	Ant1	5230	40.160	5210.000	5250.160	---	PASS
	Ant2	5230	39.600	5210.240	5249.840	---	PASS
11AX80MIMO	Ant1	5210	81.280	5169.520	5250.800	---	PASS
	Ant2	5210	81.760	5169.360	5251.120	---	PASS

Test Graphs

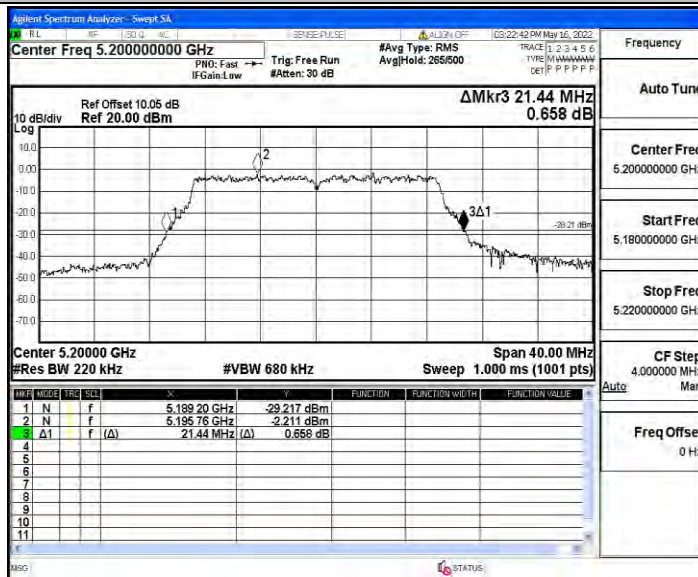
11A\_Ant1\_5180



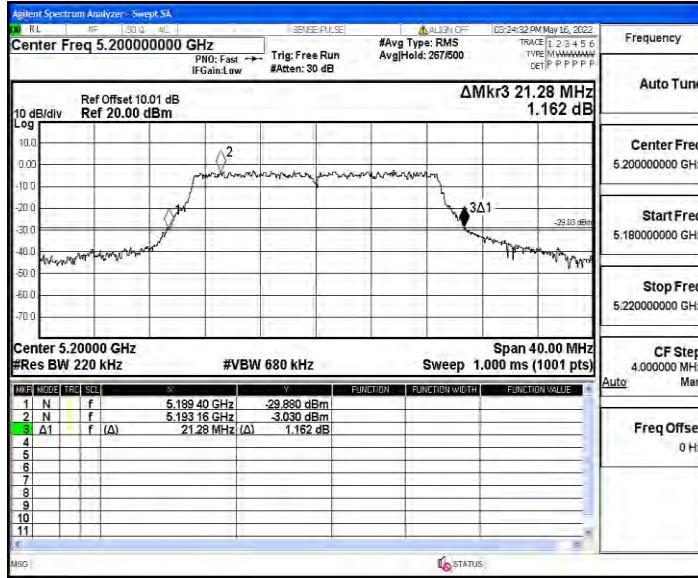
11A\_Ant2\_5180



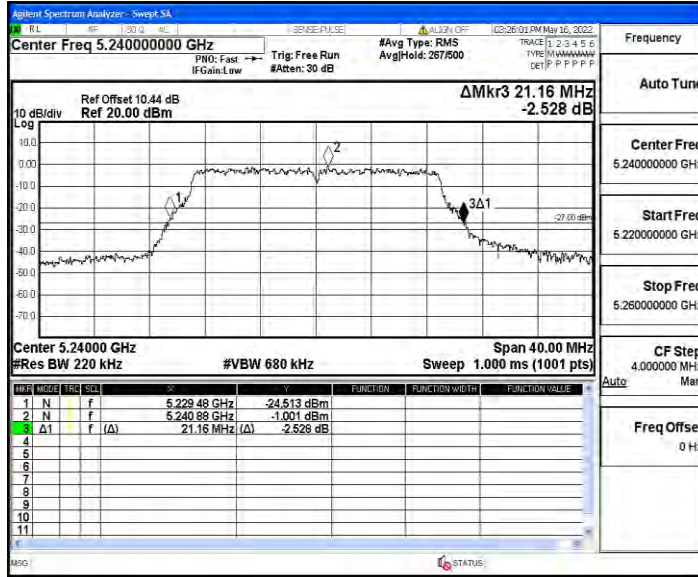
11A\_Ant1\_5200



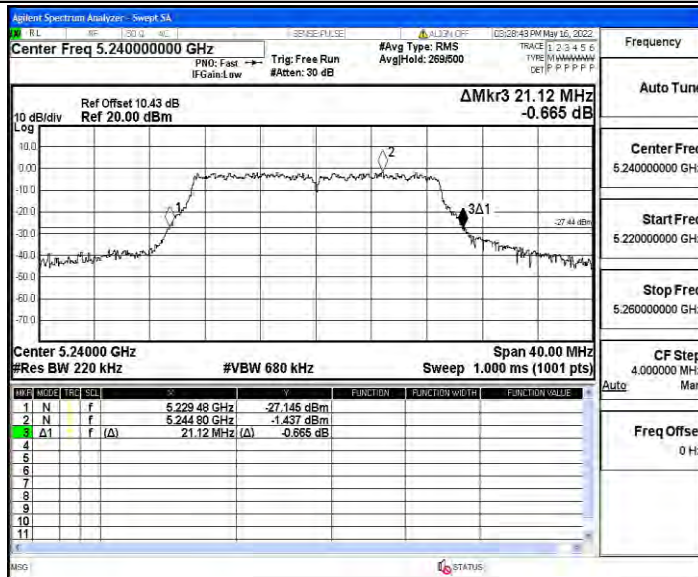
11A\_Ant2\_5200



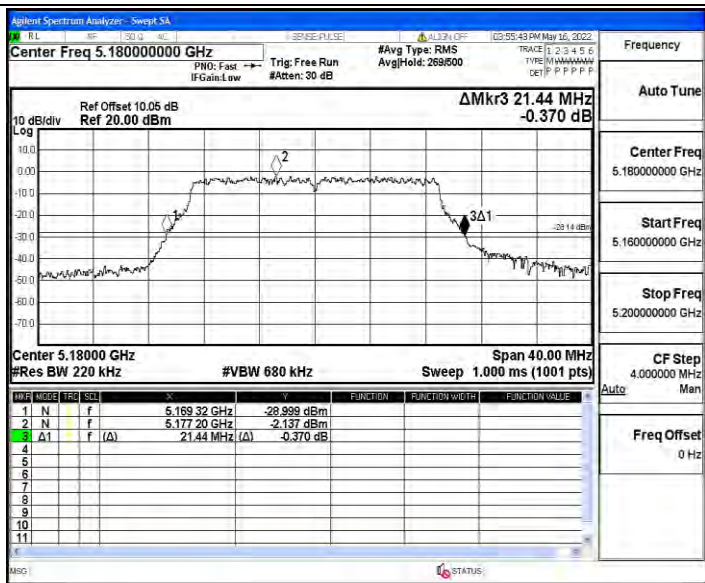
11A\_Ant1\_5240



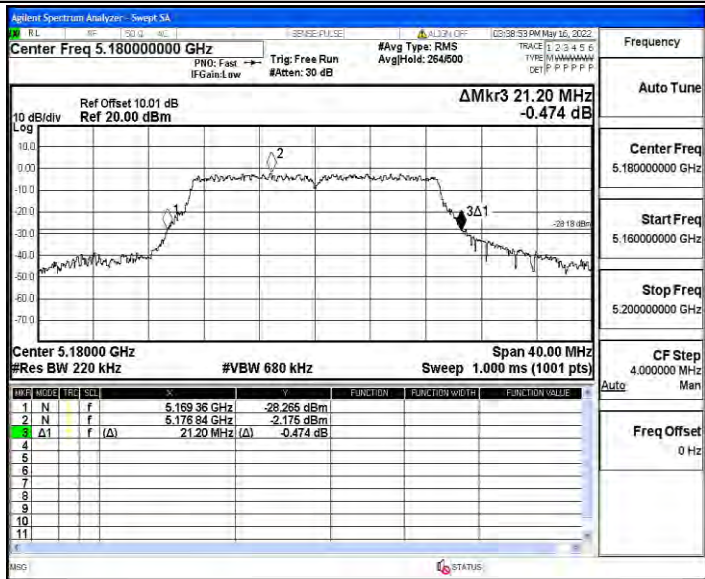
11A\_Ant2\_5240



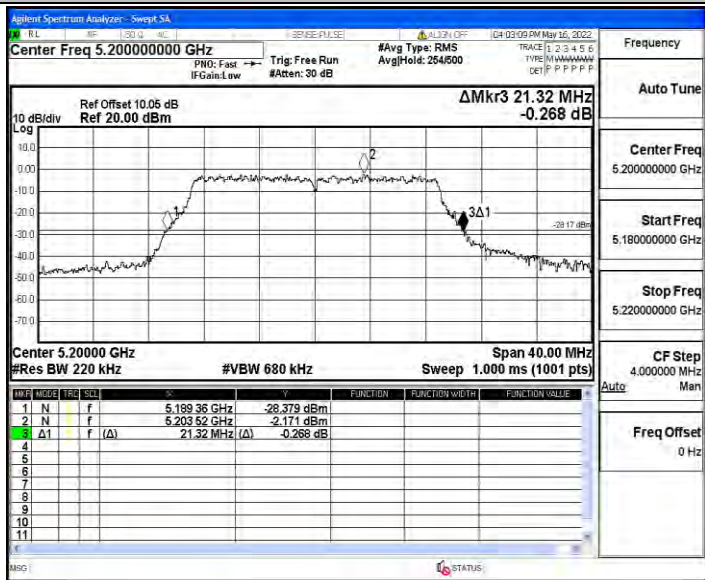
11N20MIMO\_Ant1\_5180



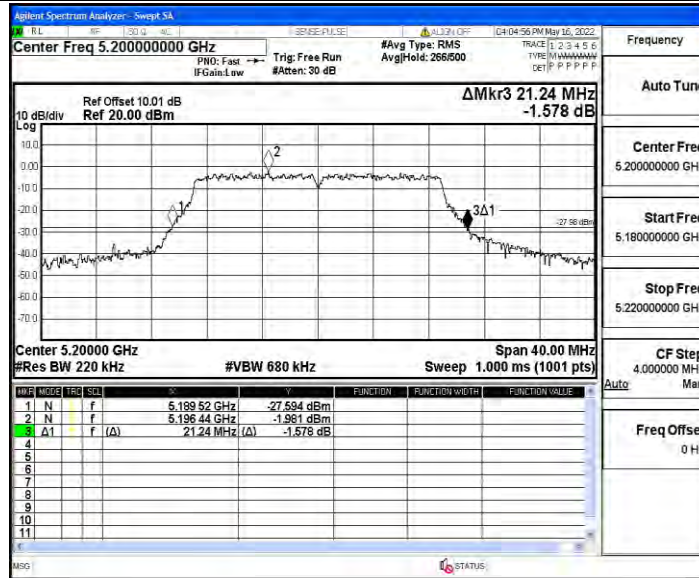
11N20MIMO\_Ant2\_5180



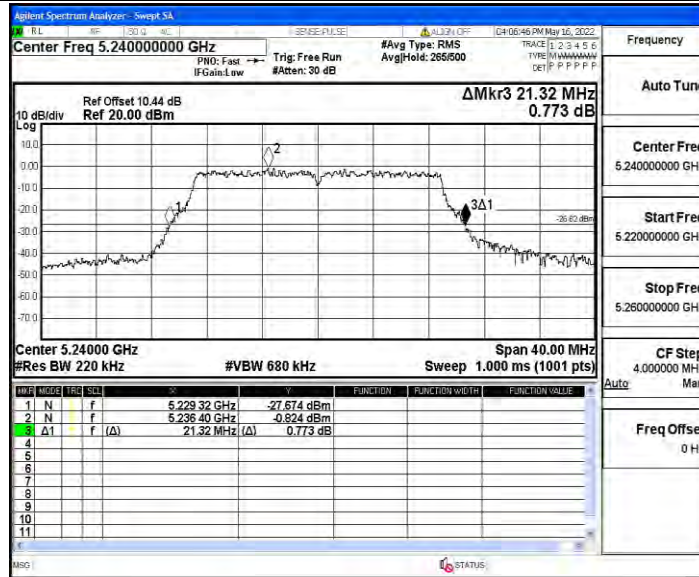
11N20MIMO\_Ant1\_5200



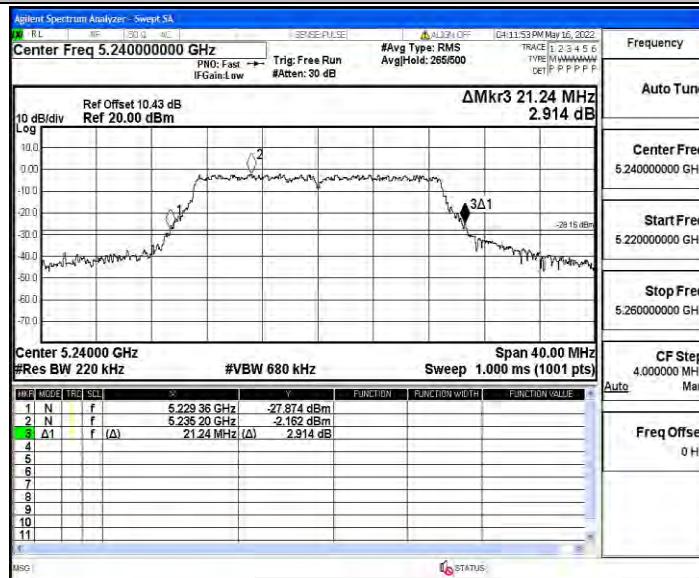
11N20MIMO\_Ant2\_5200



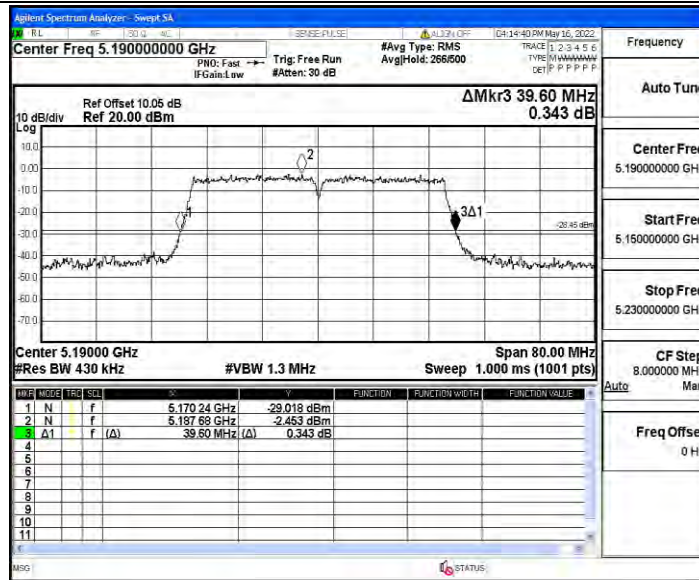
11N20MIMO\_Ant1\_5240



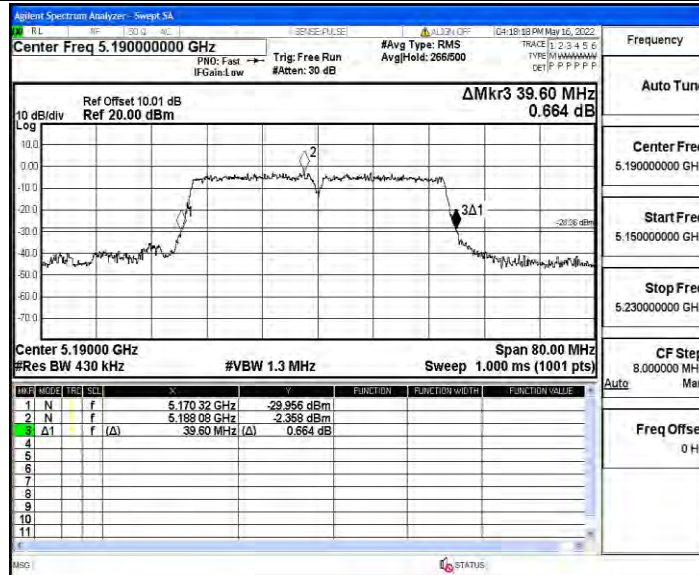
11N20MIMO\_Ant2\_5240



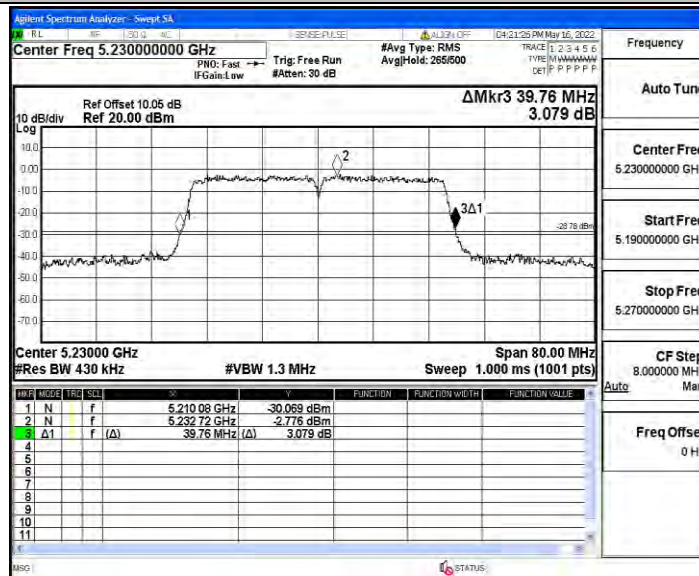
11N40MIMO\_Ant1\_5190



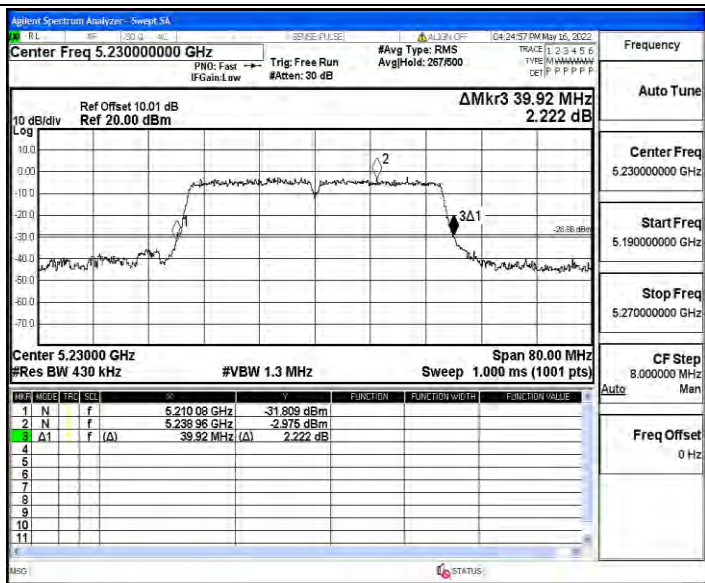
11N40MIMO\_Ant2\_5190



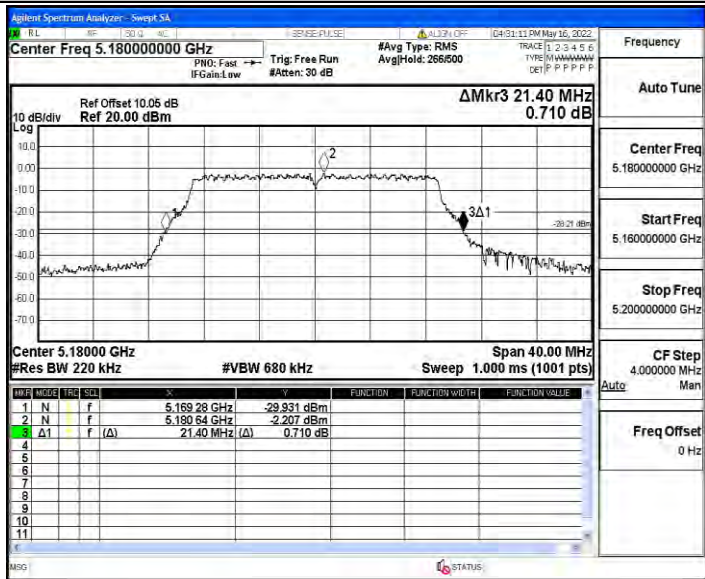
11N40MIMO\_Ant1\_5230



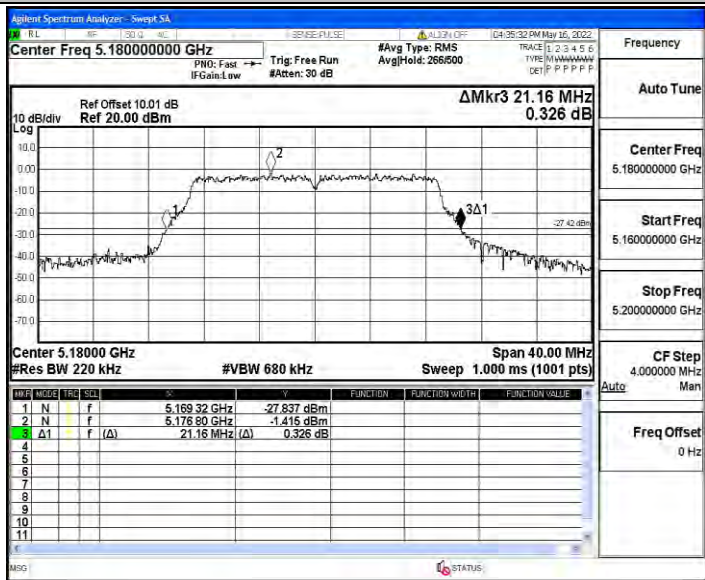
11N40MIMO\_Ant2\_5230



11AC20MIMO\_Ant1\_5180

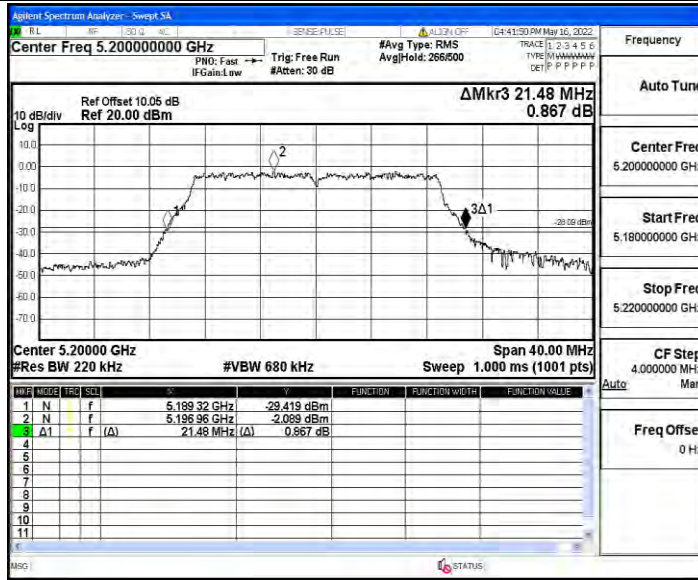


11AC20MIMO\_Ant2\_5180

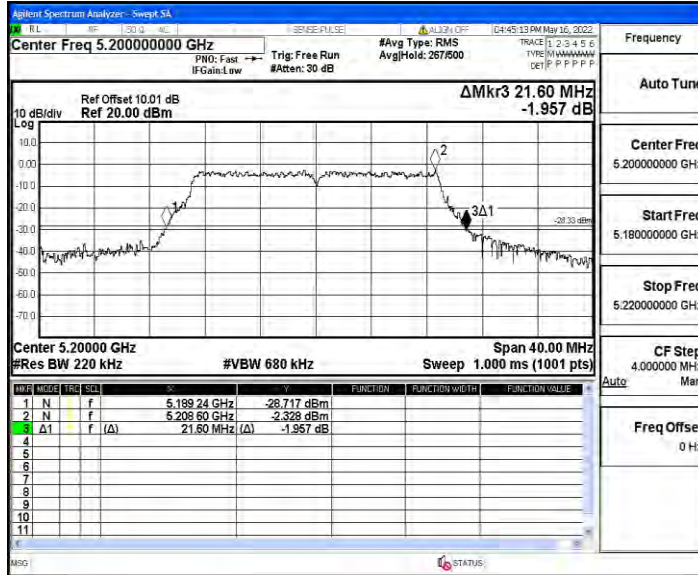


11AC20MIMO\_Ant1\_5200

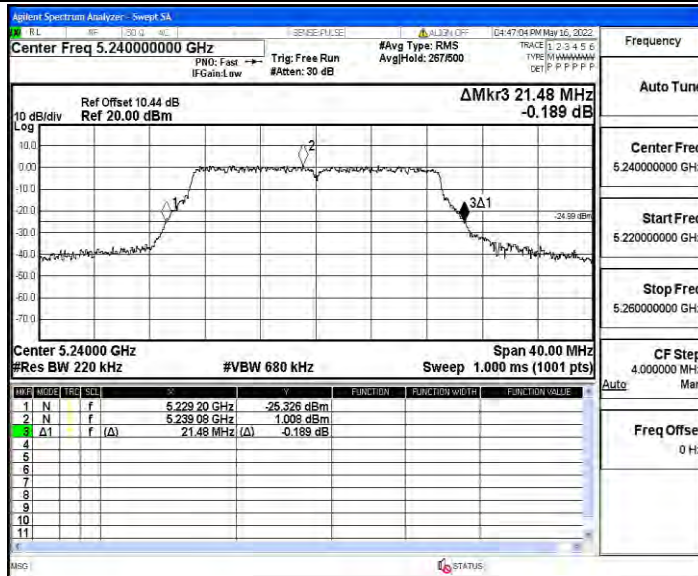




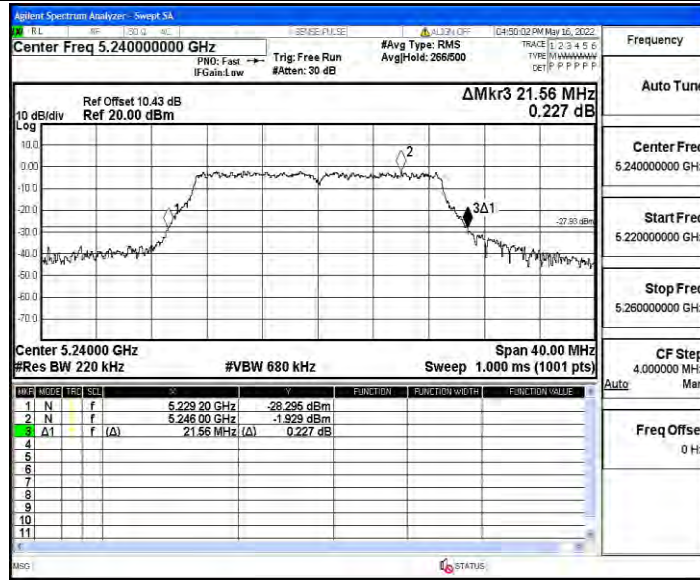
11AC20MIMO\_Ant2\_5200



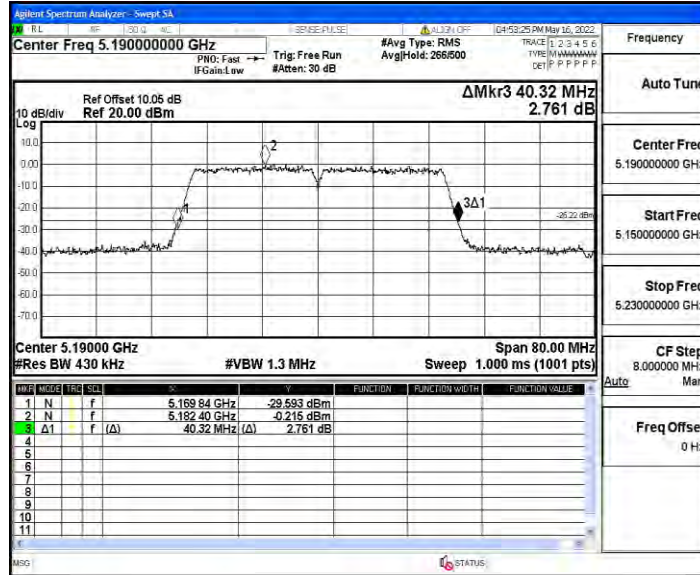
11AC20MIMO\_Ant1\_5240



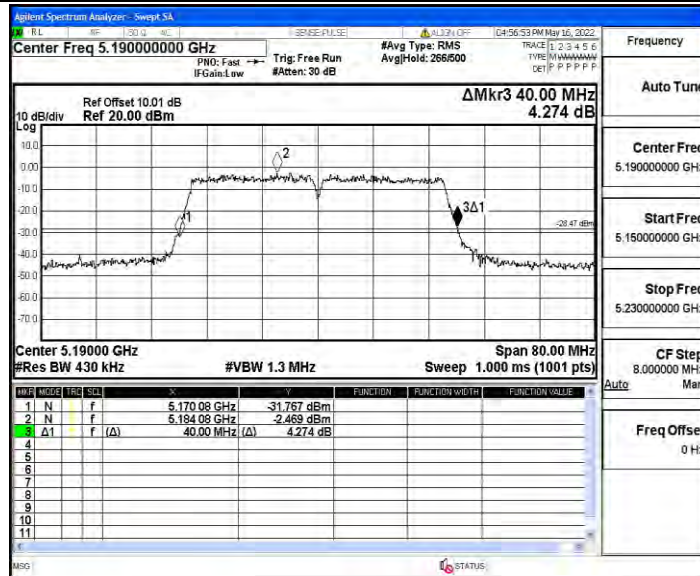
11AC20MIMO\_Ant2\_5240



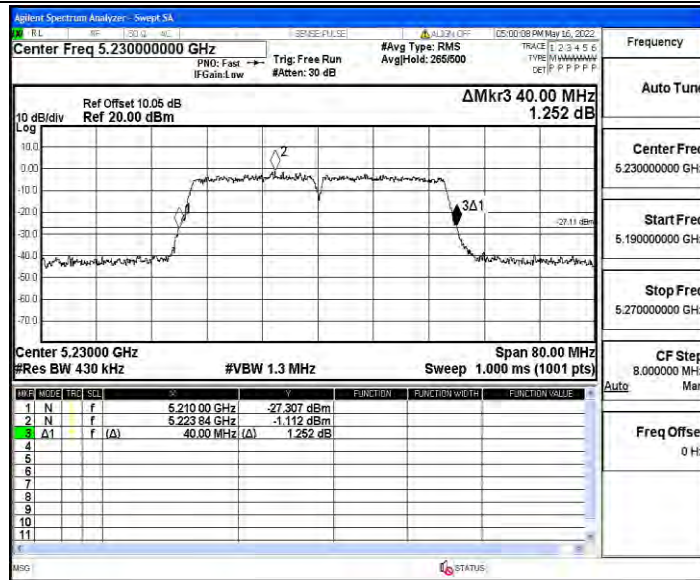
11AC40MIMO\_Ant1\_5190



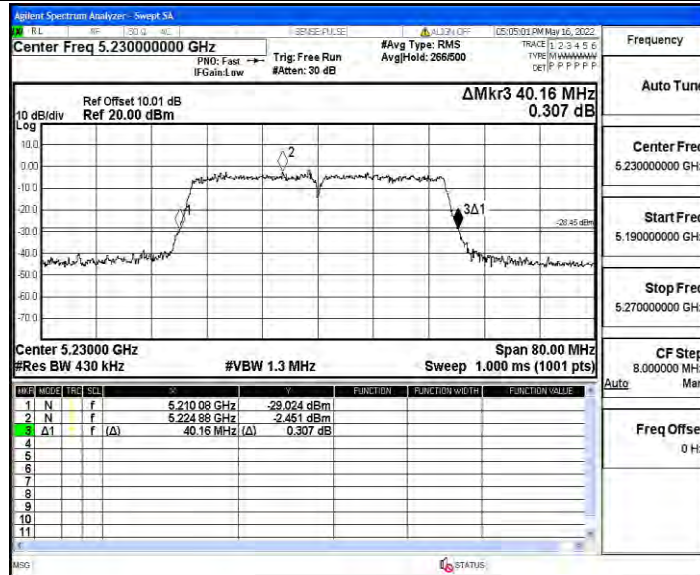
11AC40MIMO\_Ant2\_5190



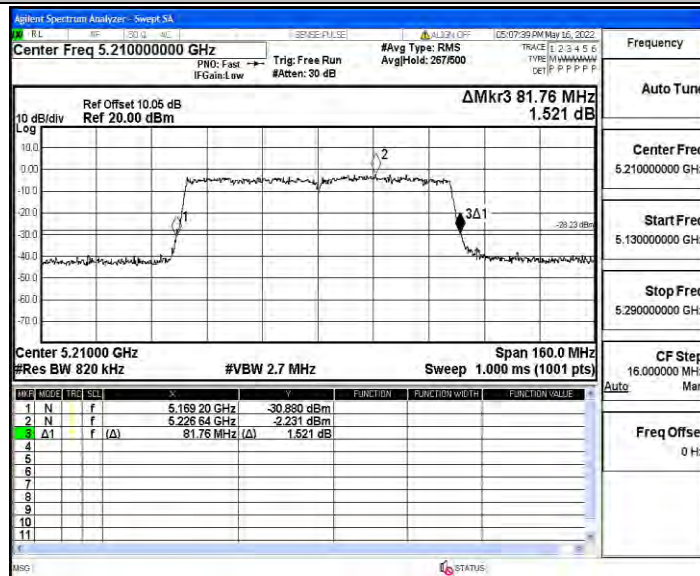
11AC40MIMO\_Ant1\_5230



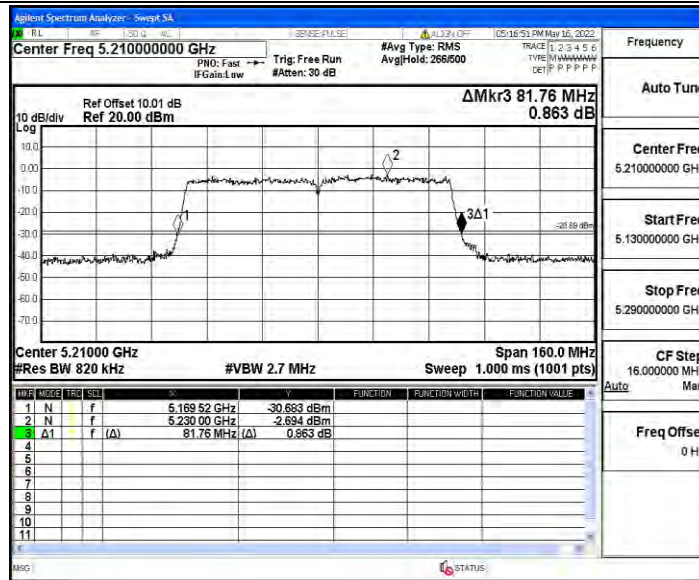
11AC40MIMO\_Ant2\_5230



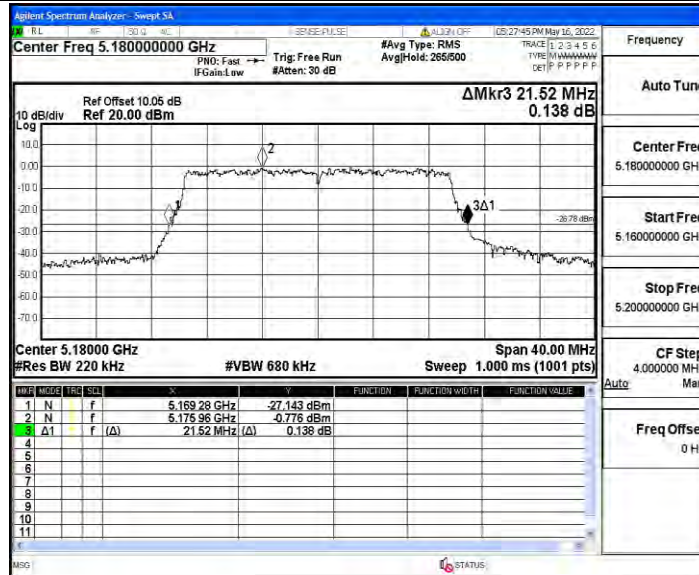
11AC80MIMO\_Ant1\_5210



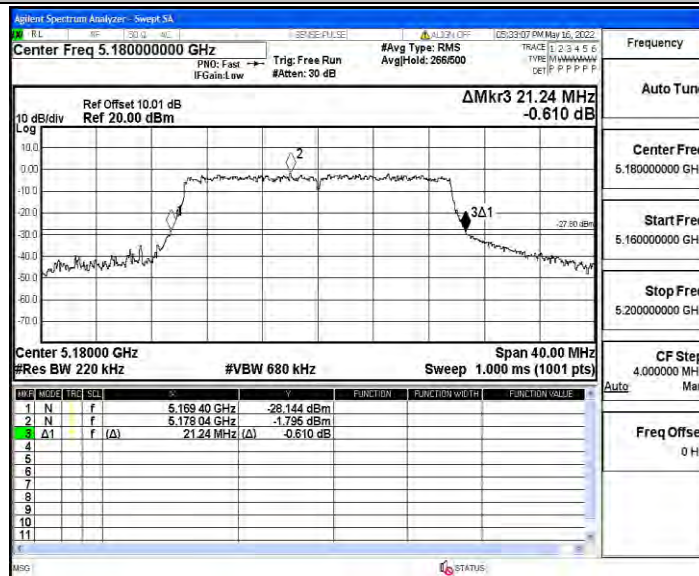
11AC80MIMO\_Ant2\_5210



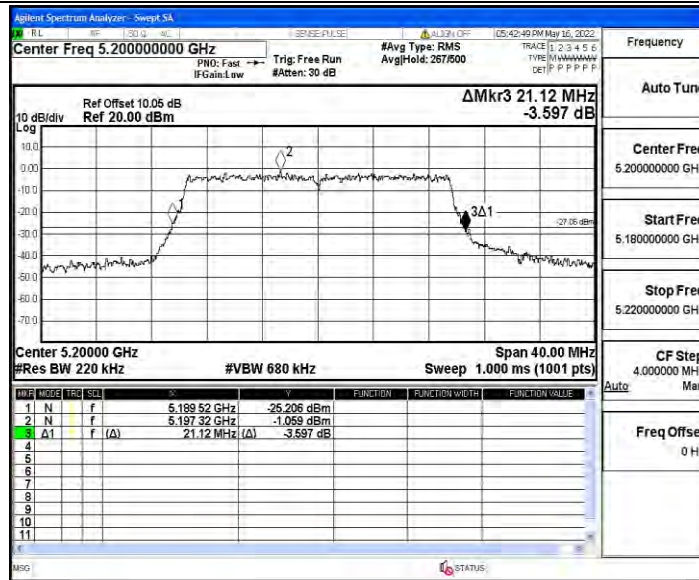
11AX20MIMO\_Ant1\_5180



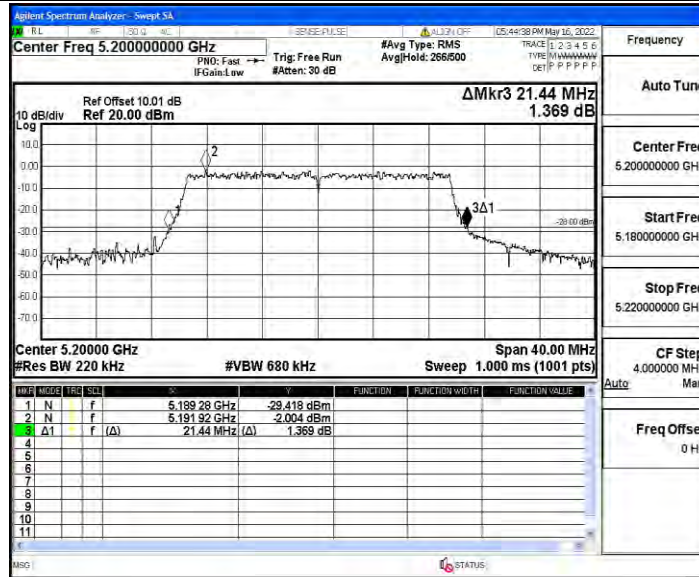
11AX20MIMO\_Ant2\_5180



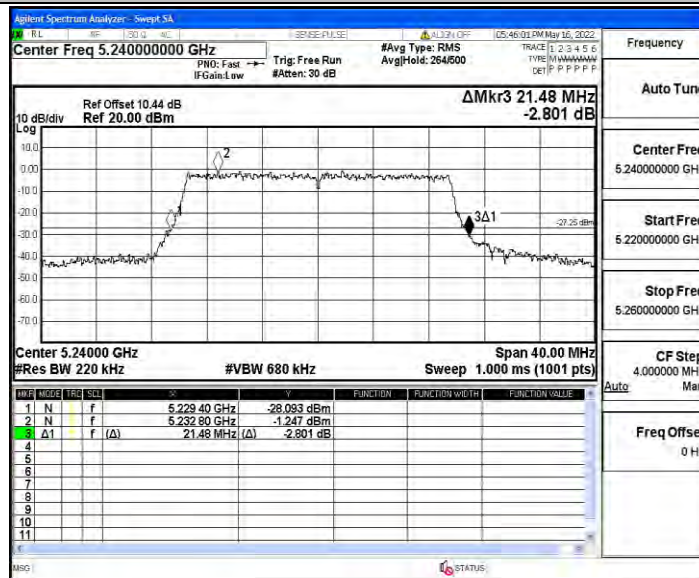
11AX20MIMO\_Ant1\_5200



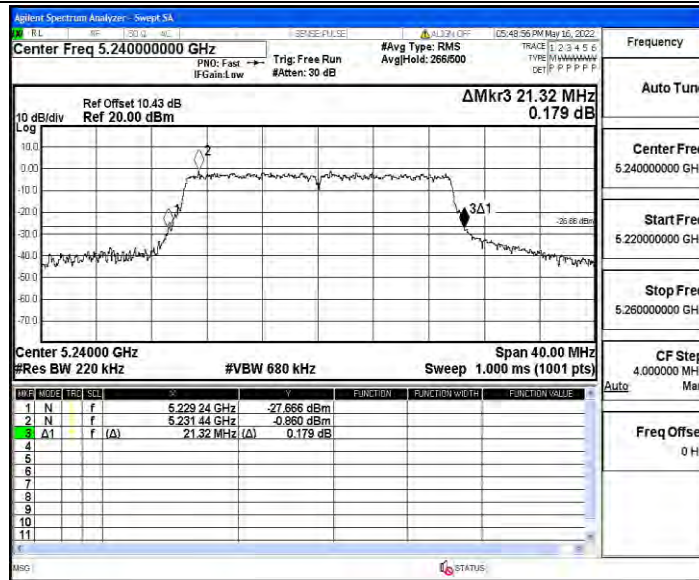
11AX20MIMO\_Ant2\_5200



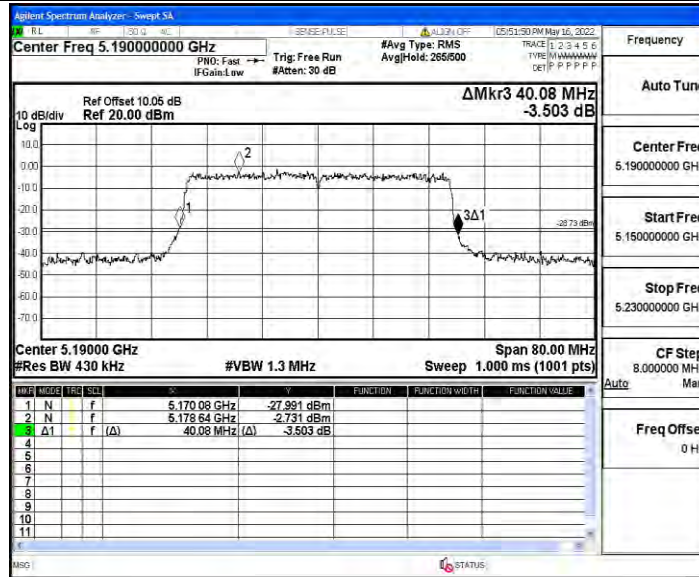
11AX20MIMO\_Ant1\_5240



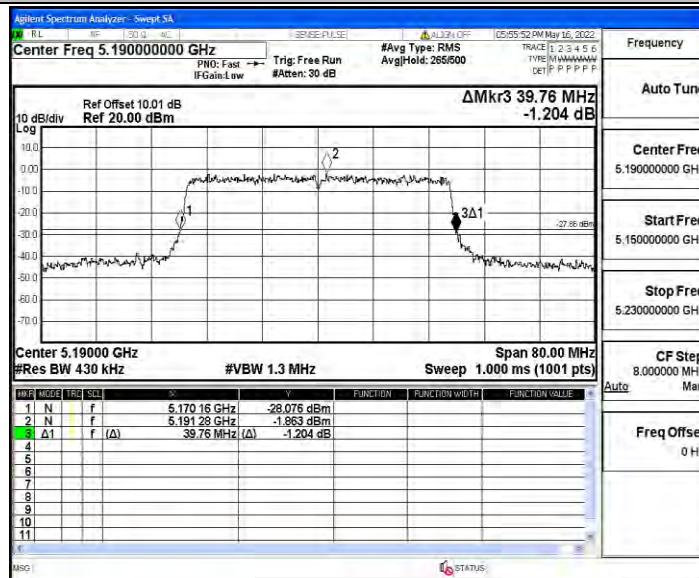
11AX20MIMO\_Ant2\_5240



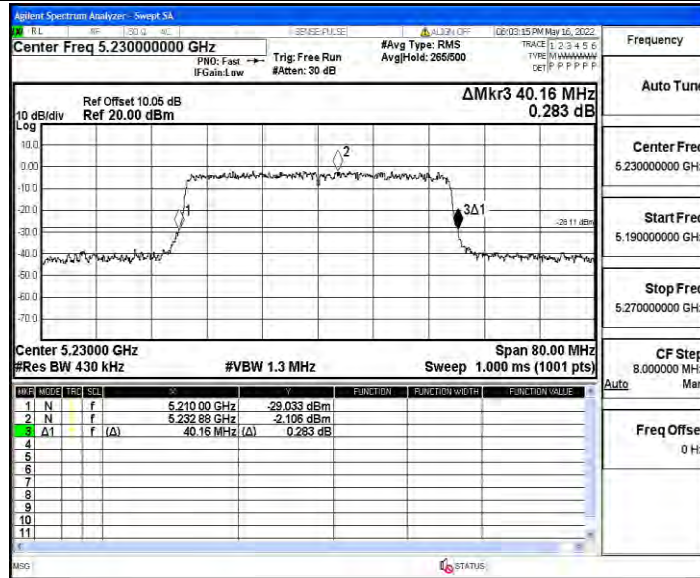
11AX40MIMO\_Ant1\_5190



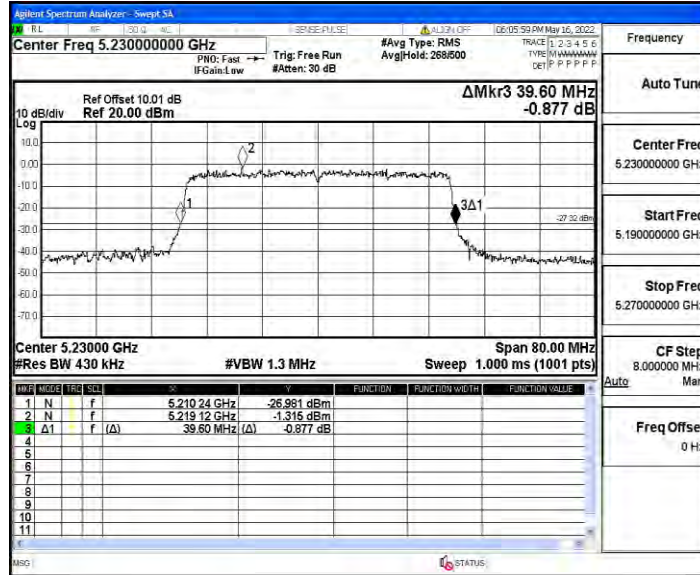
11AX40MIMO\_Ant2\_5190



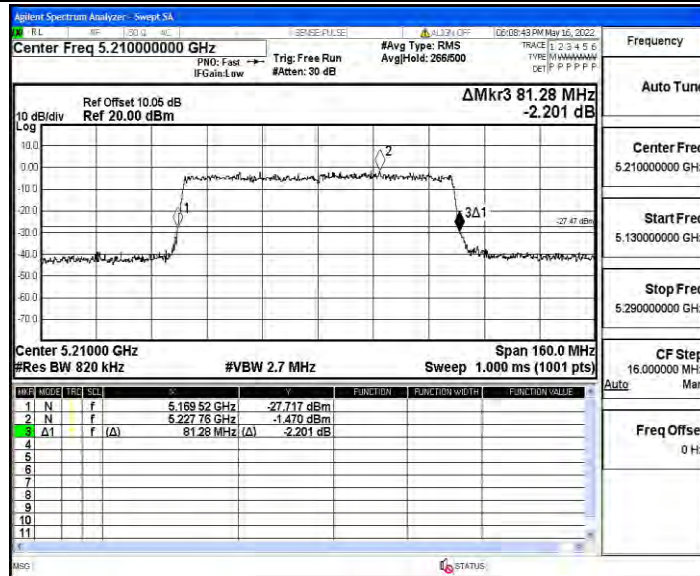
11AX40MIMO\_Ant1\_5230



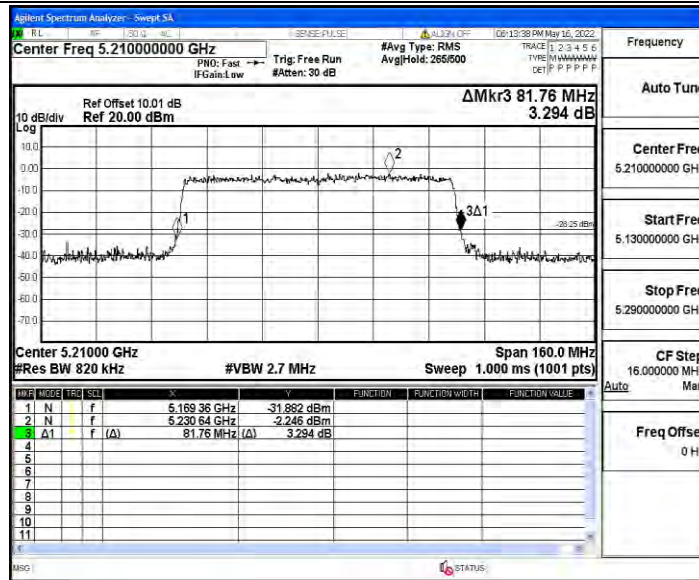
11AX40MIMO\_Ant2\_5230



11AX80MIMO\_Ant1\_5210



11AX80MIMO\_Ant2\_5210





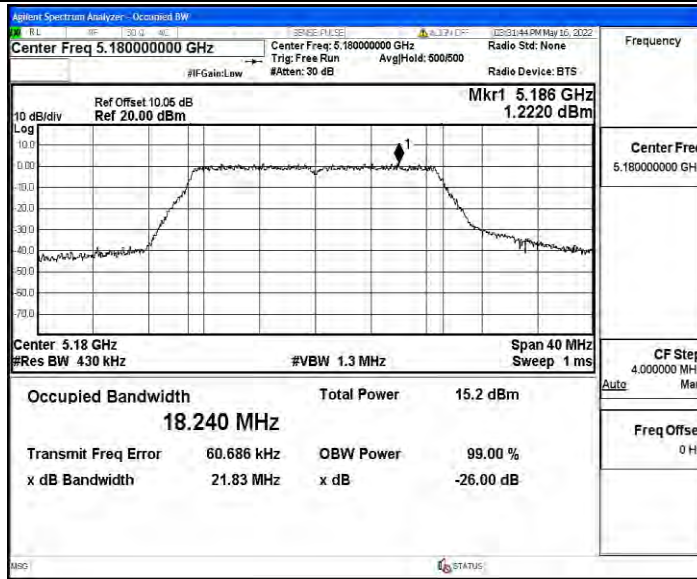
## Appendix A2: Occupied channel bandwidth

### Test Result

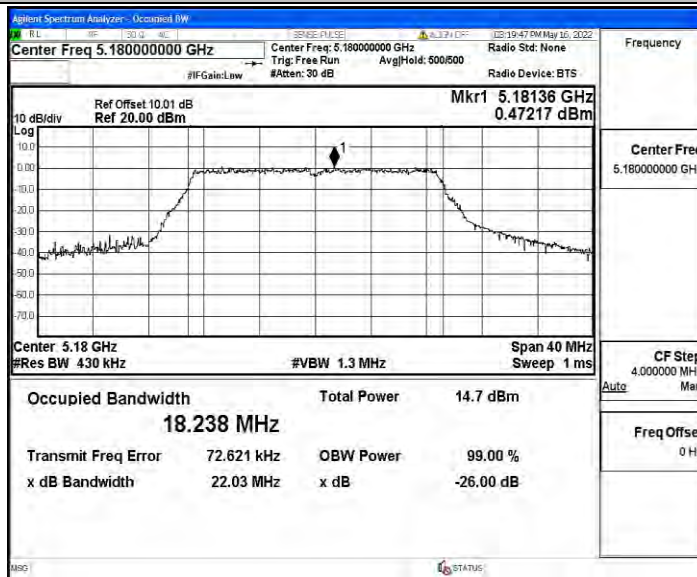
TestMode	Antenna	Channel	OCB [MHz]	FL[MHz]	FH[MHz]	Limit[MHz]	Verdict
11A	Ant1	5180	18.240	5170.941	5189.181	---	PASS
	Ant2	5180	18.238	5170.954	5189.192	---	PASS
	Ant1	5200	18.244	5190.919	5209.163	---	PASS
	Ant2	5200	18.270	5190.902	5209.172	---	PASS
	Ant1	5240	18.258	5230.920	5249.178	---	PASS
	Ant2	5240	18.278	5230.902	5249.180	---	PASS
11N20MIMO	Ant1	5180	18.219	5170.901	5189.120	---	PASS
	Ant2	5180	18.219	5170.941	5189.160	---	PASS
	Ant1	5200	18.269	5190.908	5209.177	---	PASS
	Ant2	5200	18.303	5190.889	5209.192	---	PASS
	Ant1	5240	18.243	5230.892	5249.135	---	PASS
	Ant2	5240	18.318	5230.871	5249.189	---	PASS
11N40MIMO	Ant1	5190	36.536	5171.769	5208.305	---	PASS
	Ant2	5190	36.536	5171.805	5208.341	---	PASS
	Ant1	5230	36.492	5211.859	5248.351	---	PASS
	Ant2	5230	36.488	5211.844	5248.332	---	PASS
11AC20MIMO	Ant1	5180	18.312	5170.815	5189.127	---	PASS
	Ant2	5180	18.378	5170.839	5189.217	---	PASS
	Ant1	5200	18.408	5190.784	5209.192	---	PASS
	Ant2	5200	18.445	5190.777	5209.222	---	PASS
	Ant1	5240	18.179	5230.842	5249.021	---	PASS
	Ant2	5240	18.353	5230.815	5249.168	---	PASS
11AC40MIMO	Ant1	5190	36.914	5171.528	5208.442	---	PASS
	Ant2	5190	36.837	5171.605	5208.442	---	PASS
	Ant1	5230	36.751	5211.643	5248.394	---	PASS
	Ant2	5230	36.722	5211.644	5248.366	---	PASS
11AC80MIMO	Ant1	5210	76.130	5172.063	5248.193	---	PASS
	Ant2	5210	76.094	5172.173	5248.267	---	PASS
11AX20MIMO	Ant1	5180	19.135	5170.464	5189.599	---	PASS
	Ant2	5180	19.162	5170.465	5189.627	---	PASS
	Ant1	5200	19.199	5190.431	5209.630	---	PASS
	Ant2	5200	19.218	5190.405	5209.623	---	PASS
	Ant1	5240	19.175	5230.422	5249.597	---	PASS
	Ant2	5240	19.223	5230.405	5249.628	---	PASS
11AX40MIMO	Ant1	5190	37.780	5171.210	5208.990	---	PASS
	Ant2	5190	37.798	5171.169	5208.967	---	PASS
	Ant1	5230	37.662	5211.216	5248.878	---	PASS
	Ant2	5230	37.686	5211.266	5248.952	---	PASS
11AX80MIMO	Ant1	5210	77.315	5171.481	5248.796	---	PASS
	Ant2	5210	77.323	5171.582	5248.905	---	PASS

Test Graphs

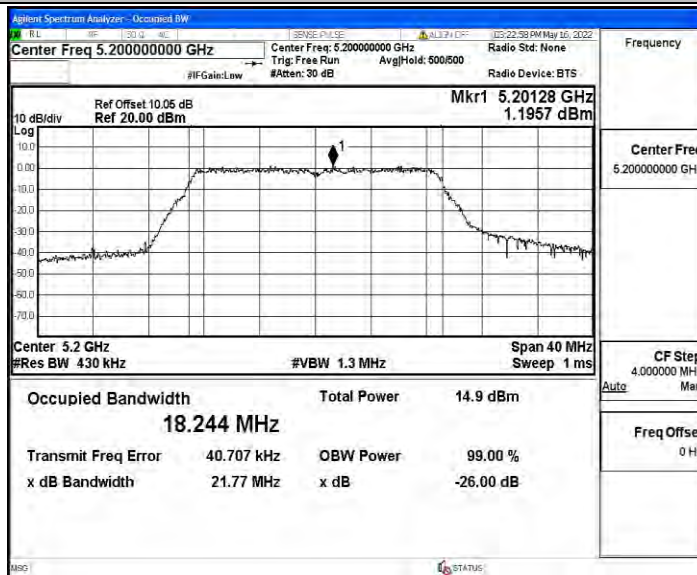
11A\_Ant1\_5180



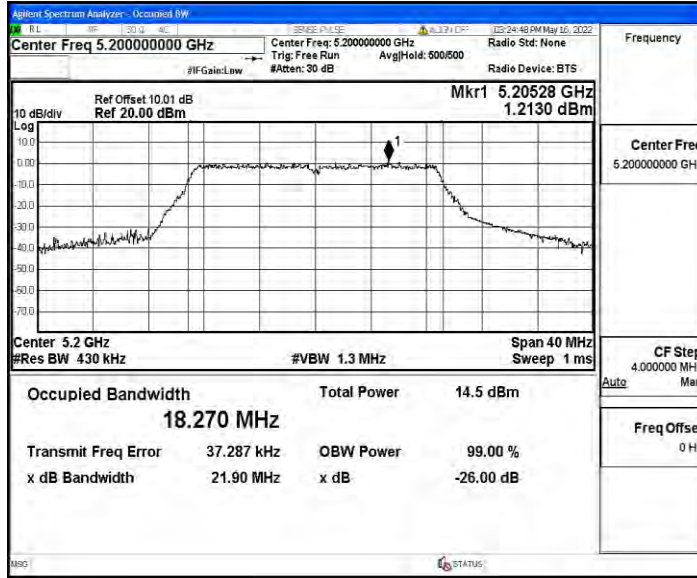
11A\_Ant2\_5180



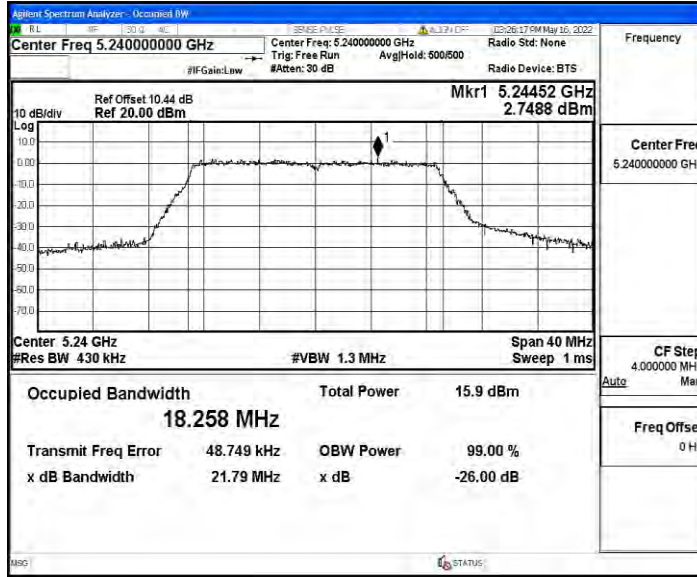
11A\_Ant1\_5200



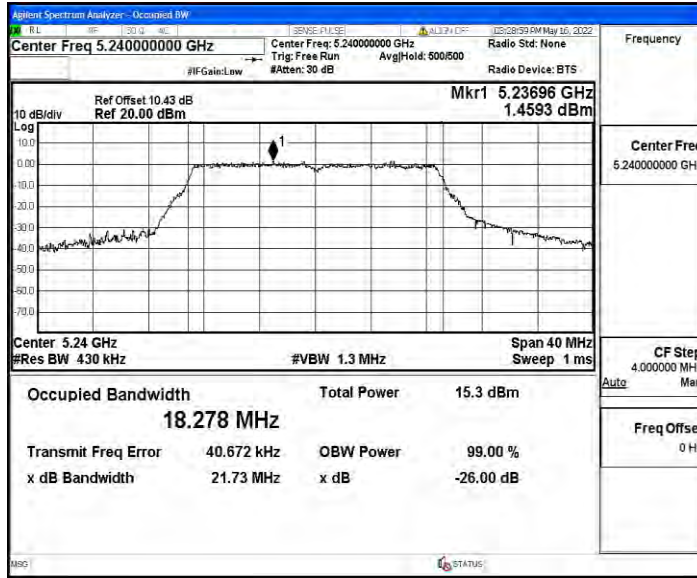
11A\_Ant2\_5200



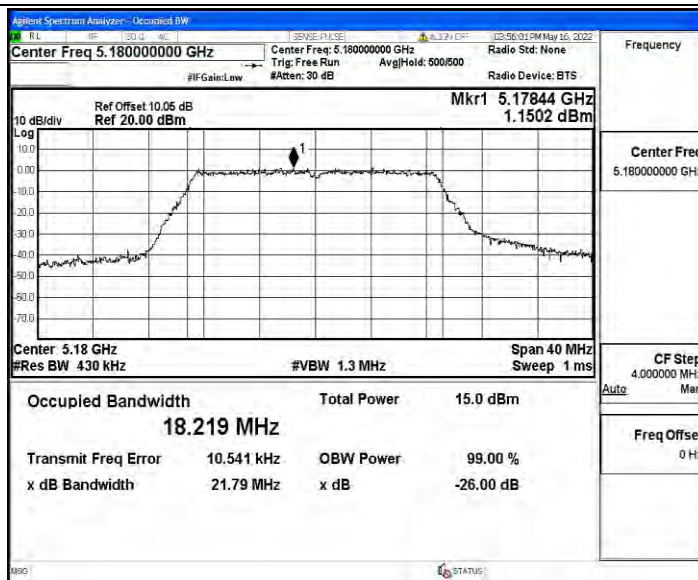
11A\_Ant1\_5240



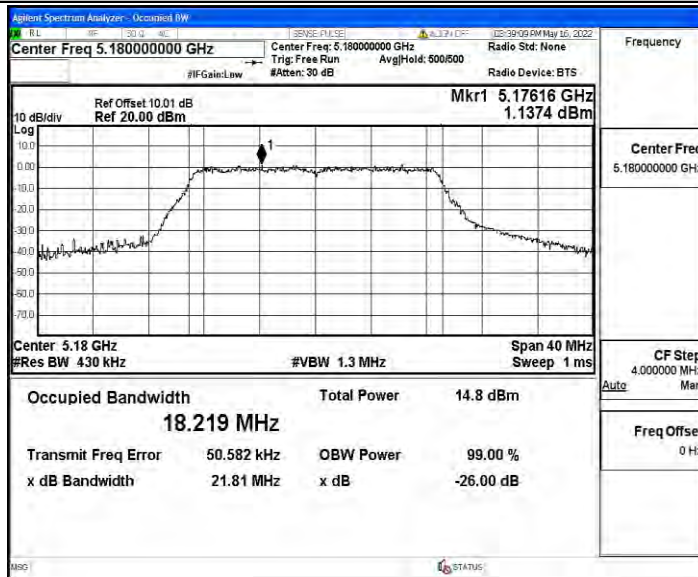
11A\_Ant2\_5240



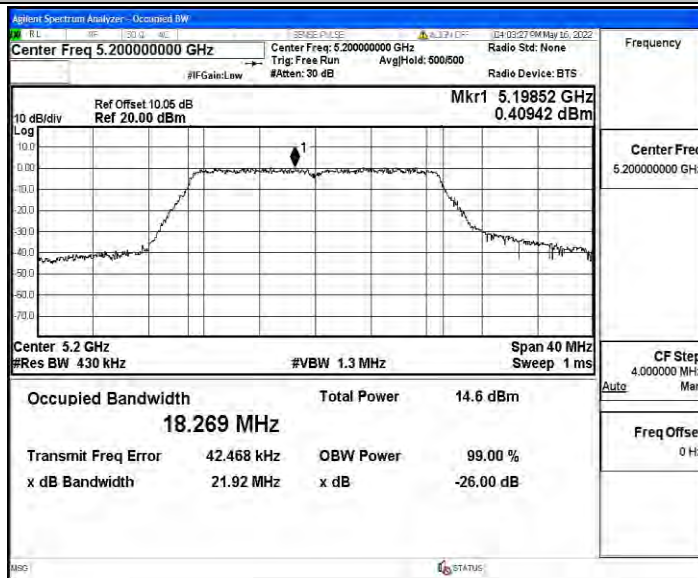
11N20MIMO\_Ant1\_5180



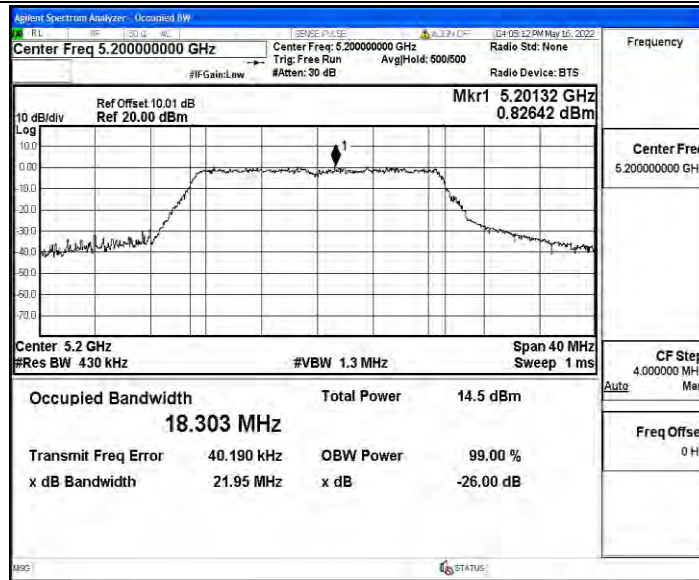
11N20MIMO\_Ant2\_5180



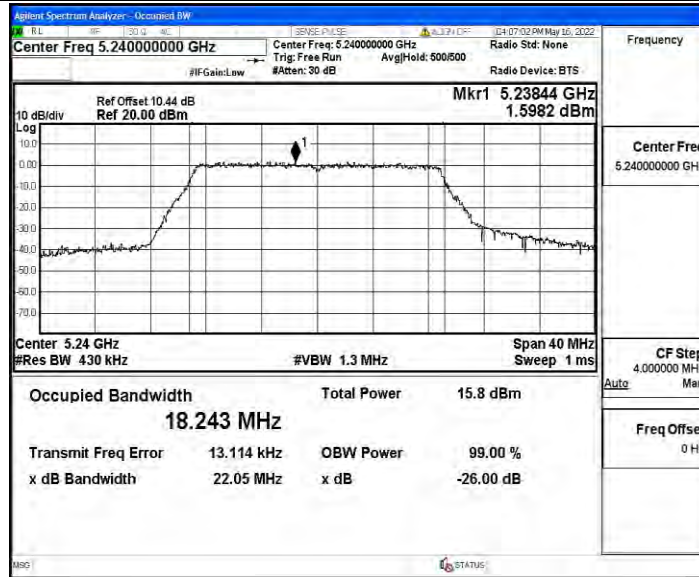
11N20MIMO\_Ant1\_5200



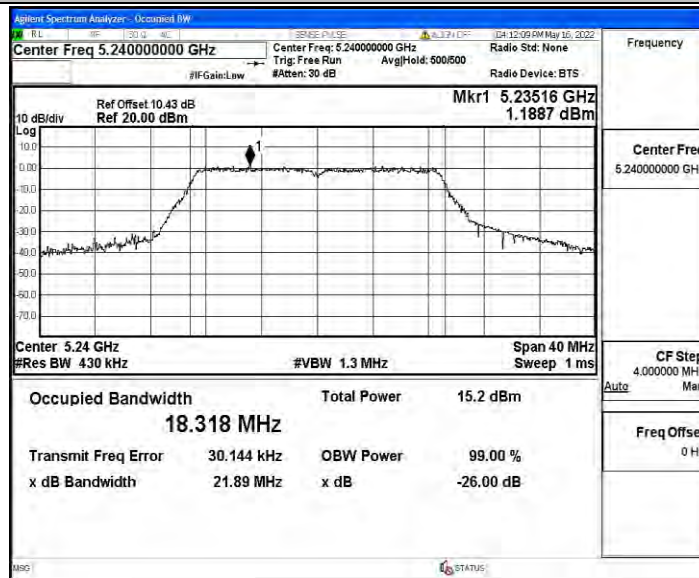
11N20MIMO\_Ant2\_5200



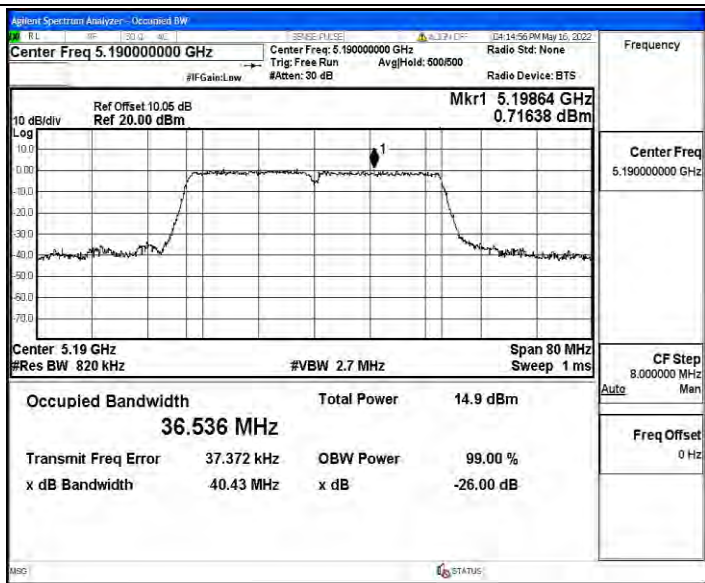
11N20MIMO\_Ant1\_5240



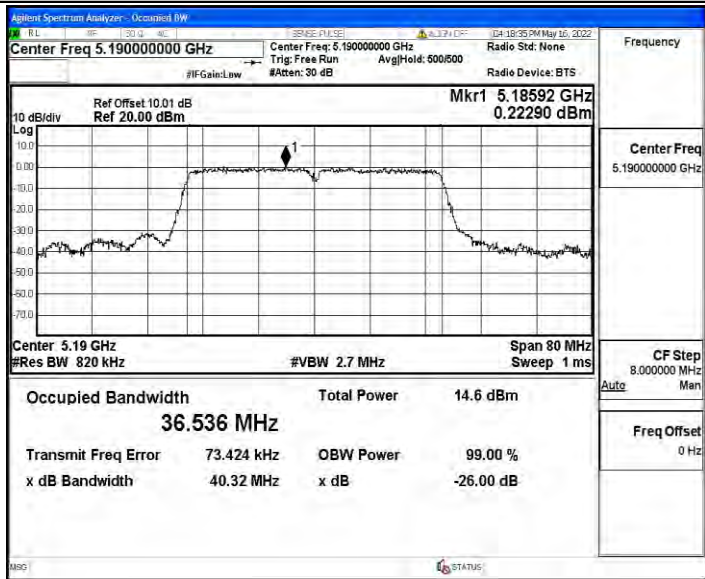
11N20MIMO\_Ant2\_5240



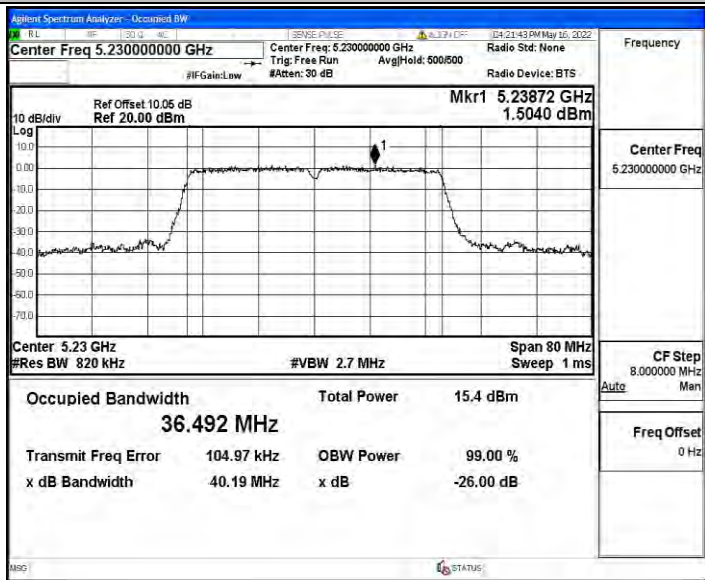
11N40MIMO\_Ant1\_5190



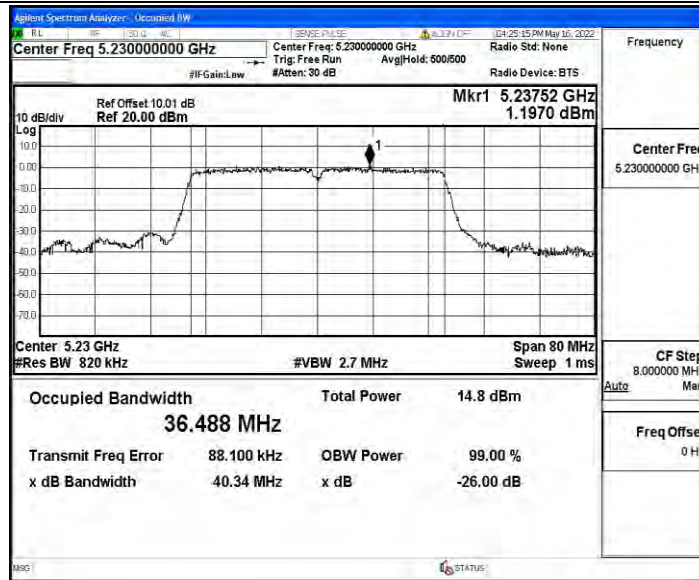
11N40MIMO\_Ant2\_5190



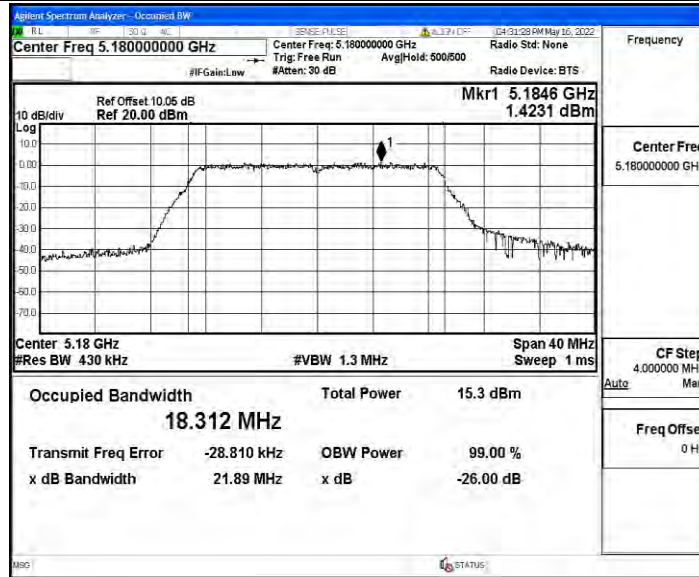
11N40MIMO\_Ant1\_5230



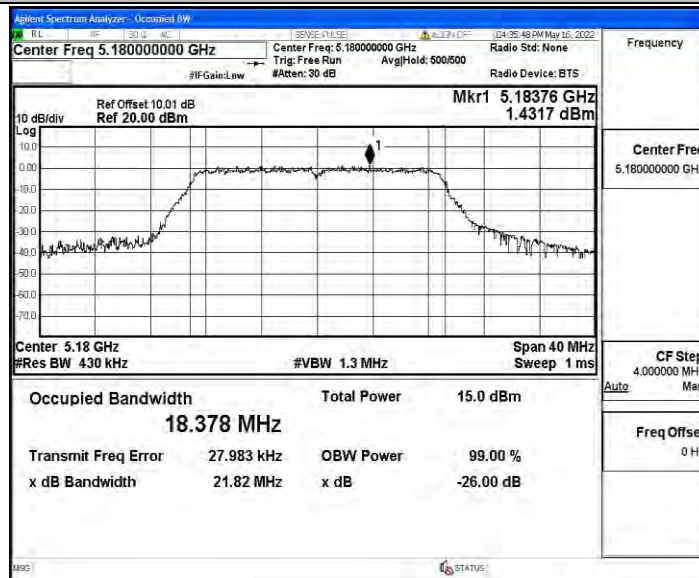
11N40MIMO\_Ant2\_5230



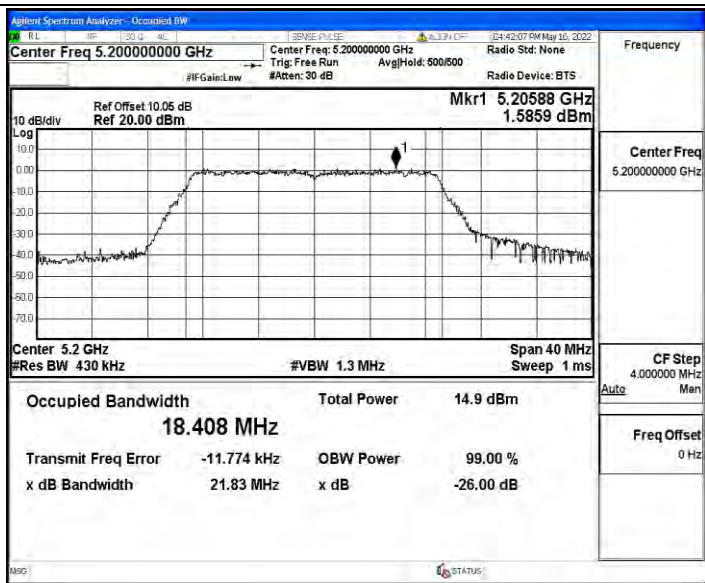
11AC20MIMO\_Ant1\_5180



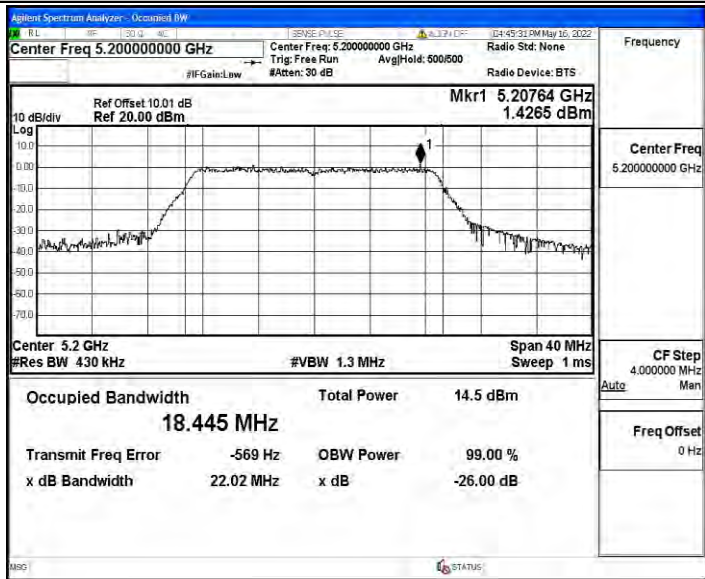
11AC20MIMO\_Ant2\_5180



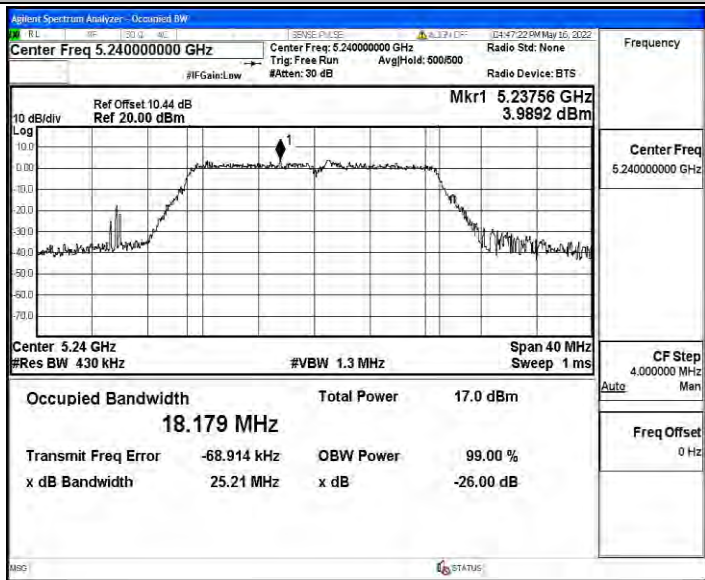
11AC20MIMO\_Ant1\_5200



11AC20MIMO\_Ant2\_5200

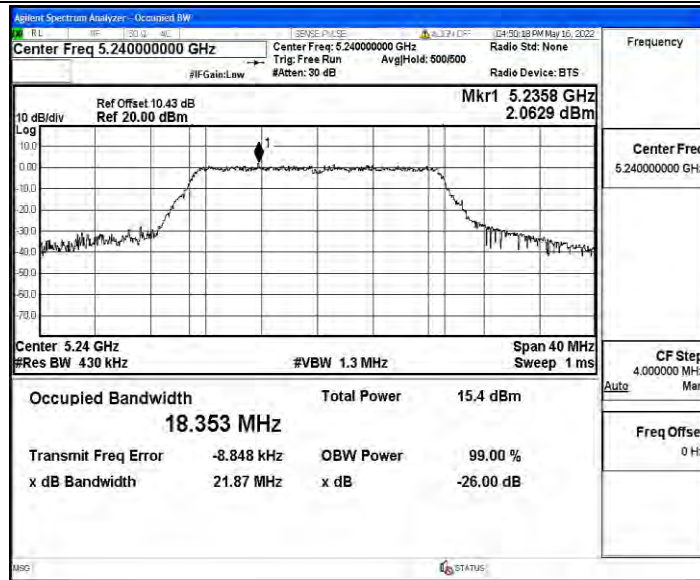


11AC20MIMO\_Ant1\_5240

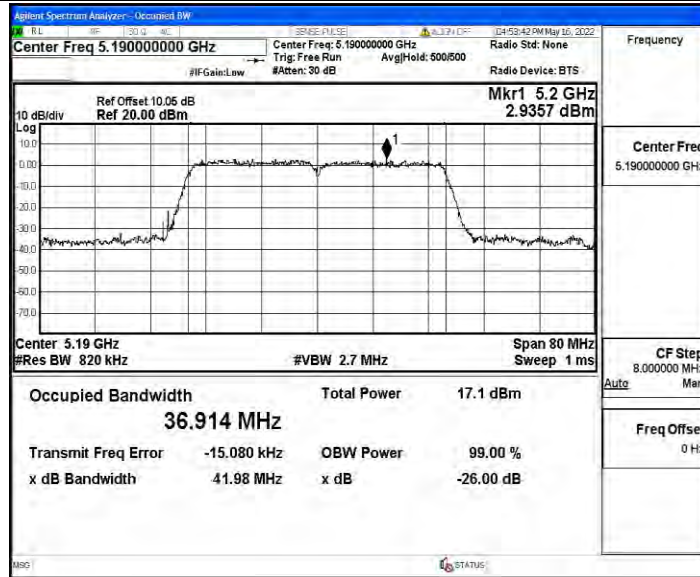


11AC20MIMO\_Ant2\_5240

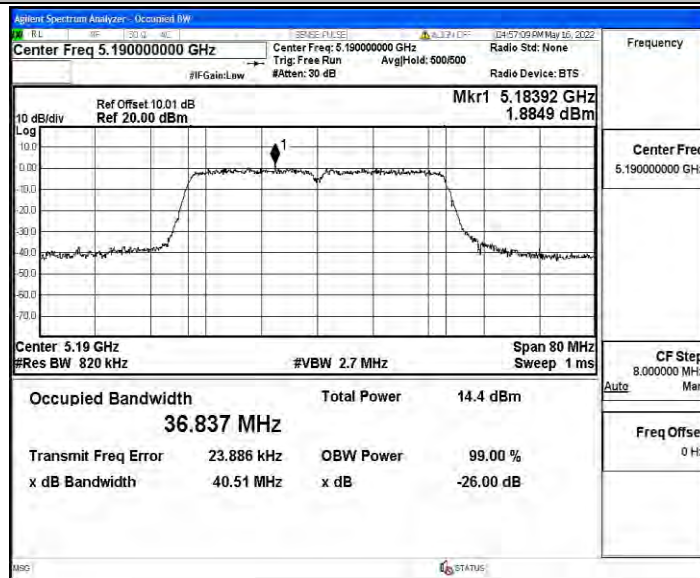




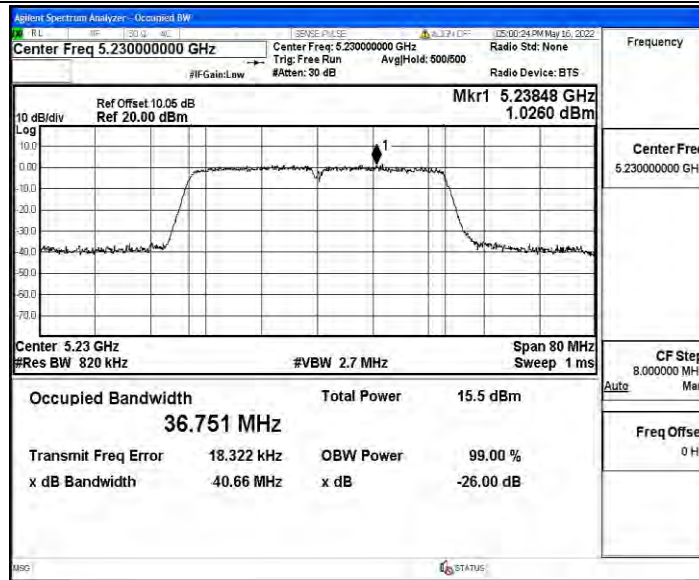
11AC40MIMO\_Ant1\_5190



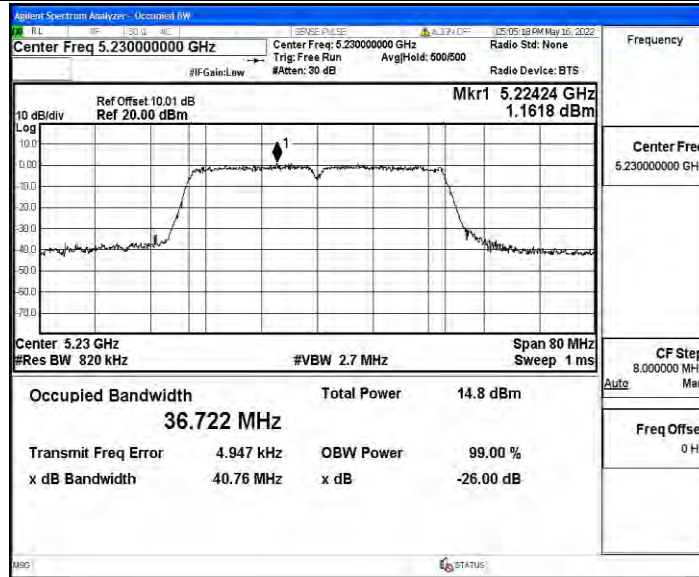
11AC40MIMO\_Ant2\_5190



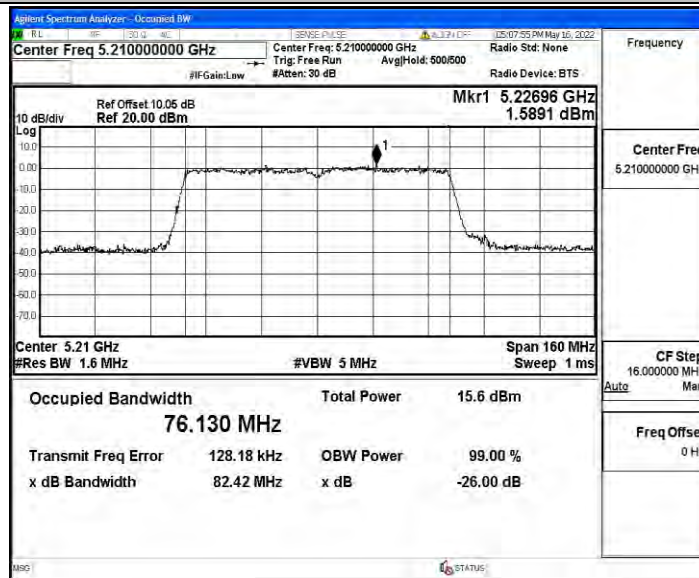
11AC40MIMO\_Ant1\_5230



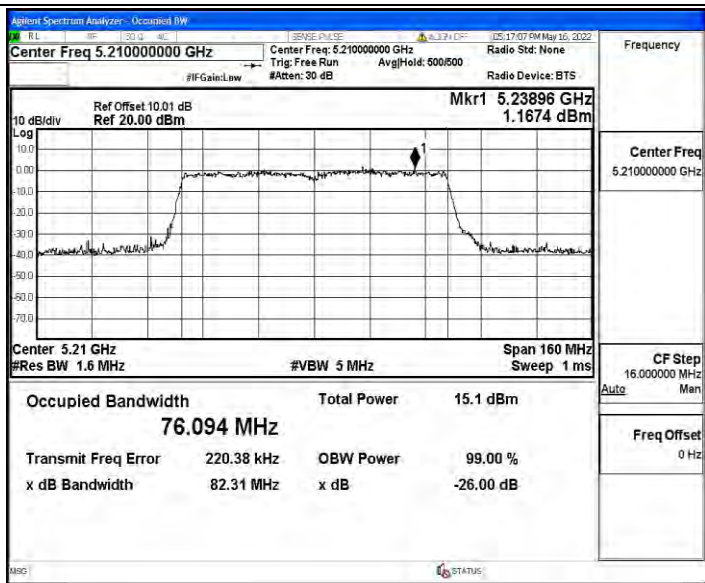
11AC40MIMO\_Ant2\_5230



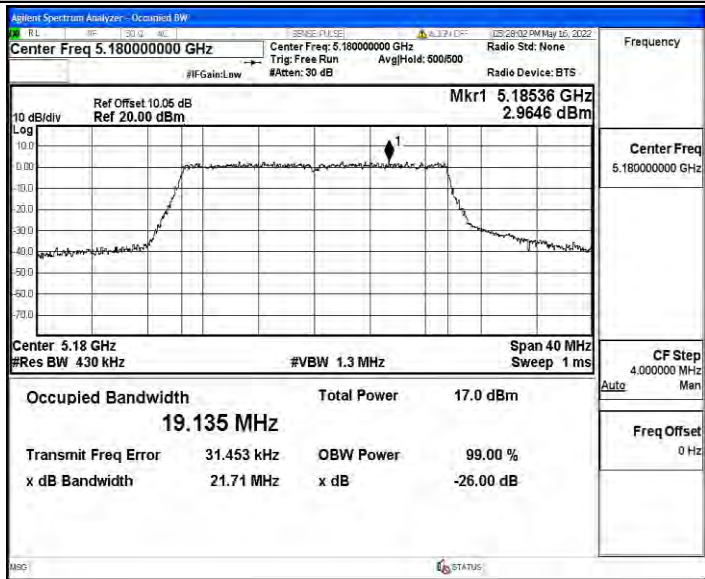
11AC80MIMO\_Ant1\_5210



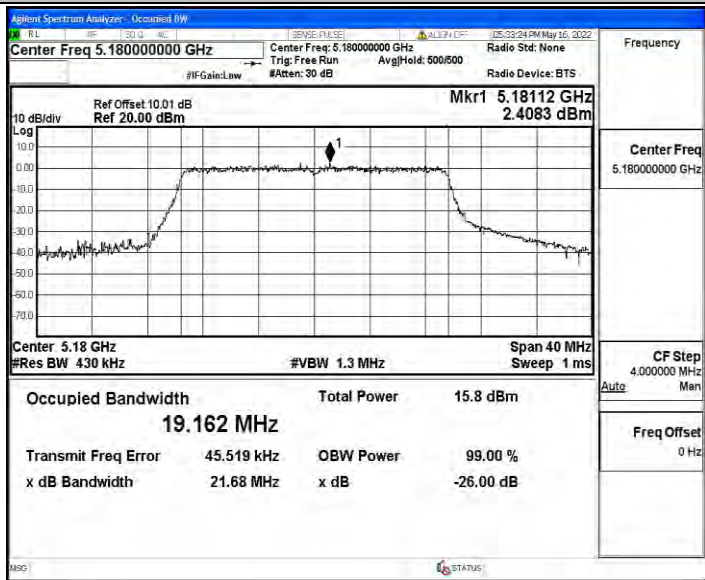
11AC80MIMO\_Ant2\_5210



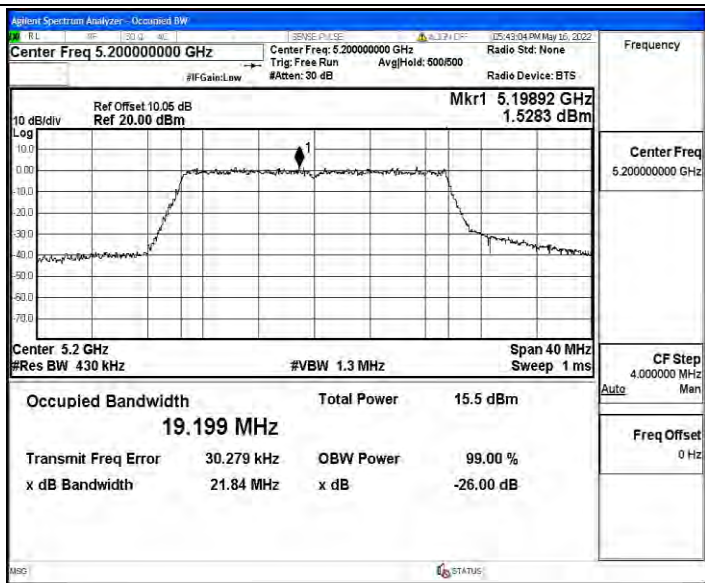
11AX20MIMO\_Ant1\_5180



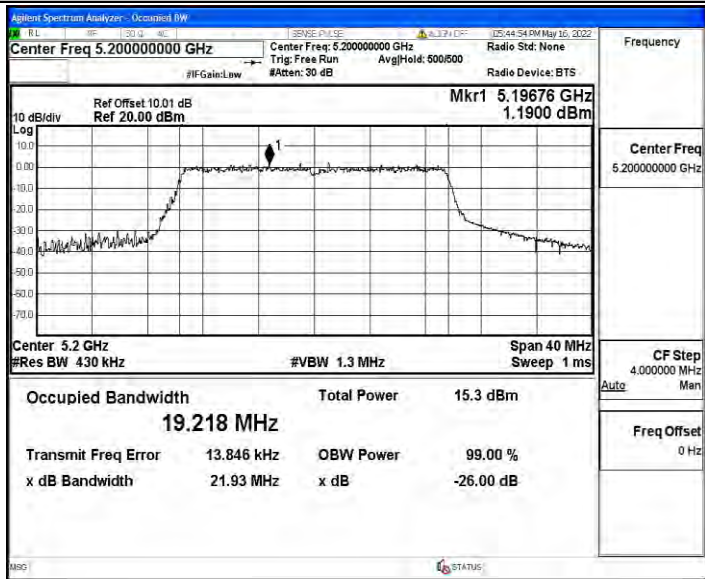
11AX20MIMO\_Ant2\_5180



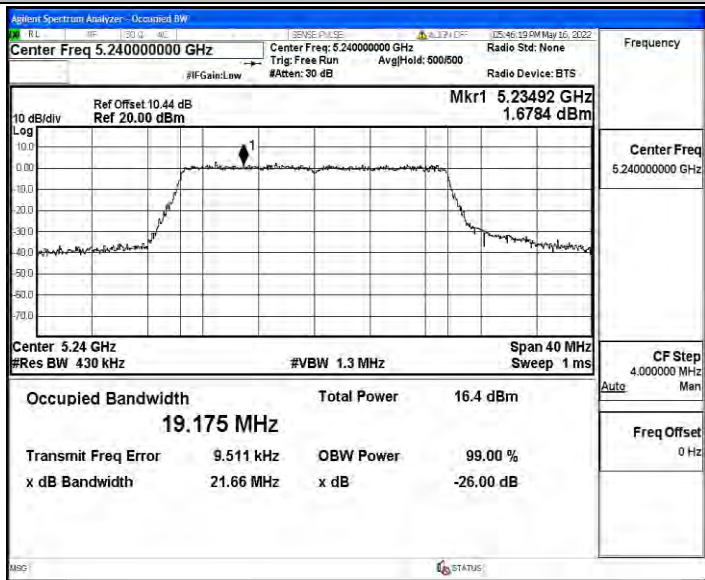
11AX20MIMO\_Ant1\_5200



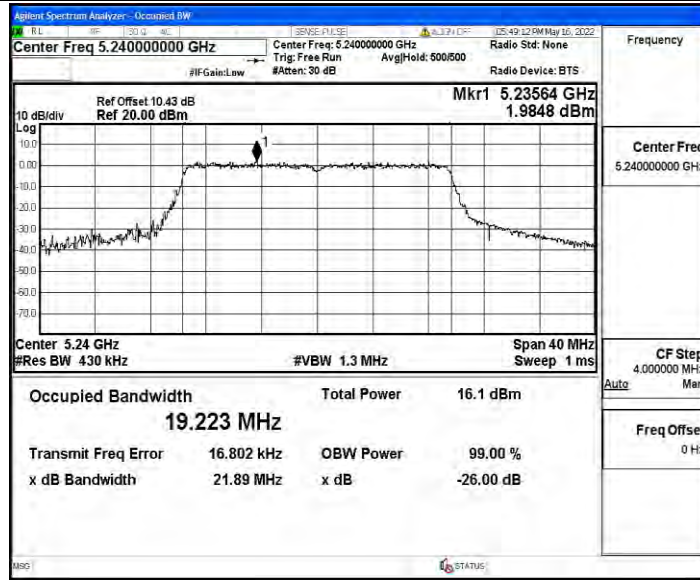
11AX20MIMO\_Ant2\_5200



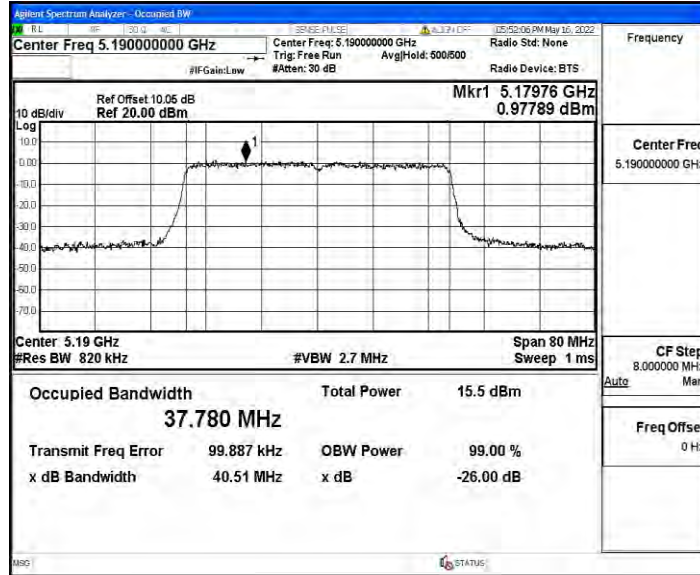
11AX20MIMO\_Ant1\_5240



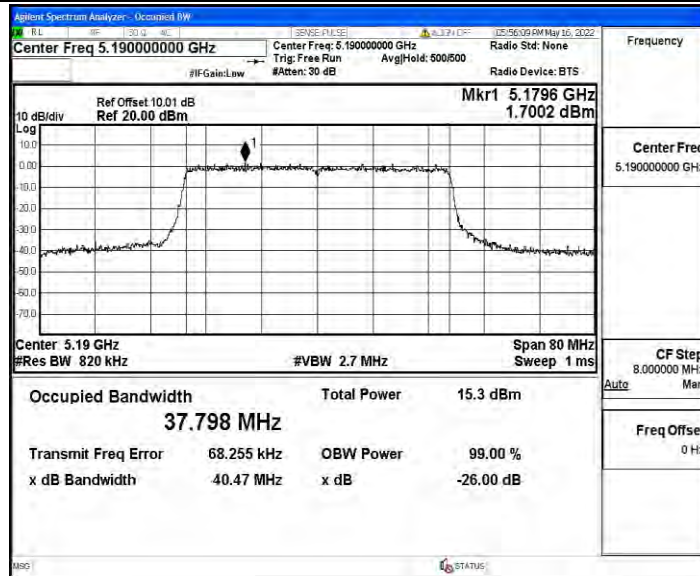
11AX20MIMO\_Ant2\_5240



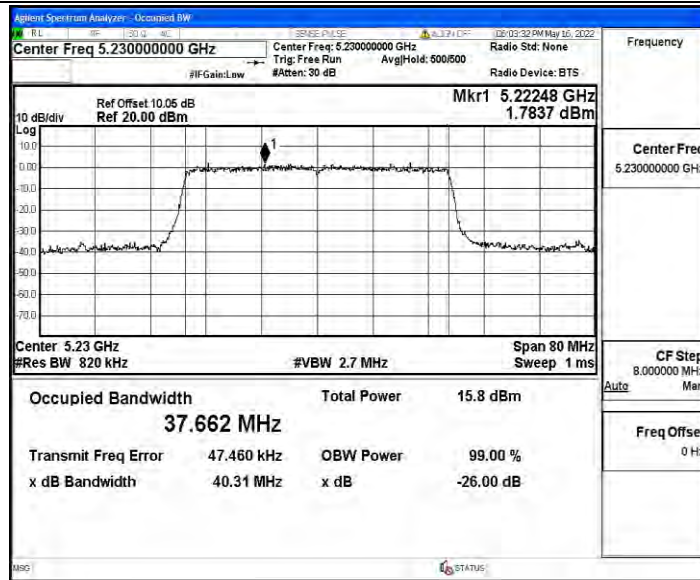
11AX40MIMO\_Ant1\_5190



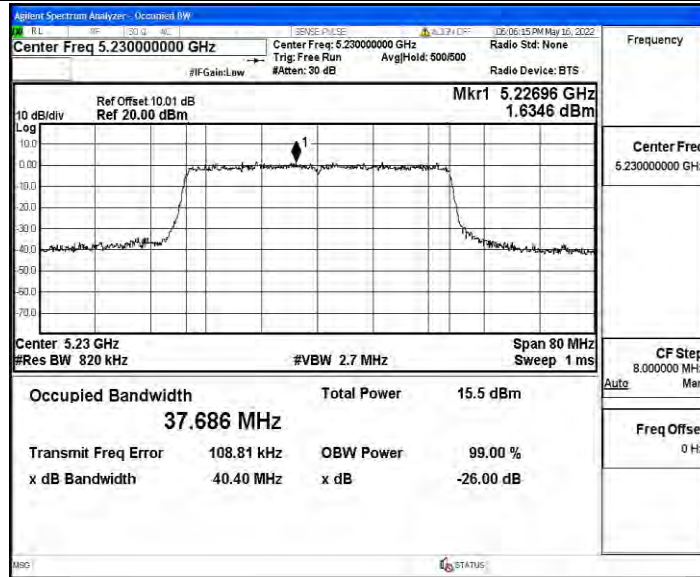
11AX40MIMO\_Ant2\_5190



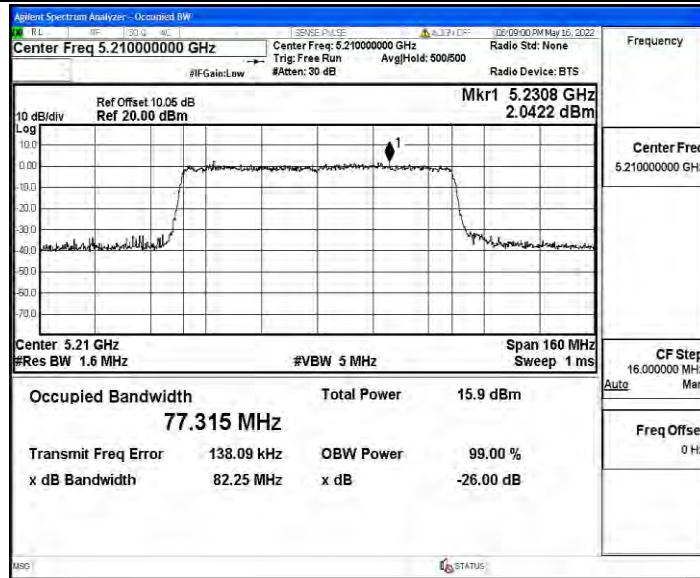
11AX40MIMO\_Ant1\_5230



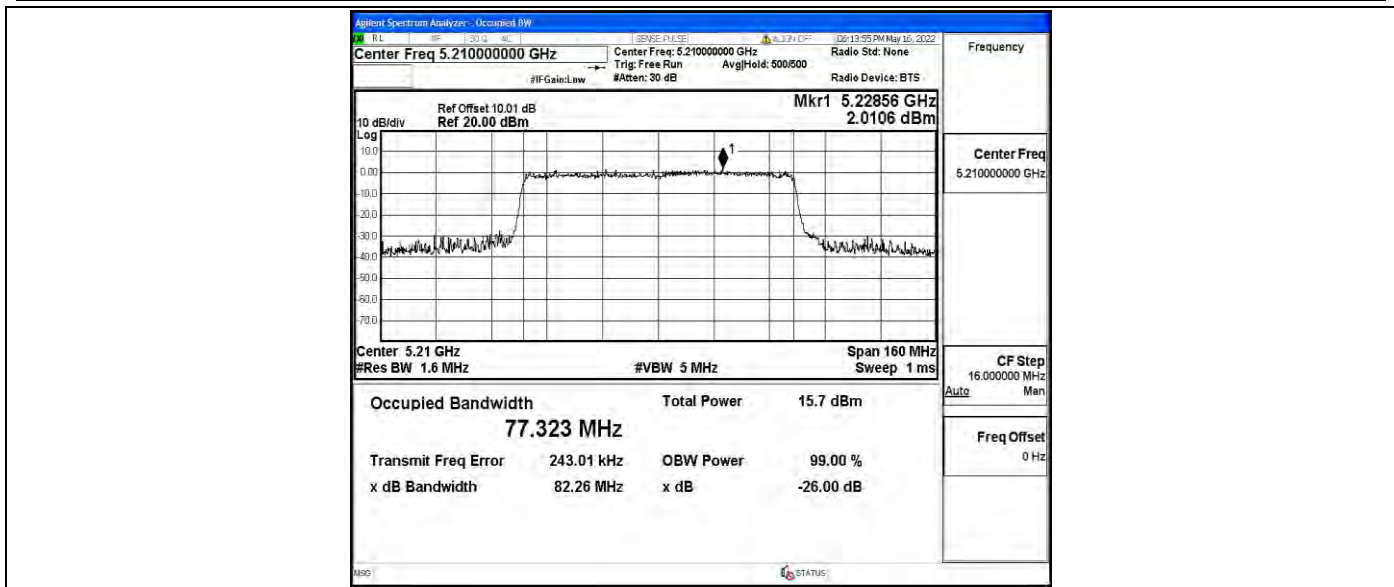
11AX40MIMO\_Ant2\_5230



11AX80MIMO\_Ant1\_5210



11AX80MIMO\_Ant2\_5210



## Appendix B: Maximum conducted output power

### Test Result

TestMode	Antenna	Channel	Result[dBm]	Limit[dBm]	Verdict
11A	Ant1	5180	7.97	≤-23.98	PASS
	Ant2	5180	7.65	≤-23.98	PASS
	Ant1	5200	7.66	≤-23.98	PASS
	Ant2	5200	7.30	≤-23.98	PASS
	Ant1	5240	8.76	≤-23.98	PASS
	Ant2	5240	8.20	≤-23.98	PASS
11N20MIMO	Ant1	5180	7.80	≤-23.98	PASS
	Ant2	5180	7.62	≤-23.98	PASS
	total	5180	10.72	≤-22.72	PASS
	Ant1	5200	7.43	≤-23.98	PASS
	Ant2	5200	7.34	≤-23.98	PASS
	total	5200	10.40	≤-22.72	PASS
	Ant1	5240	8.56	≤-23.98	PASS
	Ant2	5240	8.04	≤-23.98	PASS
	total	5240	11.32	≤-22.72	PASS
11N40MIMO	Ant1	5190	7.37	≤-23.98	PASS
	Ant2	5190	7.00	≤-23.98	PASS
	total	5190	10.20	≤-22.72	PASS
	Ant1	5230	7.82	≤-23.98	PASS
	Ant2	5230	7.24	≤-23.98	PASS
	total	5230	10.55	≤-22.72	PASS
11AC20MIMO	Ant1	5180	8.00	≤-23.98	PASS
	Ant2	5180	7.72	≤-23.98	PASS
	total	5180	10.87	≤-22.72	PASS
	Ant1	5200	7.71	≤-23.98	PASS
	Ant2	5200	7.33	≤-23.98	PASS
	total	5200	10.53	≤-22.72	PASS
	Ant1	5240	8.65	≤-23.98	PASS
	Ant2	5240	8.14	≤-23.98	PASS
total	5240	11.41	≤-22.72	PASS	
11AC40MIMO	Ant1	5190	7.30	≤-23.98	PASS
	Ant2	5190	6.80	≤-23.98	PASS
	total	5190	10.07	≤-22.72	PASS
	Ant1	5230	7.74	≤-23.98	PASS
	Ant2	5230	7.21	≤-23.98	PASS
	total	5230	10.49	≤-22.72	PASS
11AC80MIMO	Ant1	5210	7.65	≤-23.98	PASS
	Ant2	5210	6.82	≤-23.98	PASS
	total	5210	10.27	≤-22.72	PASS
11AX20MIMO	Ant1	5180	7.99	≤-23.98	PASS
	Ant2	5180	7.95	≤-23.98	PASS
	total	5180	10.98	≤-22.72	PASS
	Ant1	5200	7.61	≤-23.98	PASS
	Ant2	5200	7.73	≤-23.98	PASS
	total	5200	10.68	≤-22.72	PASS
	Ant1	5240	8.73	≤-23.98	PASS
	Ant2	5240	8.28	≤-23.98	PASS
	total	5240	11.52	≤-22.72	PASS
11AX40MIMO	Ant1	5190	7.68	≤-23.98	PASS
	Ant2	5190	7.40	≤-23.98	PASS
	total	5190	10.55	≤-22.72	PASS



TestMode	Antenna	Channel	Result[dBm]	Limit[dBm]	Verdict
	Ant1	5230	7.83	$\leq -23.98$	PASS
	Ant2	5230	7.37	$\leq -23.98$	PASS
	total	5230	10.62	$\leq -22.72$	PASS
11AX80MIMO	Ant1	5210	6.49	$\leq -23.98$	PASS
	Ant2	5210	6.41	$\leq -23.98$	PASS
	total	5210	9.46	$\leq -22.72$	PASS

Note: The Duty Cycle Factor is compensated in the test result.

## Appendix C: Maximum power spectral density

### Test Result

TestMode	Antenna	Channel	Result [dBm/MHz]	Limit[dBm/MHz]	Verdict
11A	Ant1	5180	5.02	<=11	PASS
	Ant2	5180	4.52	<=11	PASS
	Ant1	5200	4.51	<=11	PASS
	Ant2	5200	3.69	<=11	PASS
	Ant1	5240	5.47	<=11	PASS
	Ant2	5240	4.77	<=11	PASS
11N20MIMO	Ant1	5180	4.87	<=11	PASS
	Ant2	5180	4.53	<=11	PASS
	total	5180	7.71	<=9.74	PASS
	Ant1	5200	4.09	<=11	PASS
	Ant2	5200	4.08	<=11	PASS
	total	5200	7.10	<=9.74	PASS
	Ant1	5240	5.21	<=11	PASS
	Ant2	5240	4.49	<=11	PASS
	total	5240	7.88	<=9.74	PASS
11N40MIMO	Ant1	5190	2.16	<=11	PASS
	Ant2	5190	1.67	<=11	PASS
	total	5190	4.93	<=9.74	PASS
	Ant1	5230	2.56	<=11	PASS
	Ant2	5230	2.56	<=11	PASS
	total	5230	5.57	<=9.74	PASS
11AC20MIMO	Ant1	5180	3.75	<=11	PASS
	Ant2	5180	3.27	<=11	PASS
	total	5180	6.53	<=9.74	PASS
	Ant1	5200	4.48	<=11	PASS
	Ant2	5200	3.44	<=11	PASS
	total	5200	7.00	<=9.74	PASS
	Ant1	5240	4.82	<=11	PASS
	Ant2	5240	4.06	<=11	PASS
total	5240	7.47	<=9.74	PASS	
11AC40MIMO	Ant1	5190	1.74	<=11	PASS
	Ant2	5190	5.06	<=11	PASS
	total	5190	2.61	<=9.74	PASS
	Ant1	5230	2.78	<=11	PASS
	Ant2	5230	5.71	<=11	PASS
	total	5230	0.24	<=9.74	PASS
11AC80MIMO	Ant1	5210	-0.79	<=11	PASS
	Ant2	5210	2.77	<=11	PASS
	total	5210	5.84	<=9.74	PASS
11AX20MIMO	Ant1	5180	5.4	<=11	PASS

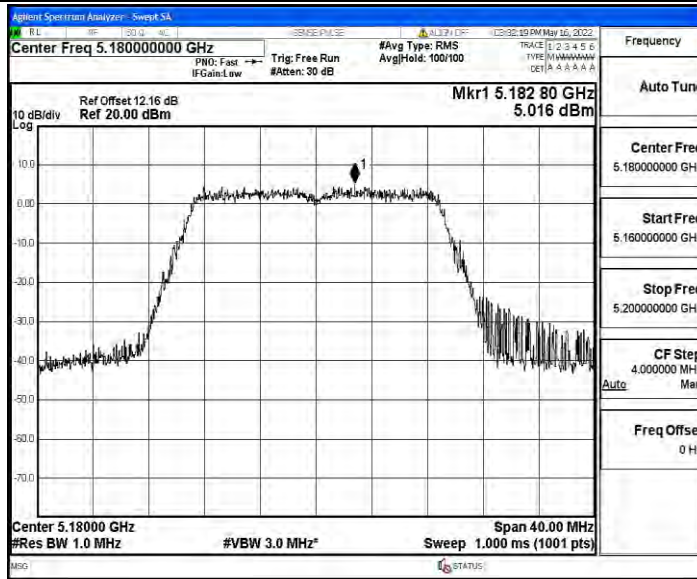
TestMode	Antenna	Channel	Result [dBm/MHz]	Limit[dBm/MHz]	Verdict
	Ant2	5180	8.64	<=11	PASS
	total	5180	6.36	<=9.74	PASS
	Ant1	5200	5.47	<=11	PASS
	Ant2	5200	8.95	<=11	PASS
	total	5200	6.4	<=9.74	PASS
	Ant1	5240	6.63	<=11	PASS
	Ant2	5240	9.53	<=11	PASS
	total	5240	3.28	<=9.74	PASS
11AX40MIMO	Ant1	5190	3.75	<=11	PASS
	Ant2	5190	6.53	<=11	PASS
	total	5190	3.17	<=9.74	PASS
	Ant1	5230	3.43	<=11	PASS
	Ant2	5230	6.31	<=11	PASS
	total	5230	-1.3	<=9.74	PASS
11AX80MIMO	Ant1	5210	-0.63	<=11	PASS
	Ant2	5210	2.06	<=11	PASS
	total	5210	5.02	<=9.74	PASS

Note: 1.The Result and Limit Unit is dBm/500 kHz in the band 5.725–5.85 GHz.

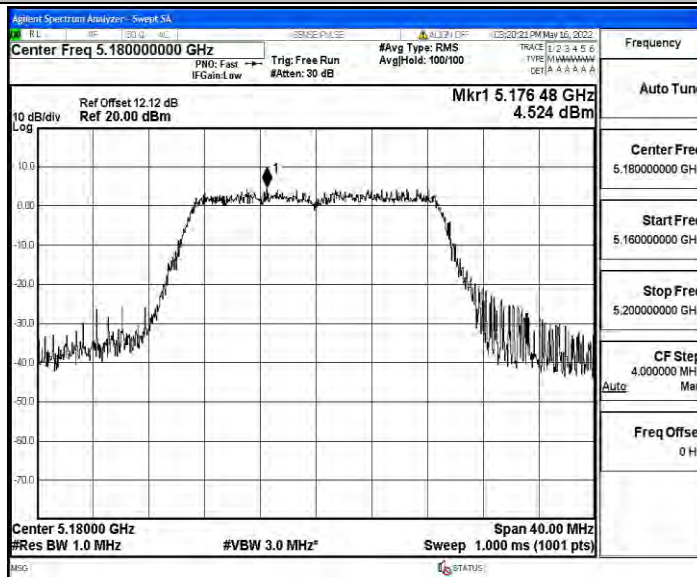
2.The Duty Cycle Factor and RBW Factor is compensated in the graph.

### Test Graphs

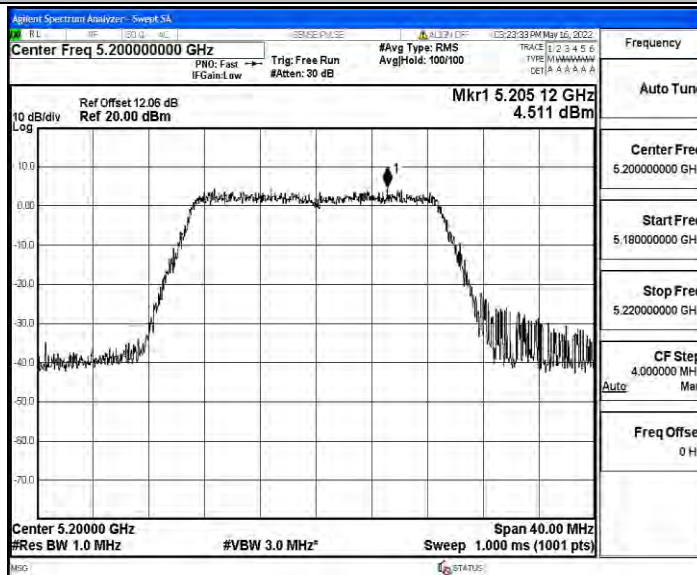
11A\_Ant1\_5180



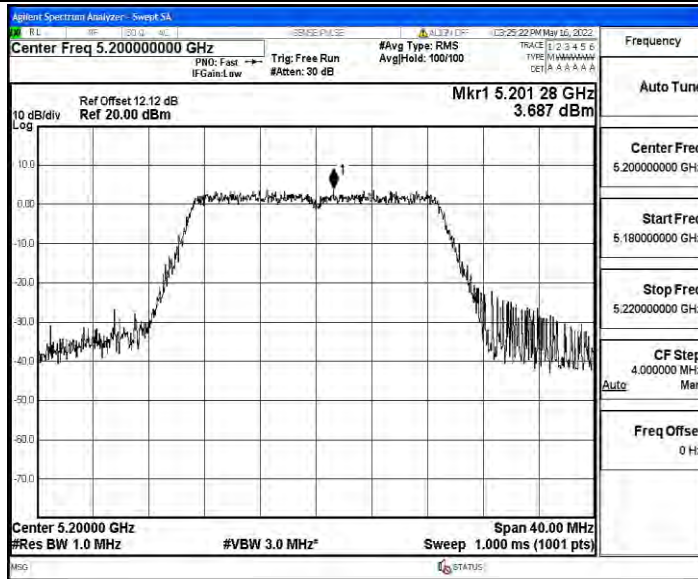
11A\_Ant2\_5180



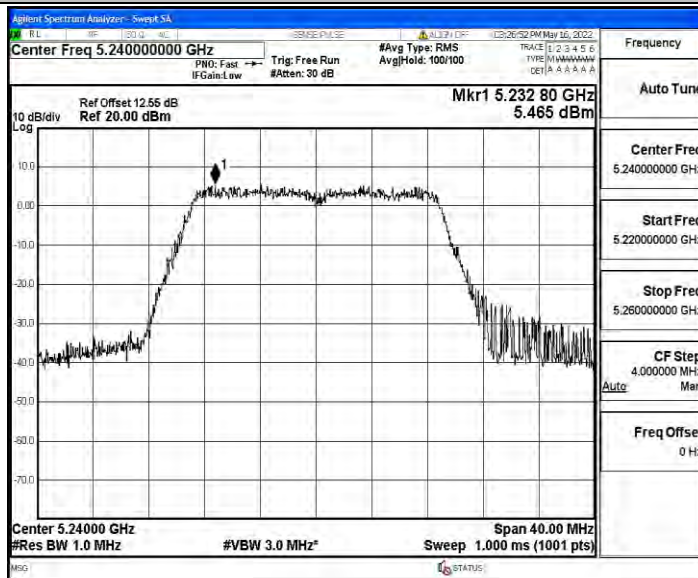
11A\_Ant1\_5200



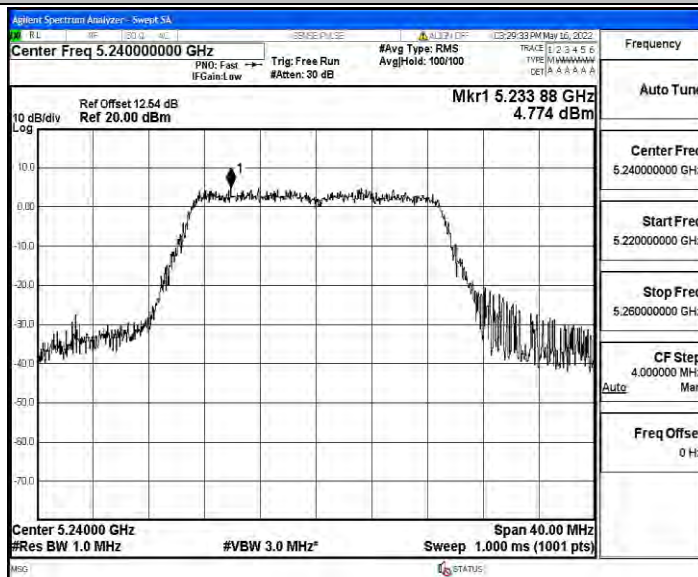
11A\_Ant2\_5200



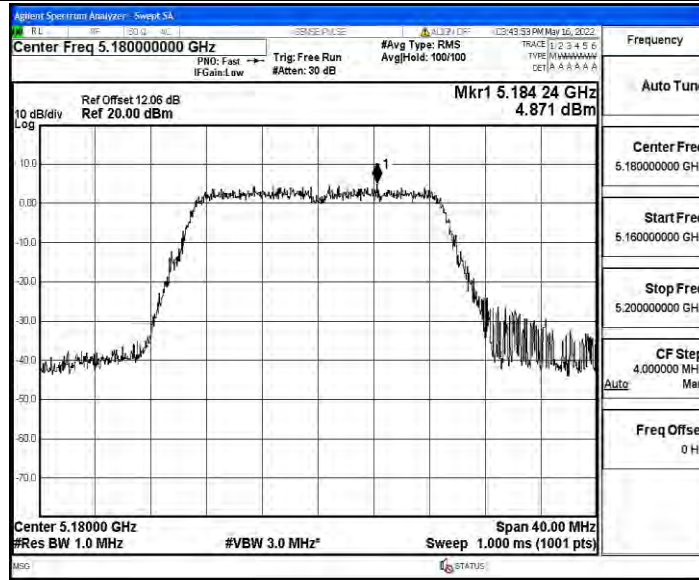
11A\_Ant1\_5240



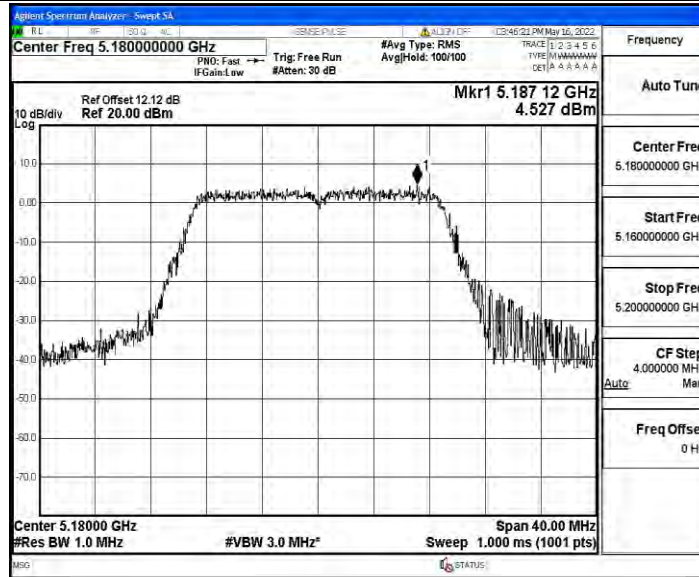
11A\_Ant2\_5240



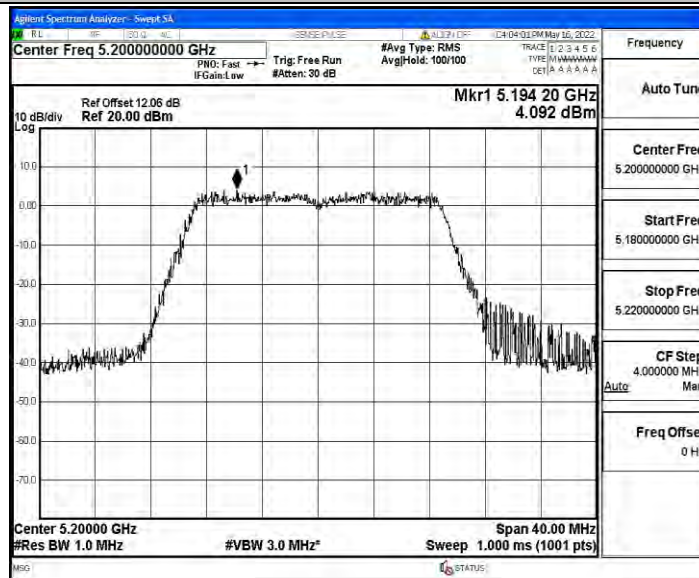
11N20MIMO\_Ant1\_5180



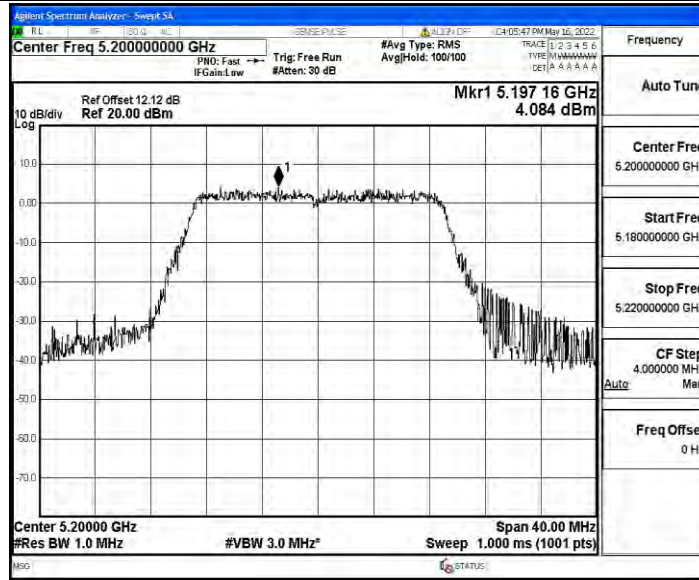
11N20MIMO\_Ant2\_5180



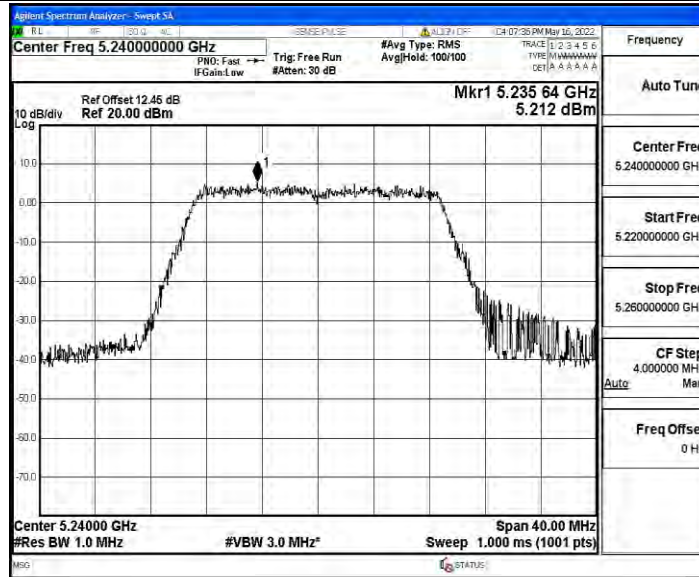
11N20MIMO\_Ant1\_5200



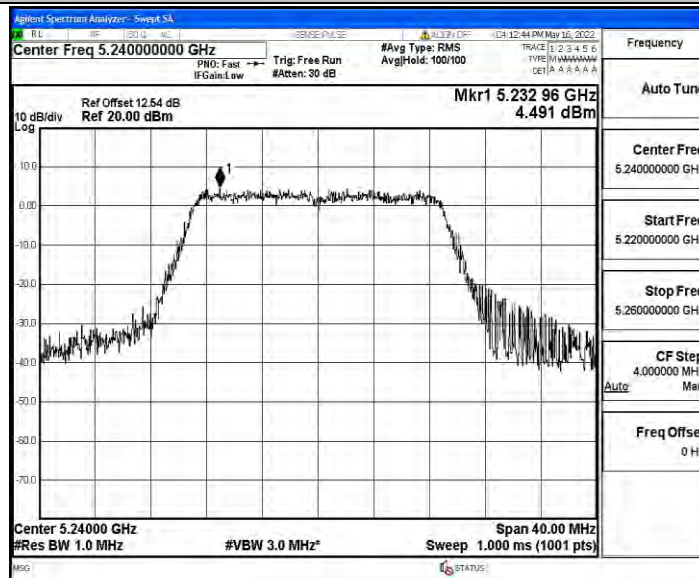
11N20MIMO\_Ant2\_5200



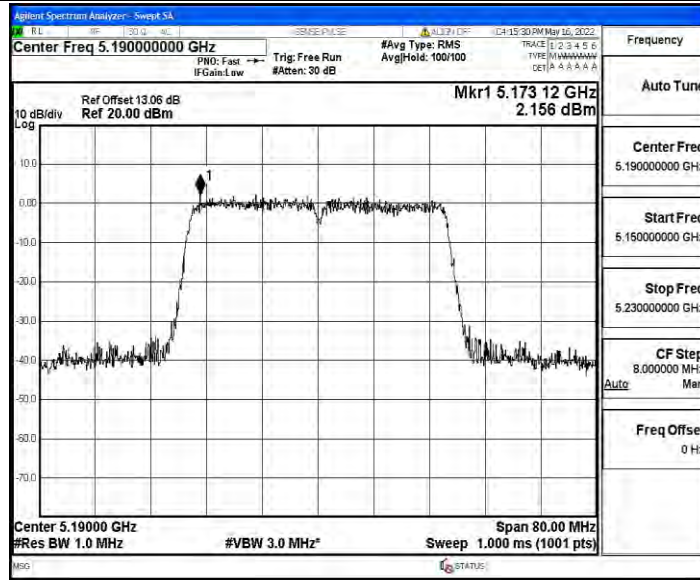
11N20MIMO\_Ant1\_5240



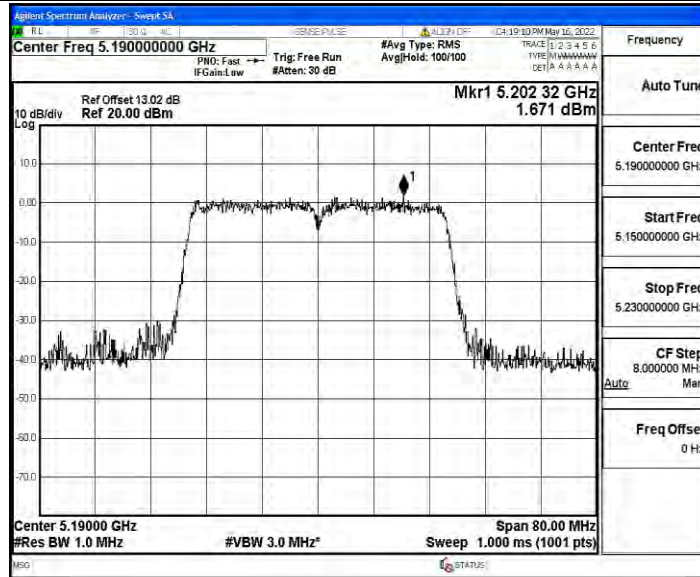
11N20MIMO\_Ant2\_5240



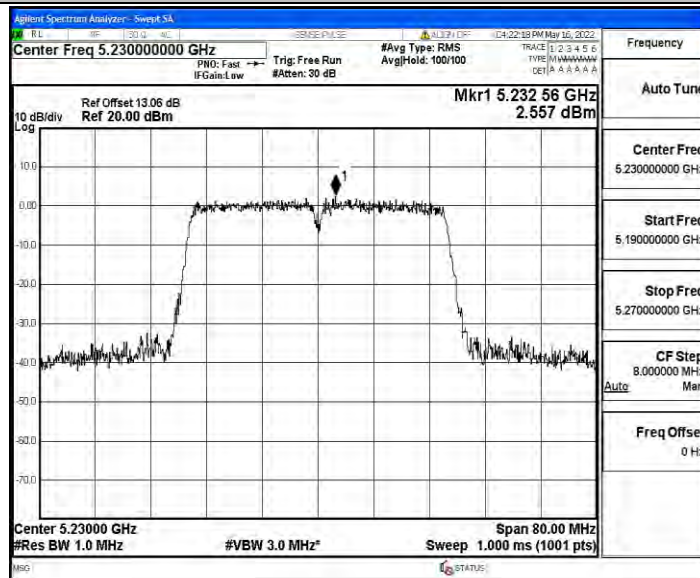
11N40MIMO\_Ant1\_5190



11N40MIMO\_Ant2\_5190

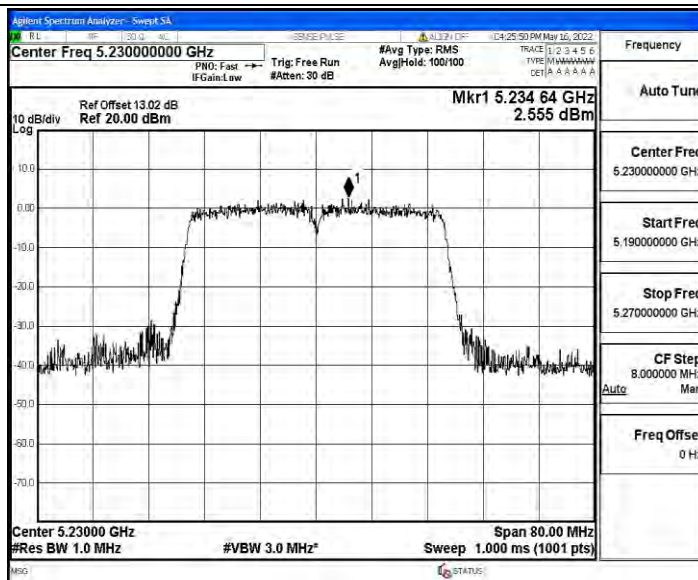


11N40MIMO\_Ant1\_5230

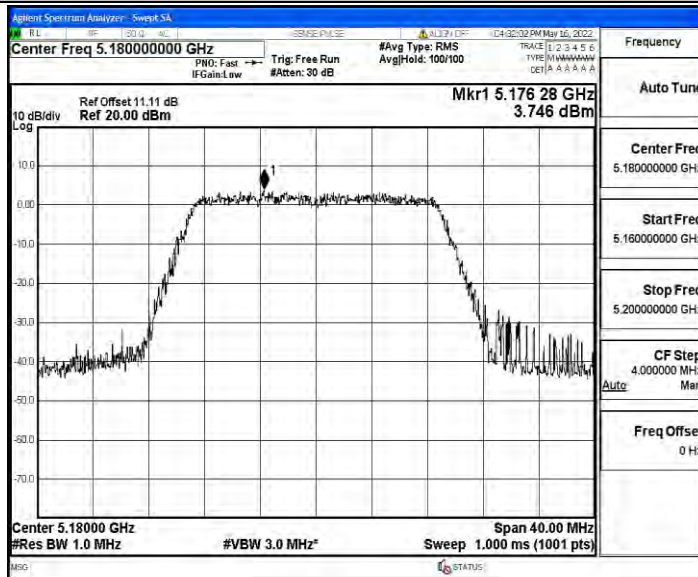


11N40MIMO\_Ant2\_5230

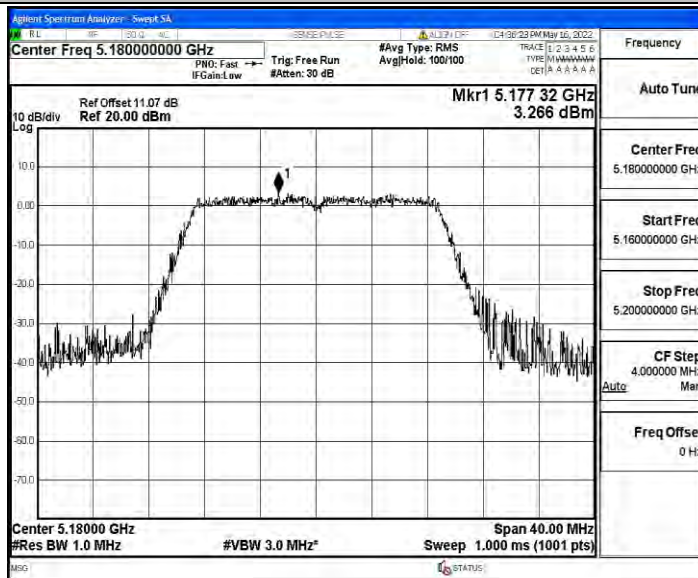




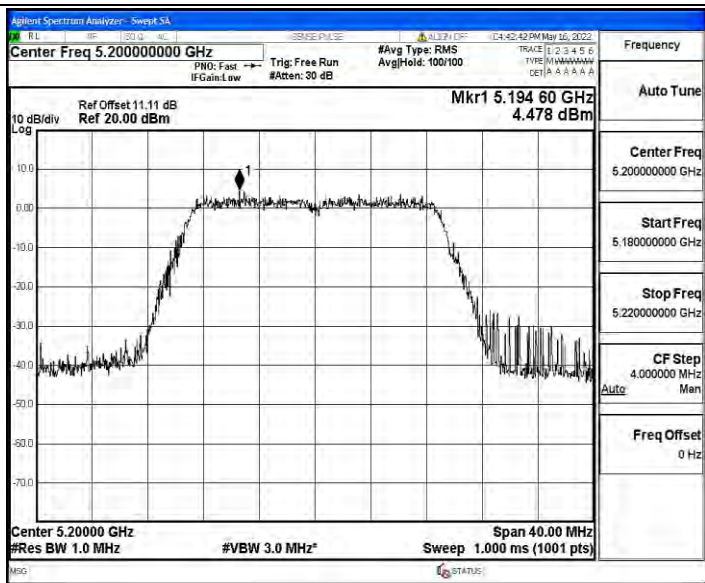
11AC20MIMO\_Ant1\_5180



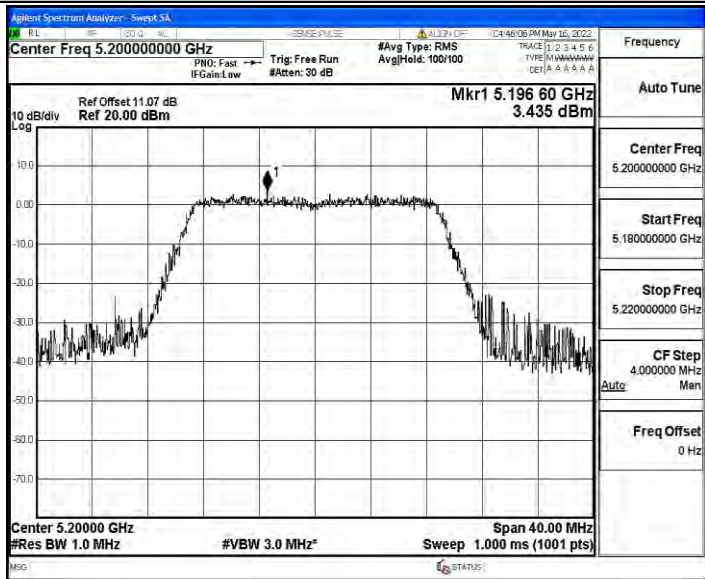
11AC20MIMO\_Ant2\_5180



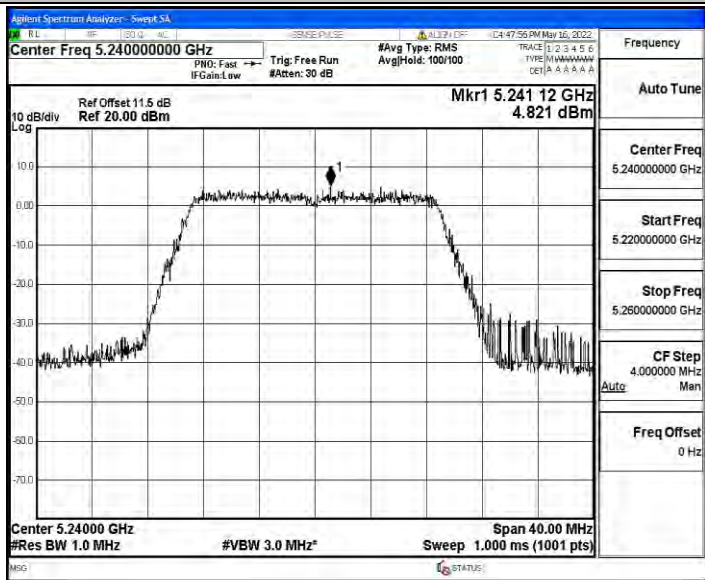
11AC20MIMO\_Ant1\_5200



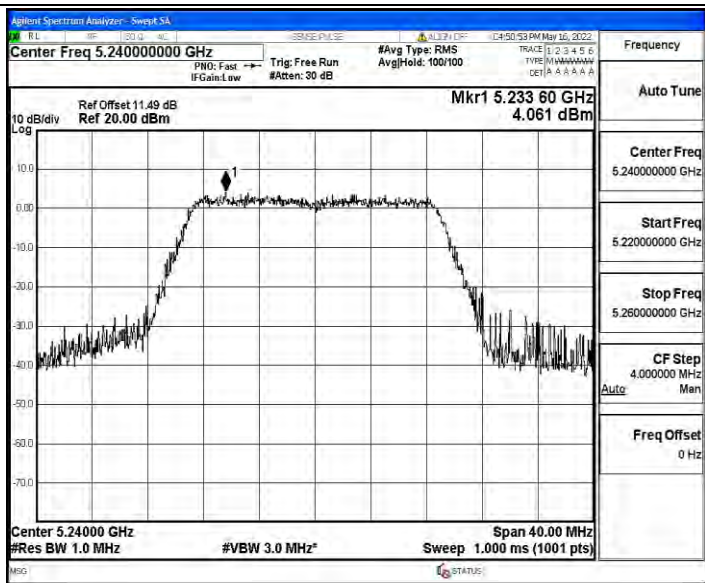
11AC20MIMO\_Ant2\_5200



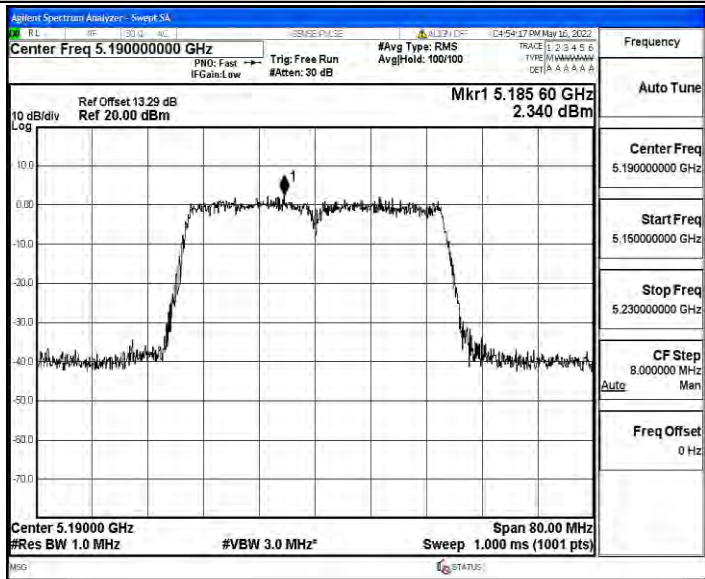
11AC20MIMO\_Ant1\_5240



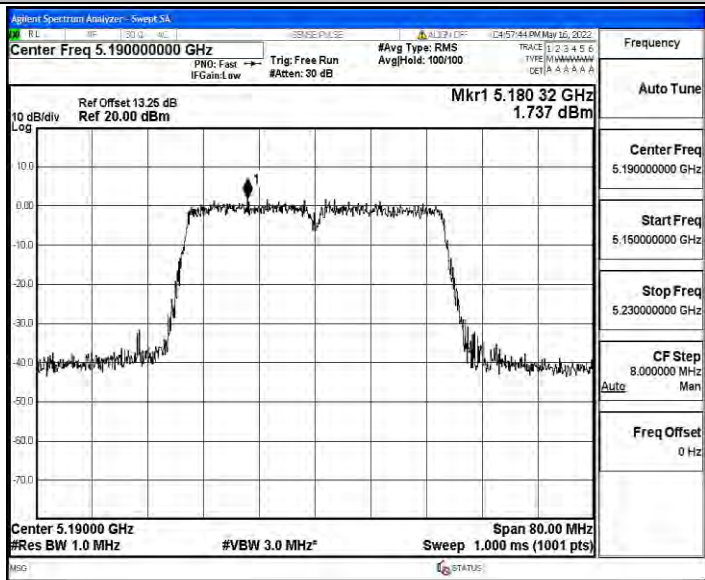
11AC20MIMO\_Ant2\_5240



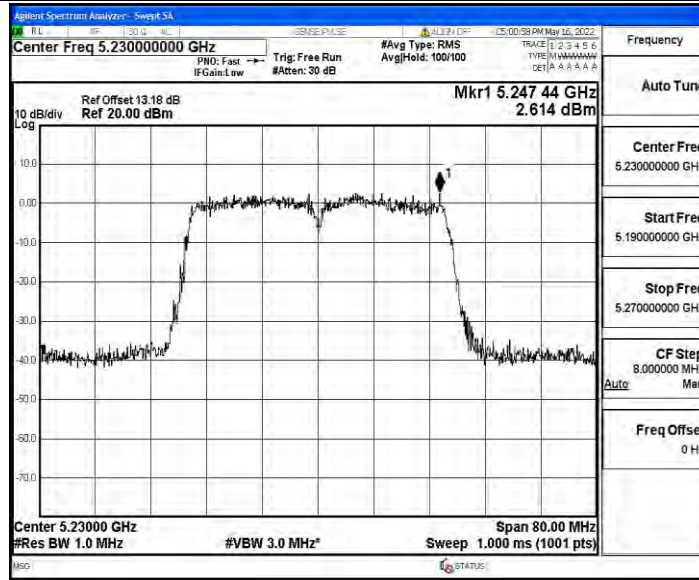
11AC40MIMO\_Ant1\_5190



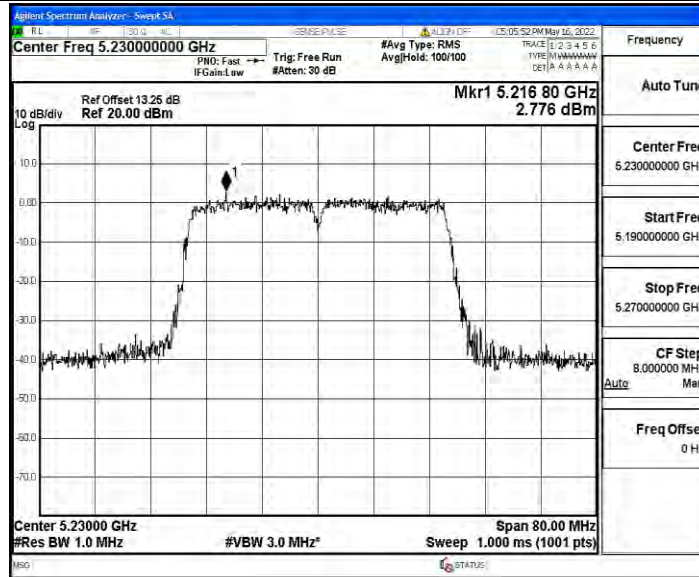
11AC40MIMO\_Ant2\_5190



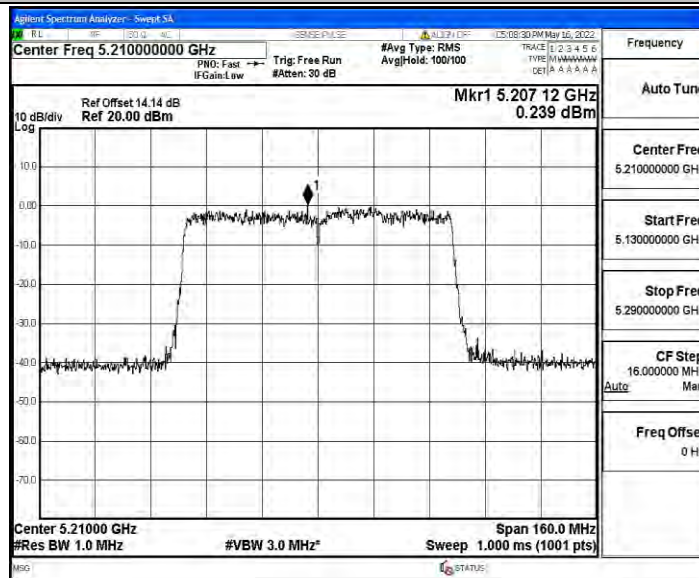
11AC40MIMO\_Ant1\_5230



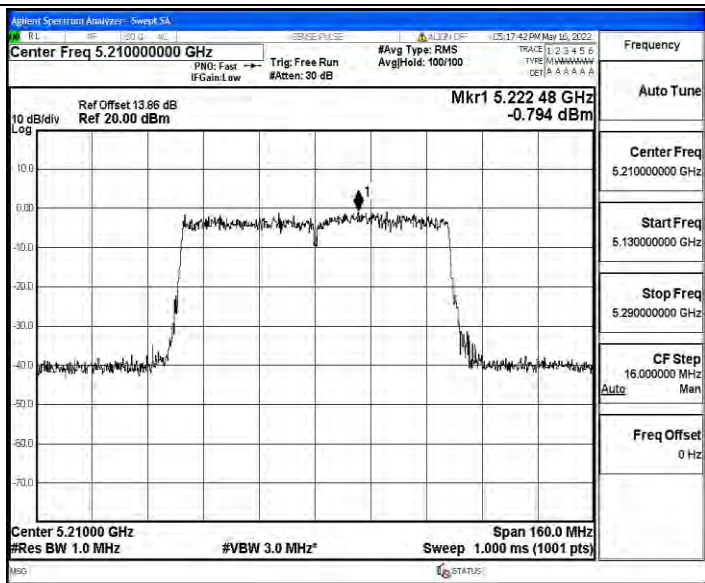
11AC40MIMO\_Ant2\_5230



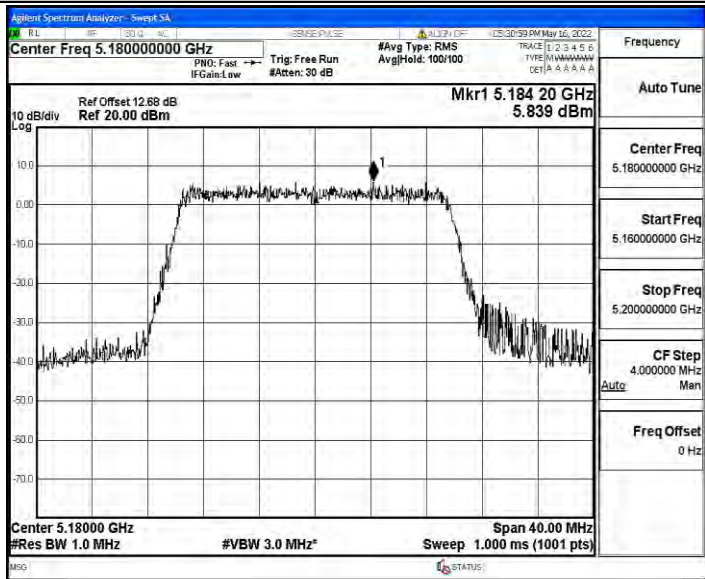
11AC80MIMO\_Ant1\_5210



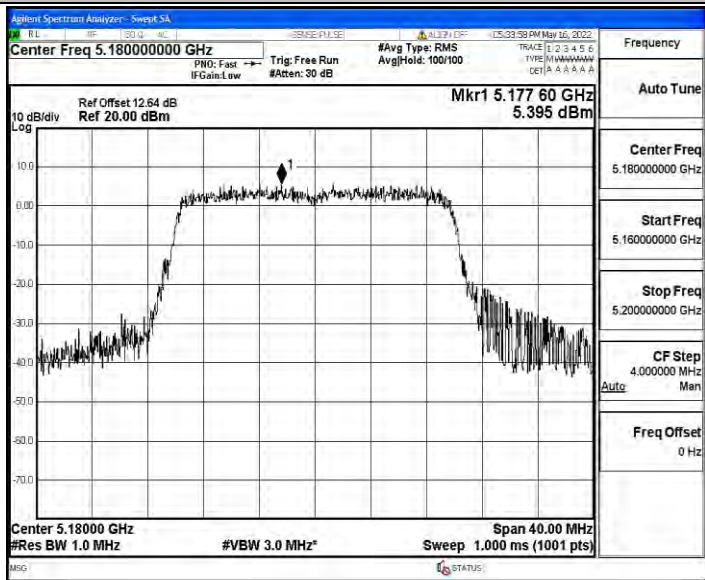
11AC80MIMO\_Ant2\_5210



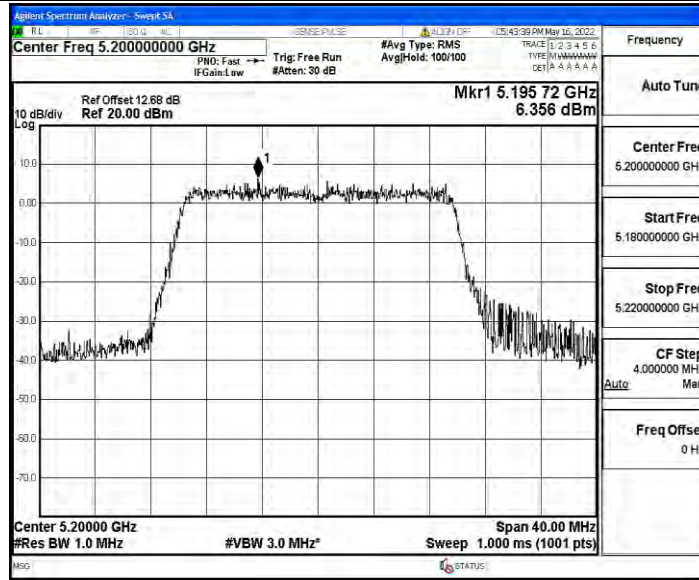
11AX20MIMO\_Ant1\_5180



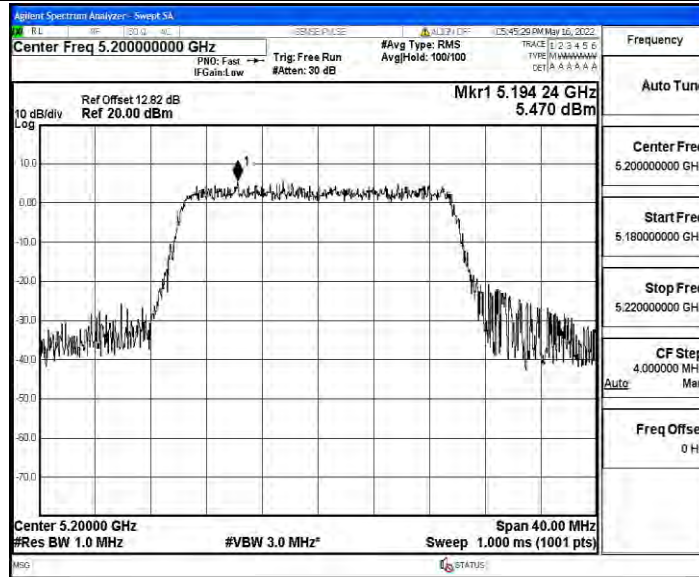
11AX20MIMO\_Ant2\_5180



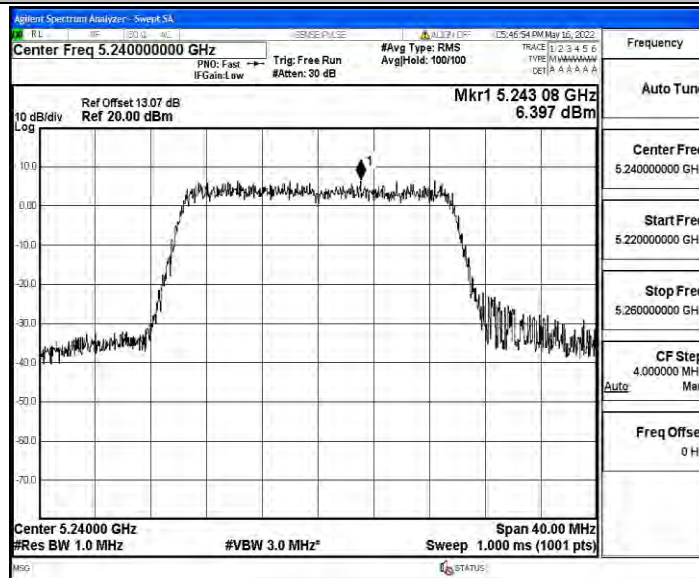
11AX20MIMO\_Ant1\_5200



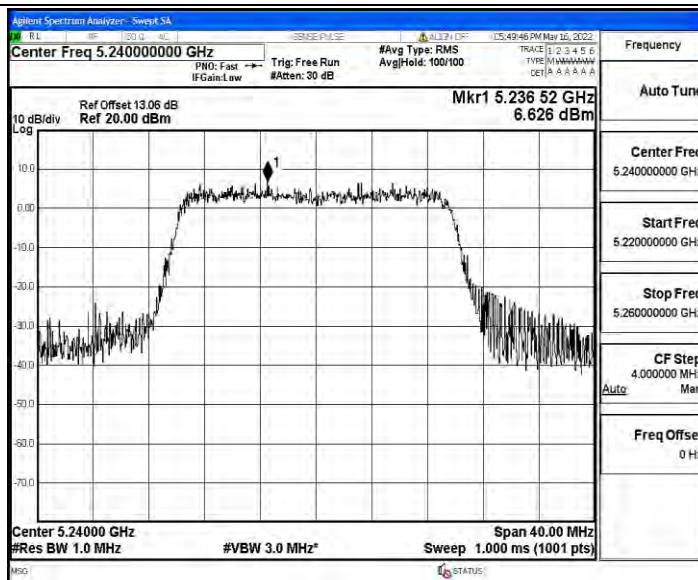
11AX20MIMO\_Ant2\_5200



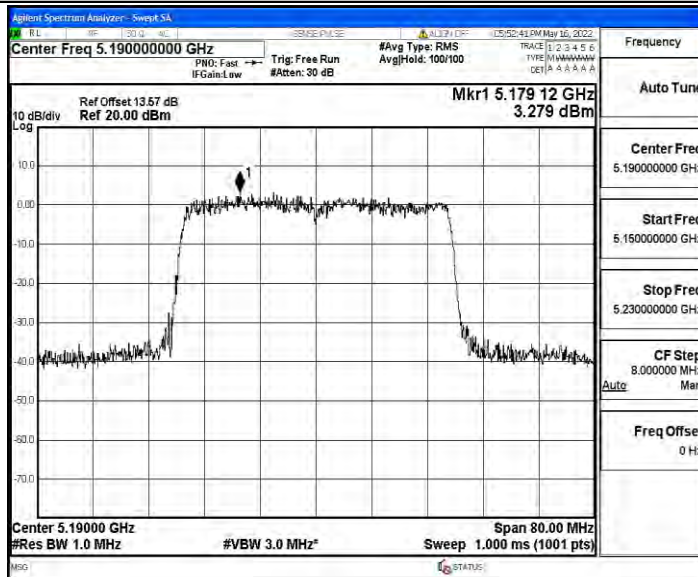
11AX20MIMO\_Ant1\_5240



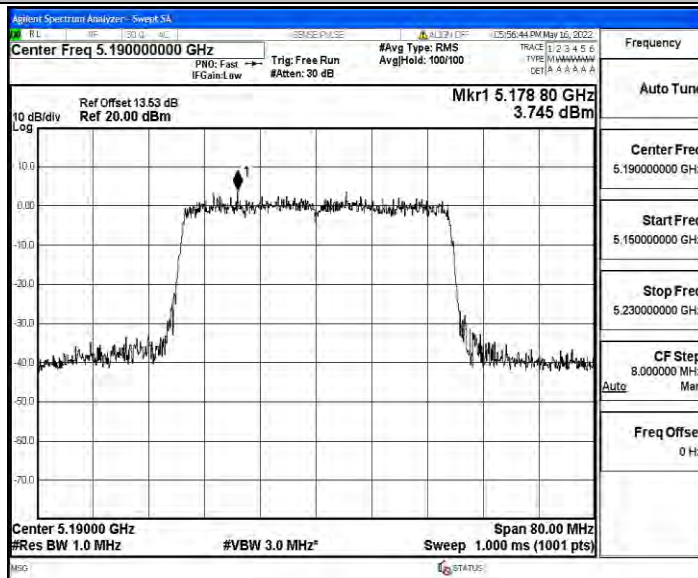
11AX20MIMO\_Ant2\_5240



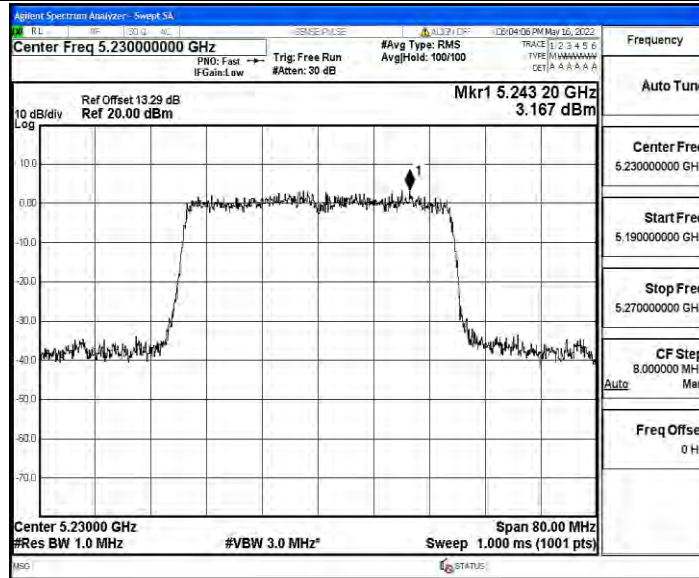
11AX40MIMO\_Ant1\_5190



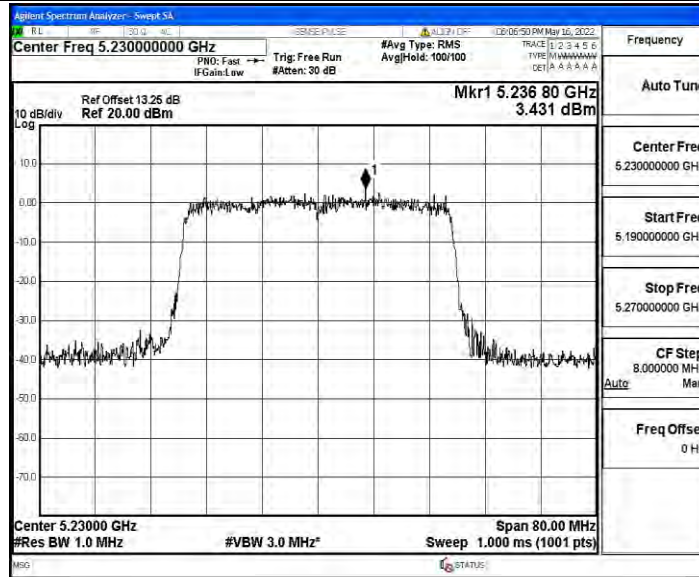
11AX40MIMO\_Ant2\_5190



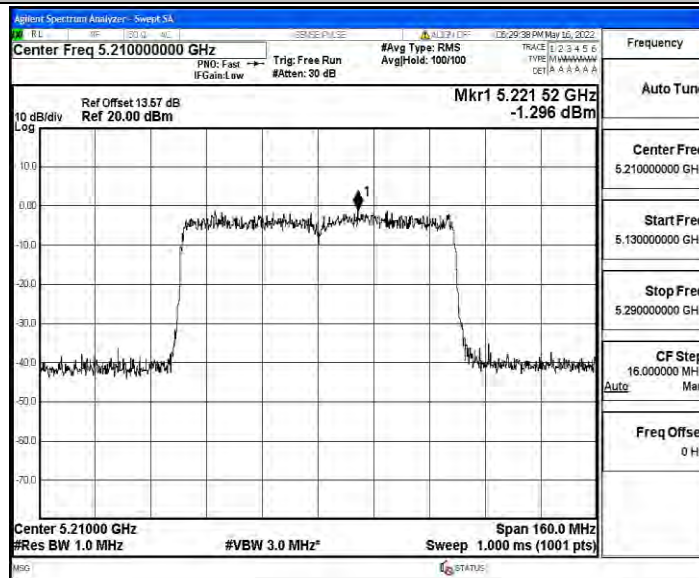
11AX40MIMO\_Ant1\_5230



11AX40MIMO\_Ant2\_5230

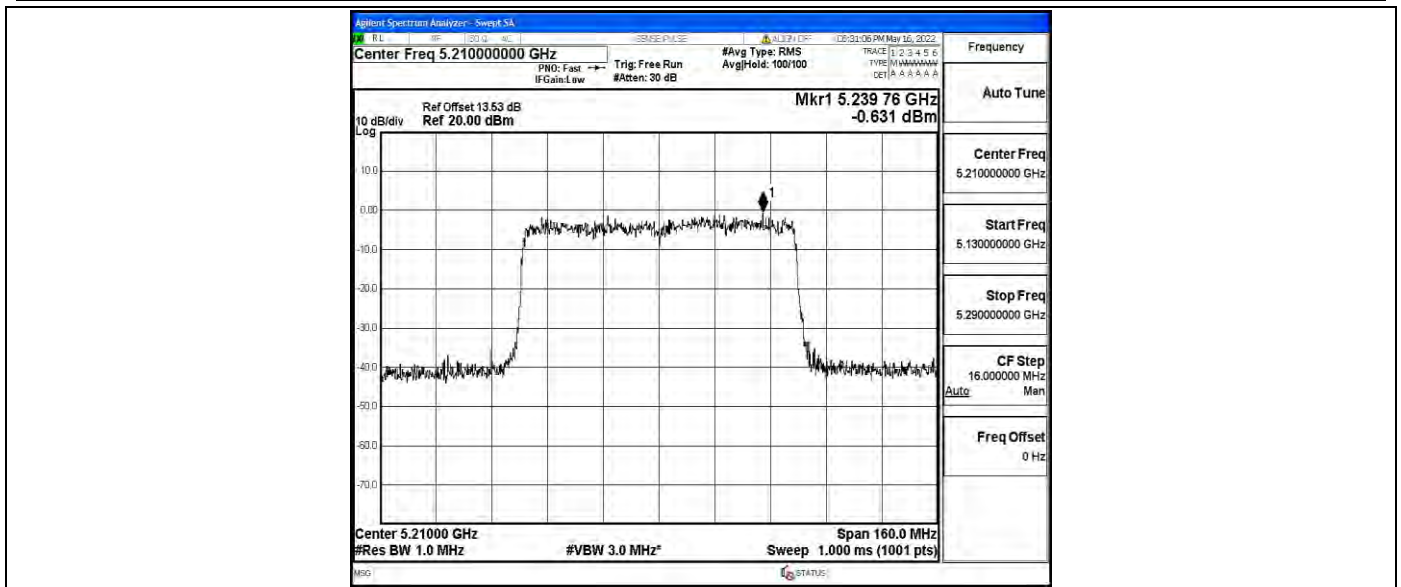


11AX80MIMO\_Ant1\_5210



11AX80MIMO\_Ant2\_5210





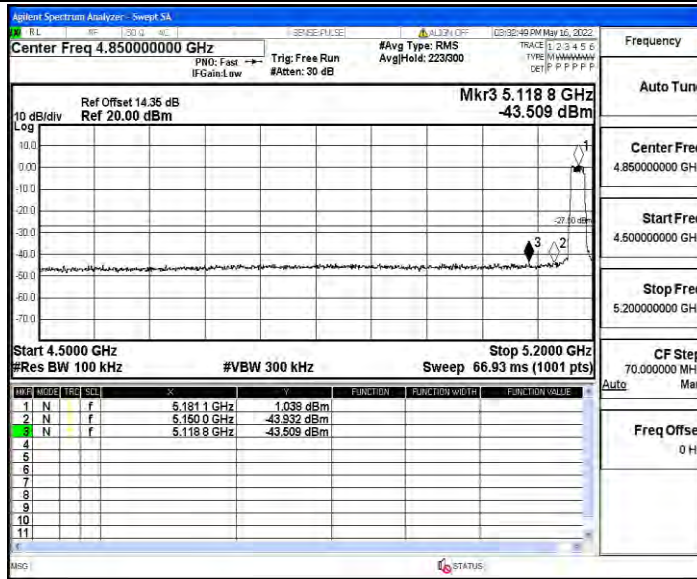
## Appendix D: Band edge measurements

### Test Result

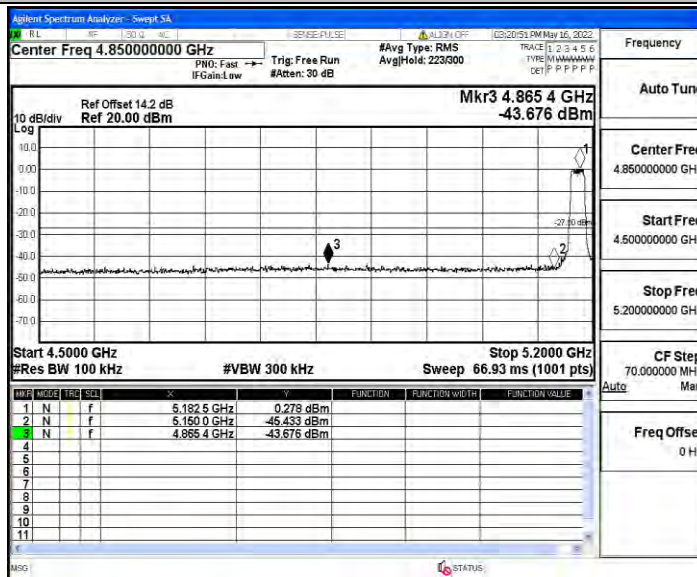
TestMode	Antenna	ChName	Channel	Result[dBm]	Limit[dBm]	Verdict
11A	Ant1	Low	5180	-43.51	<=-27	PASS
	Ant2	Low	5180	-43.68	<=-27	PASS
	Ant1	High	5240	-43.61	<=-27	PASS
	Ant2	High	5240	-42.75	<=-27	PASS
11N20MIMO	Ant1	Low	5180	-43.05	<=-27	PASS
	Ant2	Low	5180	-43.76	<=-27	PASS
	Ant1	High	5240	-43.5	<=-27	PASS
	Ant2	High	5240	-43.8	<=-27	PASS
11N40MIMO	Ant1	Low	5190	-42.91	<=-27	PASS
	Ant2	Low	5190	-43.59	<=-27	PASS
	Ant1	High	5230	-43.29	<=-27	PASS
	Ant2	High	5230	-43.4	<=-27	PASS
11AC20MIMO	Ant1	Low	5180	-43.29	<=-27	PASS
	Ant2	Low	5180	-43.64	<=-27	PASS
	Ant1	High	5240	-43.68	<=-27	PASS
	Ant2	High	5240	-43.83	<=-27	PASS
11AC40MIMO	Ant1	Low	5190	-43.35	<=-27	PASS
	Ant2	Low	5190	-43.44	<=-27	PASS
	Ant1	High	5230	-43.72	<=-27	PASS
	Ant2	High	5230	-43.94	<=-27	PASS
11AC80MIMO	Ant1	Low	5210	-42.99	<=-27	PASS
	Ant2	Low	5210	-43.27	<=-27	PASS
	Ant1	High	5210	-43.96	<=-27	PASS
	Ant2	High	5210	-43.31	<=-27	PASS
11AX20MIMO	Ant1	Low	5180	-43.22	<=-27	PASS
	Ant2	Low	5180	-43.42	<=-27	PASS
	Ant1	High	5240	-42.07	<=-27	PASS
	Ant2	High	5240	-43.52	<=-27	PASS
11AX40MIMO	Ant1	Low	5190	-43.33	<=-27	PASS
	Ant2	Low	5190	-42.35	<=-27	PASS
	Ant1	High	5230	-43.46	<=-27	PASS
	Ant2	High	5230	-44.09	<=-27	PASS
11AX80MIMO	Ant1	Low	5210	-42.47	<=-27	PASS
	Ant2	Low	5210	-43.17	<=-27	PASS
	Ant1	High	5210	-43.33	<=-27	PASS
	Ant2	High	5210	-43.82	<=-27	PASS

Test Graphs

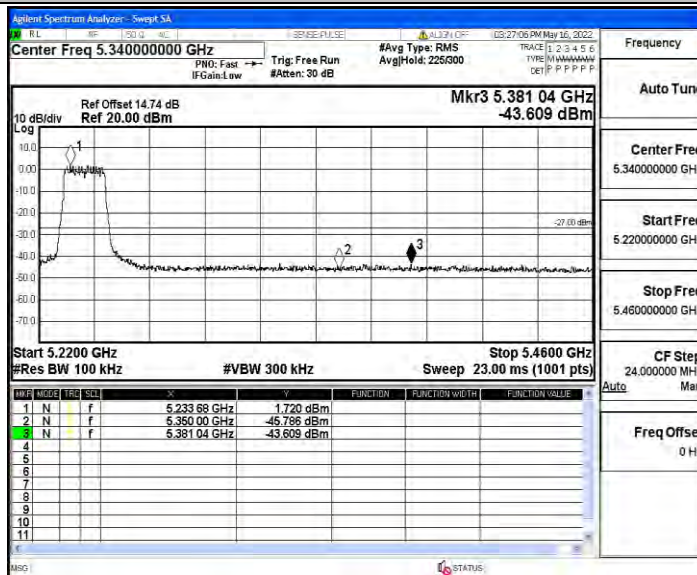
11A\_Ant1\_Low\_5180



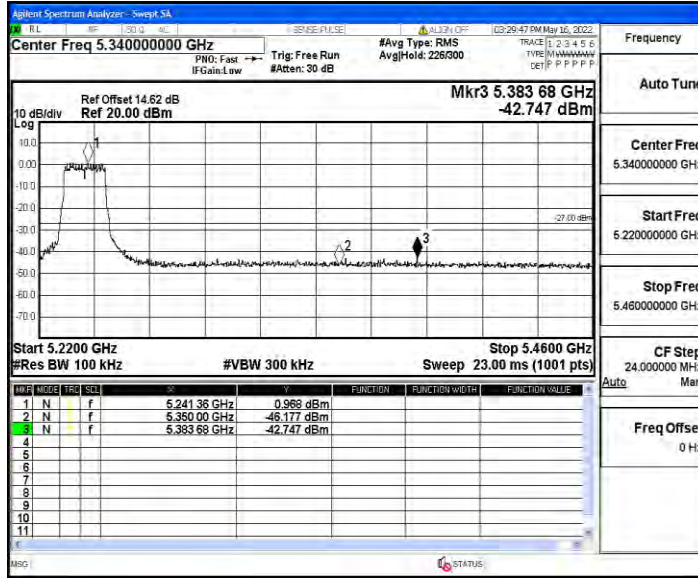
11A\_Ant2\_Low\_5180



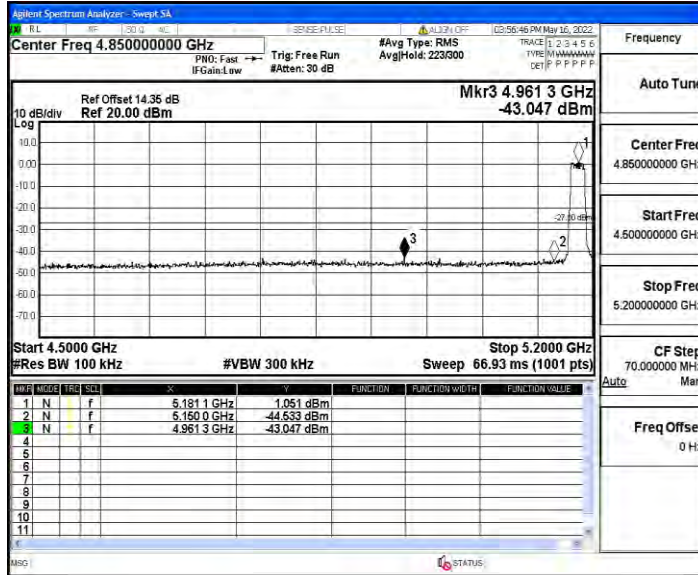
11A\_Ant1\_High\_5240



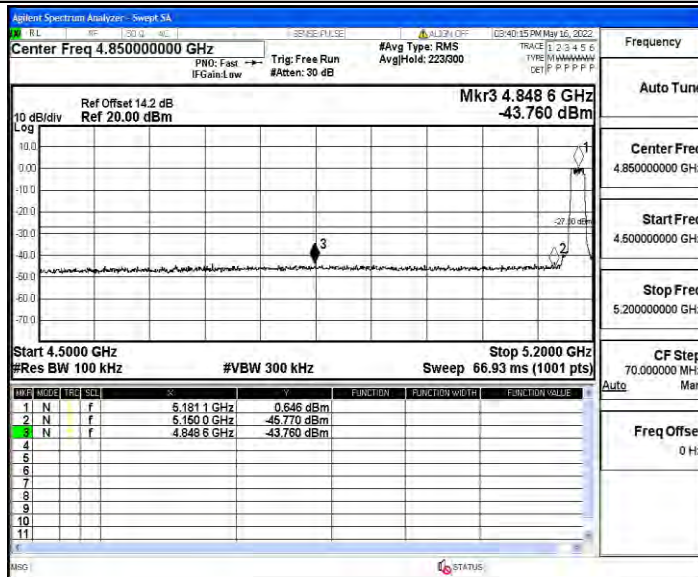
11A\_Ant2\_High\_5240



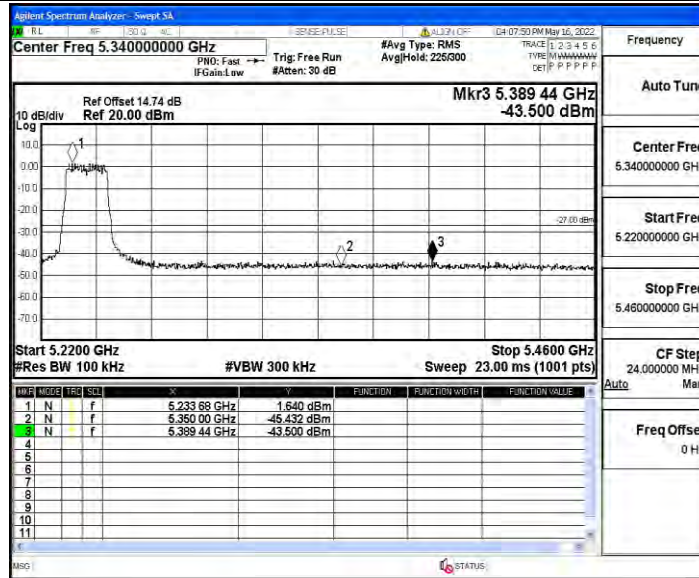
11N20MIMO\_Ant1\_Low\_5180



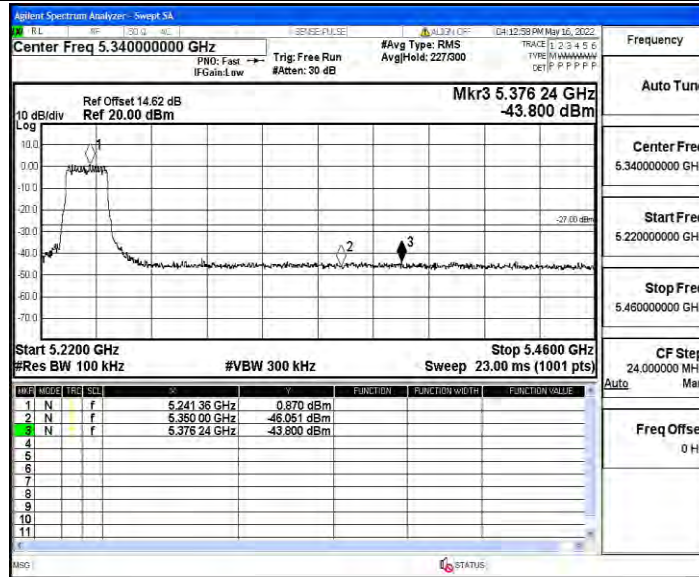
11N20MIMO\_Ant2\_Low\_5180



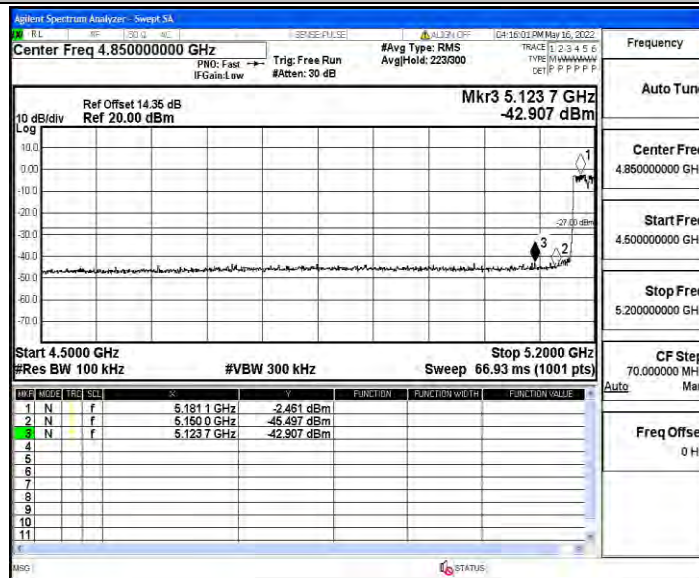
11N20MIMO\_Ant1\_High\_5240



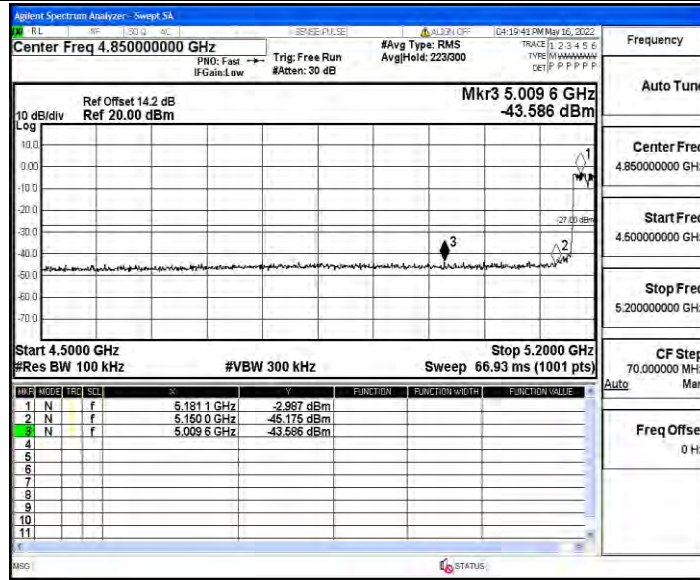
11N20MIMO\_Ant2\_High\_5240



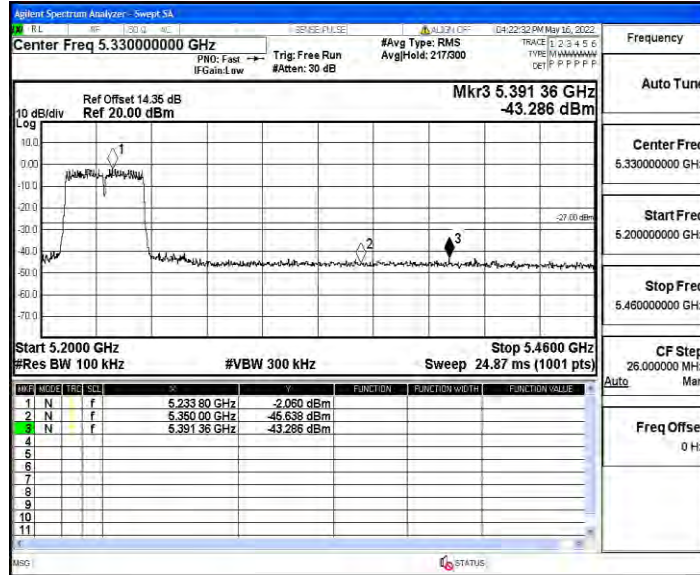
11N40MIMO\_Ant1\_Low\_5190



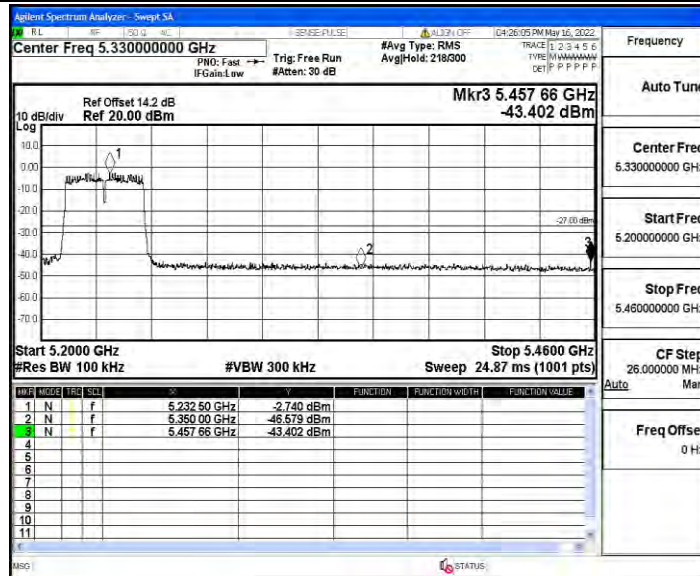
11N40MIMO\_Ant2\_Low\_5190



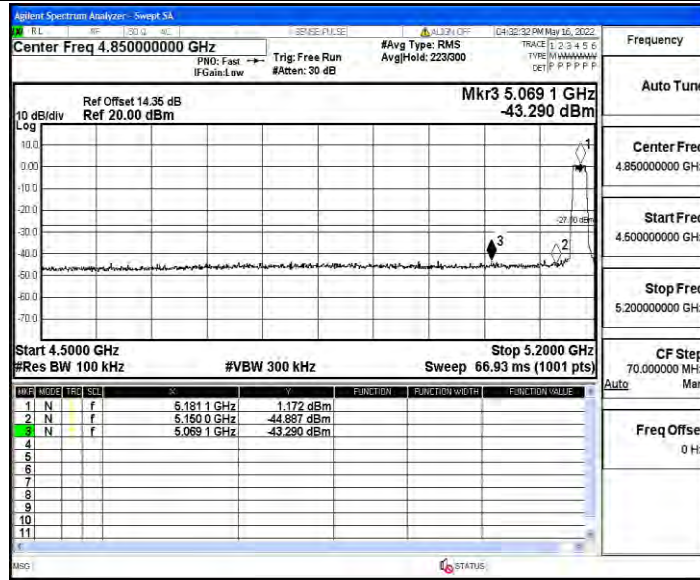
11N40MIMO\_Ant1\_High\_5230



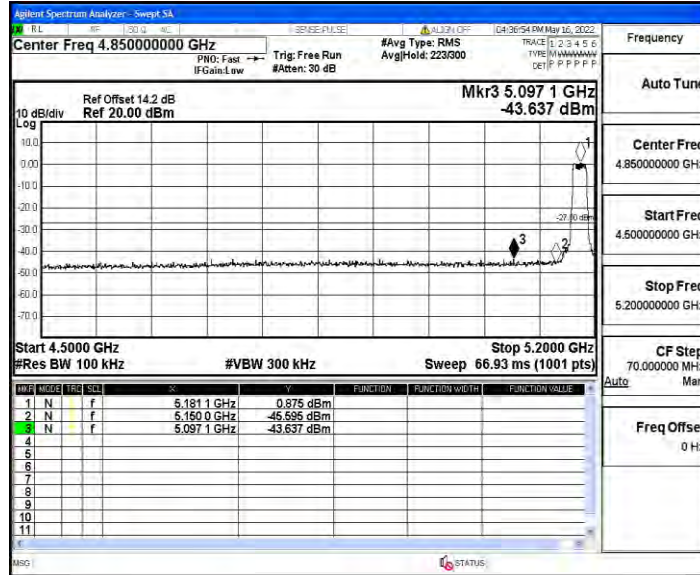
11N40MIMO\_Ant2\_High\_5230



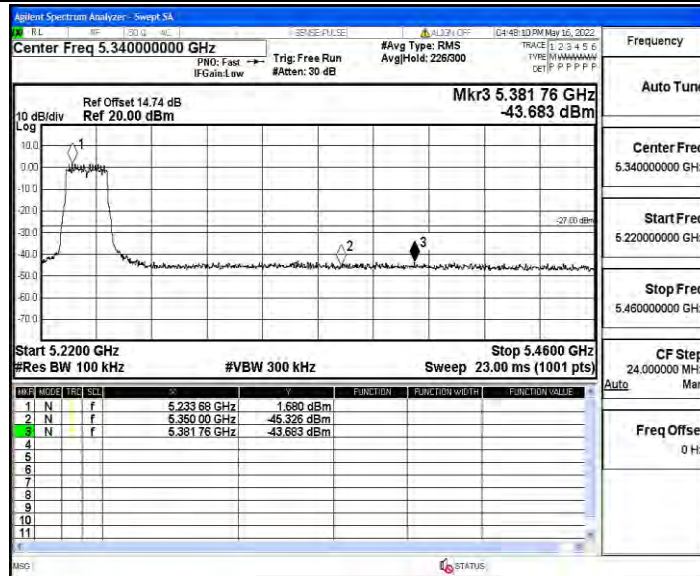
11AC20MIMO\_Ant1\_Low\_5180



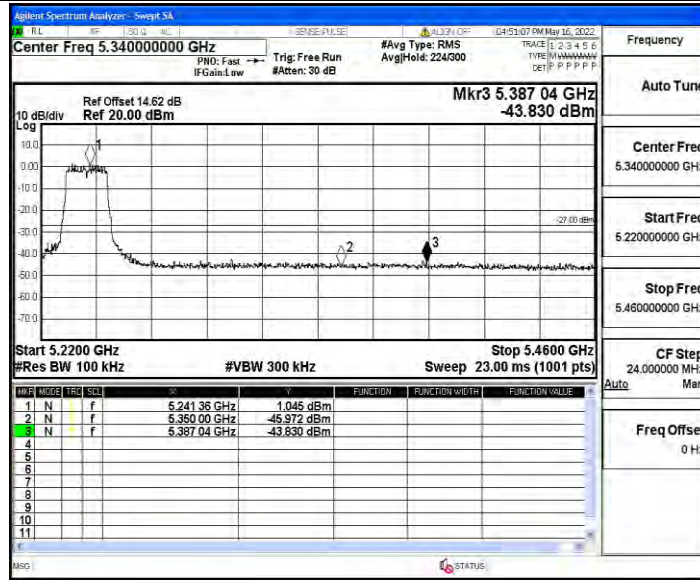
11AC20MIMO\_Ant2\_Low\_5180



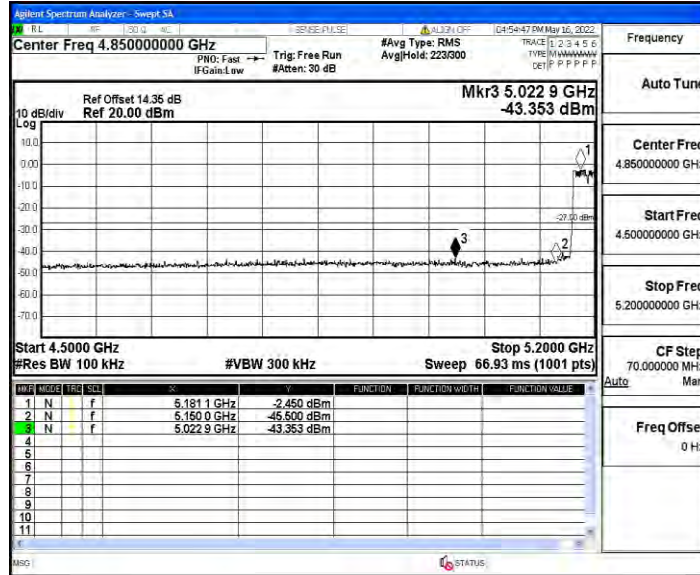
11AC20MIMO\_Ant1\_High\_5240



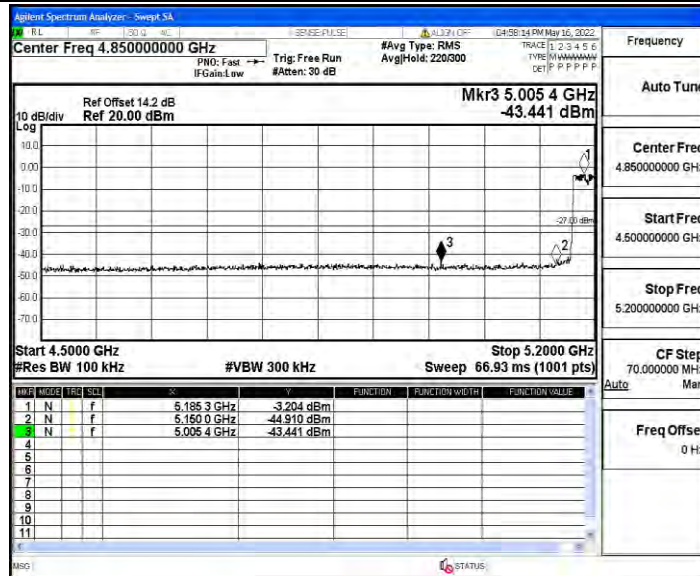
11AC20MIMO\_Ant2\_High\_5240



11AC40MIMO\_Ant1\_Low\_5190

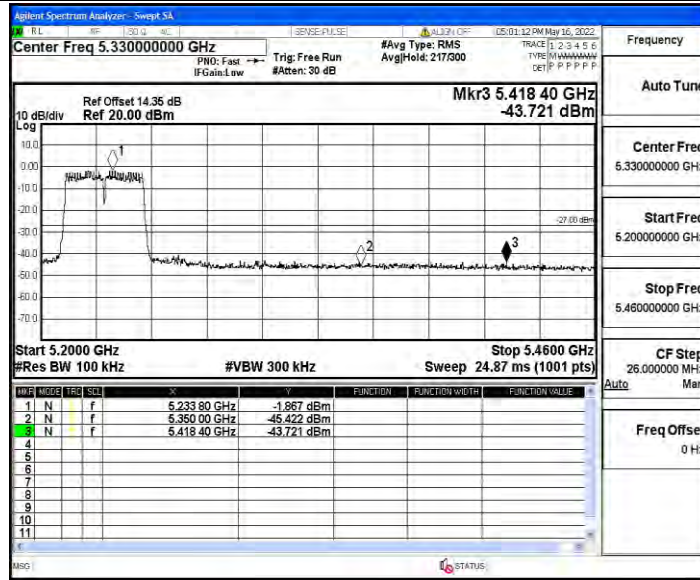


11AC40MIMO\_Ant2\_Low\_5190

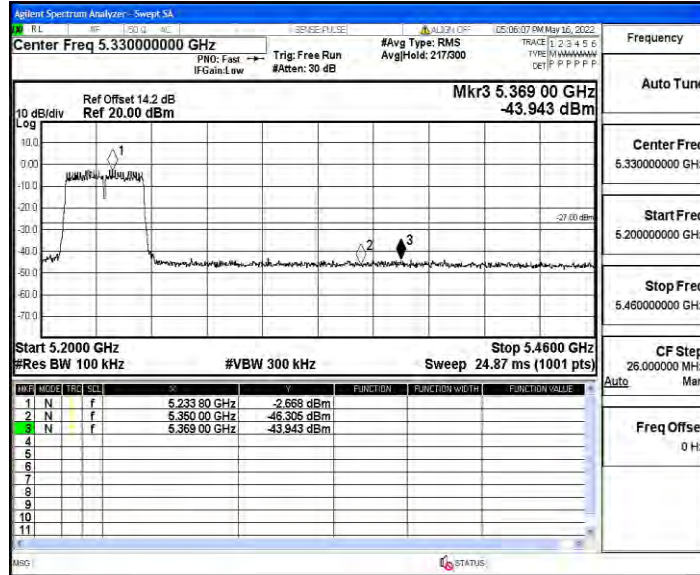


11AC40MIMO\_Ant1\_High\_5230

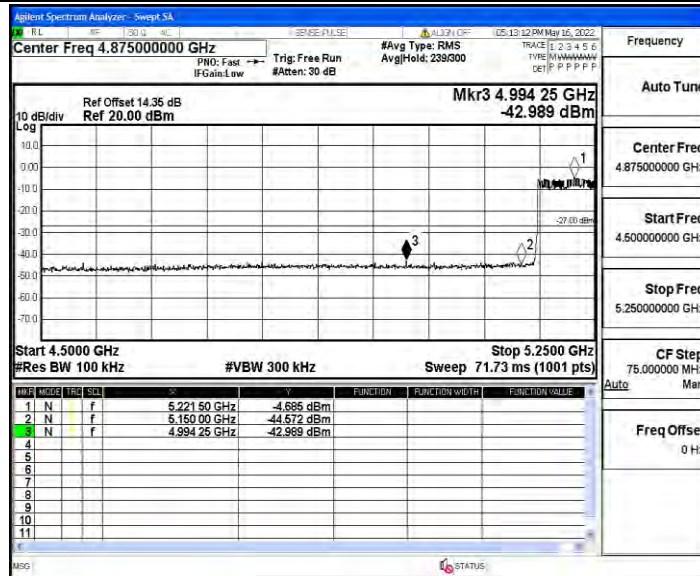




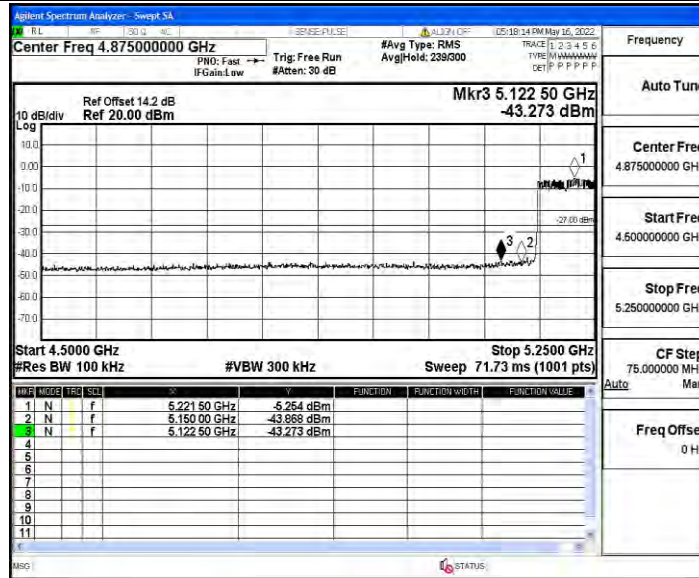
11AC40MIMO\_Ant2\_High\_5230



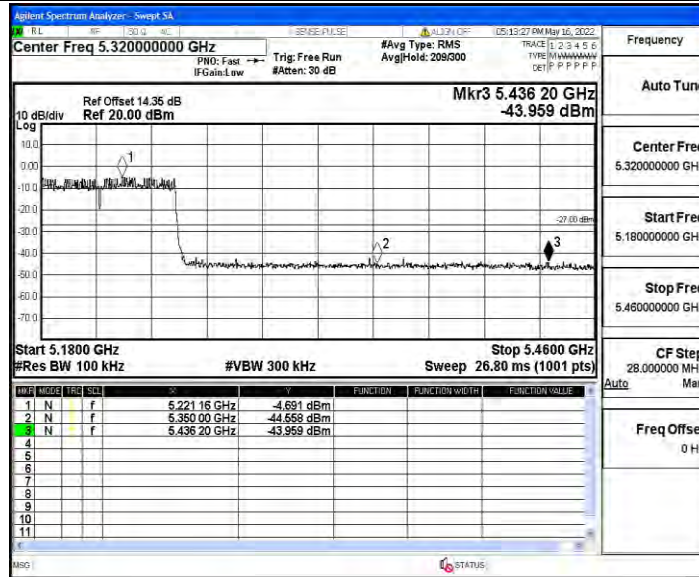
11AC80MIMO\_Ant1\_Low\_5210



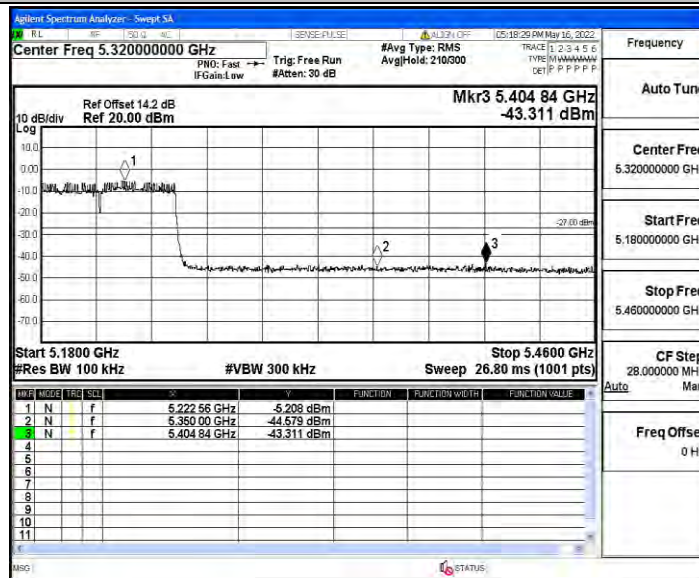
11AC80MIMO\_Ant2\_Low\_5210



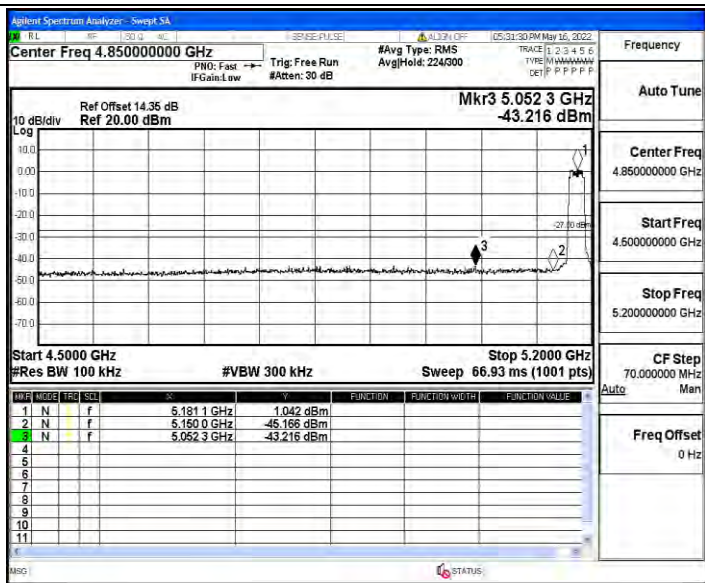
11AC80MIMO\_Ant1\_High\_5210



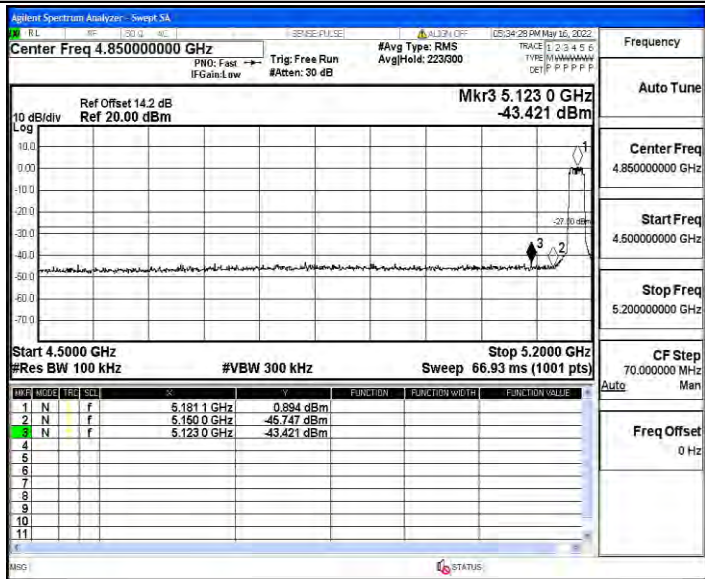
11AC80MIMO\_Ant2\_High\_5210



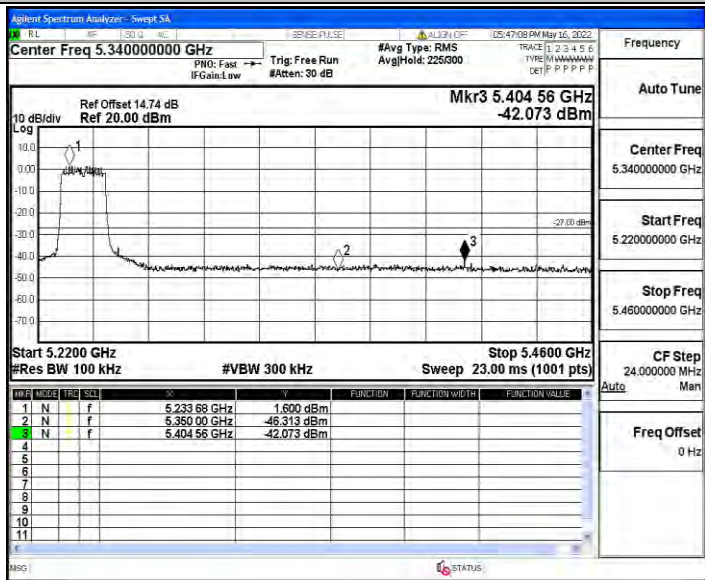
11AX20MIMO\_Ant1\_Low\_5180



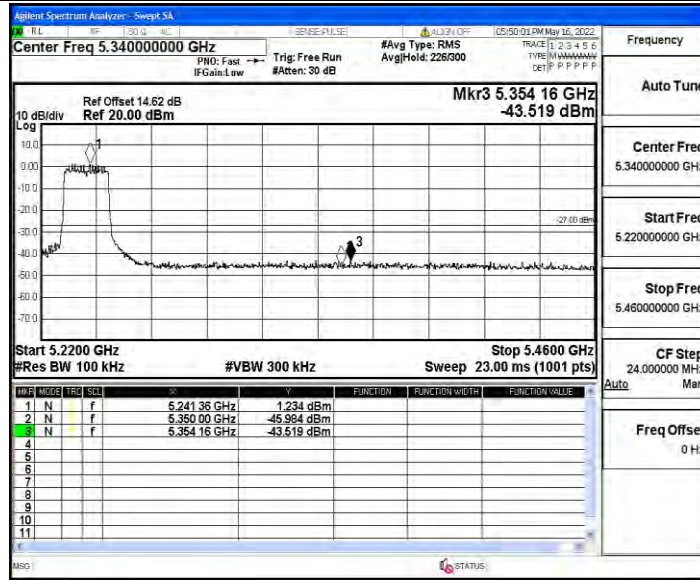
11AX20MIMO\_Ant2\_Low\_5180



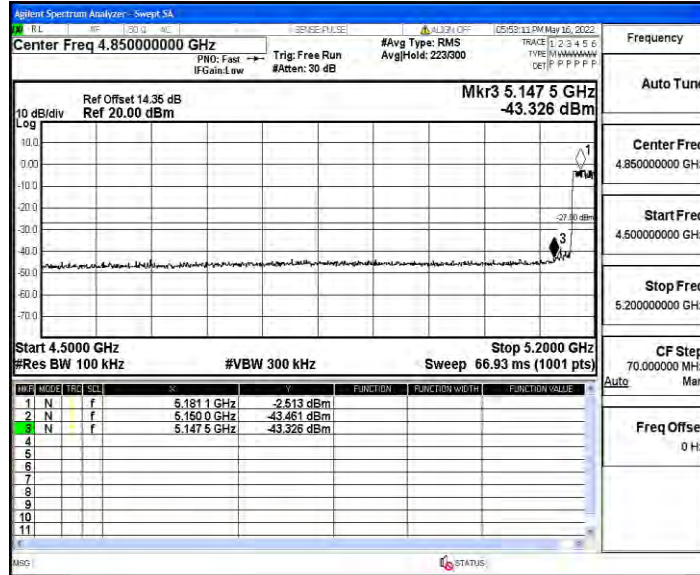
11AX20MIMO\_Ant1\_High\_5240



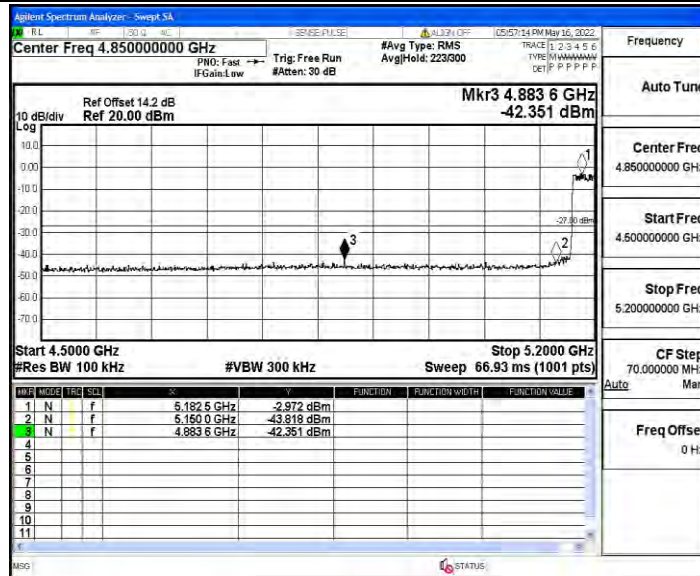
11AX20MIMO\_Ant2\_High\_5240



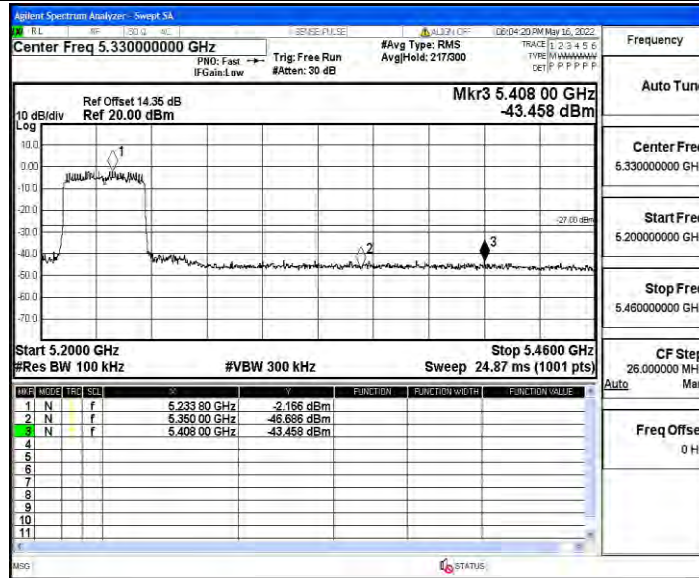
11AX40MIMO\_Ant1\_Low\_5190



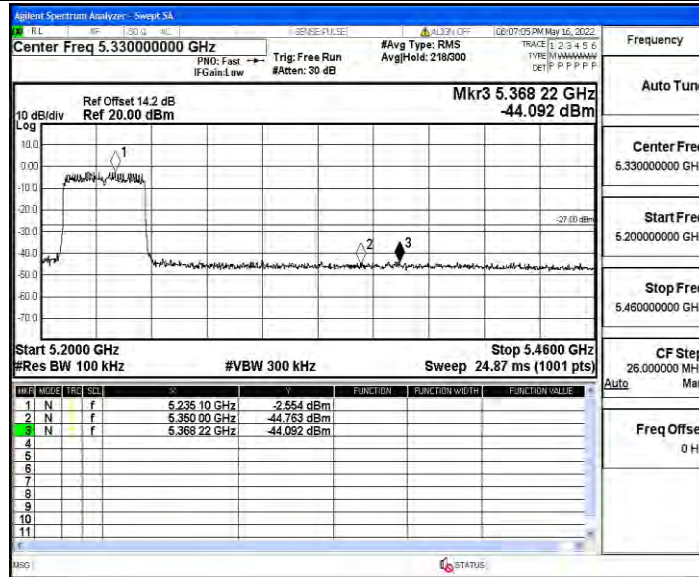
11AX40MIMO\_Ant2\_Low\_5190



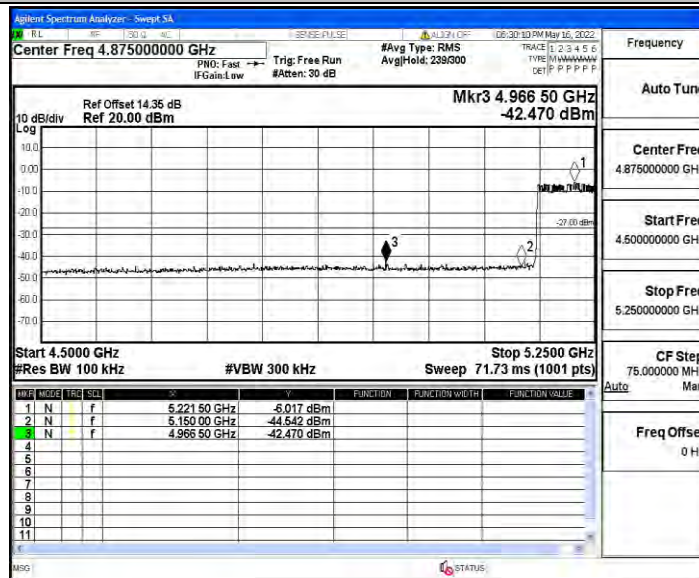
11AX40MIMO\_Ant1\_High\_5230



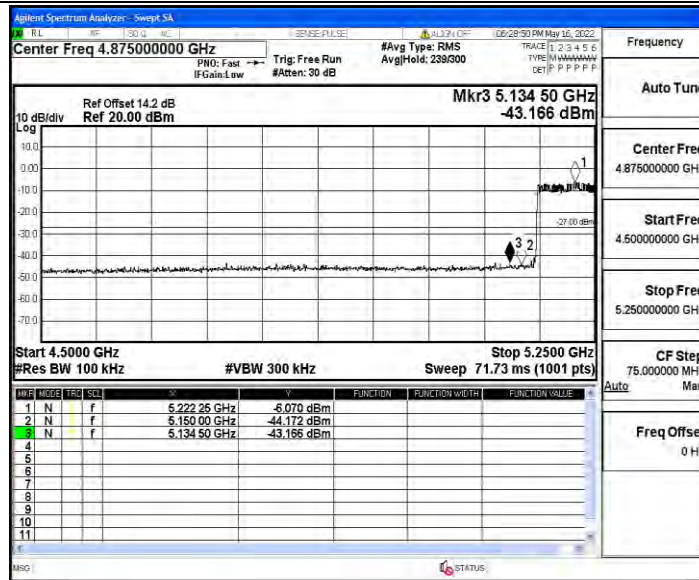
11AX40MIMO\_Ant2\_High\_5230



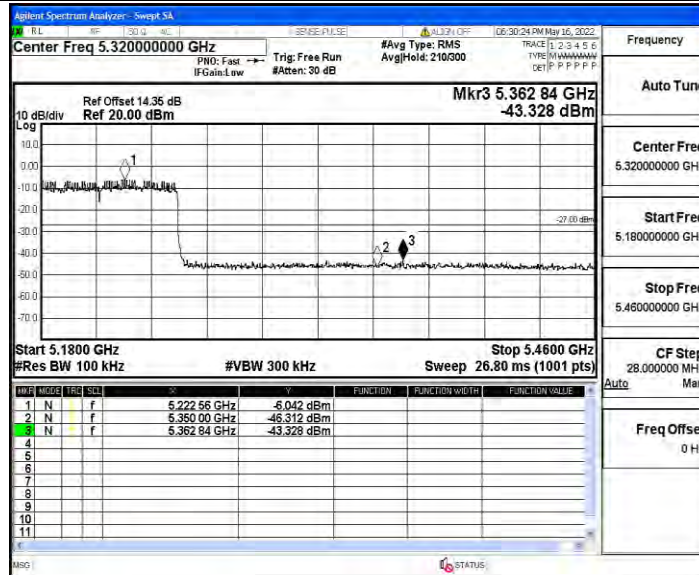
11AX80MIMO\_Ant1\_Low\_5210



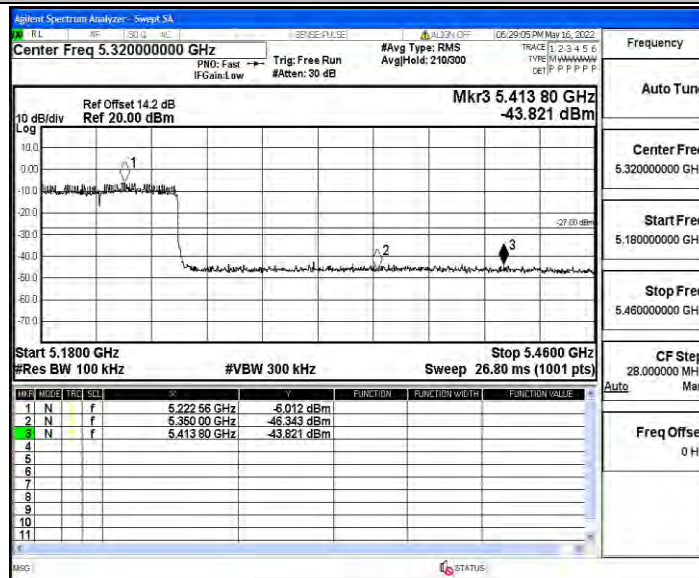
11AX80MIMO\_Ant2\_Low\_5210



11AX80MIMO\_Ant1\_High\_5210



11AX80MIMO\_Ant2\_High\_5210



## Appendix E: Frequency Stability

### Test Result

#### Ant1

Frequency (MHz)	Environment Temperature (Degree)	Voltage (VAC)	Measured Frequency (MHz)	Limit Range (MHz)	Test Results
5180	20	132	5180.005129	5150 – 5250	PASS
5180	20	108	5179.969335	5150 – 5250	PASS
5180	50	120	5180.034933	5150 – 5250	PASS
5180	40	120	5179.961207	5150 – 5250	PASS
5180	30	120	5179.944016	5150 – 5250	PASS
5180	20	120	5179.953366	5150 – 5250	PASS
5180	10	120	5179.926704	5150 – 5250	PASS
5180	0	120	5179.968161	5150 – 5250	PASS
5180	-10	120	5180.093015	5150 – 5250	PASS
5180	-20	120	5179.977630	5150 – 5250	PASS
5180	-30	120	5179.939434	5150 – 5250	PASS

#### Ant2

Frequency (MHz)	Environment Temperature (Degree)	Voltage (VAC)	Measured Frequency (MHz)	Limit Range (MHz)	Test Results
5180	20	132	5179.943117	5150 – 5250	PASS
5180	20	108	5180.089708	5150 – 5250	PASS
5180	50	120	5179.927032	5150 – 5250	PASS
5180	40	120	5180.079981	5150 – 5250	PASS
5180	30	120	5179.955466	5150 – 5250	PASS
5180	20	120	5180.093140	5150 – 5250	PASS
5180	10	120	5180.076612	5150 – 5250	PASS
5180	0	120	5179.939233	5150 – 5250	PASS
5180	-10	120	5180.015180	5150 – 5250	PASS
5180	-20	120	5179.904034	5150 – 5250	PASS
5180	-30	120	5179.974530	5150 – 5250	PASS

**Ant1**

Frequency (MHz)	Environment Temperature (Degree)	Voltage (VAC)	Measured Frequency (MHz)	Limit Range (MHz)	Test Results
5200	20	132	5199.946412	5150 – 5250	PASS
5200	20	108	5200.094176	5150 – 5250	PASS
5200	50	120	5200.039637	5150 – 5250	PASS
5200	40	120	5199.934464	5150 – 5250	PASS
5200	30	120	5200.037124	5150 – 5250	PASS
5200	20	120	5200.046432	5150 – 5250	PASS
5200	10	120	5199.944760	5150 – 5250	PASS
5200	0	120	5199.947695	5150 – 5250	PASS
5200	-10	120	5199.921535	5150 – 5250	PASS
5200	-20	120	5200.068697	5150 – 5250	PASS
5200	-30	120	5200.019136	5150 – 5250	PASS

**Ant2**

Frequency (MHz)	Environment Temperature (Degree)	Voltage (VAC)	Measured Frequency (MHz)	Limit Range (MHz)	Test Results
5200	20	132	5200.015771	5150 – 5250	PASS
5200	20	108	5200.084972	5150 – 5250	PASS
5200	50	120	5199.970996	5150 – 5250	PASS
5200	40	120	5200.057669	5150 – 5250	PASS
5200	30	120	5199.983715	5150 – 5250	PASS
5200	20	120	5200.020240	5150 – 5250	PASS
5200	10	120	5200.055100	5150 – 5250	PASS
5200	0	120	5199.999311	5150 – 5250	PASS
5200	-10	120	5199.942525	5150 – 5250	PASS
5200	-20	120	5200.051667	5150 – 5250	PASS
5200	-30	120	5199.901170	5150 – 5250	PASS



**Ant1**

Frequency (MHz)	Environment Temperature (Degree)	Voltage (VAC)	Measured Frequency (MHz)	Limit Range (MHz)	Test Results
5240	20	132	5240.022422	5150 – 5250	PASS
5240	20	108	5239.979973	5150 – 5250	PASS
5240	50	120	5239.911140	5150 – 5250	PASS
5240	40	120	5240.011221	5150 – 5250	PASS
5240	30	120	5240.076001	5150 – 5250	PASS
5240	20	120	5240.097196	5150 – 5250	PASS
5240	10	120	5239.964981	5150 – 5250	PASS
5240	0	120	5239.934266	5150 – 5250	PASS
5240	-10	120	5239.964559	5150 – 5250	PASS
5240	-20	120	5240.005501	5150 – 5250	PASS
5240	-30	120	5239.949387	5150 – 5250	PASS

**Ant2**

Frequency (MHz)	Environment Temperature (Degree)	Voltage (VAC)	Measured Frequency (MHz)	Limit Range (MHz)	Test Results
5240	20	132	5240.092594	5150 – 5250	PASS
5240	20	108	5240.034917	5150 – 5250	PASS
5240	50	120	5239.995319	5150 – 5250	PASS
5240	40	120	5239.907488	5150 – 5250	PASS
5240	30	120	5240.094972	5150 – 5250	PASS
5240	20	120	5239.992698	5150 – 5250	PASS
5240	10	120	5240.010046	5150 – 5250	PASS
5240	0	120	5239.900120	5150 – 5250	PASS
5240	-10	120	5239.941660	5150 – 5250	PASS
5240	-20	120	5239.973675	5150 – 5250	PASS
5240	-30	120	5240.081840	5150 – 5250	PASS

**Ant1**

Frequency (MHz)	Environment Temperature (Degree)	Voltage (VAC)	Measured Frequency (MHz)	Limit Range (MHz)	Test Results
5190	20	132	5190.087750	5150 – 5250	PASS
5190	20	108	5189.930950	5150 – 5250	PASS
5190	50	120	5189.928768	5150 – 5250	PASS
5190	40	120	5189.971984	5150 – 5250	PASS
5190	30	120	5189.981768	5150 – 5250	PASS
5190	20	120	5190.087799	5150 – 5250	PASS
5190	10	120	5190.093155	5150 – 5250	PASS
5190	0	120	5190.012565	5150 – 5250	PASS
5190	-10	120	5190.021701	5150 – 5250	PASS
5190	-20	120	5189.987662	5150 – 5250	PASS
5190	-30	120	5190.027504	5150 – 5250	PASS

**Ant2**

Frequency (MHz)	Environment Temperature (Degree)	Voltage (VAC)	Measured Frequency (MHz)	Limit Range (MHz)	Test Results
5190	20	132	5190.030027	5150 – 5250	PASS
5190	20	108	5190.061777	5150 – 5250	PASS
5190	50	120	5190.024711	5150 – 5250	PASS
5190	40	120	5190.032731	5150 – 5250	PASS
5190	30	120	5190.095051	5150 – 5250	PASS
5190	20	120	5189.994575	5150 – 5250	PASS
5190	10	120	5190.030037	5150 – 5250	PASS
5190	0	120	5189.953970	5150 – 5250	PASS
5190	-10	120	5190.046604	5150 – 5250	PASS
5190	-20	120	5189.936429	5150 – 5250	PASS
5190	-30	120	5189.912859	5150 – 5250	PASS

**Ant1**

Frequency (MHz)	Environment Temperature (Degree)	Voltage (VAC)	Measured Frequency (MHz)	Limit Range (MHz)	Test Results
5230	20	132	5229.942115	5150 – 5250	PASS
5230	20	108	5229.909968	5150 – 5250	PASS
5230	50	120	5230.079754	5150 – 5250	PASS
5230	40	120	5230.049069	5150 – 5250	PASS
5230	30	120	5230.053682	5150 – 5250	PASS
5230	20	120	5229.996703	5150 – 5250	PASS
5230	10	120	5230.037926	5150 – 5250	PASS
5230	0	120	5230.058278	5150 – 5250	PASS
5230	-10	120	5230.070241	5150 – 5250	PASS
5230	-20	120	5229.960882	5150 – 5250	PASS
5230	-30	120	5229.926624	5150 – 5250	PASS

**Ant2**

Frequency (MHz)	Environment Temperature (Degree)	Voltage (VAC)	Measured Frequency (MHz)	Limit Range (MHz)	Test Results
5230	20	132	5229.962000	5150 – 5250	PASS
5230	20	108	5229.904677	5150 – 5250	PASS
5230	50	120	5229.999759	5150 – 5250	PASS
5230	40	120	5230.062056	5150 – 5250	PASS
5230	30	120	5230.094389	5150 – 5250	PASS
5230	20	120	5229.943975	5150 – 5250	PASS
5230	10	120	5230.009883	5150 – 5250	PASS
5230	0	120	5230.037175	5150 – 5250	PASS
5230	-10	120	5229.925838	5150 – 5250	PASS
5230	-20	120	5230.030330	5150 – 5250	PASS
5230	-30	120	5230.000707	5150 – 5250	PASS

**Ant1**

Frequency (MHz)	Environment Temperature (Degree)	Voltage (VAC)	Measured Frequency (MHz)	Limit Range (MHz)	Test Results
5210	20	132	5210.091640	5150 – 5250	PASS
5210	20	108	5210.043473	5150 – 5250	PASS
5210	50	120	5210.032886	5150 – 5250	PASS
5210	40	120	5210.027515	5150 – 5250	PASS
5210	30	120	5210.042971	5150 – 5250	PASS
5210	20	120	5209.971419	5150 – 5250	PASS
5210	10	120	5210.047780	5150 – 5250	PASS
5210	0	120	5209.997254	5150 – 5250	PASS
5210	-10	120	5209.970826	5150 – 5250	PASS
5210	-20	120	5209.927968	5150 – 5250	PASS
5210	-30	120	5210.061009	5150 – 5250	PASS

**Ant2**

Frequency (MHz)	Environment Temperature (Degree)	Voltage (VAC)	Measured Frequency (MHz)	Limit Range (MHz)	Test Results
5210	20	132	5209.960213	5150 – 5250	PASS
5210	20	108	5210.026727	5150 – 5250	PASS
5210	50	120	5210.017396	5150 – 5250	PASS
5210	40	120	5209.944325	5150 – 5250	PASS
5210	30	120	5210.072901	5150 – 5250	PASS
5210	20	120	5210.099086	5150 – 5250	PASS
5210	10	120	5210.089456	5150 – 5250	PASS
5210	0	120	5209.973485	5150 – 5250	PASS
5210	-10	120	5209.941942	5150 – 5250	PASS
5210	-20	120	5210.041055	5150 – 5250	PASS
5210	-30	120	5210.093554	5150 – 5250	PASS

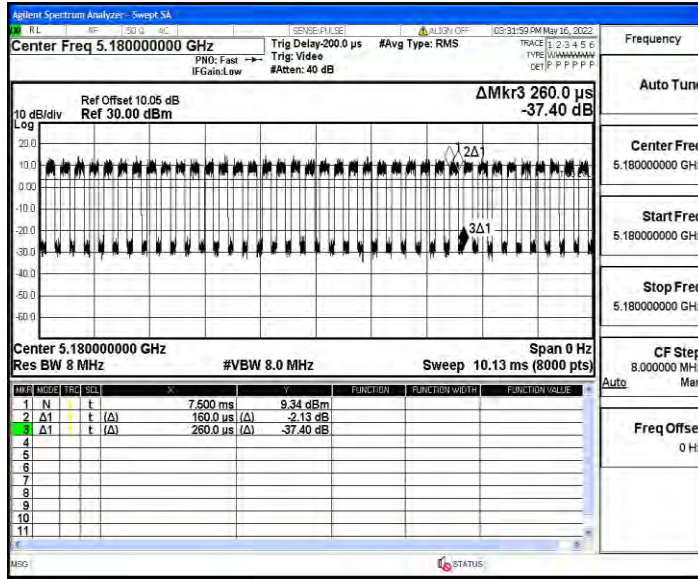
## Appendix F: Duty Cycle

### Test Result

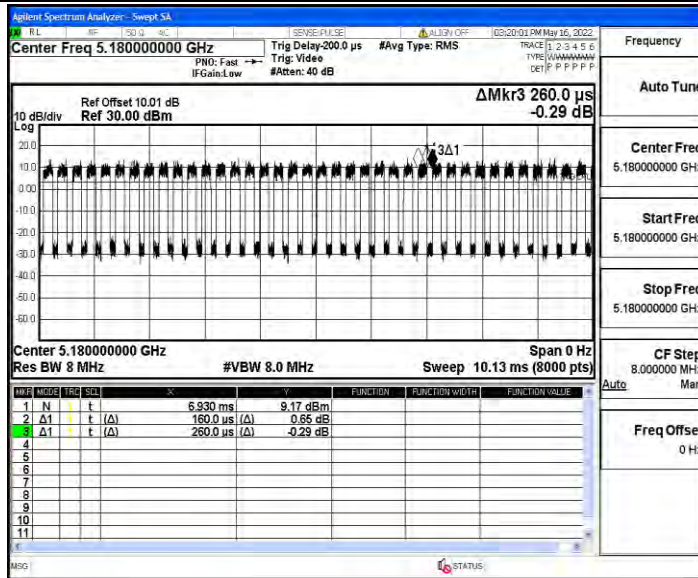
TestMode	Antenna	Channel	Transmission Duration [ms]	Transmission Period [ms]	Duty Cycle [%]	1/T [KHz]
11A	Ant1	5180	0.16	0.26	61.54	6.25
	Ant2	5180	0.16	0.26	61.54	6.25
	Ant1	5200	0.17	0.27	62.96	5.88
	Ant2	5200	0.16	0.26	61.54	6.25
	Ant1	5240	0.16	0.26	61.54	6.25
	Ant2	5240	0.16	0.26	61.54	6.25
11N20MIMO	Ant1	5180	0.16	0.26	61.54	6.25
	Ant2	5180	0.16	0.26	61.54	6.25
	Ant1	5200	0.17	0.27	62.96	5.88
	Ant2	5200	0.16	0.26	61.54	6.25
	Ant1	5240	0.17	0.27	62.96	5.88
	Ant2	5240	0.16	0.26	61.54	6.25
11N40MIMO	Ant1	5190	0.20	0.40	50.00	5.00
	Ant2	5190	0.10	0.20	50.00	10.00
	Ant1	5230	0.10	0.20	50.00	10.00
	Ant2	5230	0.10	0.20	50.00	10.00
11AC20MIMO	Ant1	5180	0.36	0.46	78.26	2.78
	Ant2	5180	0.36	0.46	78.26	2.78
	Ant1	5200	0.36	0.46	78.26	2.78
	Ant2	5200	0.36	0.46	78.26	2.78
	Ant1	5240	0.36	0.46	78.26	2.78
	Ant2	5240	0.36	0.46	78.26	2.78
11AC40MIMO	Ant1	5190	0.18	0.38	47.37	5.56
	Ant2	5190	0.09	0.19	47.37	11.11
	Ant1	5230	0.18	0.37	48.65	5.56
	Ant2	5230	0.09	0.19	47.37	11.11
11AC80MIMO	Ant1	5210	0.32	0.82	39.02	3.13
	Ant2	5210	0.07	0.17	41.18	14.29
11AX20MIMO	Ant1	5180	0.12	0.22	54.55	8.33
	Ant2	5180	0.12	0.22	54.55	8.33
	Ant1	5200	0.12	0.22	54.55	8.33
	Ant2	5200	0.11	0.21	52.38	9.09
	Ant1	5240	0.12	0.22	54.55	8.33
	Ant2	5240	0.12	0.22	54.55	8.33
11AX40MIMO	Ant1	5190	0.08	0.18	44.44	12.50
	Ant2	5190	0.08	0.18	44.44	12.50
	Ant1	5230	0.09	0.19	47.37	11.11
	Ant2	5230	0.09	0.19	47.37	11.11
11AX80MIMO	Ant1	5210	0.08	0.18	44.44	12.50
	Ant2	5210	0.08	0.18	44.44	12.50

### Test Graphs

11A\_Ant1\_5180



11A\_Ant2\_5180



11A\_Ant1\_5200

