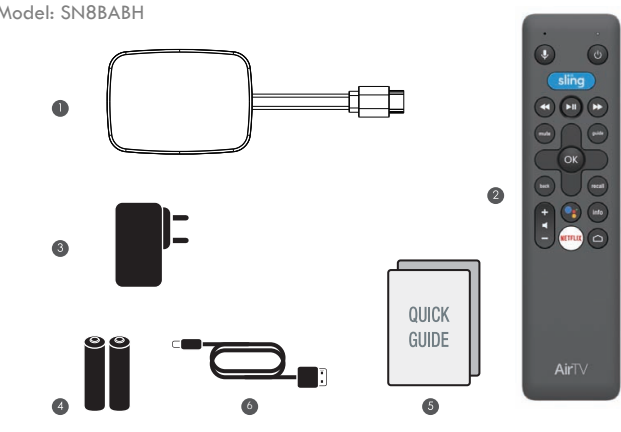
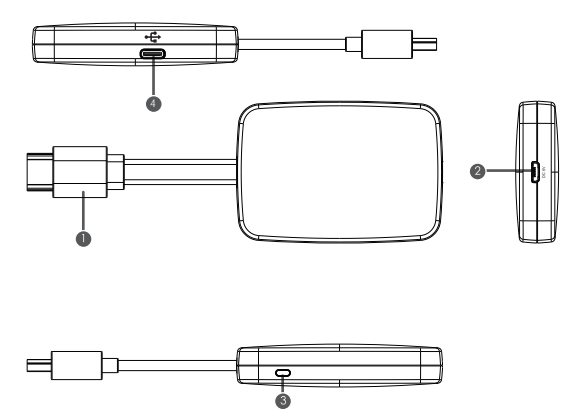
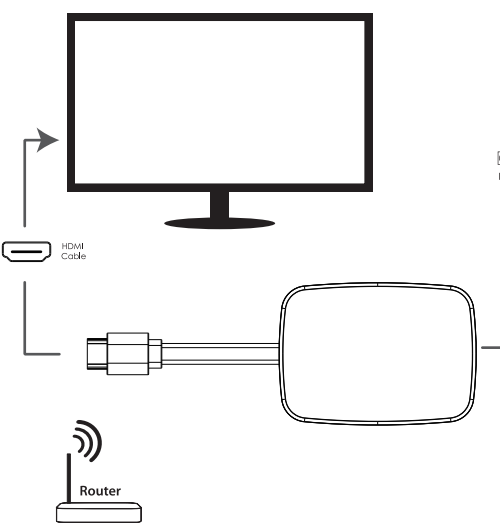


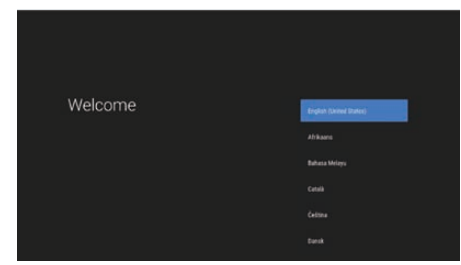
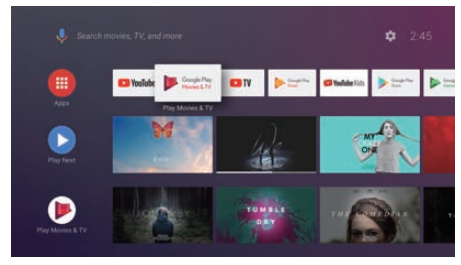


QUICK GUIDE	DEVICE INFORMATION	SETUP DIAGRAM	REMOTE CONTROL	REMOTE CONTROL
<p>Model: SN8BABH</p>  <p>1 HDMI Dongle 2 Remote Control 3 Power Adapter 4 Battery 5 Quick Guide 6 USB Cable</p>	 <p>1 HDMI Output 2 DC Power Input 3 Reset 4 USB</p>		 <p>Get the most out of your Android TV™ with Google Assistant built in: Android TV™ provides a smarter viewing experience. Watch blockbuster movies, stream apps, and enjoy multiplayer games. And with the Google Assistant built in, you can do more faster. Ask it questions, discover the best content, control smart devices around your home—all with just your voice.</p>	 <p>Pairing guide Long press Back+Home button at the same time, until the red light flashes quickly, then release, that means RCU enter the pairing mode. Waiting for few seconds and stop pressing any buttons, until it pop up the message of pairing successfully.</p>

ANDROID TV	ANDROID TV	SPECIFICATION	SAFETY INFORMATION																										
<p>Complete the on-screen setup</p> <p>Follow the on-screen instructions using your remote to navigate through the setup process.</p> 	<p>Android TV™ brings a world of content to your biggest screen. With the Google Assistant built in, you can quickly access entertainment, get answers, and control devices around your home. Find the latest blockbuster, check the score of the big game, or dim the lights. Just say "Hey Google," or press the mic button on your remote to get started.</p> 	<table border="1"> <thead> <tr> <th colspan="2">Hardware</th> </tr> </thead> <tbody> <tr> <td>Chipset</td> <td>Amlogic S905Y2</td> </tr> <tr> <td>RAM</td> <td>2Gb</td> </tr> <tr> <td>Flash</td> <td>eMMC 8GB</td> </tr> <tr> <th colspan="2">Video</th> </tr> <tr> <td>Video Decoding</td> <td>VP9 Profile-2 up to 4Kx2K@60fps H.265 HEVC MP-10@L5.1 up to 4Kx2K@60fps AVS2-P2 Profile up to 4Kx2K@60fps H.264 AVC HP@L5.1 up to 4Kx2K@30fps H.264 MVC up to 1080P@60fps MPEG-4 ASP@L5 up to 1080P@60fps (ISO-14496) WMV/VVC-1 SP/MP/AP up to 1080P@60fps AVS-P16(AVS+) /AVS-P2 Jizhun Profile up to 1080P@60fps MPEG-2 MP@HL up to 1080P@60fps (ISO-13818) MPEG-1 MP@HL up to 1080P@60fps (ISO-11172) RealVideo 8/9/10 up to 1080P@60fps</td> </tr> <tr> <td>Video File Format</td> <td>Support *.mkv, *.wmv, *.mpg, *.mpeg, *.dat, *.avi, *.mov, *.iso, *.mp4, *.rm, *.jpg, *.bmp, *.gif etc...</td> </tr> <tr> <td>Video Output</td> <td>HDMI 2.1, HDCP2.2</td> </tr> <tr> <td>Aspect Ratio</td> <td>Auto, Full screen</td> </tr> <tr> <td>Video Resolution</td> <td>4K, 1080p/i, 720p</td> </tr> <tr> <th colspan="2">Power</th> </tr> <tr> <td>DC Input Range</td> <td>5V/1.0A</td> </tr> <tr> <td>Power Consumption</td> <td>Maximum 5 W</td> </tr> </tbody> </table>	Hardware		Chipset	Amlogic S905Y2	RAM	2Gb	Flash	eMMC 8GB	Video		Video Decoding	VP9 Profile-2 up to 4Kx2K@60fps H.265 HEVC MP-10@L5.1 up to 4Kx2K@60fps AVS2-P2 Profile up to 4Kx2K@60fps H.264 AVC HP@L5.1 up to 4Kx2K@30fps H.264 MVC up to 1080P@60fps MPEG-4 ASP@L5 up to 1080P@60fps (ISO-14496) WMV/VVC-1 SP/MP/AP up to 1080P@60fps AVS-P16(AVS+) /AVS-P2 Jizhun Profile up to 1080P@60fps MPEG-2 MP@HL up to 1080P@60fps (ISO-13818) MPEG-1 MP@HL up to 1080P@60fps (ISO-11172) RealVideo 8/9/10 up to 1080P@60fps	Video File Format	Support *.mkv, *.wmv, *.mpg, *.mpeg, *.dat, *.avi, *.mov, *.iso, *.mp4, *.rm, *.jpg, *.bmp, *.gif etc...	Video Output	HDMI 2.1, HDCP2.2	Aspect Ratio	Auto, Full screen	Video Resolution	4K, 1080p/i, 720p	Power		DC Input Range	5V/1.0A	Power Consumption	Maximum 5 W	<p>SAFETY INFORMATION</p> <div style="border: 1px solid black; padding: 5px; margin-bottom: 10px;"> <p>CAUTION! NOTICE: To prevent fire and electric shock, do not expose this receiver to rain or moisture. In order to avoid any possible risk of electric shock, never attempt to open the unit. In case of the unit breaking down, repair of the unit should be carried out by qualified technicians. No part of this unit should be repaired by users.</p> </div> <p>WARNING!</p> <ul style="list-style-type: none"> Place the receiver in a well-ventilated location to prevent accumulation of internal heat. Protect the receiver from high temperatures, humidity, water and dust. <p>Do not place any objects that might damage your unit near it (e.g. liquid filled objects or candles).</p> <p>Google, Android, Android TV, YouTube and other related marks and logos are trademarks of Google LLC.</p>
Hardware																													
Chipset	Amlogic S905Y2																												
RAM	2Gb																												
Flash	eMMC 8GB																												
Video																													
Video Decoding	VP9 Profile-2 up to 4Kx2K@60fps H.265 HEVC MP-10@L5.1 up to 4Kx2K@60fps AVS2-P2 Profile up to 4Kx2K@60fps H.264 AVC HP@L5.1 up to 4Kx2K@30fps H.264 MVC up to 1080P@60fps MPEG-4 ASP@L5 up to 1080P@60fps (ISO-14496) WMV/VVC-1 SP/MP/AP up to 1080P@60fps AVS-P16(AVS+) /AVS-P2 Jizhun Profile up to 1080P@60fps MPEG-2 MP@HL up to 1080P@60fps (ISO-13818) MPEG-1 MP@HL up to 1080P@60fps (ISO-11172) RealVideo 8/9/10 up to 1080P@60fps																												
Video File Format	Support *.mkv, *.wmv, *.mpg, *.mpeg, *.dat, *.avi, *.mov, *.iso, *.mp4, *.rm, *.jpg, *.bmp, *.gif etc...																												
Video Output	HDMI 2.1, HDCP2.2																												
Aspect Ratio	Auto, Full screen																												
Video Resolution	4K, 1080p/i, 720p																												
Power																													
DC Input Range	5V/1.0A																												
Power Consumption	Maximum 5 W																												

This device complies with Part 15 of the FCC Rules. Operation is subject to the following two conditions: (1) this device may not cause harmful interference, and (2) this device must accept any interference received, including interference that may cause undesired operation.

This equipment has been tested and found to comply with the limits for a Class B digital device, pursuant to Part 15 of the FCC Rules. These limits are designed to provide reasonable protection against harmful interference in a residential installation. This equipment generates, uses and can radiate radio frequency energy and, if not installed and used in accordance with the instructions, may cause harmful interference to radio communications. However, there is no guarantee that interference will not occur in a particular installation. If this equipment does cause harmful interference to radio or television reception, which can be determined by turning the equipment off and on, the user is encouraged to try to correct the interference by one or more of the following measures:

- Reorient or relocate the receiving antenna.
- Increase the separation between the equipment and receiver.
- Connect the equipment into an outlet on a circuit different from that to which the receiver is connected.
- Consult the dealer or an experienced radio/TV technician for help

Changes or modifications to this unit not expressly approved by the party responsible for compliance could void the user's authority to operate the equipment.

This device and its antenna(s) must not be co-located or operation in conjunction with any other antenna or transmitter.

To maintain compliance with FCC's RF Exposure guidelines, This equipment should be installed and operated with minimum distance of 20cm from your body.