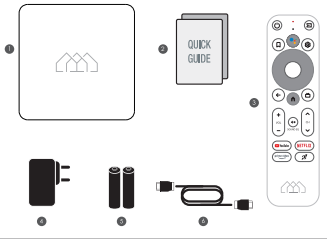
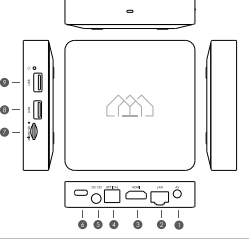
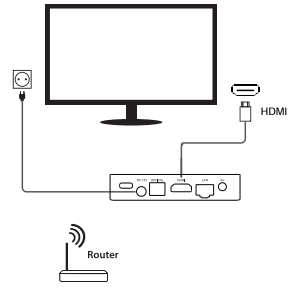

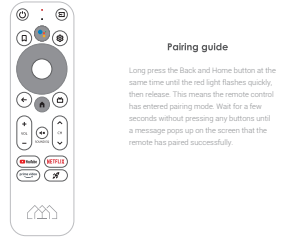
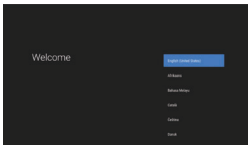
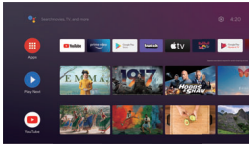



QUICK GUIDE	DEVICE INFORMATION	SETUP DIAGRAM	REMOTE CONTROL	REMOTE CONTROL
 <p> <span>1</span> STB      <span>2</span> Quick Guide      <span>3</span> Remote Control  <span>4</span> Power Adapter      <span>5</span> Battery      <span>6</span> HDMI Cable         </p>	 <p> <span>1</span> AV OUT      <span>2</span> LAN      <span>3</span> HDMI  <span>4</span> OPTICAL      <span>5</span> DC 12V      <span>6</span> USB-C  <span>7</span> Micro SD      <span>8</span> USB 2.0      <span>9</span> USB 2.0         </p>		 <p>Do more on your TV with your voice</p> <p>Search for shows, get recommendations, even control your TV – faster – with your voice. Ask Google for a little help on your big screen.</p> <p>Ok Google</p>	 <p>Pairing guide</p> <p>Long press the Back and Home button at the same time until the red light flashes quickly, then release. This means the remote control has entered pairing mode. Wait for a few seconds without pressing any buttons until a message pops up on the screen that the remote has paired successfully.</p>

此页为封面



SETUP	ANDROID TV	SPECIFICATION	SAFETY INFORMATION	FCC Statement:																										
<p><b>Complete the on-screen setup</b></p> <p>Follow the on-screen instructions using your remote to navigate through the setup process.</p> 	<p>Android TV™ makes it easier to get more from your TV. Choose from 400,000+ movies and shows from across streaming services. Ask Google to control your TV, get recommendations of what to watch, dim the lights, and more with your voice. Cast photos, videos, and music from smart devices to your TV with Chromecast built-in™.</p> 	<table border="1"> <thead> <tr> <th colspan="2">Hardware</th> </tr> </thead> <tbody> <tr> <td>Chipset</td> <td>Amlogic S905Y4</td> </tr> <tr> <td>RAM</td> <td>2GB DDR</td> </tr> <tr> <td>Flash</td> <td>eMMC 8GB</td> </tr> <tr> <th colspan="2">Video</th> </tr> <tr> <td>Video Decoding</td> <td>AV1 MP-10@L5.1 up to 4Kx2K@60fps VP9 Profile 2 up to 4Kx2K@60fps H.265 HEVC MP-10@L5.1 up to 4Kx2K@60fps AVS2 P2 Profile up to 4Kx2K@60fps H.264 AVC HP@L5.1 up to 4Kx2K@30fps H.264 MVC up to 1080P@60fps MPEG-4 ASP@L5.1 up to 1080P@60fps (ISO-14496) WMV/VVC-1 SP/MP/AF up to 1080P@60fps AVS-P16(AVS+) (AVS-P2 2D) up to 1080P@60fps MPEG-2 MP@HL up to 1080P@60fps (ISO-13818) MPEG-1 MP@HL up to 1080P@60fps (ISO-11172) RealVideo 8.7/10 up to 1080P@60fps</td> </tr> <tr> <td>Video File Format</td> <td>Support *.mkv, *.wmv, *.mp4, *.mp3, *.mp3, *.dat, *.avi, *.mov, *.iso, *.mp4, *.m, *.jpg, *.bmp, *.gif etc...</td> </tr> <tr> <td>Video Output</td> <td>HDMI 2.1, HDCP2.2</td> </tr> <tr> <td>Aspect Ratio</td> <td>Auto, Full screen</td> </tr> <tr> <td>Video Resolution</td> <td>480i/p, 576i/p, 720p, 1080i/p and 4Kx2K</td> </tr> <tr> <th colspan="2">Power</th> </tr> <tr> <td>DC Input Range</td> <td>12V 1.5A</td> </tr> <tr> <td>Power Consumption</td> <td>Maximum 18W</td> </tr> </tbody> </table>	Hardware		Chipset	Amlogic S905Y4	RAM	2GB DDR	Flash	eMMC 8GB	Video		Video Decoding	AV1 MP-10@L5.1 up to 4Kx2K@60fps VP9 Profile 2 up to 4Kx2K@60fps H.265 HEVC MP-10@L5.1 up to 4Kx2K@60fps AVS2 P2 Profile up to 4Kx2K@60fps H.264 AVC HP@L5.1 up to 4Kx2K@30fps H.264 MVC up to 1080P@60fps MPEG-4 ASP@L5.1 up to 1080P@60fps (ISO-14496) WMV/VVC-1 SP/MP/AF up to 1080P@60fps AVS-P16(AVS+) (AVS-P2 2D) up to 1080P@60fps MPEG-2 MP@HL up to 1080P@60fps (ISO-13818) MPEG-1 MP@HL up to 1080P@60fps (ISO-11172) RealVideo 8.7/10 up to 1080P@60fps	Video File Format	Support *.mkv, *.wmv, *.mp4, *.mp3, *.mp3, *.dat, *.avi, *.mov, *.iso, *.mp4, *.m, *.jpg, *.bmp, *.gif etc...	Video Output	HDMI 2.1, HDCP2.2	Aspect Ratio	Auto, Full screen	Video Resolution	480i/p, 576i/p, 720p, 1080i/p and 4Kx2K	Power		DC Input Range	12V 1.5A	Power Consumption	Maximum 18W	<p><b>CAUTION!</b></p> <p><b>NOTICE:</b> To prevent fire and electric shock, do not expose this device to rain or moisture. In order to avoid any possible risk of electric shock, never attempt to open the unit. In case of the unit breaking down, repair of the unit should be carried out by qualified technicians. No part of this unit should be repaired by users.</p> <p><b>WARNING!</b></p> <ul style="list-style-type: none"> <li>Place the device in a well-ventilated location to prevent accumulation of internal heat.</li> <li>Protect the device from high temperatures, humidity, water and dust.</li> <li>Do not place any objects that might damage your unit near it (e.g. liquid filled objects or candles).</li> </ul> <p>Google, Google Play, Android TV, Chromecast built-in and other marks are trademarks of Google LLC.</p> <p>Google Assistant is not available in certain languages and countries.</p> 	<p><b>FCC Statement:</b></p> <p>This device complies with part 15 of the FCC Rules. Operation is subject to the following two conditions: (1) This device may not cause harmful interference, and (2) this device must accept any interference received, including interference that may cause undesired operation.</p> <p>This equipment has been tested and found to comply with the limits for a Class B digital device, Pursuant to part 15 of the FCC Rules. These limits are designed to provide reasonable protection against harmful interference in a residential installation. This equipment generates, uses and can radiate radio frequency energy and, if not installed and used in accordance with the instructions, may cause harmful interference to radio communications. However, there is no guarantee that interference will not occur in a particular installation. If this equipment does cause harmful interference to radio or television reception, which can be determined by turning the equipment off and on, the user is encouraged to try to correct the interference by one or more of the following measures:</p> <ul style="list-style-type: none"> <li>Reorient or relocate the receiving antenna.</li> <li>Increase the separation between the equipment and receiver.</li> <li>Connect the equipment into an outlet on a circuit different from that to which the receiver is connected.</li> <li>Consult the dealer or an experienced radio/TV technician for help.</li> </ul> <p>Caution: Any changes or modifications to this device not explicitly approved by manufacturer could void your authority to operate this equipment.</p> <p>This equipment complies with FCC radiation exposure limits set forth for an uncontrolled environment. This equipment should be installed and operated with minimum distance 20cm between the radiator and your body.</p>
Hardware																														
Chipset	Amlogic S905Y4																													
RAM	2GB DDR																													
Flash	eMMC 8GB																													
Video																														
Video Decoding	AV1 MP-10@L5.1 up to 4Kx2K@60fps VP9 Profile 2 up to 4Kx2K@60fps H.265 HEVC MP-10@L5.1 up to 4Kx2K@60fps AVS2 P2 Profile up to 4Kx2K@60fps H.264 AVC HP@L5.1 up to 4Kx2K@30fps H.264 MVC up to 1080P@60fps MPEG-4 ASP@L5.1 up to 1080P@60fps (ISO-14496) WMV/VVC-1 SP/MP/AF up to 1080P@60fps AVS-P16(AVS+) (AVS-P2 2D) up to 1080P@60fps MPEG-2 MP@HL up to 1080P@60fps (ISO-13818) MPEG-1 MP@HL up to 1080P@60fps (ISO-11172) RealVideo 8.7/10 up to 1080P@60fps																													
Video File Format	Support *.mkv, *.wmv, *.mp4, *.mp3, *.mp3, *.dat, *.avi, *.mov, *.iso, *.mp4, *.m, *.jpg, *.bmp, *.gif etc...																													
Video Output	HDMI 2.1, HDCP2.2																													
Aspect Ratio	Auto, Full screen																													
Video Resolution	480i/p, 576i/p, 720p, 1080i/p and 4Kx2K																													
Power																														
DC Input Range	12V 1.5A																													
Power Consumption	Maximum 18W																													