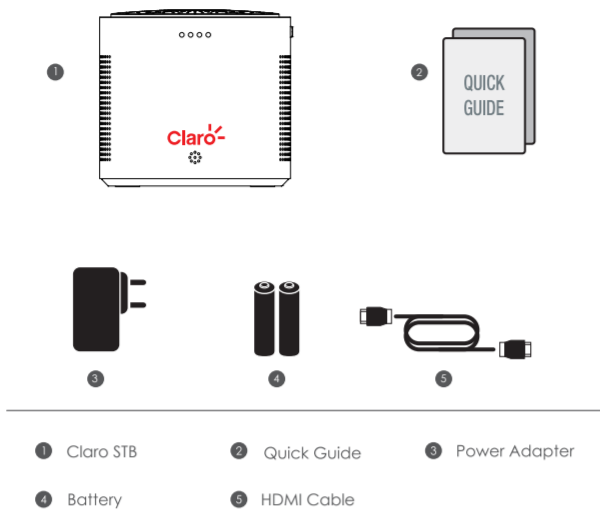
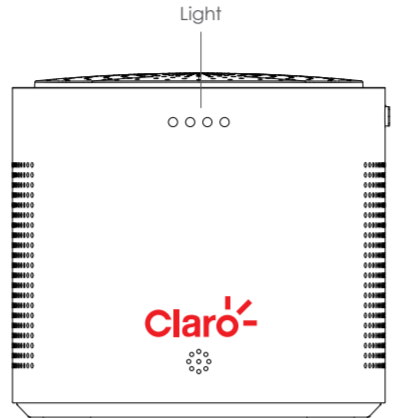
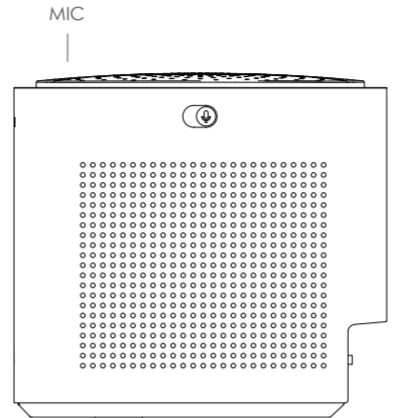
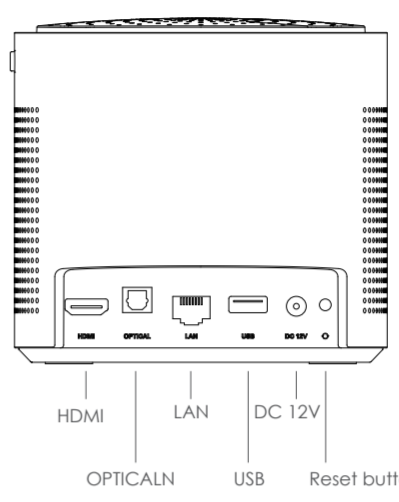
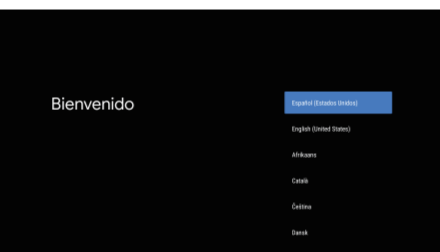




QUICK GUIDE	DEVICE INFORMATION	DEVICE INFORMATION	DEVICE INFORMATION
 <p>1 Claro STB 2 Quick Guide 3 Power Adapter 4 Battery 5 HDMI Cable</p>	 <p>Light</p>	 <p>MIC</p>	 <p>HDMI OPTICALN LAN USB DC 12V Reset button</p>

Android TV™	Android TV™	SPECIFICATION	SAFETY INFORMATION																										
<p>Complete the on-screen setup</p> <p>Follow the on-screen instructions using your remote to navigate through the setup process.</p> 	<p>Bring your entertainment together in one place to easily jump from live TV and on-demand to the top streaming apps, or cast your favorites from your smartphone to your TV. And do it using voice search – search for shows, control your TV, and more.</p> 	<table border="1"> <thead> <tr> <th colspan="2">Hardware</th> </tr> </thead> <tbody> <tr> <td>Chipset</td> <td>Quad Core ARM A55 24,000 DMIPS</td> </tr> <tr> <td>RAM</td> <td>2GB</td> </tr> <tr> <td>Flash</td> <td>eMMC 16GB</td> </tr> <tr> <th colspan="2">Video</th> </tr> <tr> <td>Video Decoding</td> <td>AV1 MP-10@L5.1 up to 4Kx2K@60fps VP9 Profile-2 up to 4Kx2K@60fps H.265 HEVC MP-10@L5.1 up to 4Kx2K@60fps AVS2-P2 Profile up to 4Kx2K@60fps H.264 AVC HP@L5.1 up to 4Kx2K@30fps H.264 MVC up to 1080P@60fps MPEG-4 ASP@L5 up to 1080P@60fps (ISO-14496) WMV/VVC-1 SP/MP/AP up to 1080P@60fps AVS-P16(AVS+) /AVS-P2 Jizhun Profile up to 1080P@60fps MPEG-2 MP/HL up to 1080P@60fps (ISO-13818) MPEG-1 MP/HL up to 1080P@60fps (ISO-11172) RealVideo 8/9/10 up to 1080P@60fps</td> </tr> <tr> <td>Video File Format</td> <td>Support *.mkv, *.wmv, *.mpg, *.mpeg, *.dat, *.avi, *.mov, *.iso, *.mp4, *.rm, *.jpg, *.bmp, *.gif etc...</td> </tr> <tr> <td>Video Output</td> <td>HDMI 2.1 , HDCP2.2</td> </tr> <tr> <td>Aspect Ratio</td> <td>Auto, Full screen</td> </tr> <tr> <td>Video Resolution</td> <td>480i/p, 576i/p, 720p, 1080i/p and 4Kx2K</td> </tr> <tr> <th colspan="2">Power</th> </tr> <tr> <td>DC Input Range</td> <td>12V 1A</td> </tr> <tr> <td>Power Consumption</td> <td>Maximum 12 W</td> </tr> </tbody> </table>	Hardware		Chipset	Quad Core ARM A55 24,000 DMIPS	RAM	2GB	Flash	eMMC 16GB	Video		Video Decoding	AV1 MP-10@L5.1 up to 4Kx2K@60fps VP9 Profile-2 up to 4Kx2K@60fps H.265 HEVC MP-10@L5.1 up to 4Kx2K@60fps AVS2-P2 Profile up to 4Kx2K@60fps H.264 AVC HP@L5.1 up to 4Kx2K@30fps H.264 MVC up to 1080P@60fps MPEG-4 ASP@L5 up to 1080P@60fps (ISO-14496) WMV/VVC-1 SP/MP/AP up to 1080P@60fps AVS-P16(AVS+) /AVS-P2 Jizhun Profile up to 1080P@60fps MPEG-2 MP/HL up to 1080P@60fps (ISO-13818) MPEG-1 MP/HL up to 1080P@60fps (ISO-11172) RealVideo 8/9/10 up to 1080P@60fps	Video File Format	Support *.mkv, *.wmv, *.mpg, *.mpeg, *.dat, *.avi, *.mov, *.iso, *.mp4, *.rm, *.jpg, *.bmp, *.gif etc...	Video Output	HDMI 2.1 , HDCP2.2	Aspect Ratio	Auto, Full screen	Video Resolution	480i/p, 576i/p, 720p, 1080i/p and 4Kx2K	Power		DC Input Range	12V 1A	Power Consumption	Maximum 12 W	<p>CAUTION!</p> <p>NOTICE: To prevent fire and electric shock, do not expose this device to rain or moisture. In order to avoid any possible risk of electric shock, never attempt to open the unit. In case of the unit breaking down, repair of the unit should be carried out by qualified technicians. No part of this unit should be repaired by users.</p> <p>WARNING!</p> <ul style="list-style-type: none"> Protect the device from high temperatures, humidity, water and dust. Do not place any objects that might damage your unit near it (e.g. liquid filled objects or candles). <p>Google, Google Play, YouTube, Android TV and other marks are trademarks of Google LLC.</p> <p>Google Assistant is not available in certain languages and countries.</p> <p>Access and Availability to this applications subject to terms and conditions.</p> <p>Third party applications may require monthly subscription.</p> 
Hardware																													
Chipset	Quad Core ARM A55 24,000 DMIPS																												
RAM	2GB																												
Flash	eMMC 16GB																												
Video																													
Video Decoding	AV1 MP-10@L5.1 up to 4Kx2K@60fps VP9 Profile-2 up to 4Kx2K@60fps H.265 HEVC MP-10@L5.1 up to 4Kx2K@60fps AVS2-P2 Profile up to 4Kx2K@60fps H.264 AVC HP@L5.1 up to 4Kx2K@30fps H.264 MVC up to 1080P@60fps MPEG-4 ASP@L5 up to 1080P@60fps (ISO-14496) WMV/VVC-1 SP/MP/AP up to 1080P@60fps AVS-P16(AVS+) /AVS-P2 Jizhun Profile up to 1080P@60fps MPEG-2 MP/HL up to 1080P@60fps (ISO-13818) MPEG-1 MP/HL up to 1080P@60fps (ISO-11172) RealVideo 8/9/10 up to 1080P@60fps																												
Video File Format	Support *.mkv, *.wmv, *.mpg, *.mpeg, *.dat, *.avi, *.mov, *.iso, *.mp4, *.rm, *.jpg, *.bmp, *.gif etc...																												
Video Output	HDMI 2.1 , HDCP2.2																												
Aspect Ratio	Auto, Full screen																												
Video Resolution	480i/p, 576i/p, 720p, 1080i/p and 4Kx2K																												
Power																													
DC Input Range	12V 1A																												
Power Consumption	Maximum 12 W																												

This device complies with Part 15 of the FCC Rules. Operation is subject to the following two conditions: (1) this device may not cause harmful interference, and (2) this device must accept

any interference received, including interference that may cause undesired operation. Changes or modifications to this unit not expressly approved by the party responsible for compliance could void the user's authority to operate the equipment.

NOTE: This equipment has been tested and found to comply with the limits for a Class B digital device, pursuant to Part 15 of the FCC Rules. These limits are designed to provide reasonable protection against harmful interference in a residential installation. This equipment generates, uses and can radiate radio frequency energy and, if not installed and used in accordance with the instructions, may cause harmful interference to radio communications. However, there is no guarantee that interference will not occur in a particular installation. If this equipment does cause harmful interference to radio or television reception, which can be determined by turning the equipment off and on, the user is encouraged to try to correct the interference by one or more of the following measures:

- Reorient or relocate the receiving antenna.
- Increase the separation between the equipment and receiver.
- Connect the equipment into an outlet on a circuit different from that to which the receiver is connected.
- Consult the dealer or an experienced radio/TV technician for help.

This device and its antenna(s) must not be co-located or operation in conjunction with any other antenna or transmitter.

Radiation Exposure Statement
To maintain compliance with FCC's RF Exposure guidelines, This equipment should be installed and operated with minimum distance of 20cm from your body.