

## Package •


### Contents



Bluetooth Wireless Earbuds



Ear Tips x 2



USB  
Charging Cable

## Safety •

### Instructions

- Keep the unit away from heat sources, direct sunlight, humidity, water and any other liquids.
- Do not operate the unit if it has been exposed to water, moisture or any other liquids to prevent against electric shock, explosion and/or injury to yourself and damage to the unit.
- Do not use the unit if it has been dropped or damaged in any way.
- Repairs to electrical equipment should only be performed by a qualified electrician. Improper repairs may place the user at serious risk.
- Do not use the unit with wet hands.
- Do not put objects into any of the openings.
- Keep the unit free from dust, lint etc.
- Do not use this unit for anything other than its intended use.
- Keep the unit out of reach of children.
- This product is not a toy.
- Long or repeated exposure to sound at high volume levels can cause hearing loss.

## Care & •

### Maintenance

Read the following recommendations before using the Bluetooth Earbuds.

- Do not expose the Bluetooth Earbuds to liquid, moisture or humidity to avoid the product's internal circuit being affected.
- Do not use abrasive cleaning solvents to clean the device.
- Do not expose the device to extremely high or low temperature as this will shorten the life of electronic devices, destroy the battery or distort certain plastic parts.
- Do not dispose of the device in a fire as it will result in an explosion.
- Do not expose the device to contact with sharp objects as this will cause scratches and damage.
- Do not let the device fall on the floor. The internal circuit might get damaged.
- Do not attempt to disassemble the device as it may get damaged if you are not professional.

## FCC •

### Instructions

**Caution:** Changes or modifications not expressly approved by the party responsible for compliance could void the user's authority to operate the product

**NOTE:** This product has been tested and found to comply with the limits for a Class B digital device, pursuant to Part 15 of the FCC Rules. These limits are designed to provide reasonable protection against harmful interference in a residential installation. This product generates, uses and can radiate radio frequency energy and, if not installed and used in accordance with the instructions, may cause harmful interference to radio communications. However, there is no guarantee that interference will not occur in a particular installation. If the product does cause harmful interference to radio or television reception, which can be determined by turning the equipment off and on, the user is encouraged to try to correct the interference by one or more of the following measures:

- Reorient or relocate the receiving antenna.
- Increase the separation between the product and receiver.
- Connect the product into an outlet on a circuit different from that to which the receiver is connected.
- Consult the dealer or an experienced radio/TV technician for help.

This device complies with part 15 of the FCC Rules. Operation is subject to the following two conditions: (1) This device may not cause harmful interference, and (2) this device must accept any interference received, including interference that may cause undesired operation.

**RF warning statement:**

The device has been evaluated to meet general RF exposure requirement. The device can be used in portable exposure condition without restriction.

## Controls

Description



- 1 Earphones
- 2 Built-In Microphone
- 3 Charging port (side)
- 4 Volume Decrease (-) / Previous Track
- 5 MF (Multi-Function) / Phone button
- 6 Volume Increase (+) / Next Track
- 7 LED Light Indicator

### Product Specifications:

Bluetooth specification: Bluetooth 5.0  
Operating distance: 33 Feet  
Working time: Up to 3 hours (moderate volume)  
Charging input voltage: DC 5V  
Charging time: < 2 hours  
Built-In Battery: 55mAh

(Note: Battery life & charging time may vary based on usage & types of devices used.)

5

## Instruction For Use

LED Information



Connect the USB charging cable to the charging port of the device. The Red LED light turns on while the device is charging. When the battery is fully charged, the LED light will turn blue.



### ON / OFF Device

Long press the MF button to turn ON / OFF the device.


6

## Instruction For Use


Pairing



After Turning On the Device  
Wait for Red and Blue Flashing Light



Search WIRELESS  
in your Bluetooth Settings



Bluetooth Device  
Connected

7

## Instruction For Use

Listening to Music

Once the Earbuds are paired with your device you can stream music wirelessly through the Bluetooth Earbuds. Should you encounter any problems while streaming please refer your device's user manual for further information

### Control Functions

<b>🔊 Increase Volume</b> Long press the + button will increase the volume
<b>🔊 Decrease Volume</b> Long press the - button will decrease the volume
<b>⏸ Pause</b> Short press on the MF button will pause the music
<b>▶ Play</b> Short press on the MF button will restart the music
<b>◀ Previous track</b> A short press each time on the - button will return you to the previous track
<b>▶ Next track</b> A short press each time on the + button will take you to the next track

Note: An indication tone will alert you when the volume is adjusted to maximum level.

### Call Functions

<b>📞 Answer a call</b> Press the Phone button once to answer an incoming call
<b>📞 Reject a call</b> Long press the Phone button
<b>📞 End a call</b> After your phone conversation, short press the Phone button.
<b>📞 Redial last number</b> Short press the Phone button two times

8

## Warranty •

**WARRANTY COVERAGE:** This product is warranted against defective materials or workmanship. This warranty is void if the product has been damaged by accident, in shipment, unreasonable use, misuse, neglect, improper service, commercial use, repairs by unauthorized personnel or other causes not arising out of defects in materials or workmanship. This warranty doesn't cover the following which may be supplied with this product, including but not limited to; LCD Screens, glass parts, lenses, bulbs etc. This warranty is effective only if the product is purchased and operated in USA and Canada, and does not extend to any units which have been used in violation of written instructions furnished by manufacturer or to units which have been altered or modified or, to damaged products or parts thereof which have had the serial number removed, altered, defaced or rendered illegible.

**WARRANTY DISCLAIMERS:** This warranty is in lieu of all warranties expressed or implied and no representative or person is authorized to assume for manufacturer any other liability in connection with the sale of our products. There shall be no claims for defects or failure under any theory of tort, contractor commercial law including but not limited to, negligence, gross negligence, strict liability, breach of warranty and breach of contract. Under no circumstances will Manufacturer's/ Distributor's maximum liability exceed the retail value of the product.

**WARRANTY PERFORMANCE:** During the above 90 day warranty period, a product with a defect will be either repaired or replaced with a reconditioned comparable model (at manufacturer's option). The repaired or replacement product will be in warranty for the balance of the 90 day warranty period and an additional one-month period. No charge will be applicable for such repair or replacement.

**SERVICE AND REPAIR:** If service is required for this product, you should first contact Midwest Trading Group Customer Service at [info@mtradinggroup.com](mailto:info@mtradinggroup.com) or by calling **1 (866) 815-4714**, Monday to Friday 10am to 6pm EST.

**NOTE:** Manufacturer cannot assume responsibility for loss or damage during incoming shipment. As a precautionary measure, carefully package the product for shipment, and insure it with the carrier. Be sure to enclose the following details with the product: your full name, return address and daytime phone number, a note describing the problem you experienced, a copy of your sales receipt or other proof of purchase to determine warranty status. C.O.D. shipments cannot be accepted.

The logo for 'The Voice' is displayed in a stylized, white, outlined font. The word 'The' is smaller and positioned above the 'V' in 'Voice'. The background is dark red with diagonal light streaks.

™ and © ITV Studios Netherlands Content BV.

Licensed by ITV Studios.