

ISED CABid: ES1909

Test Report No:

Lab. Company Number: 4621A

72691RRF.006

## Partial Test Report

### USA FCC Part 15.247, 15.209

### CANADA RSS-247, RSS-Gen

(*) Identification of item tested	Automotive Infotainment System
(*) Trademark	Mercedes-Benz
(*) Model and /or type reference	NTG7Q PREMIUMPLUS LF2
Other identification of the product	FCC ID: 2AOUZNTG7QPRPLF2 IC: 23650-NTG7QPRPLF2
(*) Features	FM/AM/DAB/DVBT, USB, Bluetooth, WLAN, GNSS HW version: D15 SW version: E444.204
Applicant	CONTINENTAL AUTOMOTIVE TECHNOLOGIES GMBH VDO-Strasse 1, 64832 Babenhausen, Germany
Test method requested, standard	USA FCC Part 15.247 (10-1-21 Edition): Operation within the bands 902 - 928 MHz, 2400 -2483.5 MHz, and 5725 - 5850 MHz. USA FCC Part 15.209 (10-1-21 Edition): Radiated emission limits; general requirements. CANADA RSS-247 Issue 2 (February 2017). CANADA RSS-Gen Issue 5 amendment 2 (February 2021). Guidance for Performing Compliance Measurements on Digital Transmission System, Frequency Hopping Spread Spectrum System, and Hybrid Systems Devices Operating Under Section 15.247 of the FCC Rules. 558074 D01 Meas Guidance v05r02 dated April 2, 2019. ANSI C63.10-2013: American National Standard for Testing Unlicensed Wireless Devices.
Approved by (name / position & signature)	José Manuel Gómez Galván EMC Consumer & RF Lab. Manager
Date of issue	2023-08-03
Report template No	FDT08_24 (* "Data provided by the client")

## Index

---

INDEX .....	2
ACRONYMS .....	3
COMPETENCES AND GUARANTEES .....	3
GENERAL CONDITIONS .....	3
UNCERTAINTY .....	4
DATA PROVIDED BY THE CLIENT .....	4
USAGE OF SAMPLES .....	4
TEST SAMPLE DESCRIPTION .....	5
IDENTIFICATION OF THE CLIENT .....	6
TESTING PERIOD AND PLACE .....	6
DOCUMENT HISTORY .....	6
ENVIRONMENTAL CONDITIONS .....	6
REMARKS AND COMMENTS .....	7
TESTING VERDICTS .....	8
SUMMARY .....	9
<b>APPENDIX A: TEST RESULTS. 802.11 B/G/N 20 MHZ 1X1</b> .....	10
INDEX .....	11
TEST CONDITIONS .....	12
TEST CASES DETAILS .....	15
FCC 47 CFR PART 15.247 / RSS-247 .....	15
RSS-247 5.5 / FCC 15.247 (d) [RSE] Emission limitations radiated (Transmitter) .....	15

## Acronyms

Acronym ID	Acronym Description
Detector	Detector used
Equipment	Equipment Type
Freq	Frequency
Freq Rng	Frequency Range
MP	Measurement Point
Mod	Modulation
Mode	Mode
Pol	Polarization
Port	Active Port
Unwanted Freq	Unwanted Emissions Frequency
Unwanted Lvl	Unwanted Emissions Level

## Competences and guarantees

DEKRA Testing and Certification S.A.U. is a testing laboratory accredited by the National Accreditation Body (ENAC -Entidad Nacional de Acreditación), to perform the tests indicated in the Certificate No. 51/LE 147.

DEKRA Testing and Certification S.A.U. is an FCC-recognized accredited testing laboratory with appropriate scope of accreditation that covers the performed tests in this report.

DEKRA Testing and Certification S.A.U. is an ISED-recognized accredited testing laboratory, CABid: ES1909, Company Number: 4621A, with the appropriate scope of accreditation that covers the performed tests in this report.

In order to assure the traceability to other national and international laboratories, DEKRA Testing and Certification S.A.U. has a calibration and maintenance program for its measurement equipment.

DEKRA Testing and Certification S.A.U. guarantees the reliability of the data presented in this report, which is the result of the measurements and the tests performed to the item under test on the date and under the conditions stated on the report and, it is based on the knowledge and technical facilities available at DEKRA Testing and Certification S.A.U. at the time of performance of the test.

DEKRA Testing and Certification S.A.U. is liable to the client for the maintenance of the confidentiality of all information related to the item under test and the results of the test.

The results presented in this Test Report apply only to the particular item under test established in this document.

**IMPORTANT:** No parts of this report may be reproduced or quoted out of context, in any form or by any means, except in full, without the previous written permission of DEKRA Testing and Certification S.A.U.

## General conditions

1. This report is only referred to the item that has undergone the test.
2. This report does not constitute or imply on its own an approval of the product by the Certification Bodies or competent Authorities.
3. This document is only valid if complete; no partial reproduction can be made without previous written permission of DEKRA Testing and Certification S.A.U.
4. This test report cannot be used partially or in full for publicity and/or promotional purposes without previous written permission of DEKRA Testing and Certification S.A.U. and the Accreditation Bodies.

## Uncertainty

Uncertainty (factor  $k=2$ ) was calculated according to the DEKRA Testing and Certification S.A.U. internal document PODT000.

The total uncertainty of the measurement system for the radiated emissions of EUT from 30 MHz to 1 GHz is:  
Measurement uncertainty  $\leq \pm 5,35$  dB with factor ( $k = 2$ ).

The total uncertainty of the measurement system for the radiated emissions of EUT from 1 GHz to 17 GHz is:  
Measurement uncertainty  $\leq \pm 4,32$  dB with factor ( $k = 2$ ).

The total uncertainty of the measurement system for the radiated emissions of EUT from 17 GHz to 26 GHz is:  
Measurement uncertainty  $\leq \pm 5,51$  dB with factor ( $k = 2$ ).

## Data provided by the client

The following data has been provided by the client:

1. Information relating to the description of the sample ("Identification of the item tested", "Trademark", "Model and/or type reference tested").
2. The sample model NTG7Q PREMIUMPLUS LF2 consists of an Automotive head unit to be installed in cars with the following features: FM/AM/DAB/DVBT, USB, Bluetooth, WLAN and GNSS.

DEKRA Testing and Certification S.A.U. declines any responsibility with respect to the information provided by the client and that may affect the validity of results.

## Usage of samples

Samples undergoing test have been selected by: The client.

Id	Control Number	Description	Model	Serial N°	Date Reception	of	Application
S/01	72691L_13.1	Automotive Infotainment System	NTG7Q PREMIUMPLUS LF2	COM620PB003703	2023-05-24		Element Under Test
S/01	72691L_2.1	Harness Small	--	---	2023-05-18		Auxiliary Element

Notes referenced to samples during the project:

Id	Type
S/01	Radiated.

## Test sample description

Ports.....:	Port name and description		Cable				
			Specified max length [m]	Attached during test	Shielded	Coupled to patient <sup>(3)</sup>	
	Car Connector A		>3m	<input checked="" type="checkbox"/>	<input type="checkbox"/>	<input type="checkbox"/>	
	Car Connector B		>3m	<input checked="" type="checkbox"/>	<input type="checkbox"/>	<input type="checkbox"/>	
	Display Connector DID/PIP/RVC		>3m	<input checked="" type="checkbox"/>	<input checked="" type="checkbox"/>	<input type="checkbox"/>	
	USB Connector		<3m	<input checked="" type="checkbox"/>	<input checked="" type="checkbox"/>	<input type="checkbox"/>	
	Eth Connector		1,82 m	<input checked="" type="checkbox"/>	<input type="checkbox"/>	<input type="checkbox"/>	
	BT/WLAN-Antenna		>3m	<input checked="" type="checkbox"/>	<input checked="" type="checkbox"/>	<input type="checkbox"/>	
Supplementary information to the ports.....:	GNSS						
Rated power supply .....	Voltage and Frequency		Reference poles				
			L1	L2	L3	N	PE
	<input type="checkbox"/>	AC:	<input type="checkbox"/>	<input type="checkbox"/>	<input type="checkbox"/>	<input type="checkbox"/>	<input type="checkbox"/>
<input checked="" type="checkbox"/>	DC: 12V car battery / attenuator (9.5-15.5 V normal operation)						
Rated Power.....:	12V						
Clock frequencies.....:	See schematics						
Other parameters .....	See technical description						
Software version.....:	E444.204						
Hardware version .....	D15						
Dimensions in cm (W x H x D) ...:	182 x 78 x 160 mm						
Mounting position .....	<input type="checkbox"/>	Table top equipment					
	<input type="checkbox"/>	Wall/Ceiling mounted equipment					
	<input type="checkbox"/>	Floor standing equipment					
	<input type="checkbox"/>	Hand-held equipment					
	<input checked="" type="checkbox"/>	Other: Automotive Infotainment Head Unit					
Modules/parts.....:	Module/parts of test item		Type	Manufacturer			
	N/A		-	-			
Accessories (not part of the test item) .....	Description		Type	Manufacturer			
	Display		-	L.G.			
	HARM Neco RasPi / headless		-	HBAS			
	Cable harness		-	HBAS			
	BT/WLAN-Antenna		-	Hirschmann			
Documents as provided by the applicant.....:	Description		File name	Issue date			
	Technical Description		Technical Description NTG7Q_A20 200717 SOP2 AllVariant_NXP DRAFT.pdf	A20			

	Test set-up instruction	NTG7QTest setupScri pt_230313_ v3 4.pdf	v3
--	-------------------------	---	----

<sup>(3)</sup> Only for Medical Equipment

## Identification of the client

CONTINENTAL AUTOMOTIVE TECHNOLOGIES GMBH  
 VDO-Strasse 1, 64832 Babenhausen, Germany

## Testing period and place

<b>Test Location</b>	DEKRA Testing and Certification S.A.U.
<b>Date (start)</b>	2023-06-09
<b>Date (finish)</b>	2023-06-14

## Document history

Report number	Date	Description
72691RRF.006	2023-08-03	First release.

## Environmental conditions

In the control chamber, the following limits were not exceeded during the test:

<b>Temperature</b>	Min. = 15 °C Max. = 35 °C
<b>Relative humidity</b>	Min. = 20 % Max. = 75 %

In the semianechoic chamber, the following limits were not exceeded during the test.

<b>Temperature</b>	Min. = 15 °C Max. = 35 °C
<b>Relative humidity</b>	Min. = 20 % Max. = 75 %

## Remarks and comments

The tests have been performed by the technical personnel: Alvaro Gutierrez Naranjo, Francisco Lopez Chamorro and Ireneo Bibang Bacale.

Used instrumentation:

Control No.	Equipment	Model	Manufacturer	Next Calibration
7692	ATTENUATOR 3DB 2W DC-18GHZ	TWTS2G	TECHNIWAVE	2023-04-26
6165	EMI TEST RECEIVER 9kHz-7GHz	ESR7	ROHDE AND SCHWARZ	2023-11-08
9029	HIGH PASS FILTER 17-40 GHZ	STHP-17-40G-92	TEMSTRON/TEMWELL	2024-03-15
7287	HIGH PASS FILTER 18-40 GHZ	ST-18G-40G-798S	TEMSTRON/TEMWELL	--
4657	HORN ANTENNA 18-40GHz	BBHA 9170	SCHWARZBECK	2023-05-05
4578	HYBRID BILOG ANTENNA 30MHz-6GHz	3142E	ETS LINDGREN	2026-06-01
6345	LOW PASS FILTER DC - 1 GHZ	WLK1000-6SS	WAINWRIGHT INSTRUMENTS	2023-10-07
7656	LOW PASS FILTER TEMSTRON/TEMWELL DC - 1 GHZ	ST-1GA3250-LS	TEMSTRON/TEMWELL	2023-11-28
8856	PRE-AMPLIFIER G>30dB 18-40GHz	BLMA 1840-4A	BONN ELEKTRONIK	2023-11-02
6142	PRE-AMPLIFIER G>38dB 30MHz-6GHz	BLNA 0360-01N	BONN ELEKTRONIK	2024-06-28
5705	PRE-AMPLIFIER G>40dB 1-18 GHz	BLMA 0118-1M	BONN ELEKTRONIK	2023-07-21
6144	PRE-AMPLIFIER G>40dB 10MHz-6GHz	BLNA 0160-01N	BONN ELEKTRONIK	2023-03-17
4825	SEMIANECHOIC ABSORBER LINED CHAMBER	FACT 3 200 STP	ETS LINDGREN	--
6668	SIGNAL AND SPECTRUM ANALYZER 10Hz-40GHz	FSV40	ROHDE AND SCHWARZ	2024-12-14
4716	SIGNAL AND SPECTRUM ANALYZER 2Hz-50GHz	FSW50	ROHDE AND SCHWARZ	2024-08-12
4848	SOFTWARE FOR EMC/RF TESTING	EMC32	ROHDE AND SCHWARZ	--

## Testing verdicts

---

Fail	F
Inconclusive	I
Not applicable	N/A
Not measured	N/M
Pass	P



## Summary

### Bluetooth EDR

Requirement – Test case	FCC PART 15 PARAGRAPH / RSS-247	Verdict	Remark
RSS-247 5.1 (b) / FCC 15.247 (a) (1) [20dBW] 20 dB Bandwidth		N/A	
RSS-247 5.1 (d) / FCC 15.247 (a) (1) (iii) [DwT] Time of Occupancy (Dwell Time)		N/A	
RSS-247 5.4. (b) / FCC 15.247 (b) [Pkcp] Maximum peak output power and antenna gain		N/M	
RSS-247 5.1 (d) / FCC 15.247 (a) (1) (iii) [NHC] Number of hopping channels		N/A	
RSS-247 5.5 / FCC 15.247 (d) [Bndedge] Band-edge emissions compliance (Transmitter)		N/A	
RSS-247 5.5 / FCC 15.247 (d) [RSE] Emission limitations radiated (Transmitter)		P	(1)
<u>Supplementary information and remarks:</u>			
(1) Only radiated test has been required.			

### 802.11 B/G/N 20 MHz 1x1

FCC PART 15 PARAGRAPH/ RSS-247			
Requirement – Test case		Verdict	Remark
FCC 15.247 (a)(2) / RSS-247 5.2. (a)	6 dB Bandwidth	N/A	
FCC 15.247 (b) / RSS-247 5.4. (d)	Maximum output power and antenna gain	N/A	
FCC 15.247 (d) / RSS-247 5.5.	Band-edge emissions compliance (Transmitter)	N/A	
FCC 15.247 (e) / RSS-247 5.2. (b)	Power spectral density	N/A	
FCC 15.247 (d) / RSS-247 5.5.	Emission limitations radiated (Transmitter)	P	
<u>Supplementary information and remarks:</u>			
None			

## Appendix A: Test results.

## INDEX

---

TEST CONDITIONS .....	12
TEST CASES DETAILS .....	15

## TEST CONDITIONS

(\*): Data provided by the client.

### POWER SUPPLY (\*):

Vnominal: 12 V  
Type of Power Supply: External DC (Car battery / Alternator)

### ANTENNA (\*):

Type of Antenna: External.  
Maximum Declared Antenna Gain: +2.4 dBi

### TEST FREQUENCIES (\*):

Modulation	Data rates	Low Channel:	Middle Channel	High Channel
BTEDR GFSK	1-DH5	2402 MHz	2441 MHz	2480 MHz
BTEDR PI/4 DQPSK	2-DH5	2402 MHz	2441 MHz	2480 MHz
BTEDR 8DPSK	3-DH5	2402 MHz	2441 MHz	2480 MHz
802.11b:	1 Mbit/s	2412 MHz	2437 MHz	2462 MHz
802.11g:	6 Mbit/s	2412 MHz	2437 MHz	2462 MHz
802.11n:	HT20 MCS0 6.5 Mbit/s	2412 MHz	2437 MHz	2462 MHz

During transmitter test the EUT was controlled by a SW tool provided by the client to operate in a continuous transmit mode on the modulation schemes and test channels as required.

### RADIATED MEASUREMENTS:

All radiated tests were performed in a semi-anechoic chamber. The measurement antenna (Bilog antenna for the range between 30 MHz to 1000 MHz and 1 GHz-17 GHz Double ridge horn antenna) is situated at a distance of 3 m and at a distance of 1.5 m for the frequency range 17 GHz-26 GHz (17 GHz-40 GHz horn antenna).

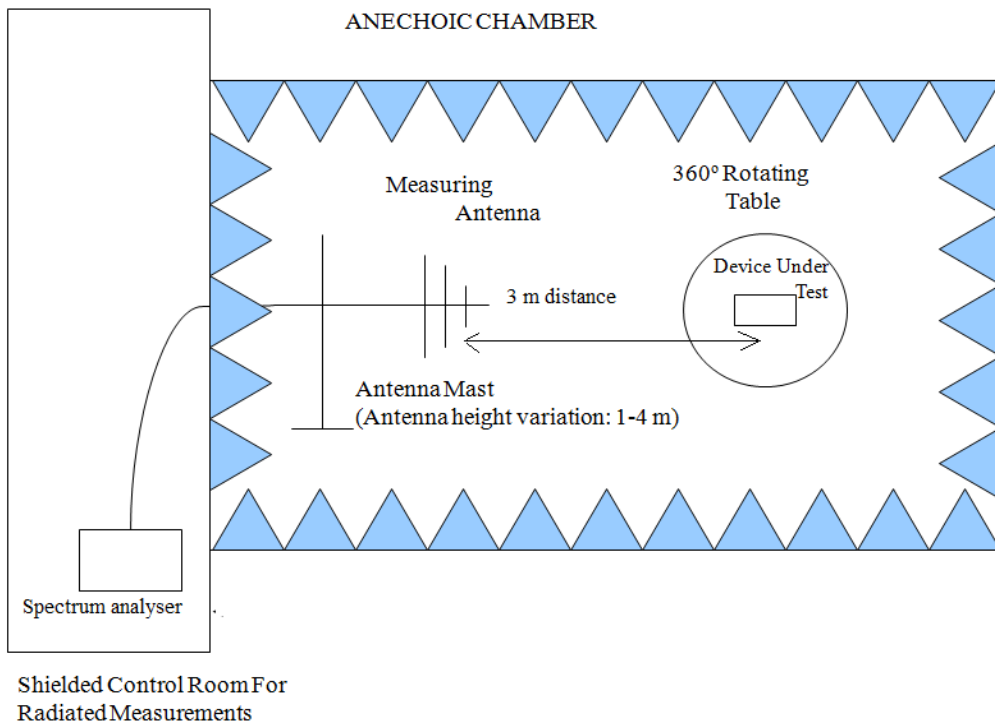
For radiated emissions in the range 17 GHz-26 GHz that is performed at a distance closer than the specified distance, an inverse proportionality factor of 20 dB per decade is used to normalize the measured data for determining compliance.

The equipment under test was set up on a non-conductive platform above the ground plane and the situation and orientation was varied to find the maximum radiated emission. It was also rotated 360° and the antenna height (Bilog antenna and Double ridge horn antenna) was varied from 1 to 4 meters to find the maximum radiated emission.

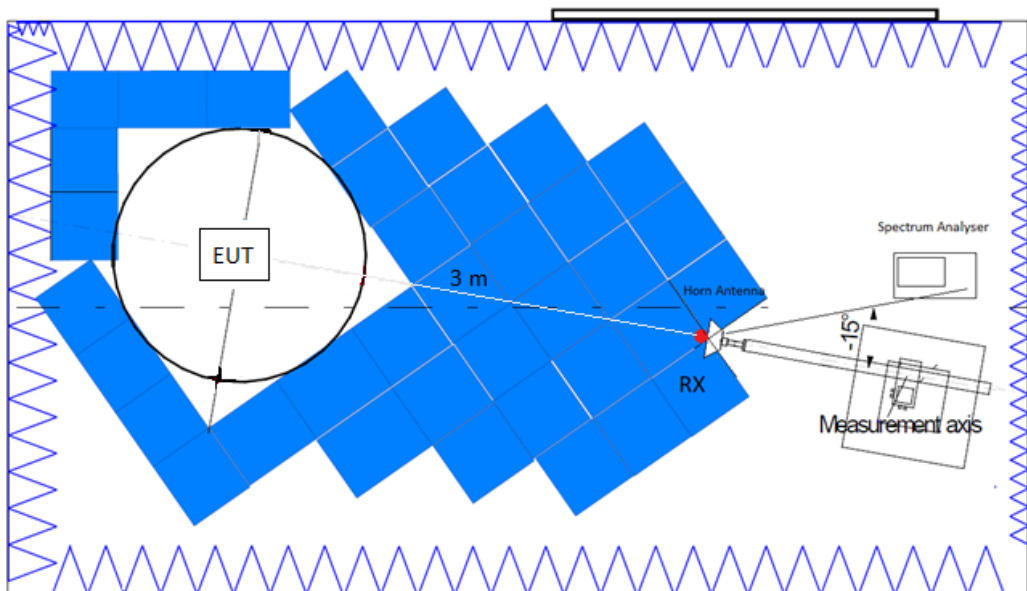
Measurements were made in both horizontal and vertical planes of polarization.

A resolution bandwidth/video bandwidth of 100 kHz / 300 kHz was used for frequencies below 1 GHz and 1 MHz / 3 MHz for frequencies above 1 GHz.

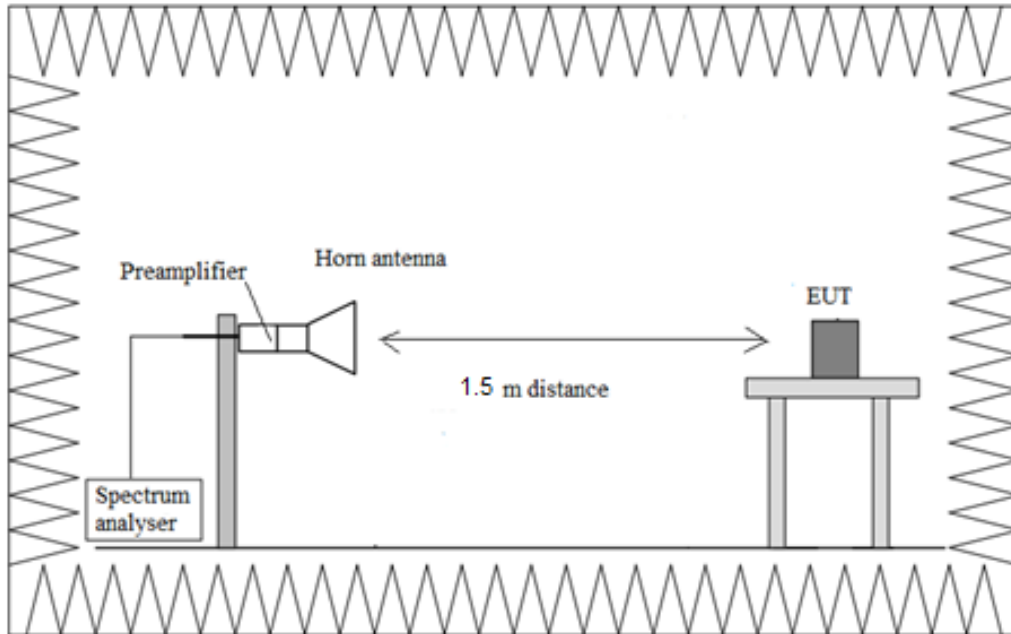
Radiated measurements setup from 30 MHz to 1 GHz:



Radiated measurements setup from 1 GHz to 17 GHz:



Radiated measurements setup  $f > 17$  GHz:



## TEST CASES DETAILS

### FCC 47 CFR Part 15.247 / RSS-247

### RSS-247 5.5 / FCC 15.247 (d) [RSE] Emission limitations radiated (Transmitter)

#### Limits

Radiated emissions which fall in the restricted bands, as defined in Section 15.205(a), must also comply with the radiated emission limits specified in Section 15.209(a) (see Section 15.205(c)/RSS-Gen):

Frequency Range (MHz)	Field strength ( $\mu\text{V}/\text{m}$ )	Field strength ( $\text{dB}\mu\text{V}/\text{m}$ )	Measurement distance (m)
0.009-0.490	2400/F(kHz)	-	300
0.490-1.705	24000/F(kHz)	-	30
1.705 - 30.0	30	-	30
30 - 88	100	40	3
88 - 216	150	43.5	3
216 - 960	200	46	3
Above 960	500	54	3

The emission limits shown in the above table are based on measurements employing CISPR quasi-peak detector except for the frequency bands 9-90 kHz, 110-490 kHz and above 1000 MHz. Radiated emission limits in these three bands are based on measurements employing an average detector.

For average radiated emission measurements above 1000 MHz, there is also a limit corresponding to 20 dB above the indicated values in the table is specified when measuring with peak detector function.

RSS-247: Attenuation below the general field strength limits specified in RSS-Gen is not required.

Mode: SISO

Modulation: BT (Pi/4 DQPSK)

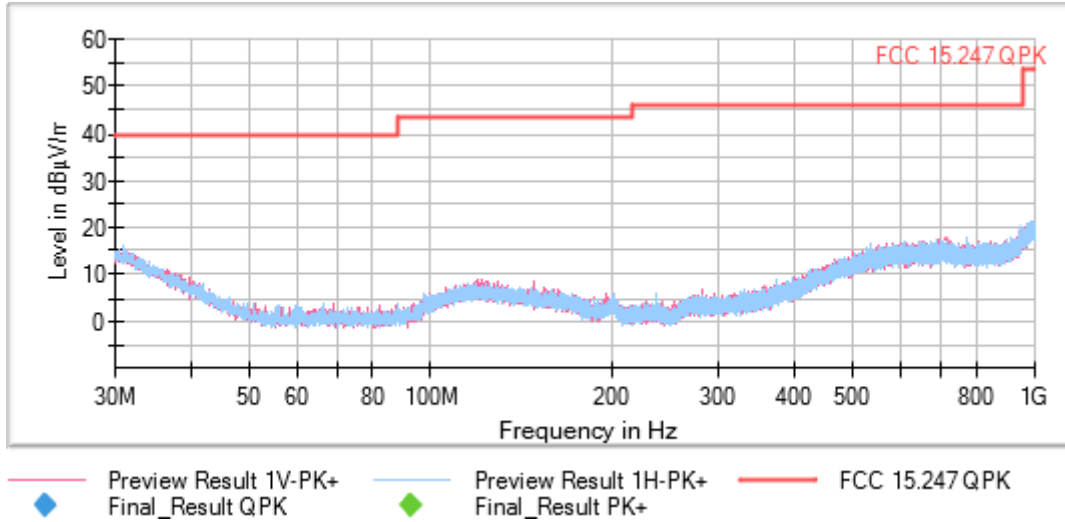
#### Verdict

Pass

**Attachments**

Frequency Range GHz = [0.03, 1]    Equipment Type = Frequency Hopping Spread Spectrum systems (DSS)  
 Modulation = BT (Pi/4 DQPSK)    Frequency MHz = 2402.00000  
 Mode = SISO    Measurement Point = 1  
 Active Port = 1

**Images:**



**Tables:**

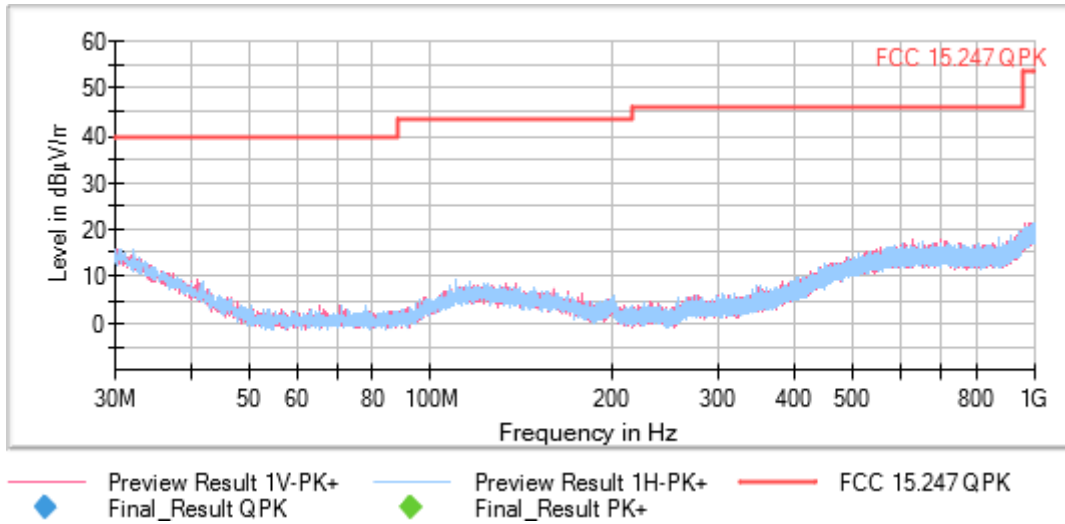
Spectrum Analyzer Parameters

	Subrange	Step Size	Detectors	Bandwidth	Sweep Time	Preamp
	Receiver: [ESR 7]					
	30 MHz - 1 GHz	30,312 kHz	PK+	100 kHz	1 s	0 dB



Frequency Range GHz = [0.03, 1]    Equipment Type = Frequency Hopping Spread Spectrum systems (DSS)  
 Modulation = BT (Pi/4 DQPSK)    Frequency MHz = 2440.00000  
 Mode = SISO    Measurement Point = 1  
 Active Port = 1

**Images:**



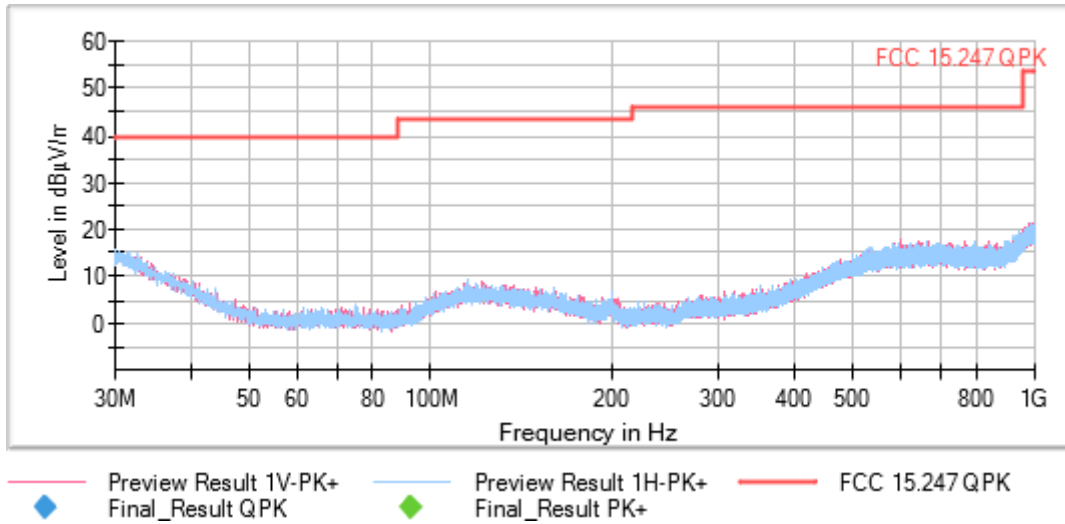
**Tables:**

Spectrum Analyzer Parameters

	Subrange	Step Size	Detectors	Bandwidth	Sweep Time	Preamp
	Receiver: [ESR 7]					
	30 MHz - 1 GHz	30,312 kHz	PK+	100 kHz	1 s	0 dB

Frequency Range GHz = [0.03, 1]    Equipment Type = Frequency Hopping Spread Spectrum systems (DSS)  
 Modulation = BT (Pi/4 DQPSK)    Frequency MHz = 2480.00000  
 Mode = SISO    Measurement Point = 1  
 Active Port = 1

**Images:**



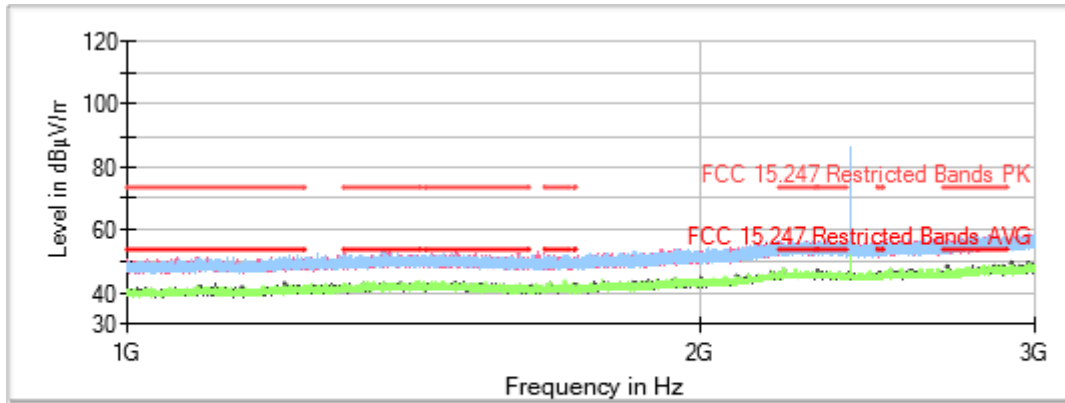
**Tables:**

Spectrum Analyzer Parameters

	Subrange	Step Size	Detectors	Bandwidth	Sweep Time	Preamp
	Receiver: [ESR 7]					
	30 MHz - 1 GHz	30,312 kHz	PK+	100 kHz	1 s	0 dB

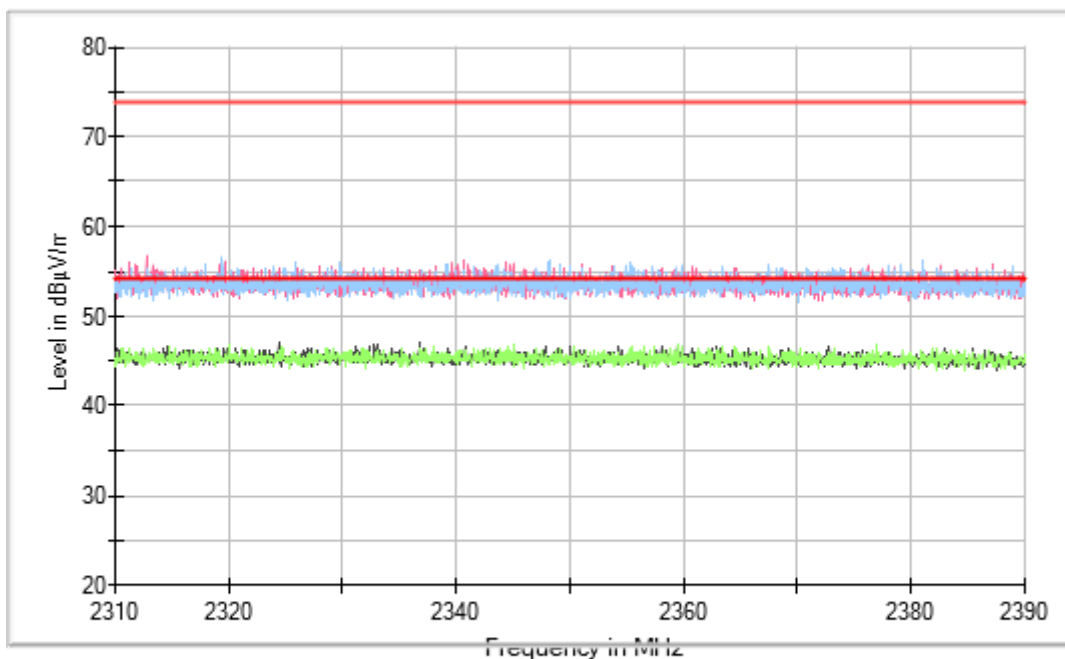
Frequency Range GHz = [1, 3]    Equipment Type = Frequency Hopping Spread Spectrum systems (DSS)  
Modulation = BT (Pi/4 DQPSK)    Frequency MHz = 2402.00000  
Mode = SISO    Measurement Point = 1  
Active Port = 1

Images:



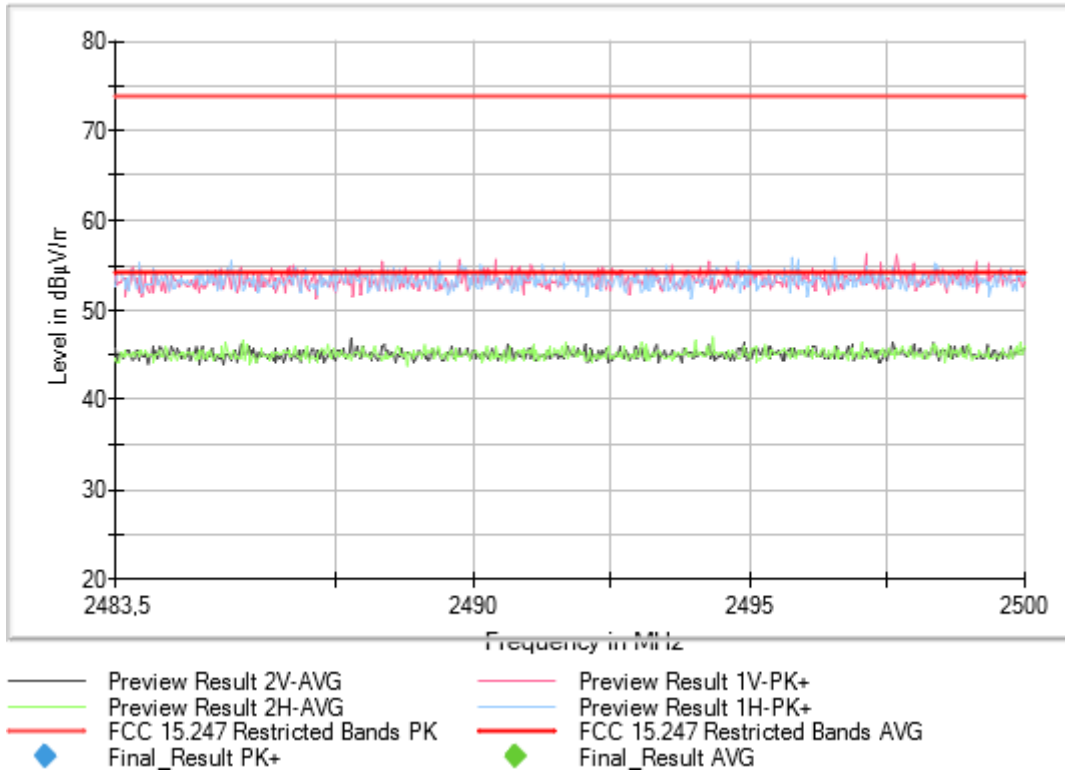
- Preview Result 2V-AVG
- Preview Result 2H-AVG
- FCC 15.247 Restricted Bands PK
- Final\_Result PK+
- Preview Result 1V-PK+
- Preview Result 1H-PK+
- FCC 15.247 Restricted Bands AVG
- Final\_Result AVG

Full Spectrum



- Preview Result 2V-AVG
- Preview Result 2H-AVG
- FCC 15.247 Restricted Bands PK
- Final\_Result PK+
- Preview Result 1V-PK+
- Preview Result 1H-PK+
- FCC 15.247 Restricted Bands AVG
- Final\_Result AVG

Full Spectrum



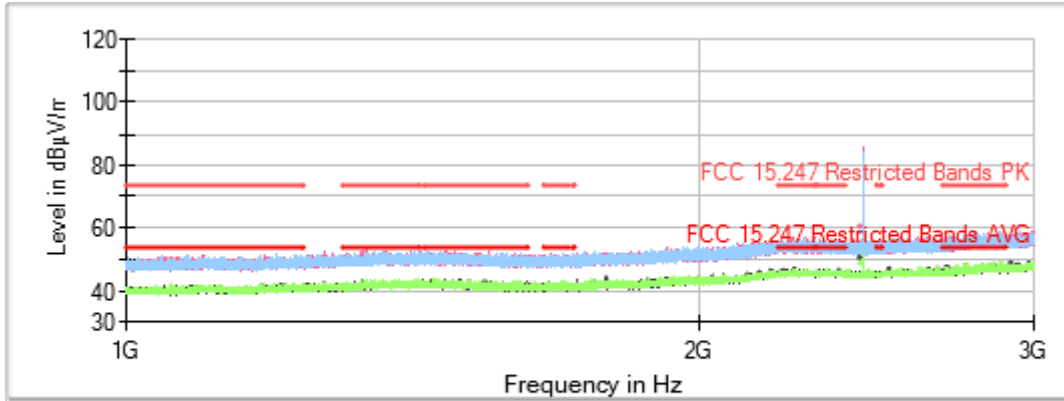
**Tables:**

Spectrum Analyzer Parameters

	Subrange	Step Size	Detectors	Bandwidth	Sweep Time	Preamp
	Receiver: [FSW 50]					
	1 GHz - 3 GHz	30,769 kHz	PK+ ; AVG	1 MHz	1 s	0 dB

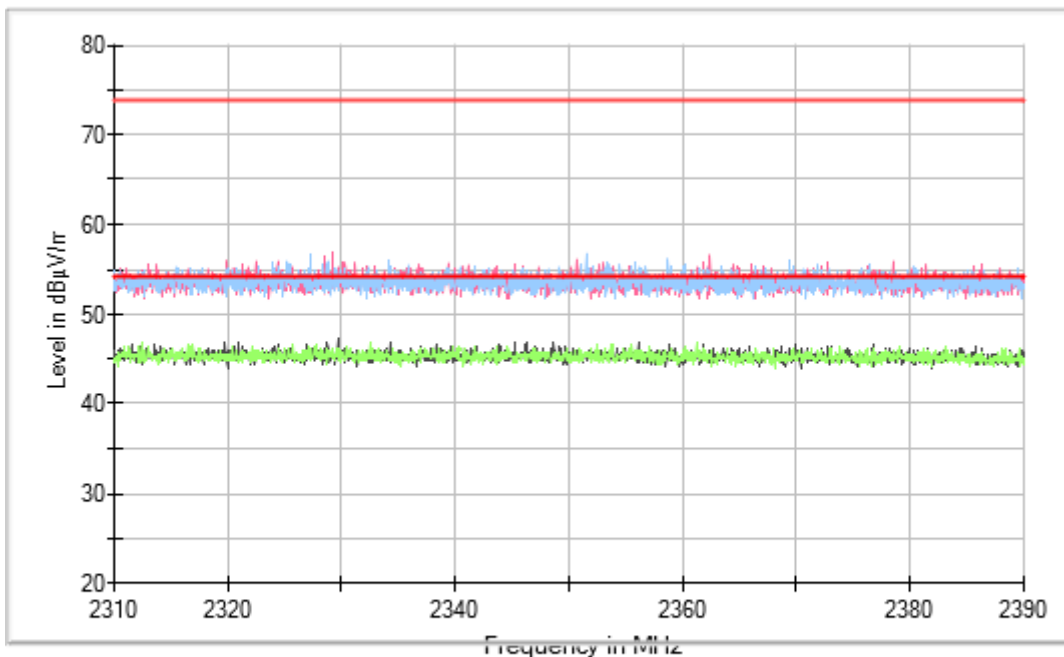
Frequency Range GHz = [1, 3]    Equipment Type = Frequency Hopping Spread Spectrum systems (DSS)  
 Modulation = BT (Pi/4 DQPSK)    Frequency MHz = 2441.00000  
 Mode = SISO    Measurement Point = 1  
 Active Port = 1

**Images:**



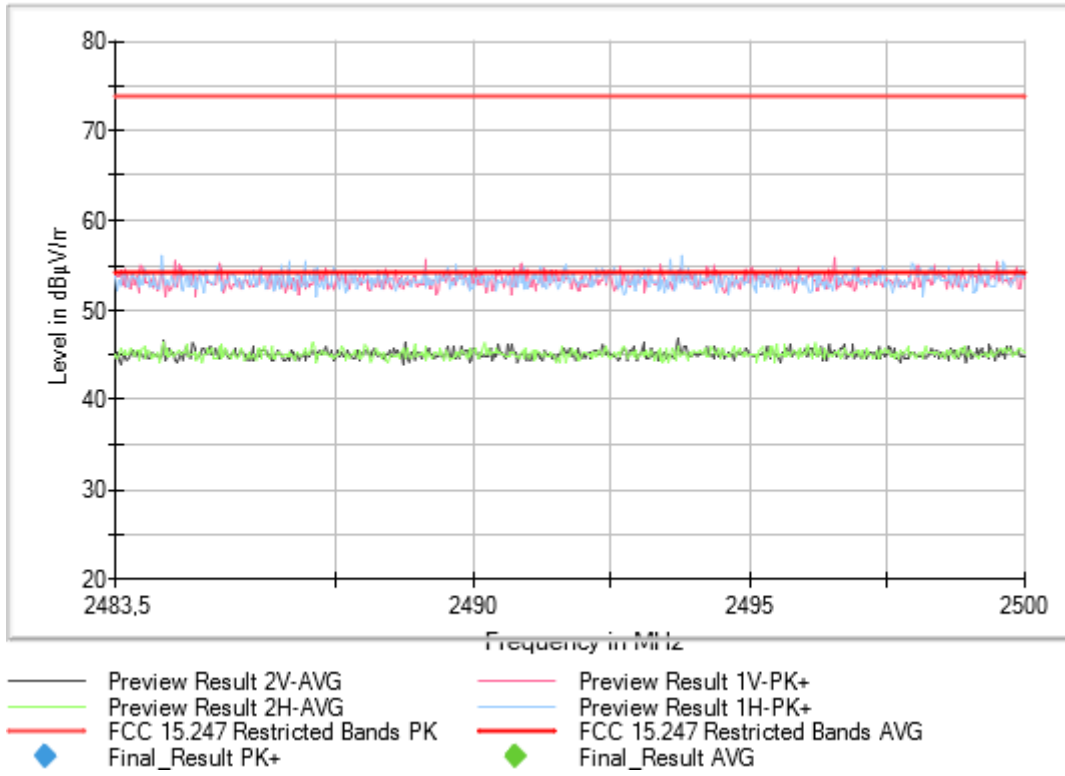
- Preview Result 2V-AVG
- Preview Result 2H-AVG
- Preview Result 1V-PK+
- Preview Result 1H-PK+
- FCC 15.247 Restricted Bands PK
- FCC 15.247 Restricted Bands AVG
- ◆ Final\_Result PK+
- ◆ Final\_Result AVG

Full Spectrum



- Preview Result 2V-AVG
- Preview Result 2H-AVG
- Preview Result 1V-PK+
- Preview Result 1H-PK+
- FCC 15.247 Restricted Bands PK
- FCC 15.247 Restricted Bands AVG
- ◆ Final\_Result PK+
- ◆ Final\_Result AVG

Full Spectrum



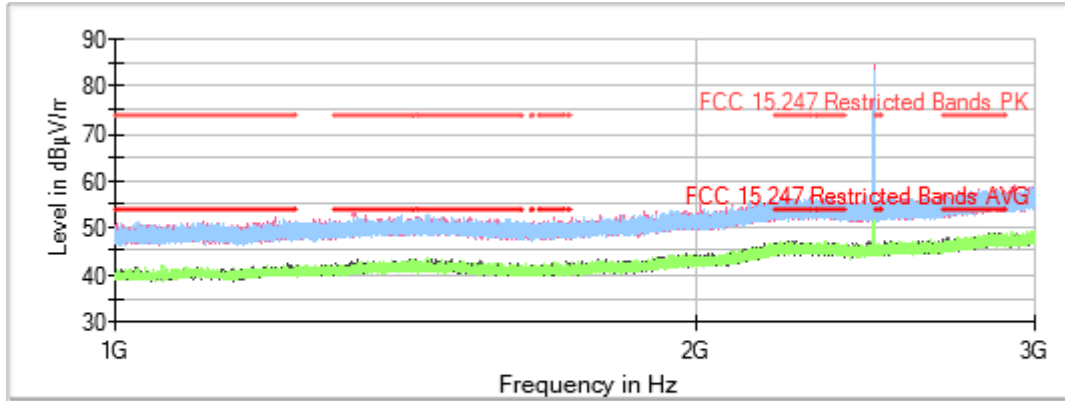
**Tables:**

Spectrum Analyzer Parameters

	Subrange	Step Size	Detectors	Bandwidth	Sweep Time	Preamp
	Receiver: [FSW 50]					
	1 GHz - 3 GHz	30,769 kHz	PK+ ; AVG	1 MHz	1 s	0 dB

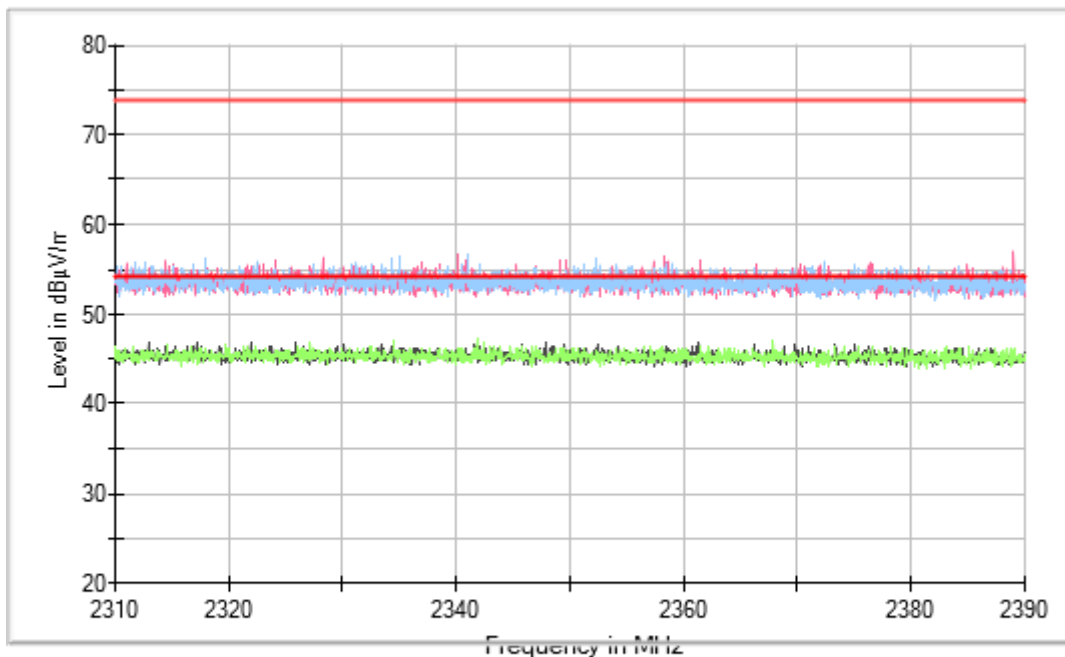
Frequency Range GHz = [1, 3]    Equipment Type = Frequency Hopping Spread Spectrum systems (DSS)  
 Modulation = BT (Pi/4 DQPSK)    Frequency MHz = 2480.00000  
 Mode = SISO    Measurement Point = 1  
 Active Port = 1

Images:



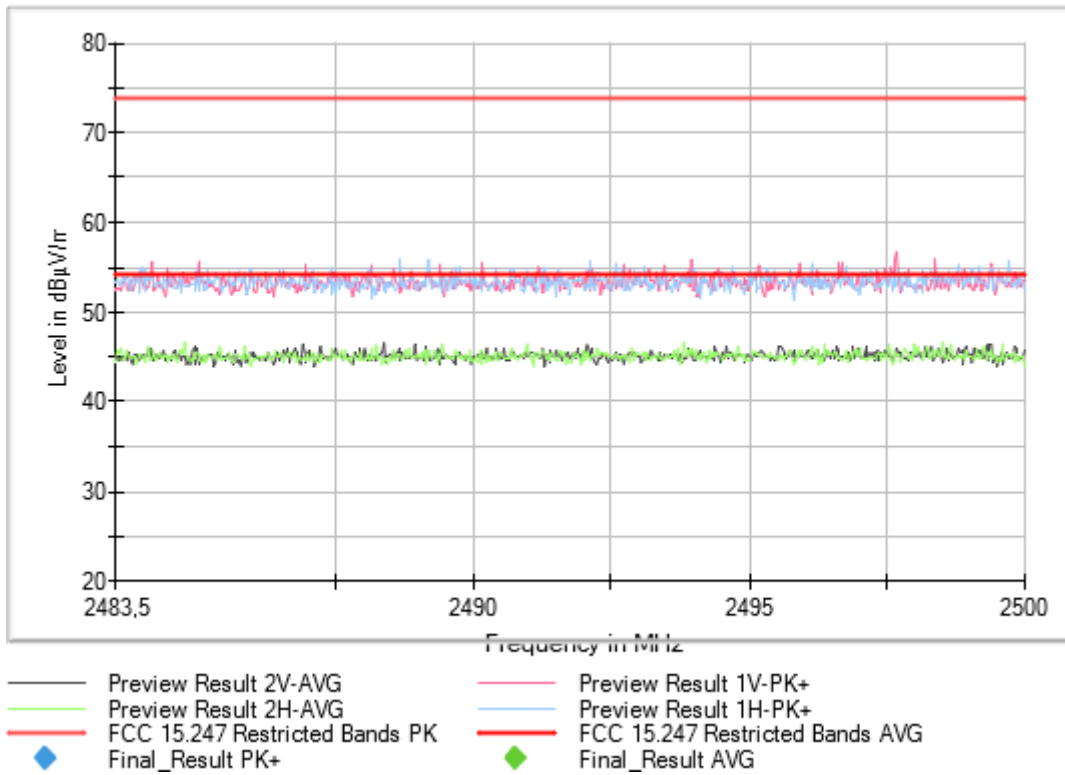
- Preview Result 2V-AVG
- Preview Result 2H-AVG
- FCC 15.247 Restricted Bands PK
- ◆ Final\_Result PK+
- Preview Result 1V-PK+
- Preview Result 1H-PK+
- FCC 15.247 Restricted Bands AVG
- ◆ Final\_Result AVG

Full Spectrum



- Preview Result 2V-AVG
- Preview Result 2H-AVG
- FCC 15.247 Restricted Bands PK
- ◆ Final\_Result PK+
- Preview Result 1V-PK+
- Preview Result 1H-PK+
- FCC 15.247 Restricted Bands AVG
- ◆ Final\_Result AVG

Full Spectrum



**Tables:**

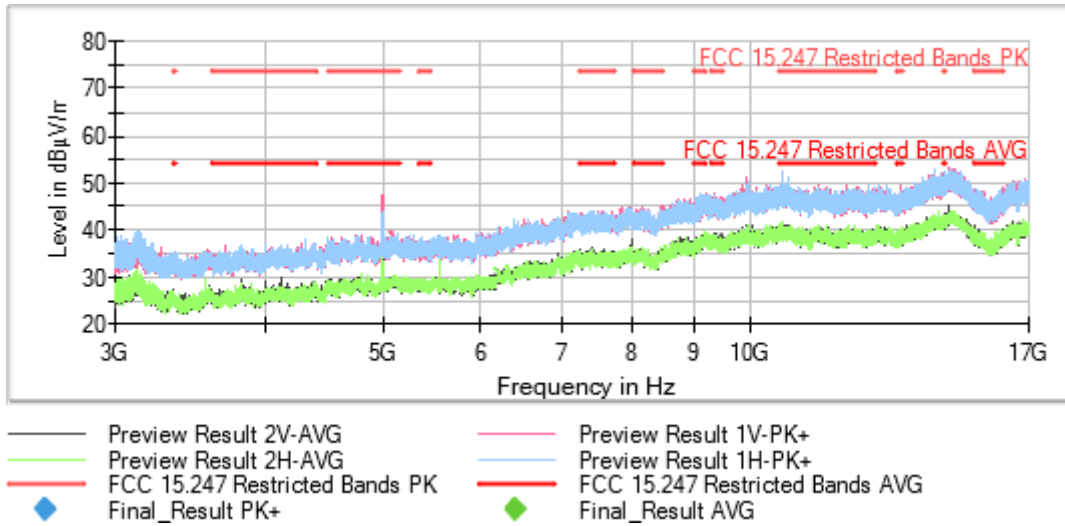
Spectrum Analyzer Parameters

	Subrange	Step Size	Detectors	Bandwidth	Sweep Time	Preamp
	Receiver: [FSW 50]					
	1 GHz - 3 GHz	30,769 kHz	PK+ ; AVG	1 MHz	1 s	0 dB



Frequency Range GHz = [3, 17]    Equipment Type = Frequency Hopping Spread Spectrum systems (DSS)  
 Modulation = BT (Pi/4 DQPSK)    Frequency MHz = 2402.00000  
 Mode = SISO    Measurement Point = 1  
 Active Port = 1

**Images:**



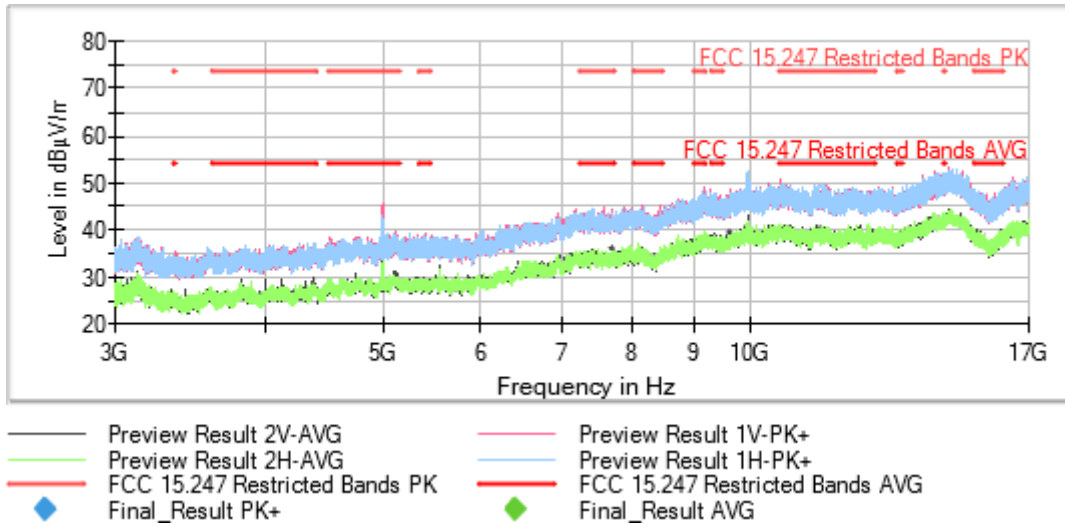
**Tables:**

Spectrum Analyzer Parameters

	Subrange	Step Size	Detectors	Bandwidth	Sweep Time	Preamp
	Receiver: [FSW 50]					
	3 GHz - 17 GHz	140 kHz	PK+ ; AVG	1 MHz	1 s	0 dB

Frequency Range GHz = [3, 17]    Equipment Type = Frequency Hopping Spread Spectrum systems (DSS)  
 Modulation = BT (Pi/4 DQPSK)    Frequency MHz = 2441.00000  
 Mode = SISO    Measurement Point = 1  
 Active Port = 1

**Images:**



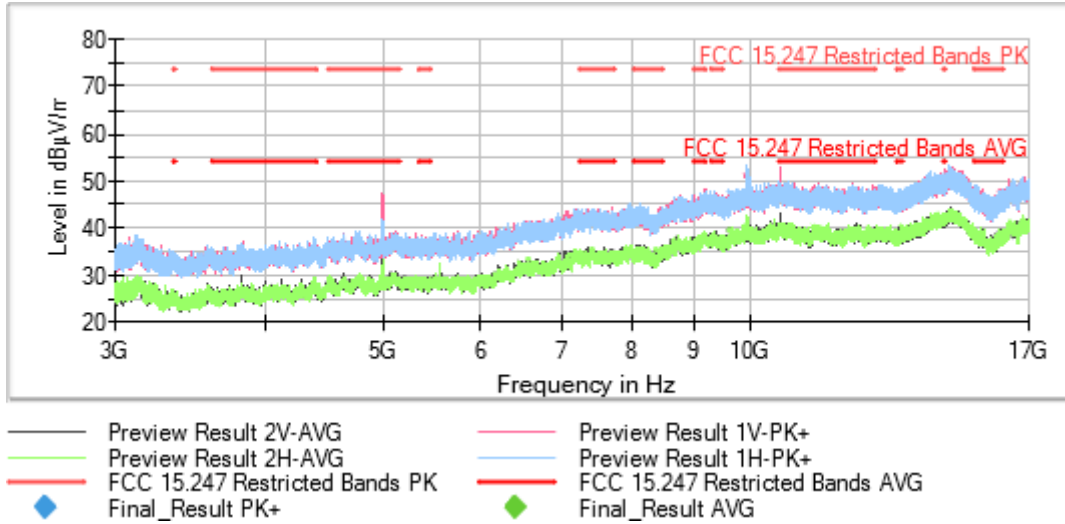
**Tables:**

Spectrum Analyzer Parameters

	Subrange	Step Size	Detectors	Bandwidth	Sweep Time	Preamp
	Receiver: [FSW 50]					
	3 GHz - 17 GHz	140 kHz	PK+ ; AVG	1 MHz	1 s	0 dB

Frequency Range GHz = [3, 17]    Equipment Type = Frequency Hopping Spread Spectrum systems (DSS)  
 Modulation = BT (Pi/4 DQPSK)    Frequency MHz = 2480.00000  
 Mode = SISO    Measurement Point = 1  
 Active Port = 1

**Images:**



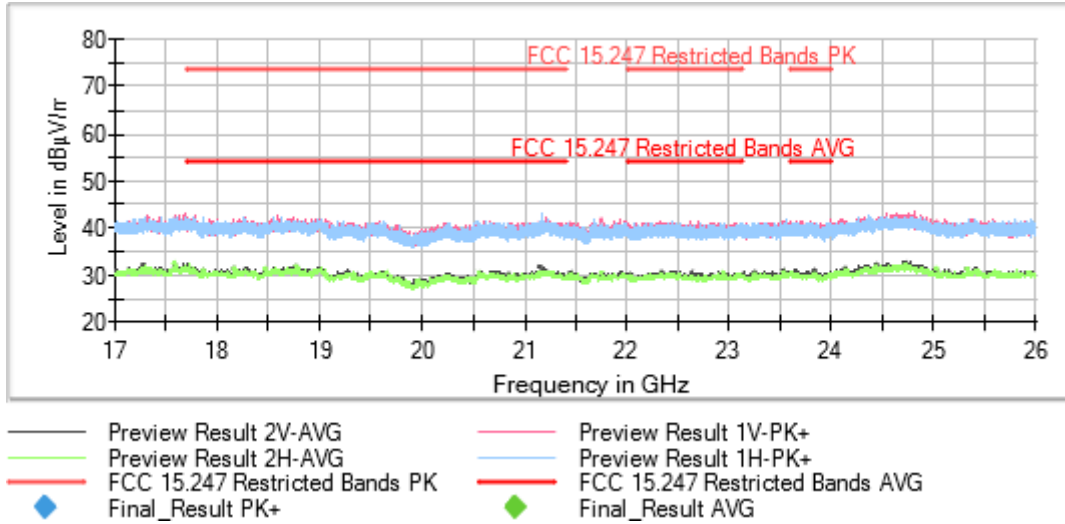
**Tables:**

Spectrum Analyzer Parameters

	Subrange	Step Size	Detectors	Bandwidth	Sweep Time	Preamp
	Receiver: [FSW 50]					
	3 GHz - 17 GHz	140 kHz	PK+ ; AVG	1 MHz	1 s	0 dB

Frequency Range GHz = [17, 26]    Equipment Type = Digital Transmission System (DTS)  
 Modulation = BT (Pi/4 DQPSK)    Frequency MHz = 2402.00000  
 Mode = SISO    Measurement Point = 1  
 Active Port = 1

**Images:**



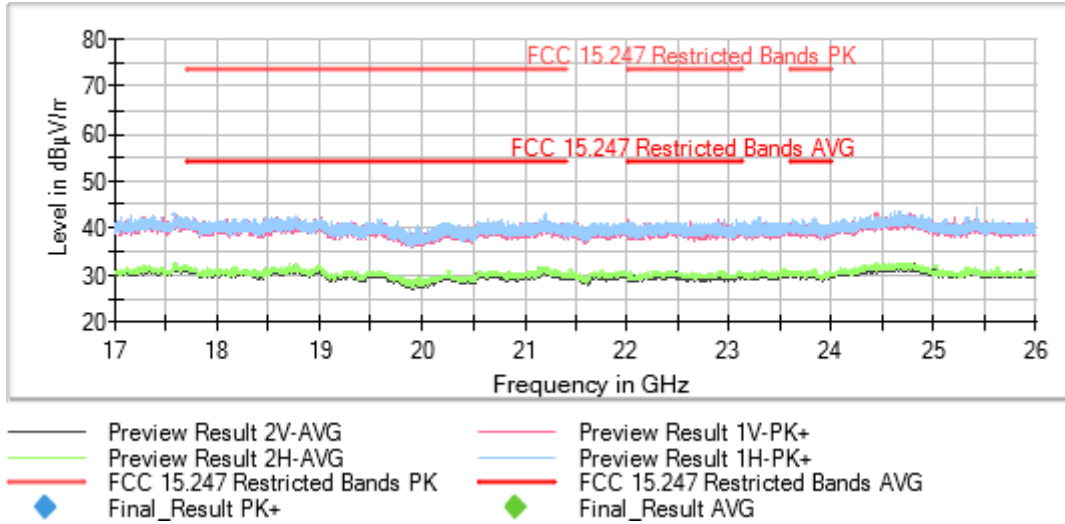
**Tables:**

Spectrum Analyzer Parameters

	Subrange	Step Size	Detectors	Bandwidth	Sweep Time	Preamp
	Receiver: [FSW 50]					
	17 GHz - 26 GHz	300 kHz	PK+ ; AVG	1 MHz	1 s	0 dB

Frequency Range GHz = [17, 26]    Equipment Type = Digital Transmission System (DTS)  
 Modulation = BT (Pi/4 DQPSK)    Frequency MHz = 2442.00000  
 Mode = SISO    Measurement Point = 1  
 Active Port = 1

**Images:**



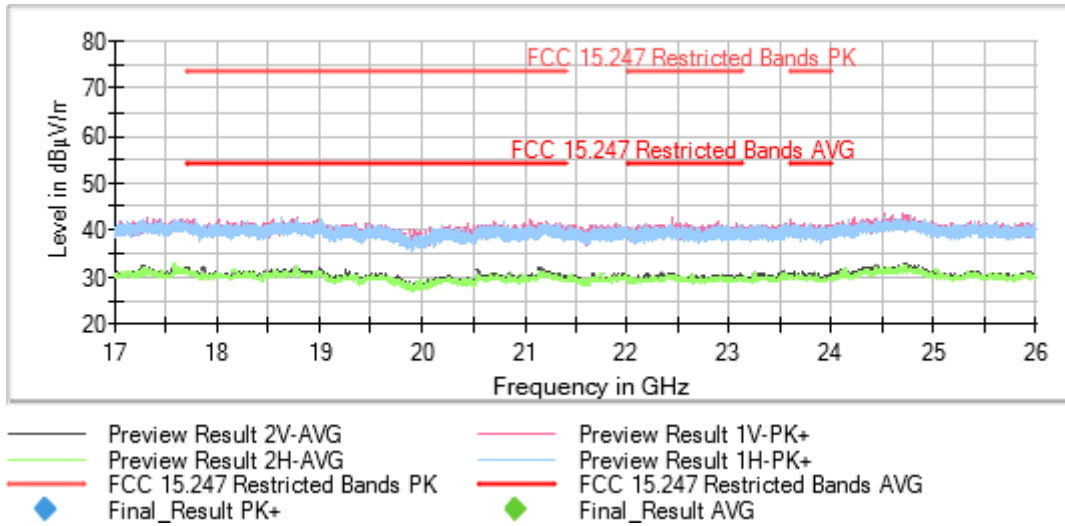
**Tables:**

Spectrum Analyzer Parameters

	Subrange	Step Size	Detectors	Bandwidth	Sweep Time	Preamp
	Receiver: [FSW 50]					
	17 GHz - 26 GHz	300 kHz	PK+ ; AVG	1 MHz	1 s	0 dB

Frequency Range GHz = [17, 26]    Equipment Type = Digital Transmission System (DTS)  
 Modulation = BT (Pi/4 DQPSK)    Frequency MHz = 2480.00000  
 Mode = SISO    Measurement Point = 1  
 Active Port = 1

**Images:**



**Tables:**

Spectrum Analyzer Parameters

	Subrange	Step Size	Detectors	Bandwidth	Sweep Time	Preamp
	Receiver: [FSW 50]					
	17 GHz - 26 GHz	300 kHz	PK+ ; AVG	1 MHz	1 s	0 dB

Mode: SISO

Modulation: BT (GFSK 1-DH5)

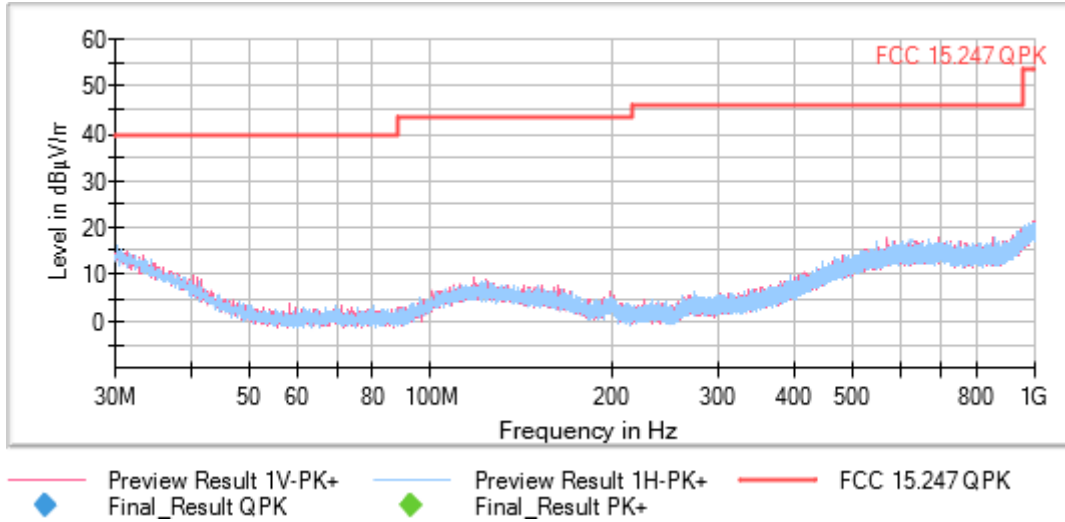
***Verdict***

Pass

**Attachments**

Frequency Range GHz = [0.03, 1]    Equipment Type = Frequency Hopping Spread Spectrum systems (DSS)  
 Modulation = BT (GFSK 1-DH5)    Frequency MHz = 2402.00000  
 Mode = SISO    Measurement Point = 1  
 Active Port = 1

**Images:**



**Tables:**

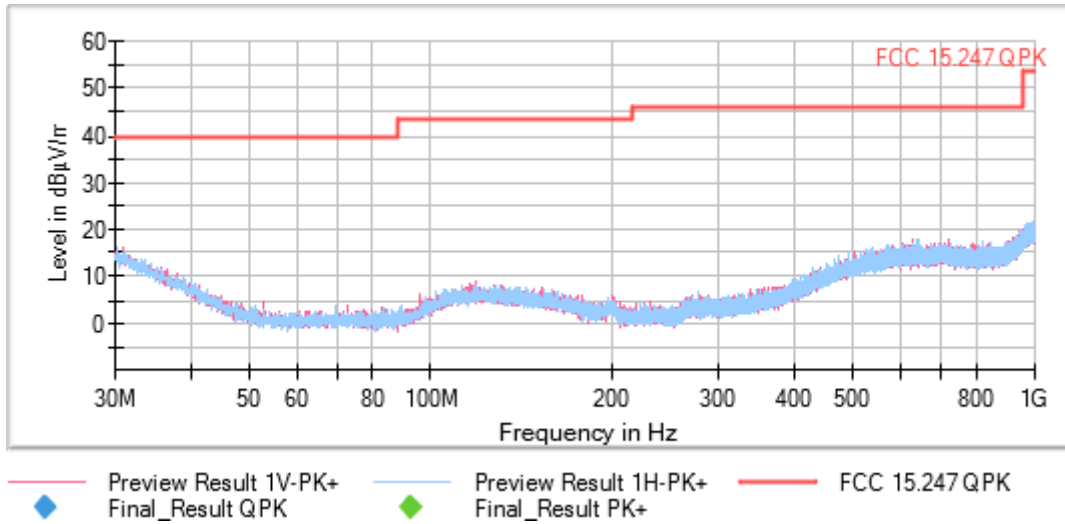
Spectrum Analyzer Parameters

	Subrange	Step Size	Detectors	Bandwidth	Sweep Time	Preamp
	Receiver: [ESR 7]					
	30 MHz - 1 GHz	30,312 kHz	PK+	100 kHz	1 s	0 dB



Frequency Range GHz = [0.03, 1]    Equipment Type = Frequency Hopping Spread Spectrum systems (DSS)  
 Modulation = BT (GFSK 1-DH5)    Frequency MHz = 2440.00000  
 Mode = SISO    Measurement Point = 1  
 Active Port = 1

**Images:**



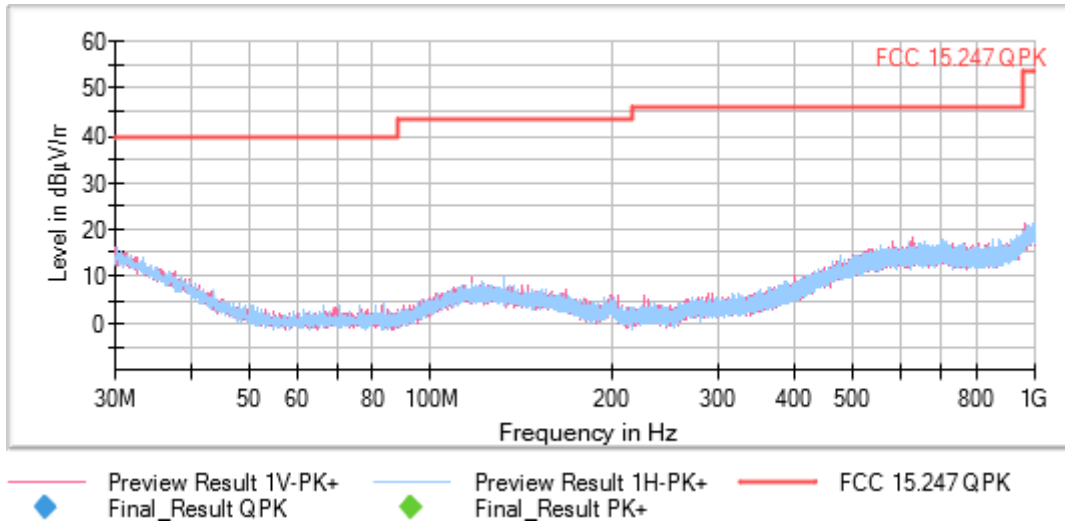
**Tables:**

Spectrum Analyzer Parameters

	Subrange	Step Size	Detectors	Bandwidth	Sweep Time	Preamp
	Receiver: [ESR 7]					
	30 MHz - 1 GHz	30,312 kHz	PK+	100 kHz	1 s	0 dB

Frequency Range GHz = [0.03, 1]    Equipment Type = Frequency Hopping Spread Spectrum systems (DSS)  
 Modulation = BT (GFSK 1-DH5)    Frequency MHz = 2480.00000  
 Mode = SISO    Measurement Point = 1  
 Active Port = 1

**Images:**



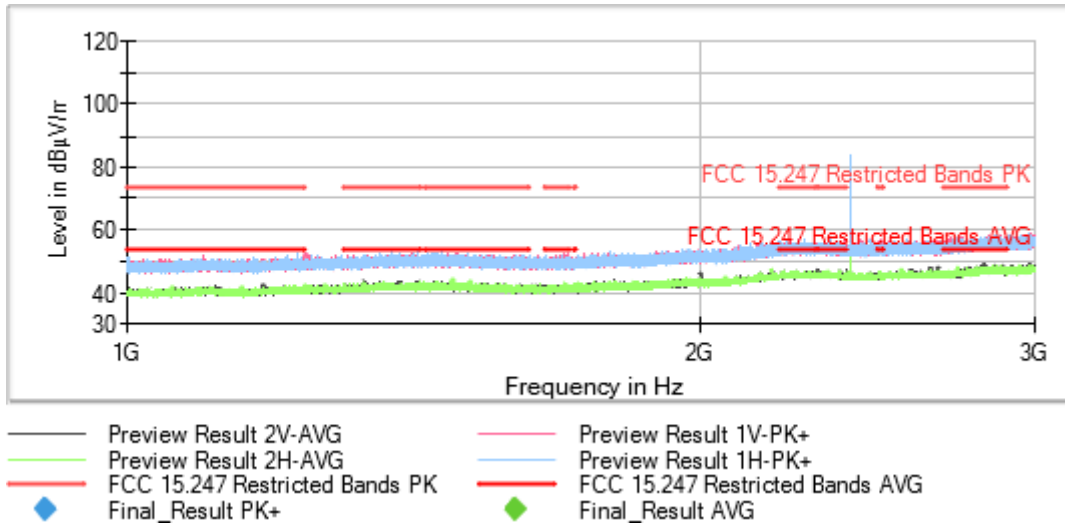
**Tables:**

Spectrum Analyzer Parameters

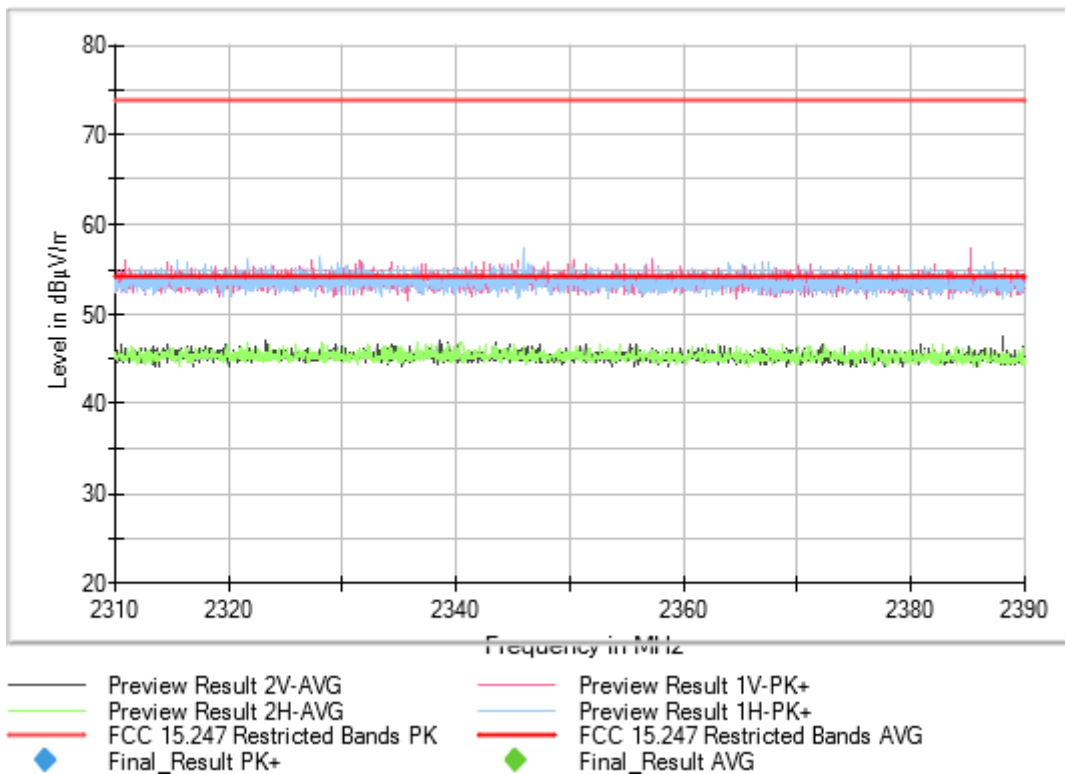
	Subrange	Step Size	Detectors	Bandwidth	Sweep Time	Preamp
	Receiver: [ESR 7]					
	30 MHz - 1 GHz	30,312 kHz	PK+	100 kHz	1 s	0 dB

Frequency Range GHz = [1, 3]      Equipment Type = Frequency Hopping Spread Spectrum systems (DSS)  
 Modulation = BT (GFSK 1-DH5)      Frequency MHz = 2402.00000  
 Mode = SISO      Measurement Point = 1  
 Active Port = 1

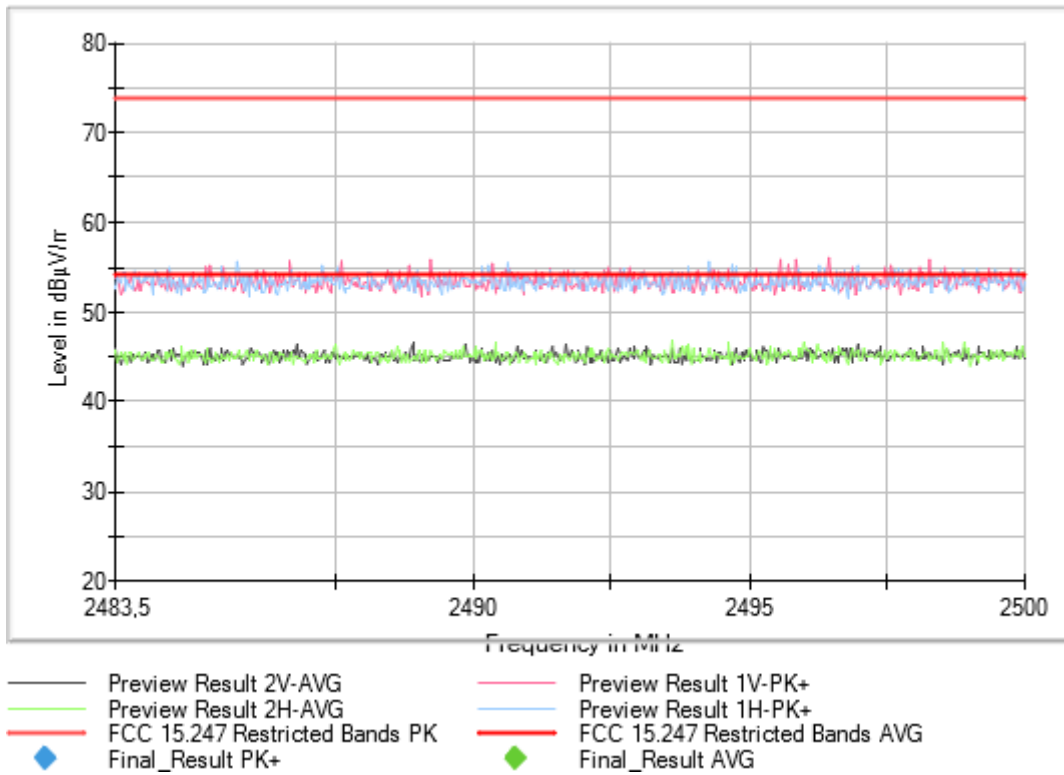
Images:



Full Spectrum



Full Spectrum



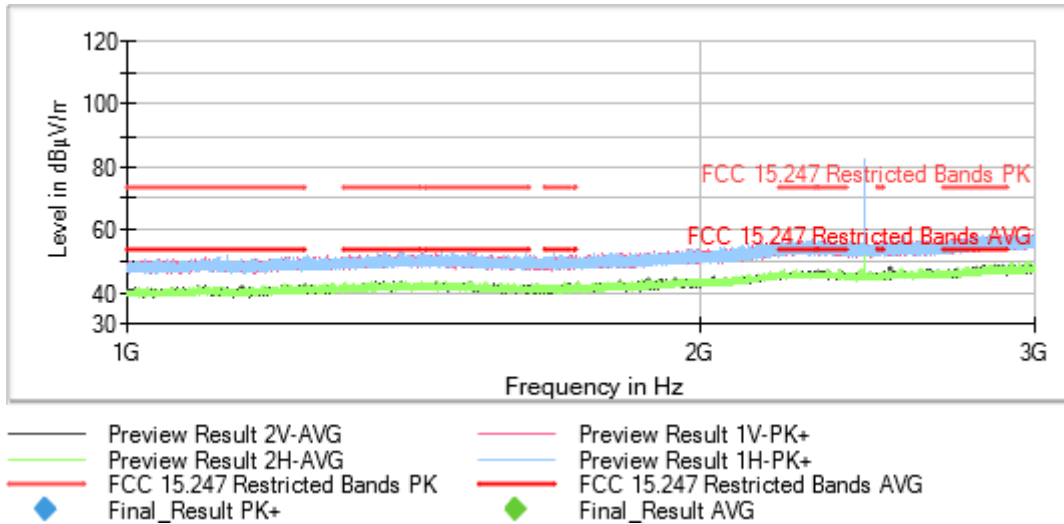
**Tables:**

Spectrum Analyzer Parameters

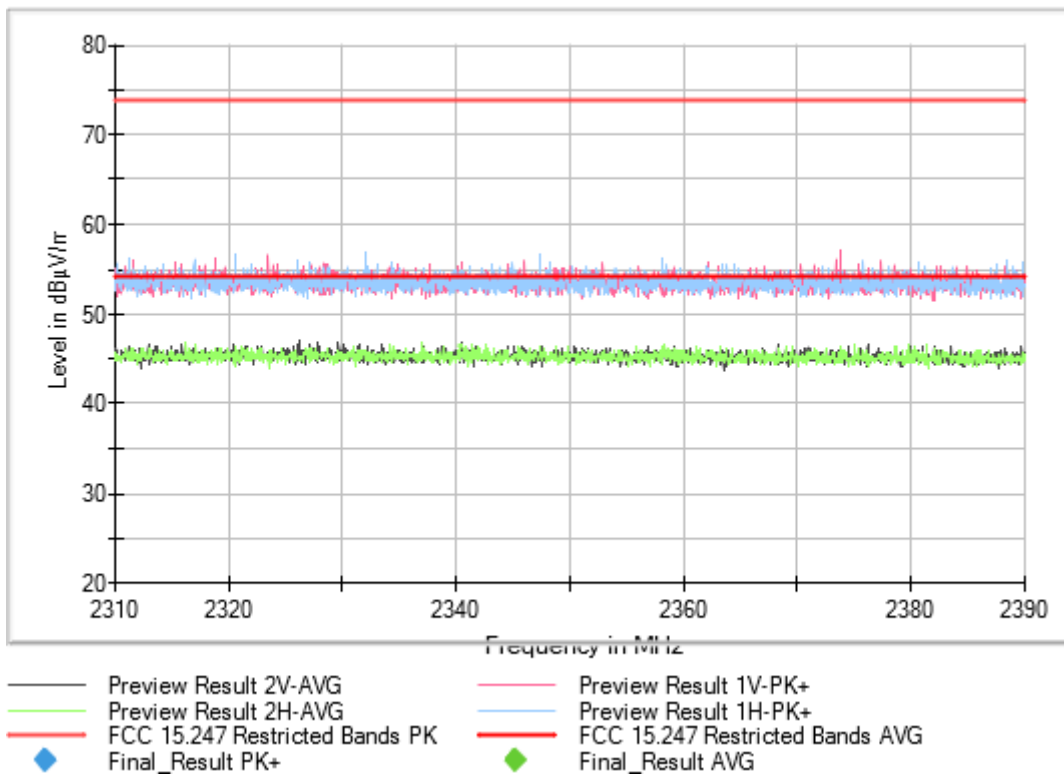
	Subrange	Step Size	Detectors	Bandwidth	Sweep Time	Preamp
	Receiver: [FSW 50]					
	1 GHz - 3 GHz	30,769 kHz	PK+ ; AVG	1 MHz	1 s	0 dB

Frequency Range GHz = [1, 3]      Equipment Type = Frequency Hopping Spread Spectrum systems (DSS)  
 Modulation = BT (GFSK 1-DH5)      Frequency MHz = 2441.00000  
 Mode = SISO      Measurement Point = 1  
 Active Port = 1

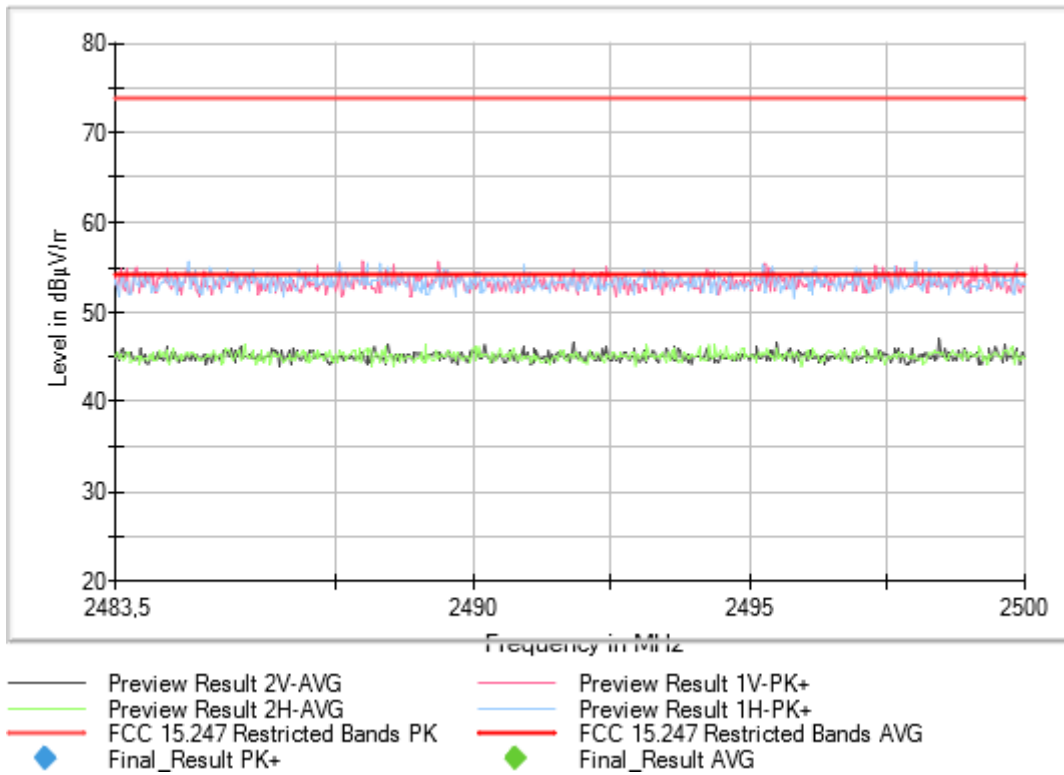
Images:



Full Spectrum



Full Spectrum



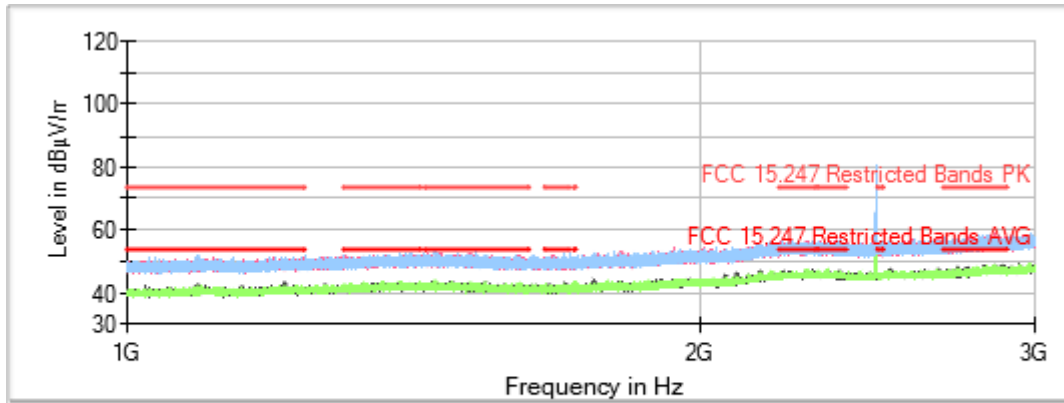
**Tables:**

Spectrum Analyzer Parameters

	Subrange	Step Size	Detectors	Bandwidth	Sweep Time	Preamp
	Receiver: [FSW 50]					
	1 GHz - 3 GHz	30,769 kHz	PK+ ; AVG	1 MHz	1 s	0 dB

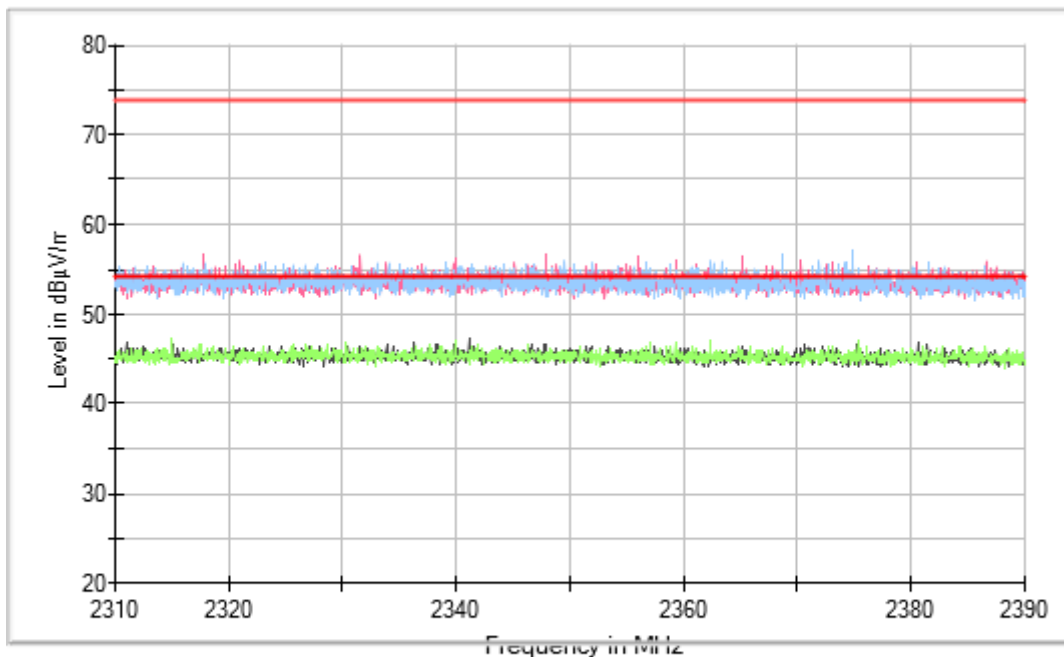
Frequency Range GHz = [1, 3]      Equipment Type = Frequency Hopping Spread Spectrum systems (DSS)  
 Modulation = BT (GFSK 1-DH5)      Frequency MHz = 2480.00000  
 Mode = SISO      Measurement Point = 1  
 Active Port = 1

**Images:**



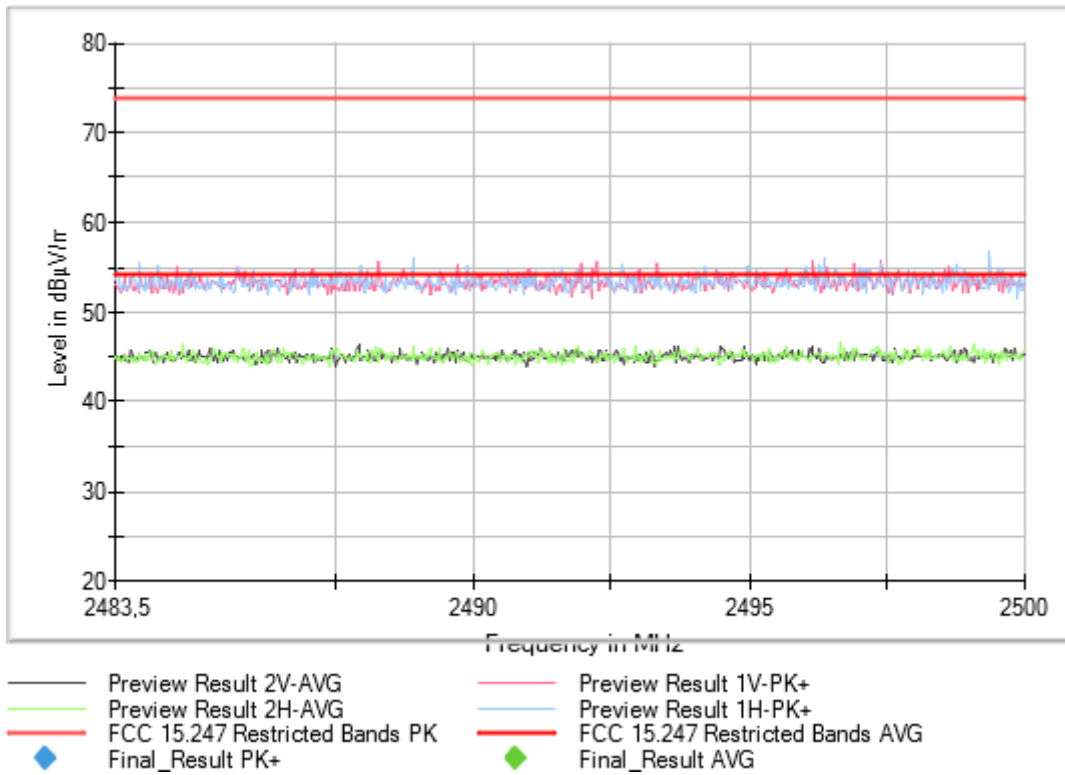
- Preview Result 2V-AVG
- Preview Result 2H-AVG
- Preview Result 1V-PK+
- Preview Result 1H-PK+
- FCC 15.247 Restricted Bands PK
- FCC 15.247 Restricted Bands AVG
- ◆ Final\_Result PK+
- ◆ Final\_Result AVG

Full Spectrum



- Preview Result 2V-AVG
- Preview Result 2H-AVG
- Preview Result 1V-PK+
- Preview Result 1H-PK+
- FCC 15.247 Restricted Bands PK
- FCC 15.247 Restricted Bands AVG
- ◆ Final\_Result PK+
- ◆ Final\_Result AVG

Full Spectrum



**Tables:**

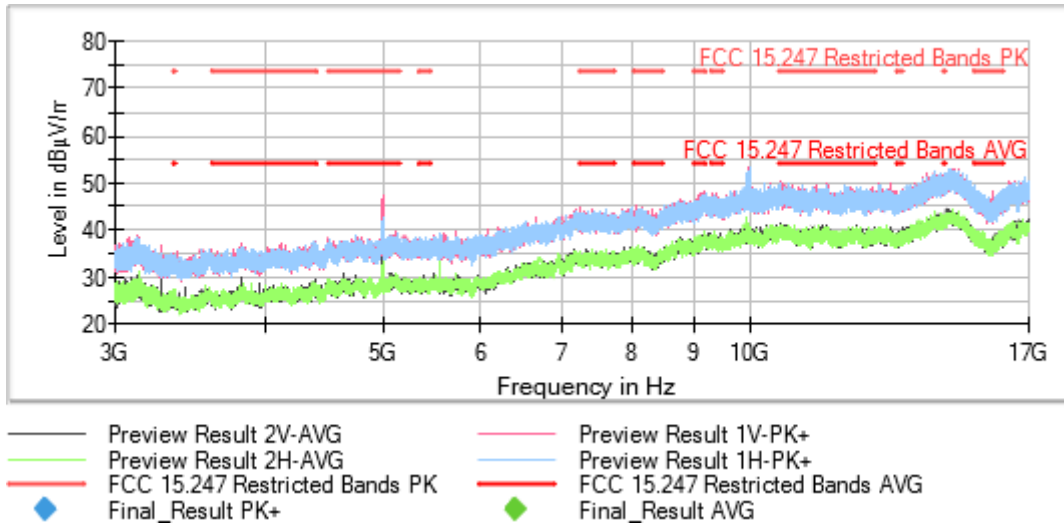
Spectrum Analyzer Parameters

	Subrange	Step Size	Detectors	Bandwidth	Sweep Time	Preamp
	Receiver: [FSW 50]					
	1 GHz - 3 GHz	30,769 kHz	PK+ ; AVG	1 MHz	1 s	0 dB



Frequency Range GHz = [3, 17]    Equipment Type = Frequency Hopping Spread Spectrum systems (DSS)  
 Modulation = BT (GFSK 1-DH5)    Frequency MHz = 2402.00000  
 Mode = SISO    Measurement Point = 1  
 Active Port = 1

**Images:**



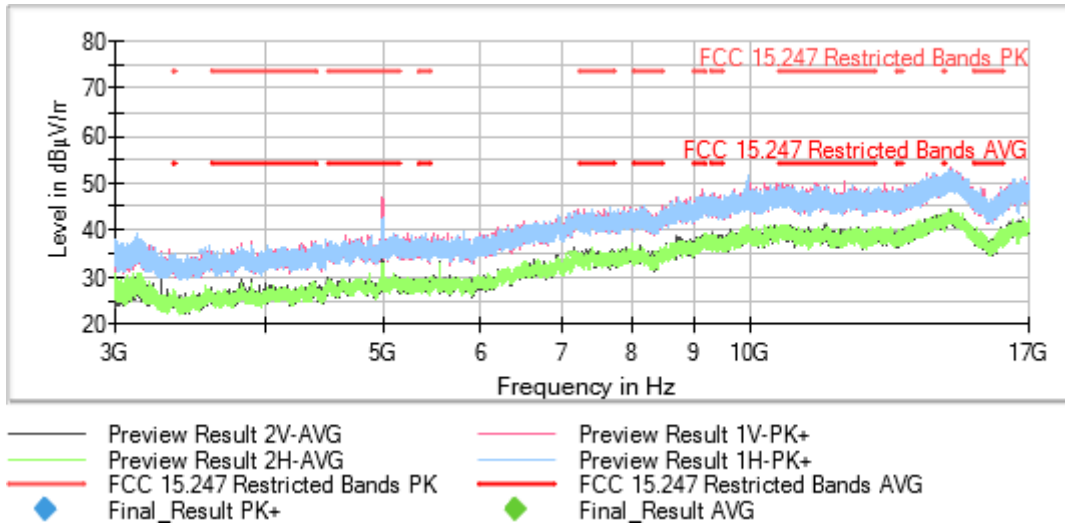
**Tables:**

Spectrum Analyzer Parameters

	Subrange	Step Size	Detectors	Bandwidth	Sweep Time	Preamp
	Receiver: [FSW 50]					
	3 GHz - 17 GHz	140 kHz	PK+ ; AVG	1 MHz	1 s	0 dB

Frequency Range GHz = [3, 17]    Equipment Type = Frequency Hopping Spread Spectrum systems (DSS)  
 Modulation = BT (GFSK 1-DH5)    Frequency MHz = 2441.00000  
 Mode = SISO    Measurement Point = 1  
 Active Port = 1

**Images:**



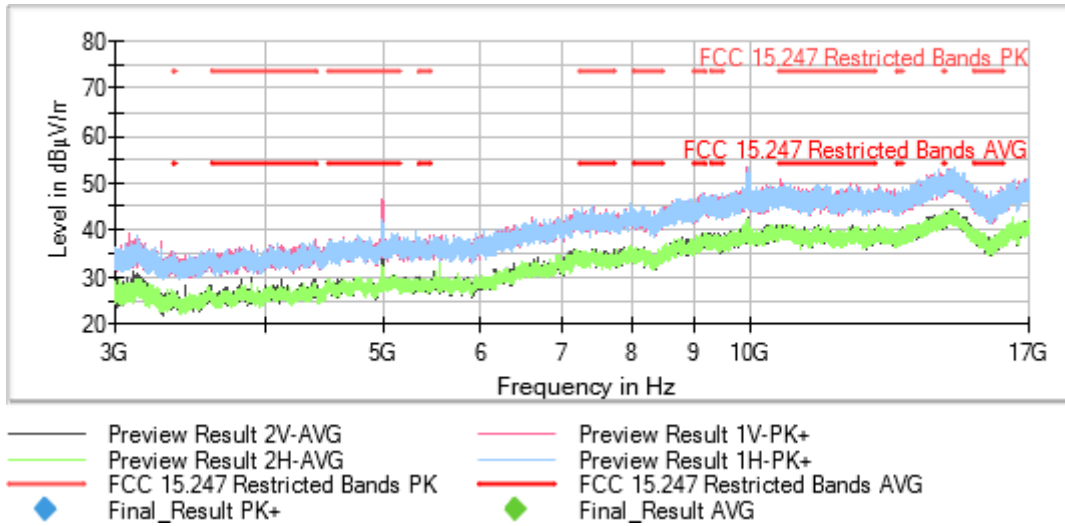
**Tables:**

Spectrum Analyzer Parameters

	Subrange	Step Size	Detectors	Bandwidth	Sweep Time	Preamp
	Receiver: [FSW 50]					
	3 GHz - 17 GHz	140 kHz	PK+ ; AVG	1 MHz	1 s	0 dB

Frequency Range GHz = [3, 17]    Equipment Type = Frequency Hopping Spread Spectrum systems (DSS)  
 Modulation = BT (GFSK 1-DH5)    Frequency MHz = 2480.00000  
 Mode = SISO    Measurement Point = 1  
 Active Port = 1

**Images:**



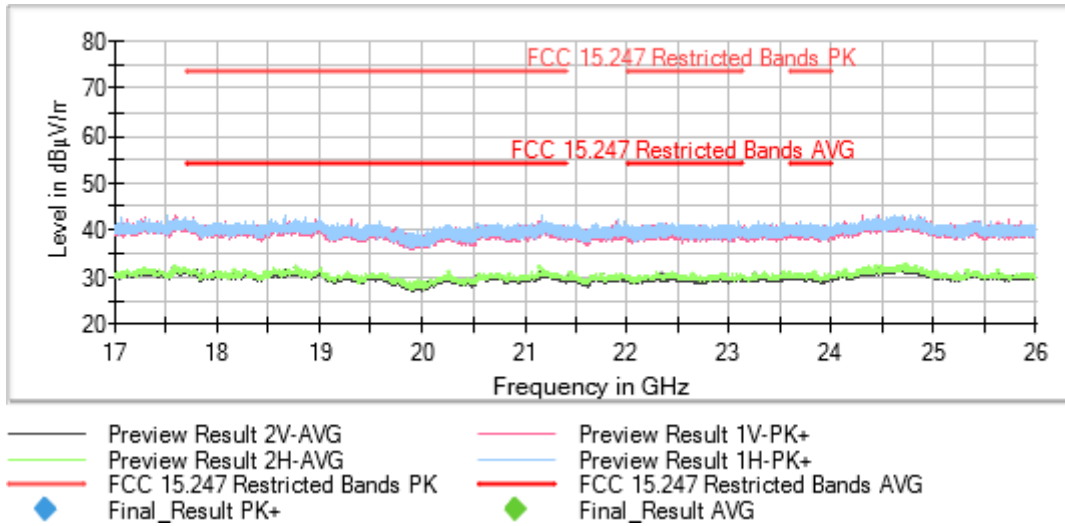
**Tables:**

Spectrum Analyzer Parameters

	Subrange	Step Size	Detectors	Bandwidth	Sweep Time	Preamp
	Receiver: [FSW 50]					
	3 GHz - 17 GHz	140 kHz	PK+ ; AVG	1 MHz	1 s	0 dB

Frequency Range GHz = [17, 26]    Equipment Type = Digital Transmission System (DTS)  
 Modulation = BT (GFSK 1-DH5)    Frequency MHz = 2402.00000  
 Mode = SISO    Measurement Point = 1  
 Active Port = 1

**Images:**



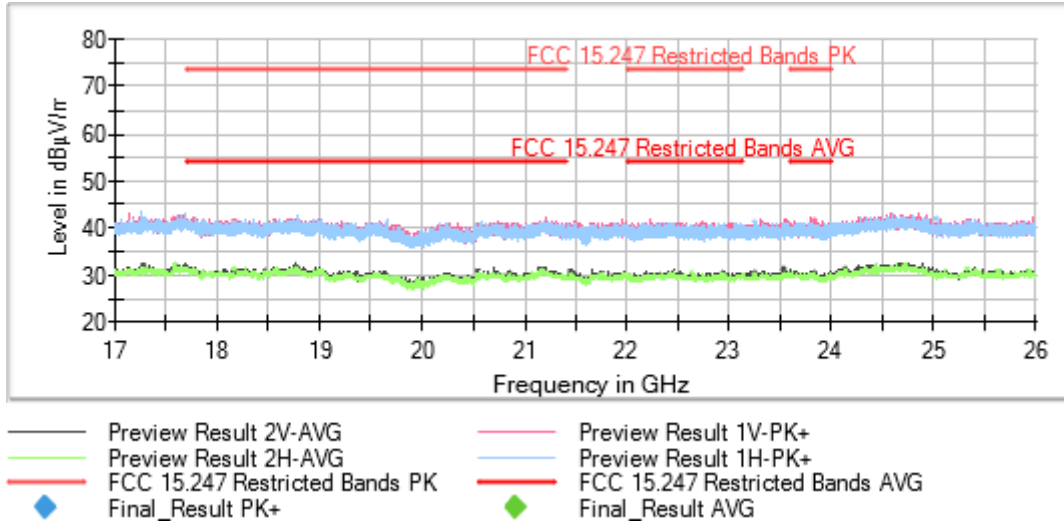
**Tables:**

Spectrum Analyzer Parameters

	Subrange	Step Size	Detectors	Bandwidth	Sweep Time	Preamp
	Receiver: [FSW 50]					
	17 GHz - 26 GHz	300 kHz	PK+ ; AVG	1 MHz	1 s	0 dB

Frequency Range GHz = [17, 26]    Equipment Type = Digital Transmission System (DTS)  
 Modulation = BT (GFSK 1-DH5)    Frequency MHz = 2442.00000  
 Mode = SISO    Measurement Point = 1  
 Active Port = 1

**Images:**



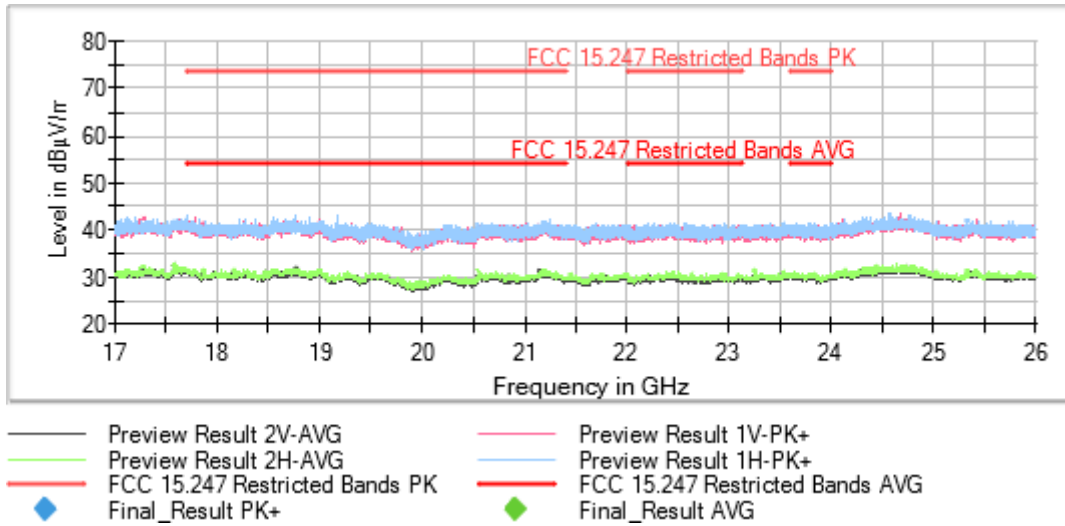
**Tables:**

Spectrum Analyzer Parameters

	Subrange	Step Size	Detectors	Bandwidth	Sweep Time	Preamp
	Receiver: [FSW 50]					
	17 GHz - 26 GHz	300 kHz	PK+ ; AVG	1 MHz	1 s	0 dB

Frequency Range GHz = [17, 26]    Equipment Type = Digital Transmission System (DTS)  
 Modulation = BT (GFSK 1-DH5)    Frequency MHz = 2480.00000  
 Mode = SISO    Measurement Point = 1  
 Active Port = 1

**Images:**



**Tables:**

Spectrum Analyzer Parameters

	Subrange	Step Size	Detectors	Bandwidth	Sweep Time	Preamp
	Receiver: [FSW 50]					
	17 GHz - 26 GHz	300 kHz	PK+ ; AVG	1 MHz	1 s	0 dB

Mode: SISO

Modulation: BT (8DPSK 3-DH5)

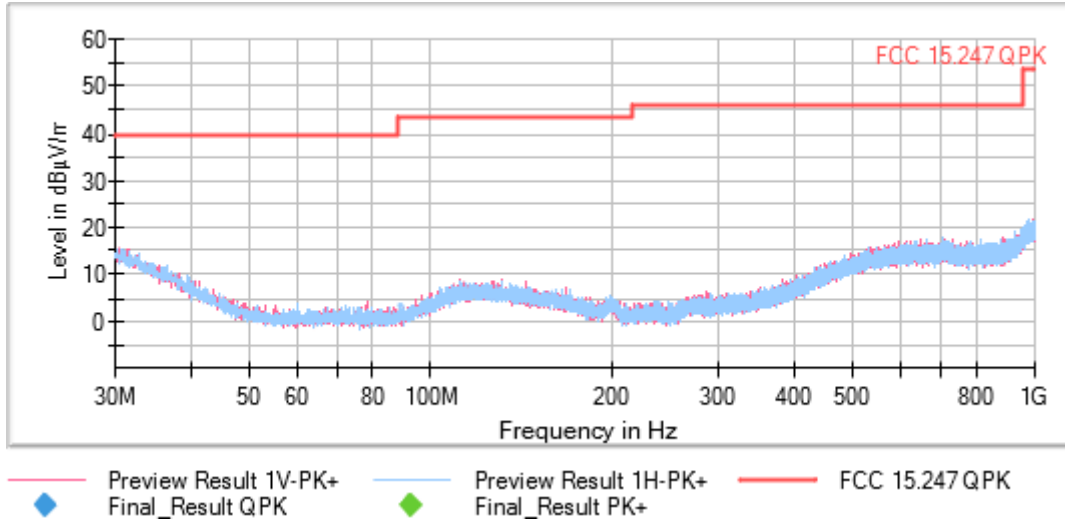
**Verdict**

Pass

**Attachments**

Frequency Range GHz = [0.03, 1]    Equipment Type = Digital Transmission System (DTS)  
 Modulation = BT (8DPSK 3-DH5)    Frequency MHz = 2402.00000  
 Mode = SISO    Measurement Point = 1  
 Active Port = 1

**Images:**



**Tables:**

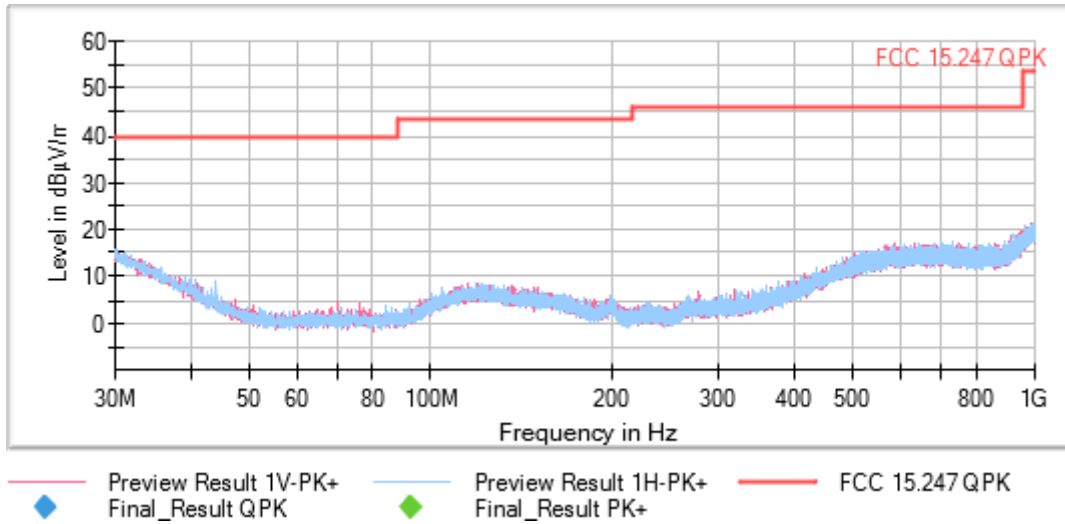
Spectrum Analyzer Parameters

	Subrange	Step Size	Detectors	Bandwidth	Sweep Time	Preamp
Receiver:	[ESR 7]					
	30 MHz - 1 GHz	30,312 kHz	PK+	100 kHz	1 s	0 dB



Frequency Range GHz = [0.03, 1] Equipment Type = Digital Transmission System (DTS)  
 Modulation = BT (8DPSK 3-DH5) Frequency MHz = 2441.00000  
 Mode = SISO Measurement Point = 1  
 Active Port = 1

**Images:**



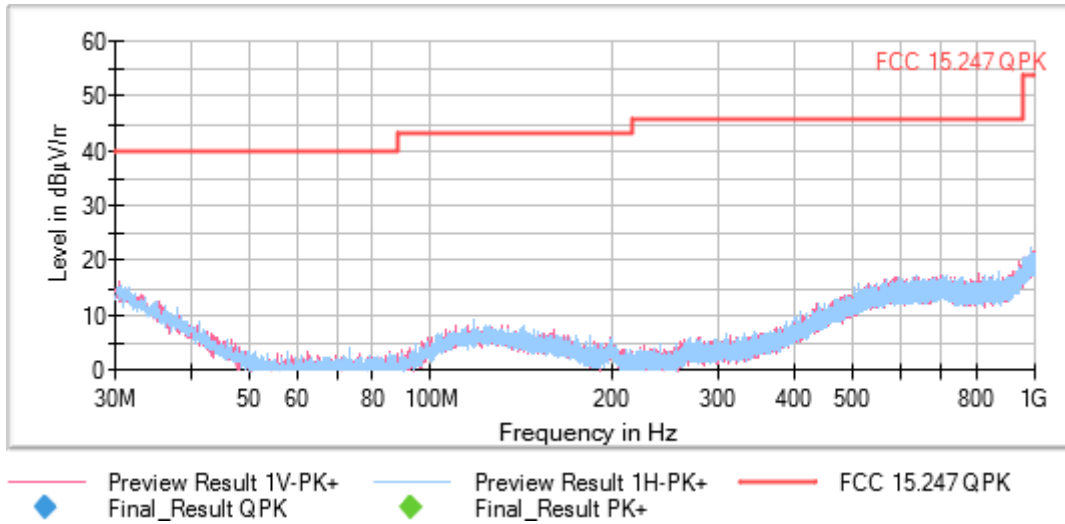
**Tables:**

Spectrum Analyzer Parameters

	Subrange	Step Size	Detectors	Bandwidth	Sweep Time	Preamp
	Receiver: [ESR 7]					
	30 MHz - 1 GHz	30,312 kHz	PK+	100 kHz	1 s	0 dB

Frequency Range GHz = [0.03, 1]    Equipment Type = Digital Transmission System (DTS)  
 Modulation = BT (8DPSK 3-DH5)    Frequency MHz = 2480.00000  
 Mode = SISO    Measurement Point = 1  
 Active Port = 1

**Images:**



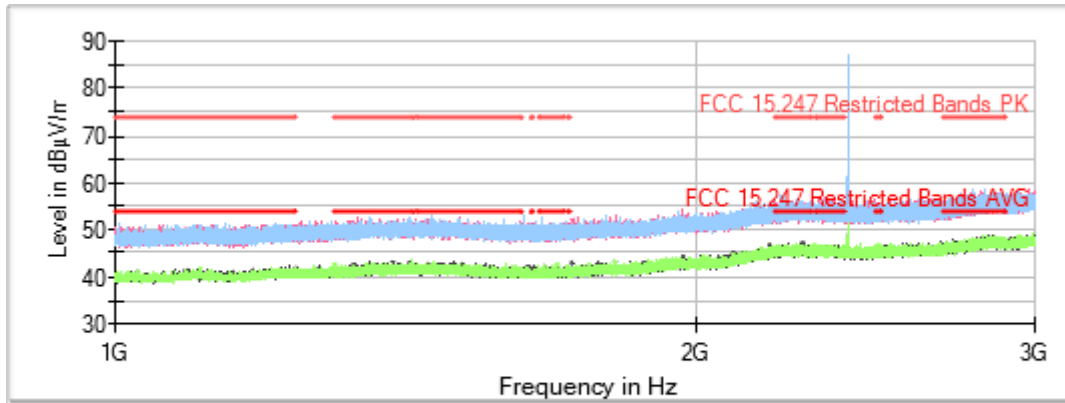
**Tables:**

Spectrum Analyzer Parameters

	Subrange	Step Size	Detectors	Bandwidth	Sweep Time	Preamp
	Receiver: [ESR 7]					
	30 MHz - 1 GHz	30,312 kHz	PK+	100 kHz	1 s	0 dB

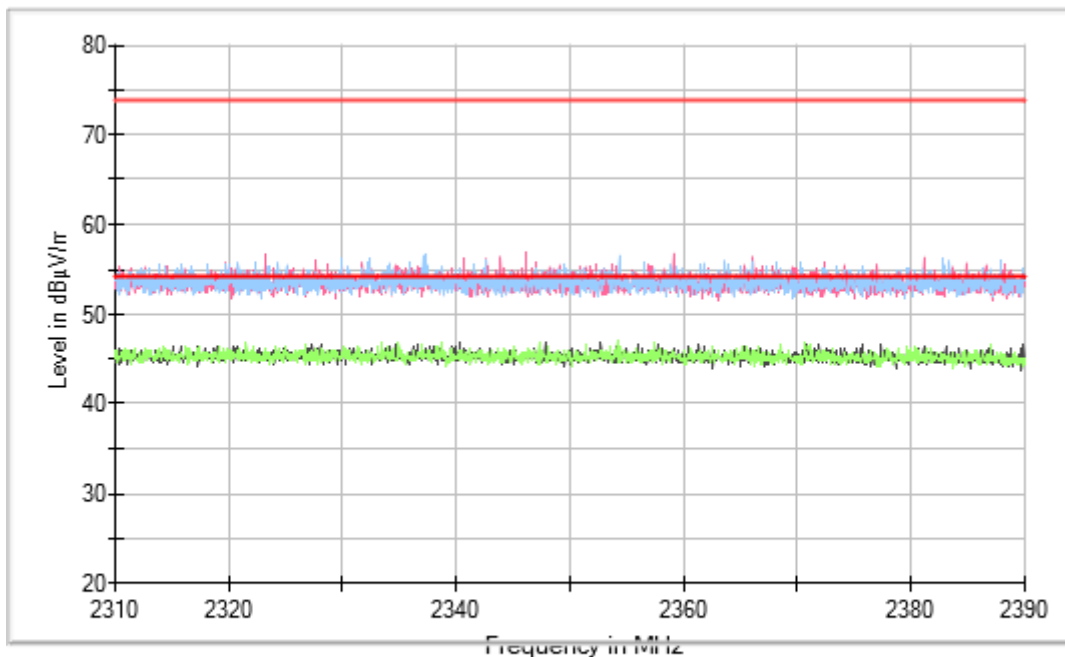
Frequency Range GHz = [1, 3]      Equipment Type = Frequency Hopping Spread Spectrum systems (DSS)  
 Modulation = BT (8DPSK 3-DH5)      Frequency MHz = 2402.00000  
 Mode = SISO      Measurement Point = 1  
 Active Port = 1

**Images:**



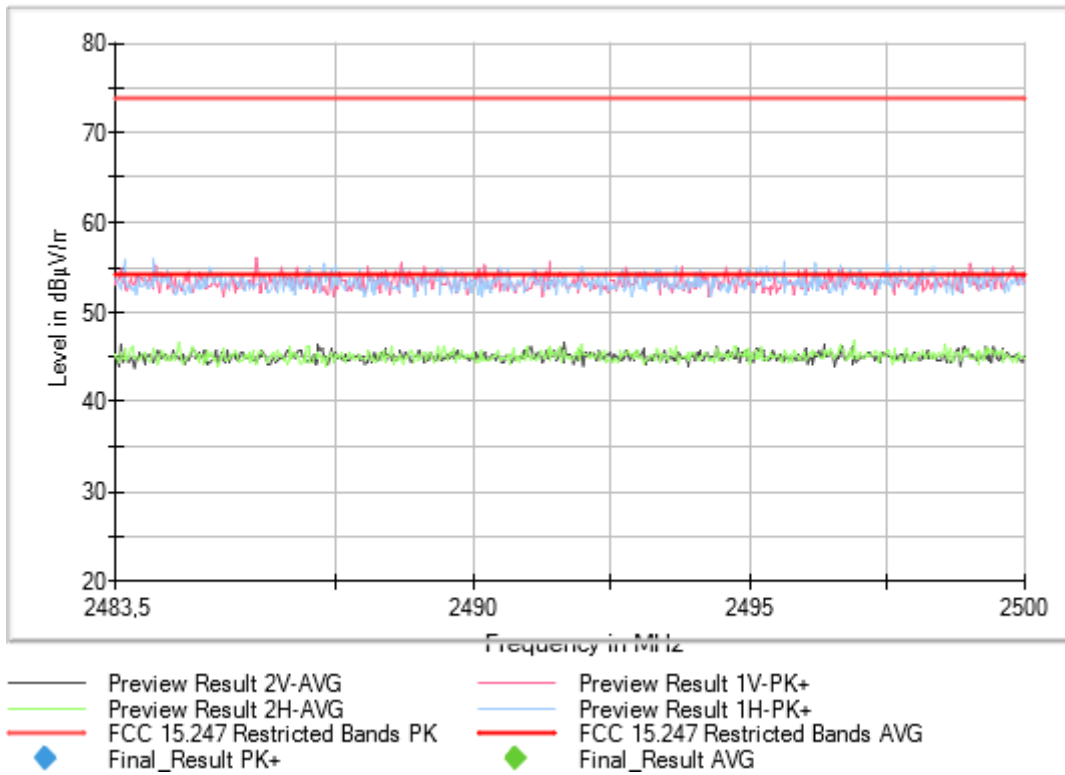
- Preview Result 2V-AVG
- Preview Result 2H-AVG
- FCC 15.247 Restricted Bands PK
- ◆ Final\_Result PK+
- Preview Result 1V-PK+
- Preview Result 1H-PK+
- FCC 15.247 Restricted Bands AVG
- ◆ Final\_Result AVG

Full Spectrum



- Preview Result 2V-AVG
- Preview Result 2H-AVG
- FCC 15.247 Restricted Bands PK
- ◆ Final\_Result PK+
- Preview Result 1V-PK+
- Preview Result 1H-PK+
- FCC 15.247 Restricted Bands AVG
- ◆ Final\_Result AVG

Full Spectrum



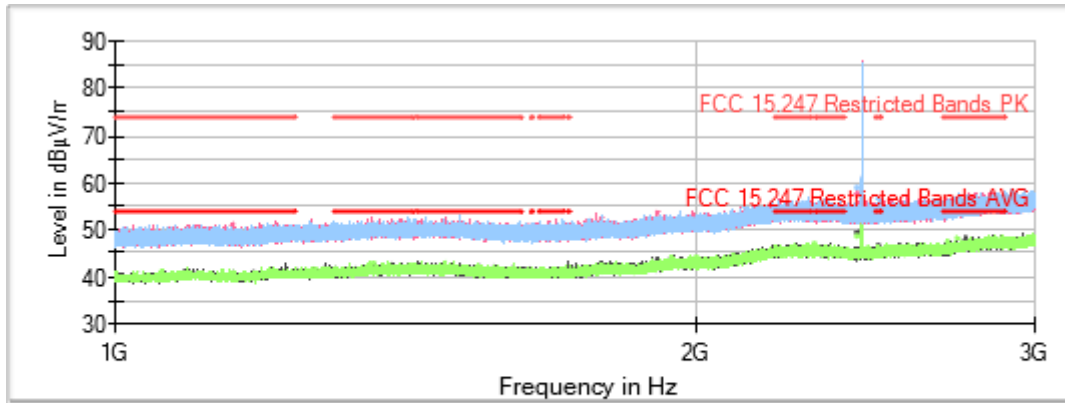
**Tables:**

Spectrum Analyzer Parameters

	Subrange	Step Size	Detectors	Bandwidth	Sweep Time	Preamp
	Receiver: [FSW 50]					
	1 GHz - 3 GHz	30,769 kHz	PK+ ; AVG	1 MHz	1 s	0 dB

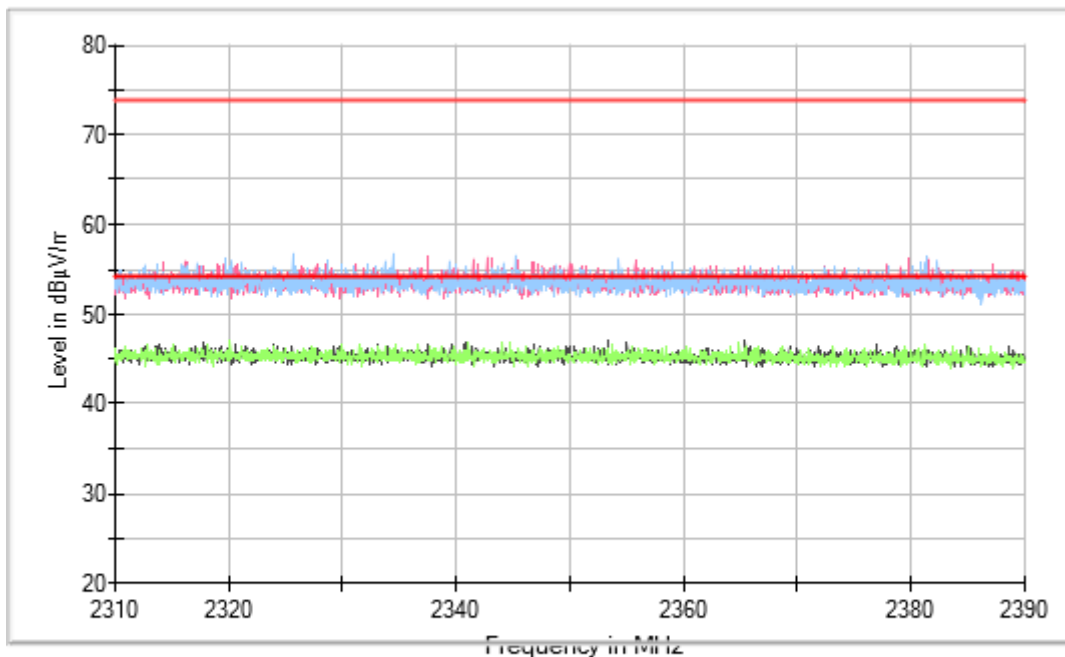
Frequency Range GHz = [1, 3]      Equipment Type = Frequency Hopping Spread Spectrum systems (DSS)  
 Modulation = BT (8DPSK 3-DH5)      Frequency MHz = 2441.00000  
 Mode = SISO      Measurement Point = 1  
 Active Port = 1

Images:



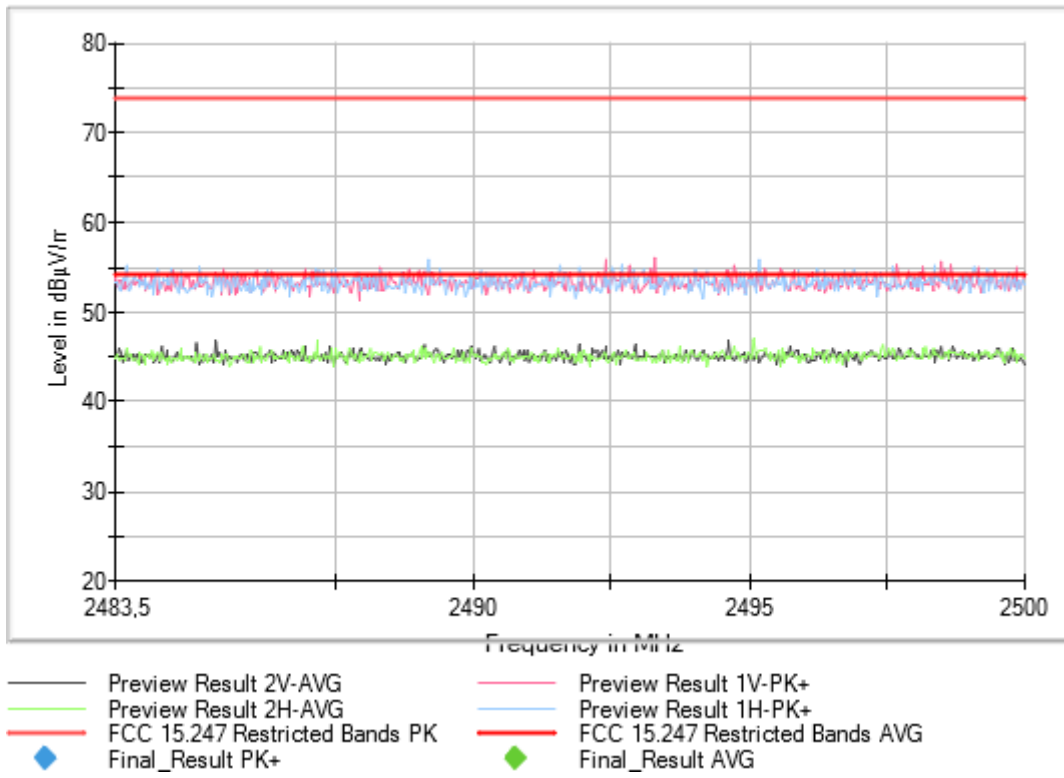
- Preview Result 2V-AVG
- Preview Result 2H-AVG
- FCC 15.247 Restricted Bands PK
- ◆ Final\_Result PK+
- Preview Result 1V-PK+
- Preview Result 1H-PK+
- FCC 15.247 Restricted Bands AVG
- ◆ Final\_Result AVG

Full Spectrum



- Preview Result 2V-AVG
- Preview Result 2H-AVG
- FCC 15.247 Restricted Bands PK
- ◆ Final\_Result PK+
- Preview Result 1V-PK+
- Preview Result 1H-PK+
- FCC 15.247 Restricted Bands AVG
- ◆ Final\_Result AVG

Full Spectrum



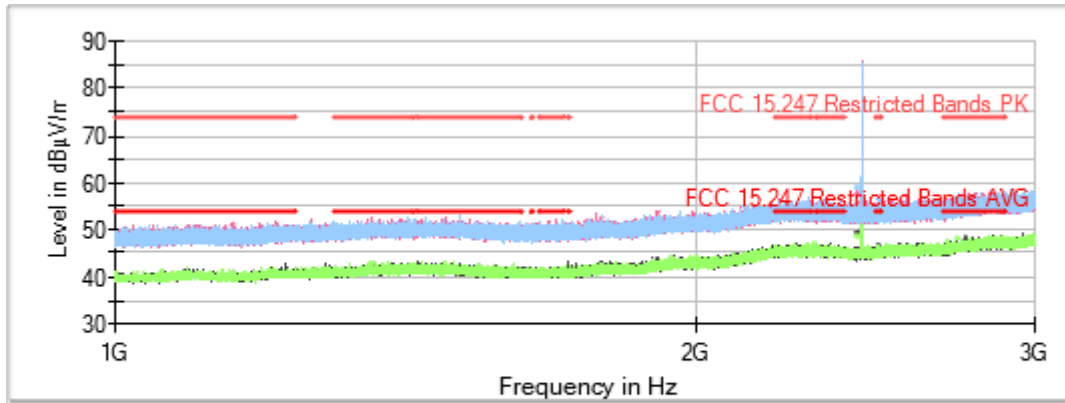
**Tables:**

Spectrum Analyzer Parameters

	Subrange	Step Size	Detectors	Bandwidth	Sweep Time	Preamp
	Receiver: [FSW 50]					
	1 GHz - 3 GHz	30,769 kHz	PK+ ; AVG	1 MHz	1 s	0 dB

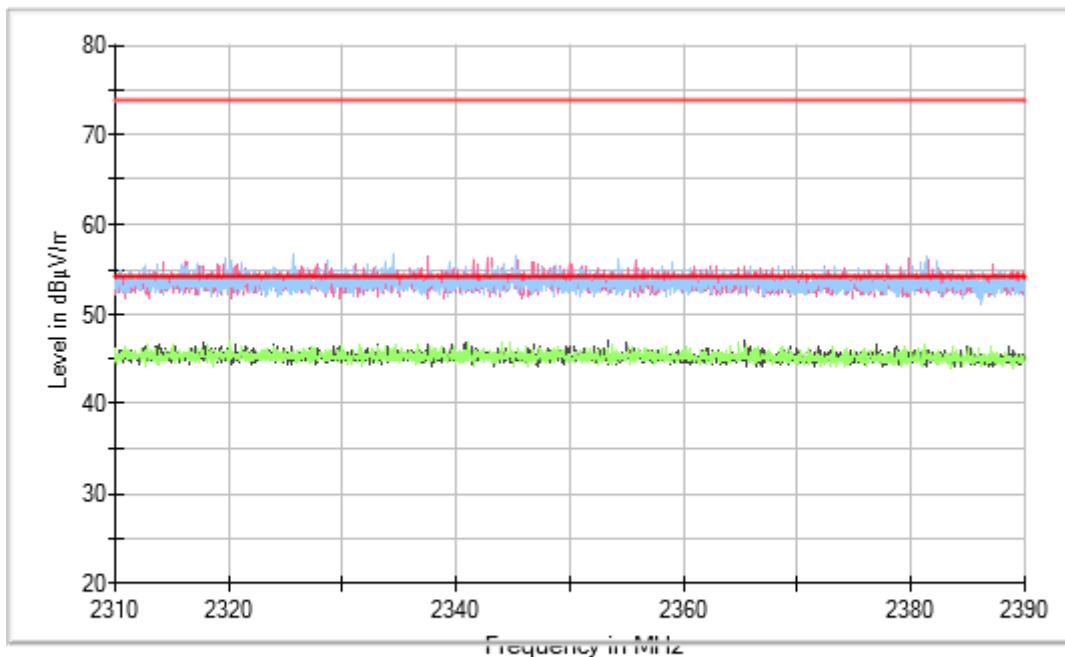
Frequency Range GHz = [1, 3]      Equipment Type = Frequency Hopping Spread Spectrum systems (DSS)  
 Modulation = BT (8DPSK 3-DH5)      Frequency MHz = 2441.00000  
 Mode = SISO      Measurement Point = 1  
 Active Port = 1

Images:



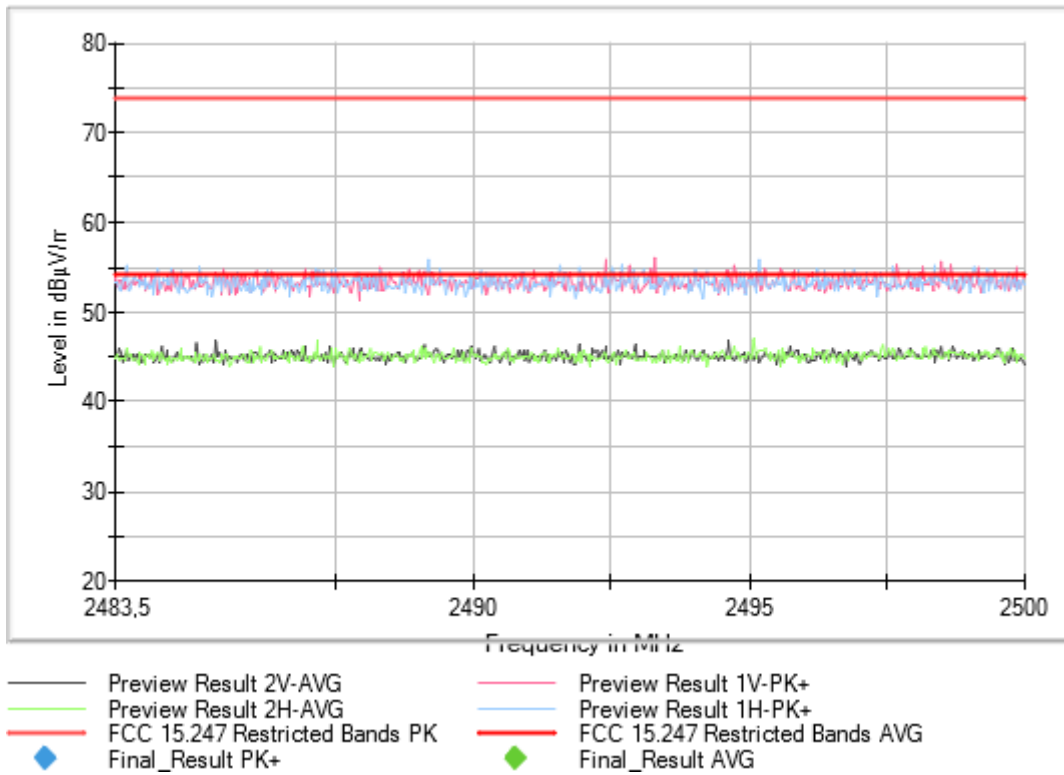
- Preview Result 2V-AVG
- Preview Result 2H-AVG
- FCC 15.247 Restricted Bands PK
- ◆ Final\_Result PK+
- Preview Result 1V-PK+
- Preview Result 1H-PK+
- FCC 15.247 Restricted Bands AVG
- ◆ Final\_Result AVG

Full Spectrum



- Preview Result 2V-AVG
- Preview Result 2H-AVG
- FCC 15.247 Restricted Bands PK
- ◆ Final\_Result PK+
- Preview Result 1V-PK+
- Preview Result 1H-PK+
- FCC 15.247 Restricted Bands AVG
- ◆ Final\_Result AVG

Full Spectrum



**Tables:**

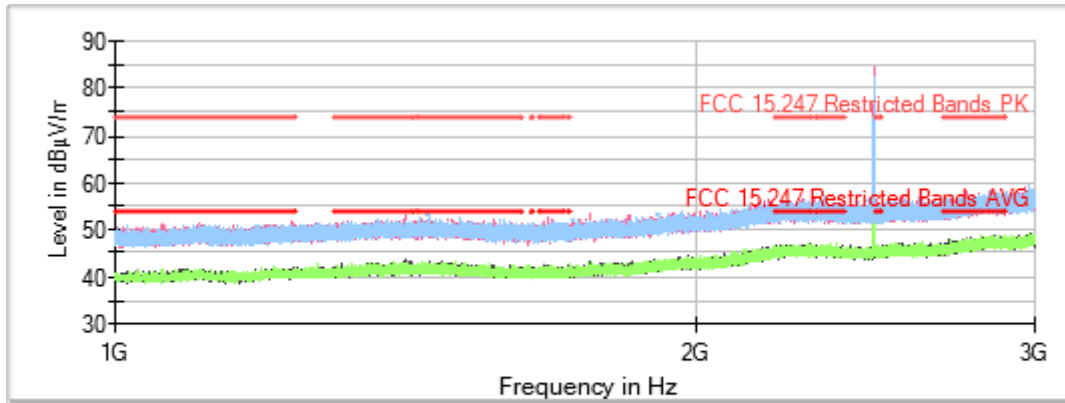
Spectrum Analyzer Parameters

	Subrange	Step Size	Detectors	Bandwidth	Sweep Time	Preamp
	Receiver: [FSW 50]					
	1 GHz - 3 GHz	30,769 kHz	PK+ ; AVG	1 MHz	1 s	0 dB



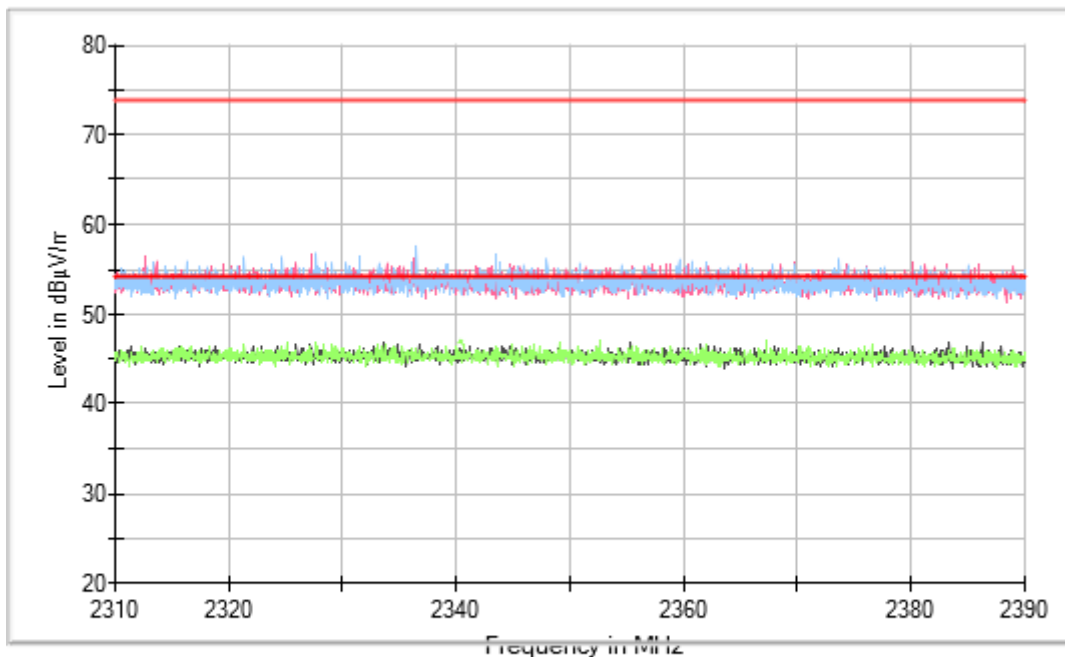
Frequency Range GHz = [1, 3]      Equipment Type = Frequency Hopping Spread Spectrum systems (DSS)  
 Modulation = BT (8DPSK 3-DH5)      Frequency MHz = 2480.00000  
 Mode = SISO      Measurement Point = 1  
 Active Port = 1

Images:



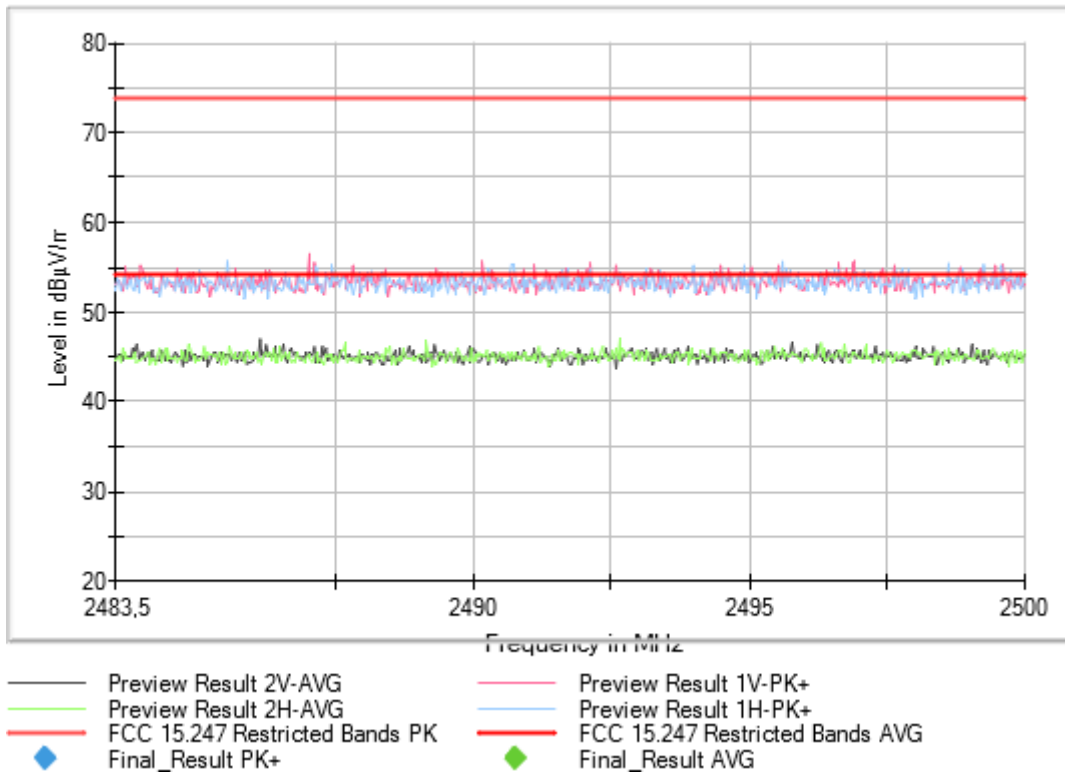
- Preview Result 2V-AVG
- Preview Result 2H-AVG
- FCC 15.247 Restricted Bands PK
- ◆ Final\_Result PK+
- Preview Result 1V-PK+
- Preview Result 1H-PK+
- FCC 15.247 Restricted Bands AVG
- ◆ Final\_Result AVG

Full Spectrum



- Preview Result 2V-AVG
- Preview Result 2H-AVG
- FCC 15.247 Restricted Bands PK
- ◆ Final\_Result PK+
- Preview Result 1V-PK+
- Preview Result 1H-PK+
- FCC 15.247 Restricted Bands AVG
- ◆ Final\_Result AVG

Full Spectrum



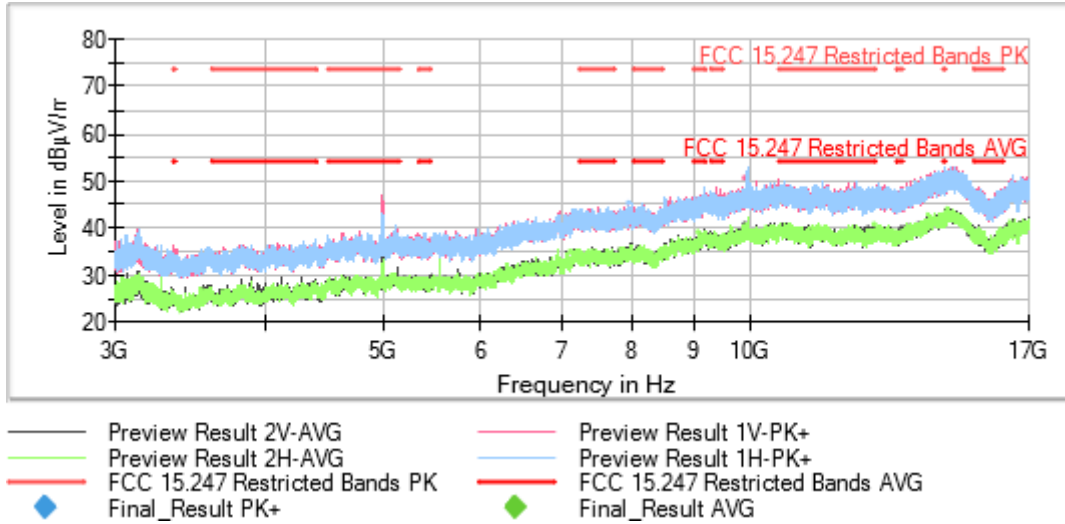
**Tables:**

Spectrum Analyzer Parameters

	Subrange	Step Size	Detectors	Bandwidth	Sweep Time	Preamp
	Receiver: [FSW 50]					
	1 GHz - 3 GHz	30,769 kHz	PK+ ; AVG	1 MHz	1 s	0 dB

Frequency Range GHz = [3, 17]    Equipment Type = Frequency Hopping Spread Spectrum systems (DSS)  
 Modulation = BT (8DPSK 3-DH5)    Frequency MHz = 2402.00000  
 Mode = SISO    Measurement Point = 1  
 Active Port = 1

**Images:**



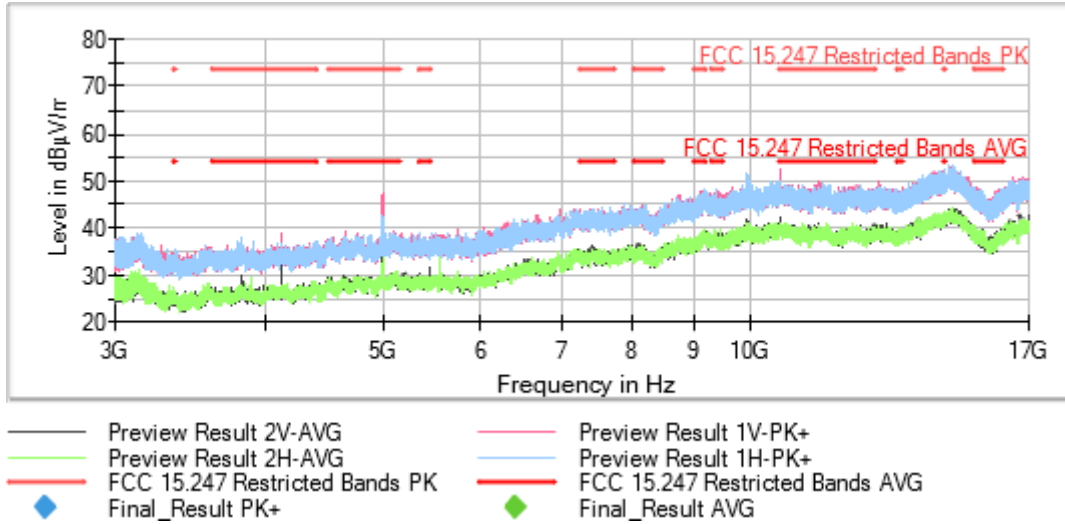
**Tables:**

Spectrum Analyzer Parameters

	Subrange	Step Size	Detectors	Bandwidth	Sweep Time	Preamp
	Receiver: [FSW 50]					
	3 GHz - 17 GHz	140 kHz	PK+ ; AVG	1 MHz	1 s	0 dB

Frequency Range GHz = [3, 17]    Equipment Type = Frequency Hopping Spread Spectrum systems (DSS)  
 Modulation = BT (8DPSK 3-DH5)    Frequency MHz = 2441.00000  
 Mode = SISO    Measurement Point = 1  
 Active Port = 1

**Images:**



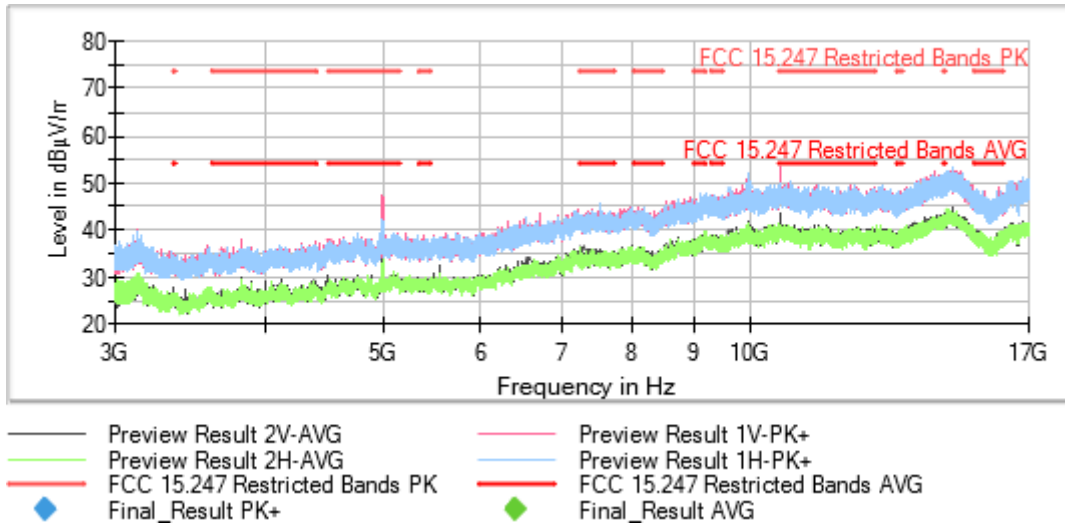
**Tables:**

Spectrum Analyzer Parameters

	Subrange	Step Size	Detectors	Bandwidth	Sweep Time	Preamp
	Receiver: [FSW 50]					
	3 GHz - 17 GHz	140 kHz	PK+ ; AVG	1 MHz	1 s	0 dB

Frequency Range GHz = [3, 17]    Equipment Type = Frequency Hopping Spread Spectrum systems (DSS)  
 Modulation = BT (8DPSK 3-DH5)    Frequency MHz = 2480.00000  
 Mode = SISO    Measurement Point = 1  
 Active Port = 1

**Images:**



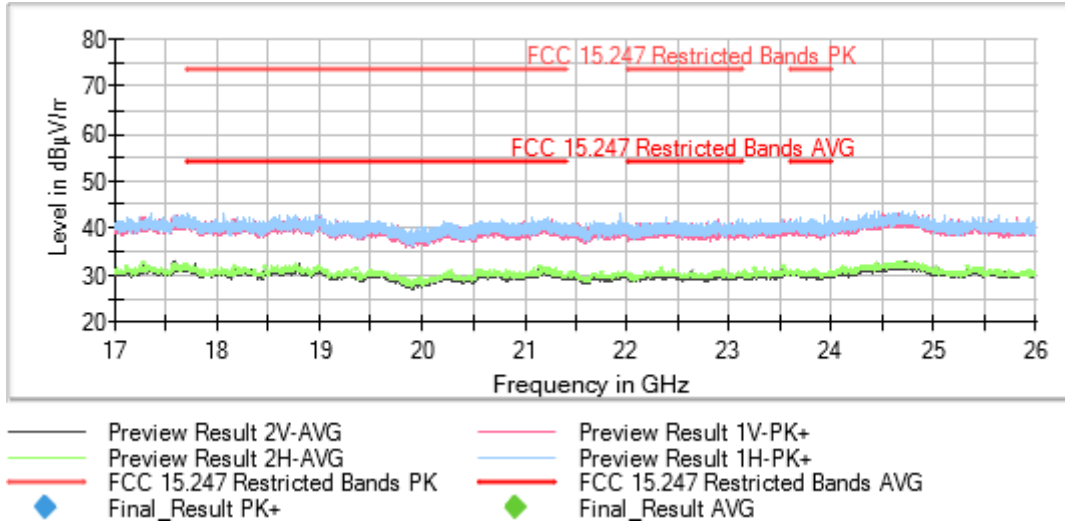
**Tables:**

Spectrum Analyzer Parameters

	Subrange	Step Size	Detectors	Bandwidth	Sweep Time	Preamp
	Receiver: [FSW 50]					
	3 GHz - 17 GHz	140 kHz	PK+ ; AVG	1 MHz	1 s	0 dB

Frequency Range GHz = [17, 26]    Equipment Type = Digital Transmission System (DTS)  
 Modulation = BT (8DPSK 3-DH5)    Frequency MHz = 2402.00000  
 Mode = SISO    Measurement Point = 1  
 Active Port = 1

**Images:**



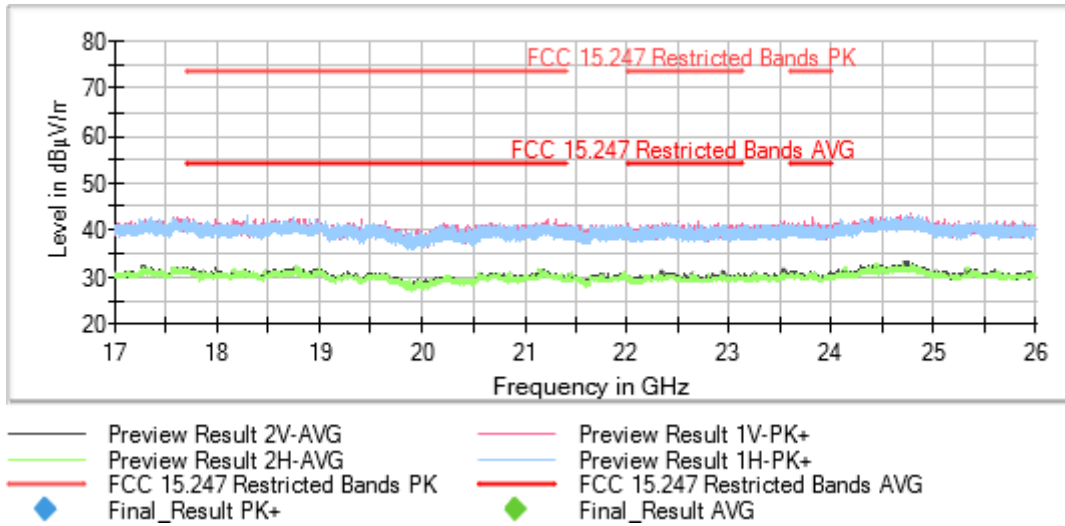
**Tables:**

Spectrum Analyzer Parameters

	Subrange	Step Size	Detectors	Bandwidth	Sweep Time	Preamp
	Receiver: [FSW 50]					
	17 GHz - 26 GHz	300 kHz	PK+ ; AVG	1 MHz	1 s	0 dB

Frequency Range GHz = [17, 26]    Equipment Type = Digital Transmission System (DTS)  
 Modulation = BT (8DPSK 3-DH5)    Frequency MHz = 2442.00000  
 Mode = SISO    Measurement Point = 1  
 Active Port = 1

**Images:**



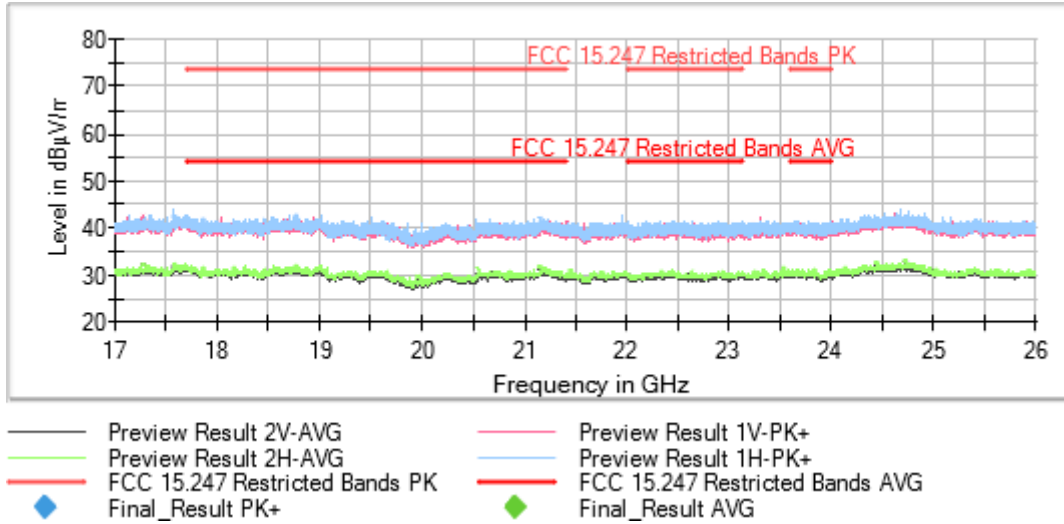
**Tables:**

Spectrum Analyzer Parameters

	Subrange	Step Size	Detectors	Bandwidth	Sweep Time	Preamp
	Receiver: [FSW 50]					
	17 GHz - 26 GHz	300 kHz	PK+ ; AVG	1 MHz	1 s	0 dB

Frequency Range GHz = [17, 26]    Equipment Type = Digital Transmission System (DTS)  
 Modulation = BT (8DPSK 3-DH5)    Frequency MHz = 2480.00000  
 Mode = SISO    Measurement Point = 1  
 Active Port = 1

**Images:**



**Tables:**

Spectrum Analyzer Parameters

	Subrange	Step Size	Detectors	Bandwidth	Sweep Time	Preamp
	Receiver: [FSW 50]					
	17 GHz - 26 GHz	300 kHz	PK+ ; AVG	1 MHz	1 s	0 dB



Mode: SISO

Modulation: 802.11b (DSSS 1 Mbit/s)

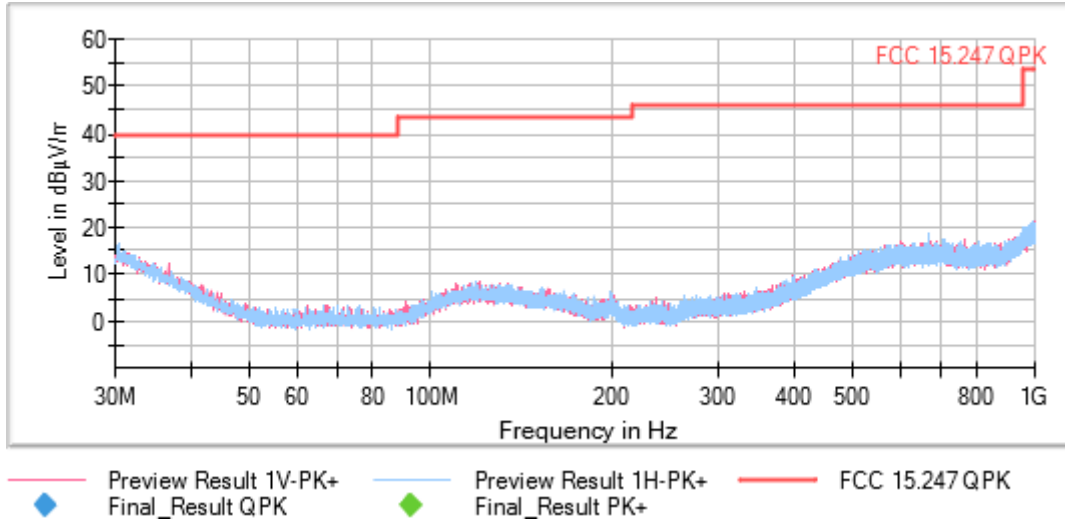
***Verdict***

Pass

**Attachments**

Frequency Range GHz = [0.03, 1]      Equipment Type = Frequency Hopping Spread Spectrum systems (DSS)  
 Modulation = 802.11b (DSSS 1 Mbit/s)      Frequency MHz = 2412.00000  
 Mode = SISO      Measurement Point = 1  
 Active Port = 1

**Images:**



**Tables:**

Spectrum Analyzer Parameters

	Subrange	Step Size	Detectors	Bandwidth	Sweep Time	Preamp
	Receiver: [ESR 7]					
	30 MHz - 1 GHz	30,312 kHz	PK+	100 kHz	1 s	0 dB

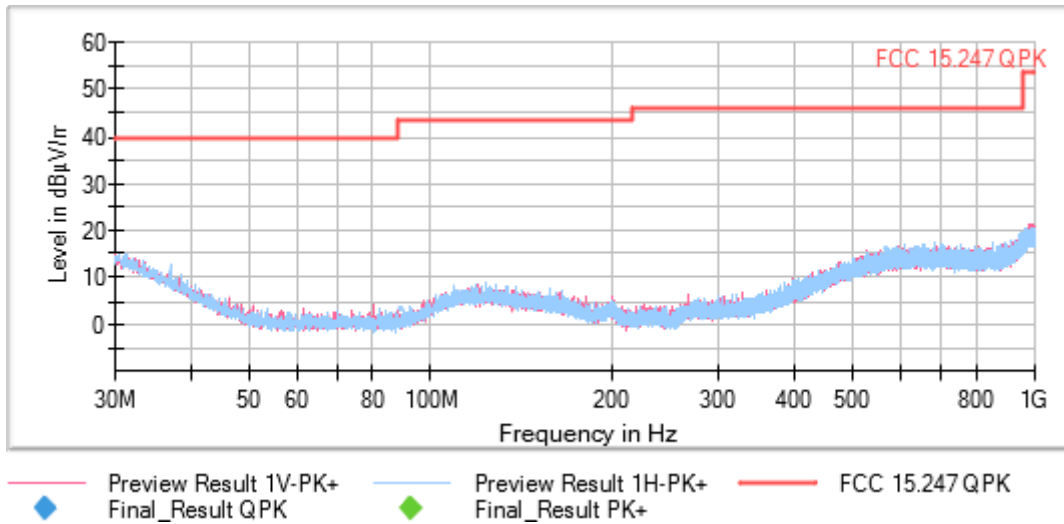
Frequency Range GHz = [0.03, 1]      Equipment Type = Frequency Hopping Spread Spectrum systems (DSS)

Modulation = 802.11b (DSSS 1 Mbit/s)      Frequency MHz = 2442.00000

Mode = SISO      Measurement Point = 1

Active Port = 1

**Images:**



**Tables:**

Spectrum Analyzer Parameters

	Subrange	Step Size	Detectors	Bandwidth	Sweep Time	Preamp
	Receiver: [ESR 7]					
	30 MHz - 1 GHz	30,312 kHz	PK+	100 kHz	1 s	0 dB

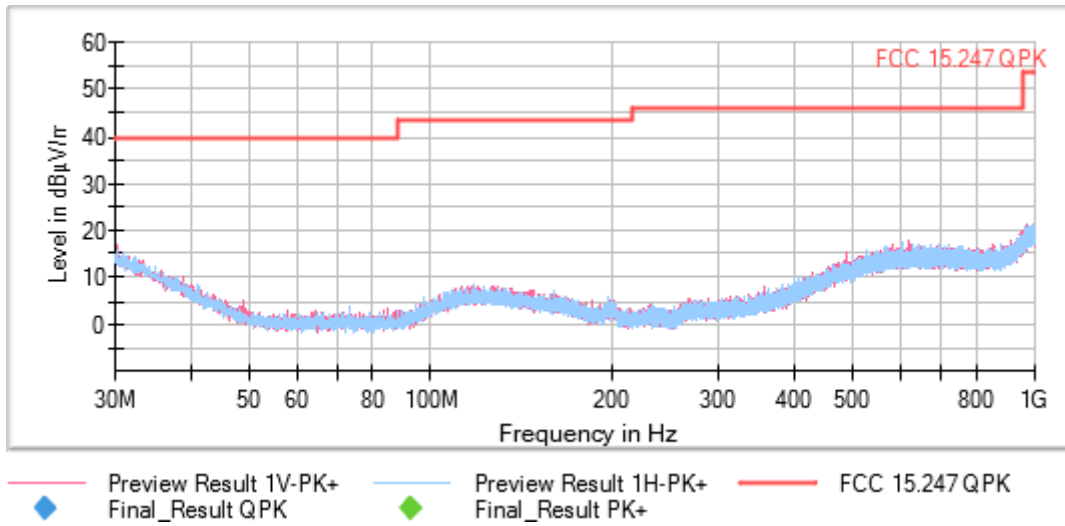
Frequency Range GHz = [0.03, 1]      Equipment Type = Frequency Hopping Spread Spectrum systems (DSS)

Modulation = 802.11b (DSSS 1 Mbit/s)      Frequency MHz = 2462.00000

Mode = SISO      Measurement Point = 1

Active Port = 1

**Images:**



**Tables:**

Spectrum Analyzer Parameters

	Subrange	Step Size	Detectors	Bandwidth	Sweep Time	Preamp
	Receiver: [ESR 7]					
	30 MHz - 1 GHz	30,312 kHz	PK+	100 kHz	1 s	0 dB

Frequency Range GHz = [1, 3]

Equipment Type = Frequency Hopping Spread Spectrum systems (DSS)

Modulation = 802.11b (DSSS 1 Mbit/s)

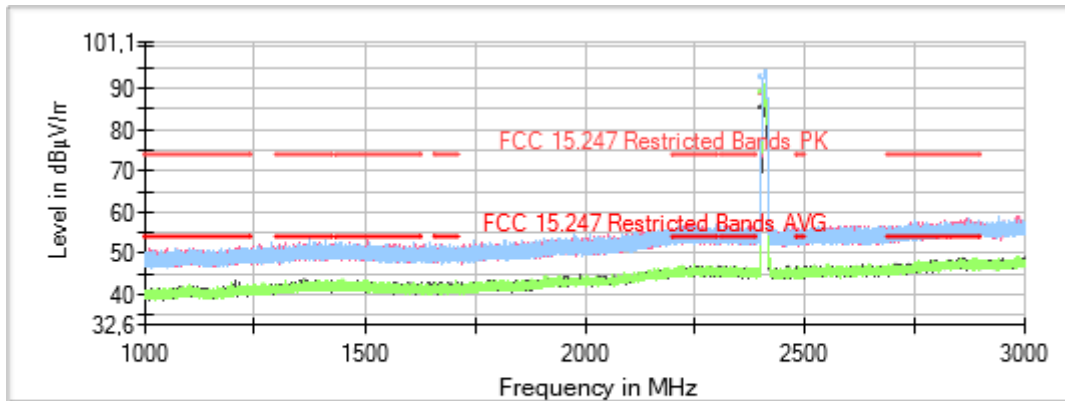
Frequency MHz = 2412.00000

Mode = SISO

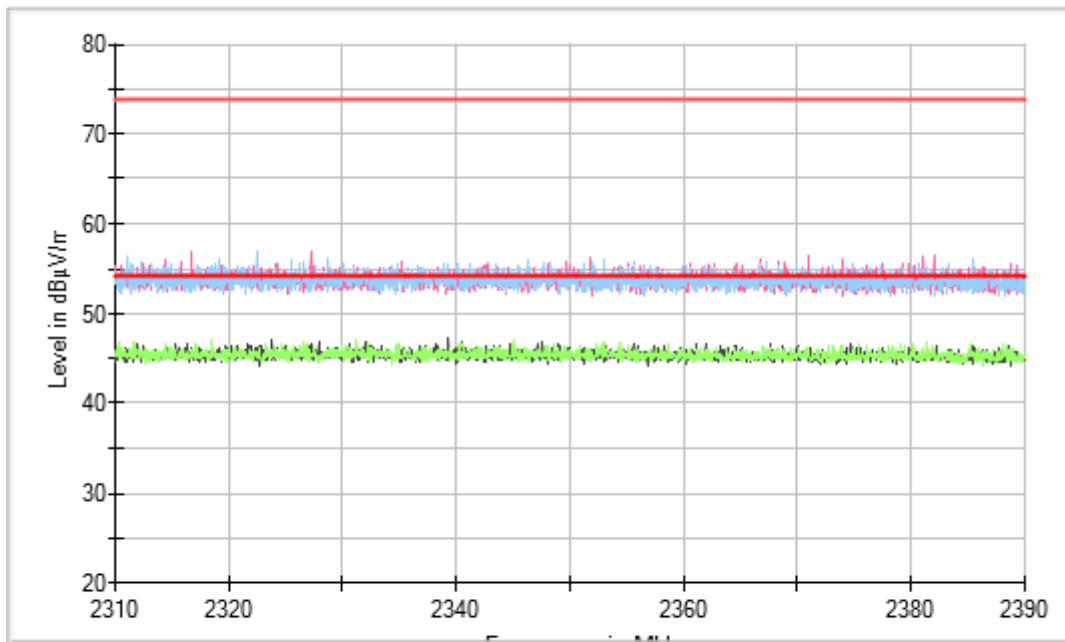
Measurement Point = 1

Active Port = 1

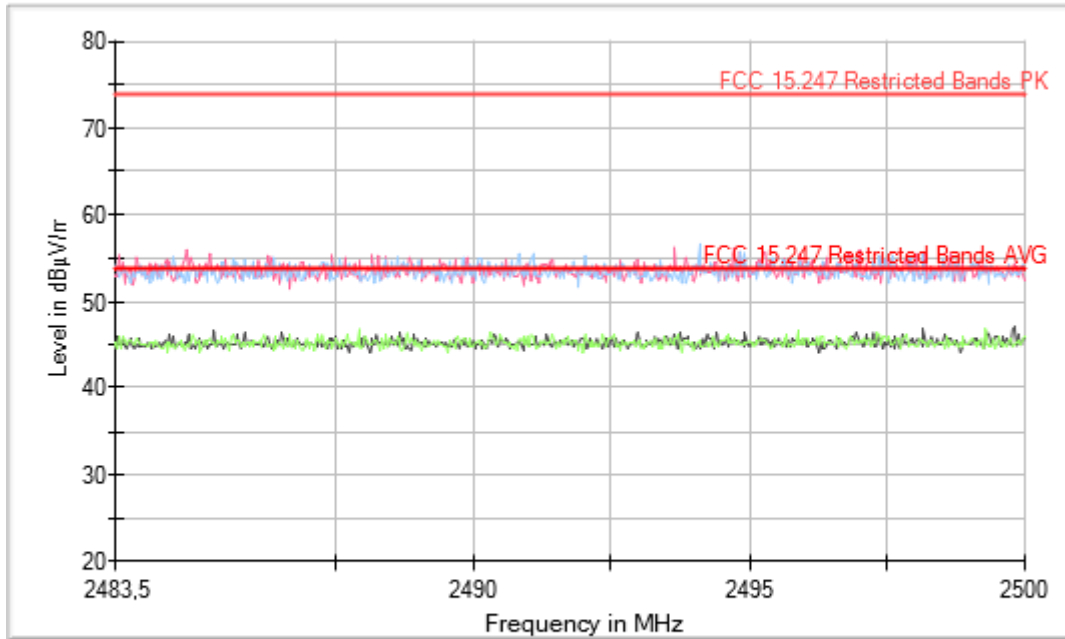
Images:



Full Spectrum



Full Spectrum



- Preview Result 2V-AVG
- Preview Result 2H-AVG
- FCC 15.247 Restricted Bands PK
- ◆ Final\_Result PK+
- Preview Result 1V-PK+
- Preview Result 1H-PK+
- FCC 15.247 Restricted Bands AVG
- ◆ Final\_Result AVG

**Tables:**

Spectrum Analyzer Parameters

	Subrange	Step Size	Detectors	Bandwidth	Sweep Time	Preamp
	Receiver: [FSW 50]					
	1 GHz - 3 GHz	30,769 kHz	PK+ ; AVG	1 MHz	1 s	0 dB

Frequency Range GHz = [1, 3]

Equipment Type = Frequency Hopping Spread Spectrum systems (DSS)

Modulation = 802.11b (DSSS 1 Mbit/s)

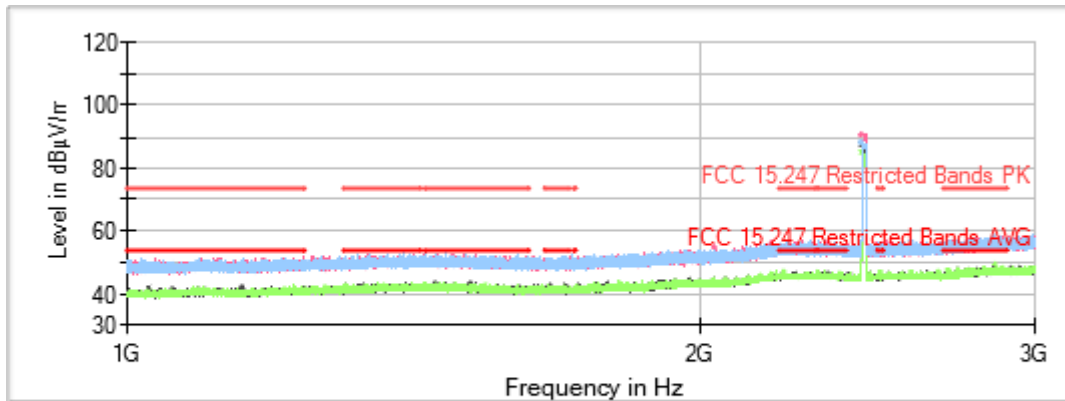
Frequency MHz = 2442.00000

Mode = SISO

Measurement Point = 1

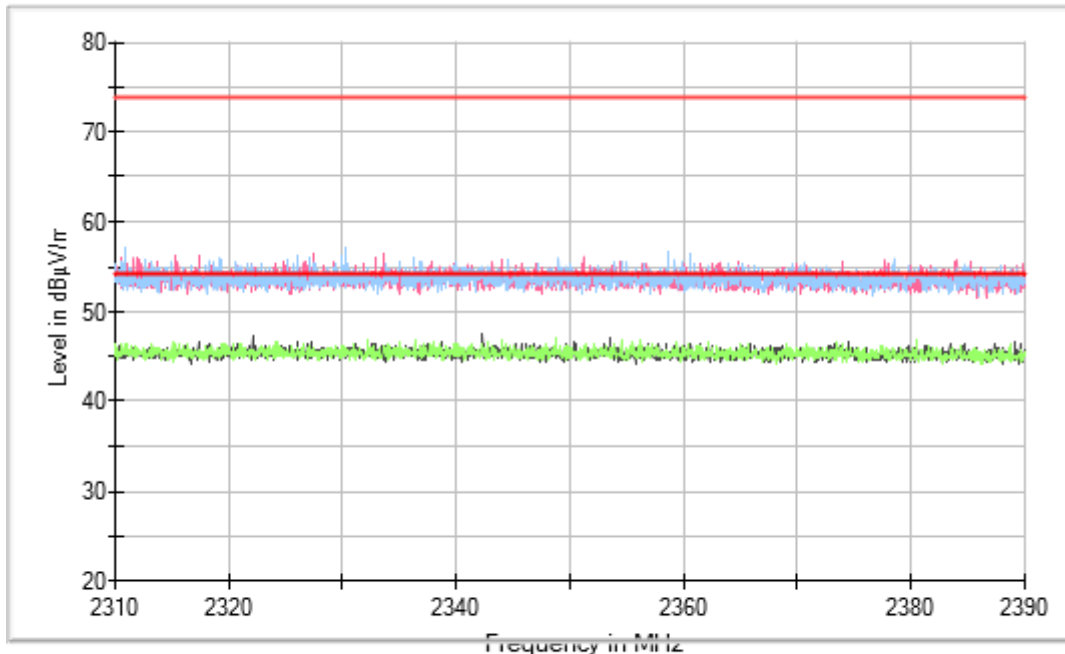
Active Port = 1

Images:



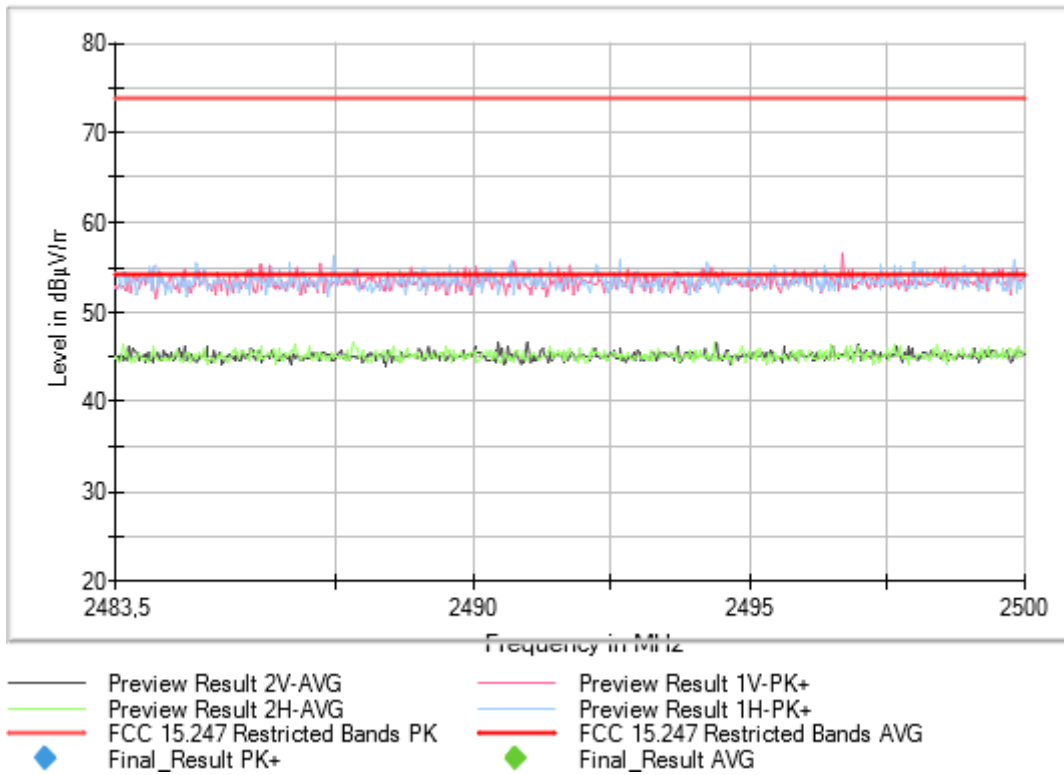
- Preview Result 2V-AVG
- Preview Result 2H-AVG
- FCC 15.247 Restricted Bands PK
- ◆ Final\_Result PK+
- Preview Result 1V-PK+
- Preview Result 1H-PK+
- FCC 15.247 Restricted Bands AVG
- ◆ Final\_Result AVG

Full Spectrum



- Preview Result 2V-AVG
- Preview Result 2H-AVG
- FCC 15.247 Restricted Bands PK
- ◆ Final\_Result PK+
- Preview Result 1V-PK+
- Preview Result 1H-PK+
- FCC 15.247 Restricted Bands AVG
- ◆ Final\_Result AVG

Full Spectrum



**Tables:**

Spectrum Analyzer Parameters

	Subrange	Step Size	Detectors	Bandwidth	Sweep Time	Preamp
	Receiver: [FSW 50]					
	1 GHz - 3 GHz	30,769 kHz	PK+ ; AVG	1 MHz	1 s	0 dB



Frequency Range GHz = [1, 3]

Equipment Type = Frequency Hopping Spread Spectrum systems (DSS)

Modulation = 802.11b (DSSS 1 Mbit/s)

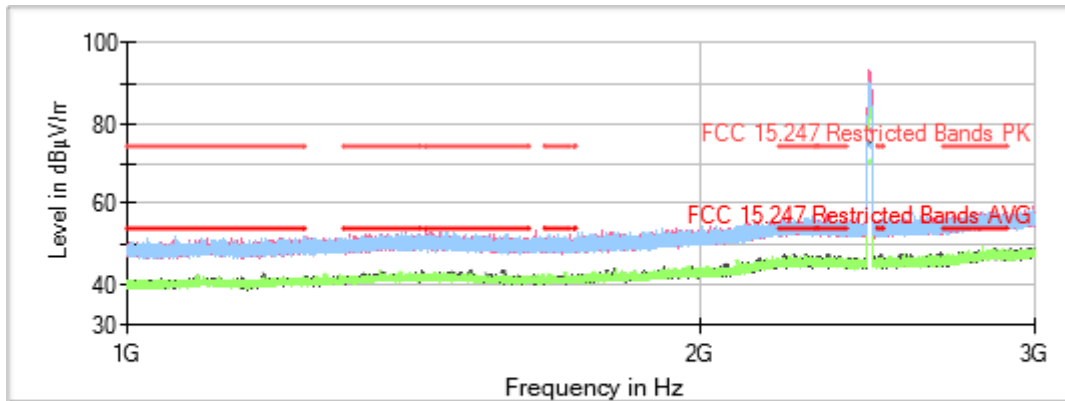
Frequency MHz = 2462.00000

Mode = SISO

Measurement Point = 1

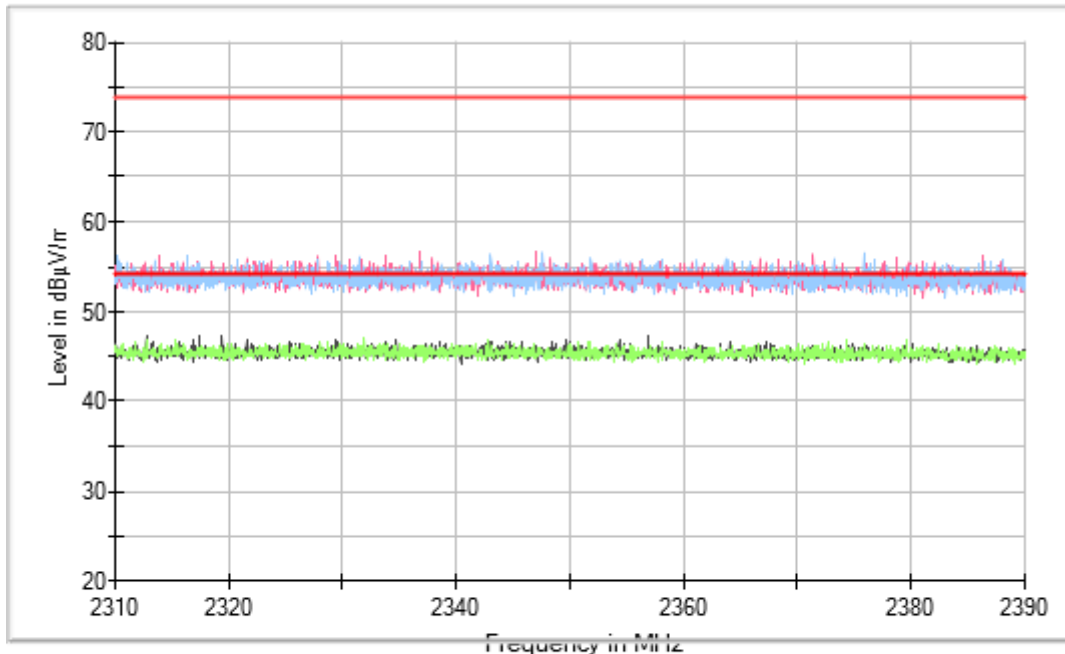
Active Port = 1

Images:



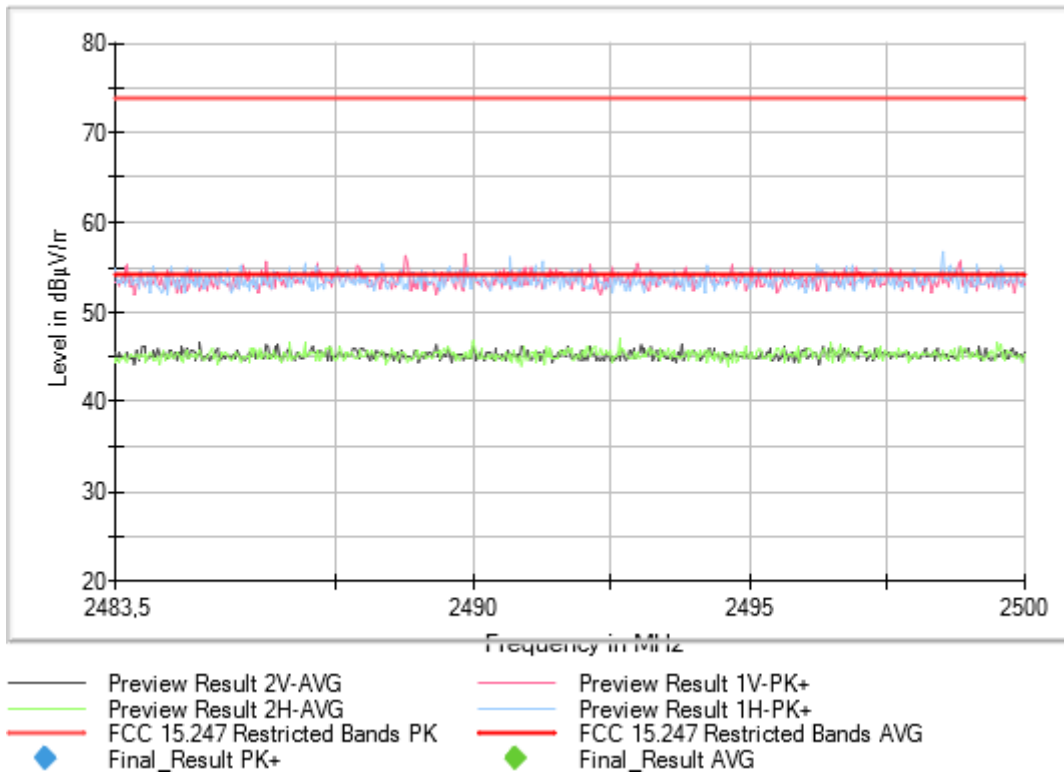
- Preview Result 2V-AVG
- Preview Result 2H-AVG
- FCC 15.247 Restricted Bands PK
- ◆ Final\_Result PK+
- Preview Result 1V-PK+
- Preview Result 1H-PK+
- FCC 15.247 Restricted Bands AVG
- ◆ Final\_Result AVG

Full Spectrum



- Preview Result 2V-AVG
- Preview Result 2H-AVG
- FCC 15.247 Restricted Bands PK
- ◆ Final\_Result PK+
- Preview Result 1V-PK+
- Preview Result 1H-PK+
- FCC 15.247 Restricted Bands AVG
- ◆ Final\_Result AVG

Full Spectrum



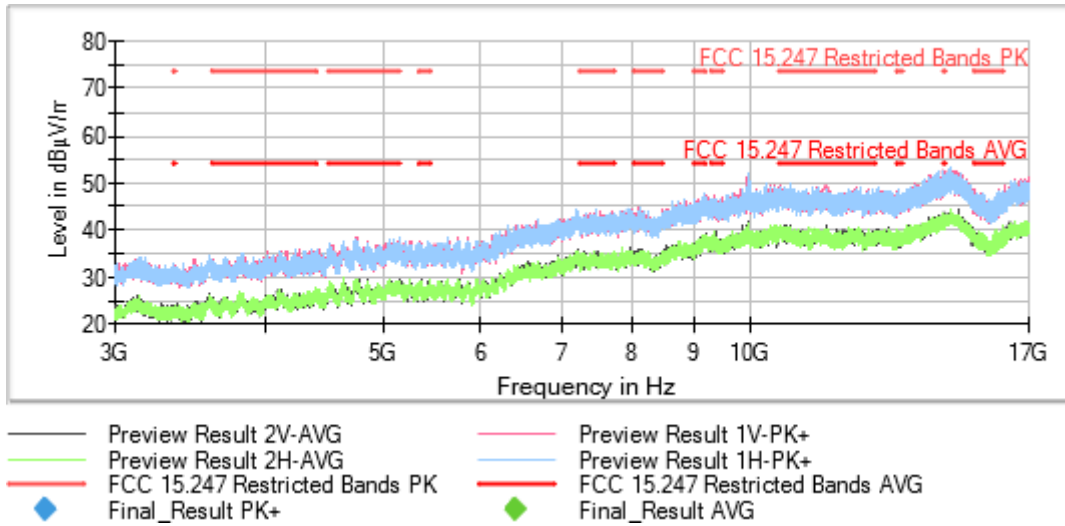
**Tables:**

Spectrum Analyzer Parameters

	Subrange	Step Size	Detectors	Bandwidth	Sweep Time	Preamp
	Receiver: [FSW 50]					
	1 GHz - 3 GHz	30,769 kHz	PK+ ; AVG	1 MHz	1 s	0 dB

Frequency Range GHz = [3, 17]      Equipment Type = Digital Transmission System (DTS)  
 Modulation = 802.11b (DSSS 1 Mbit/s)      Frequency MHz = 2412.00000  
 Mode = SISO      Measurement Point = 1  
 Active Port = 1

**Images:**



**Tables:**

Spectrum Analyzer Parameters

	Subrange	Step Size	Detectors	Bandwidth	Sweep Time	Preamp
	Receiver: [FSW 50]					
	3 GHz - 17 GHz	140 kHz	PK+ ; AVG	1 MHz	1 s	0 dB

Frequency Range GHz = [3, 17]

Equipment Type = Frequency Hopping Spread Spectrum systems (DSS)

Modulation = 802.11b (DSSS 1 Mbit/s)

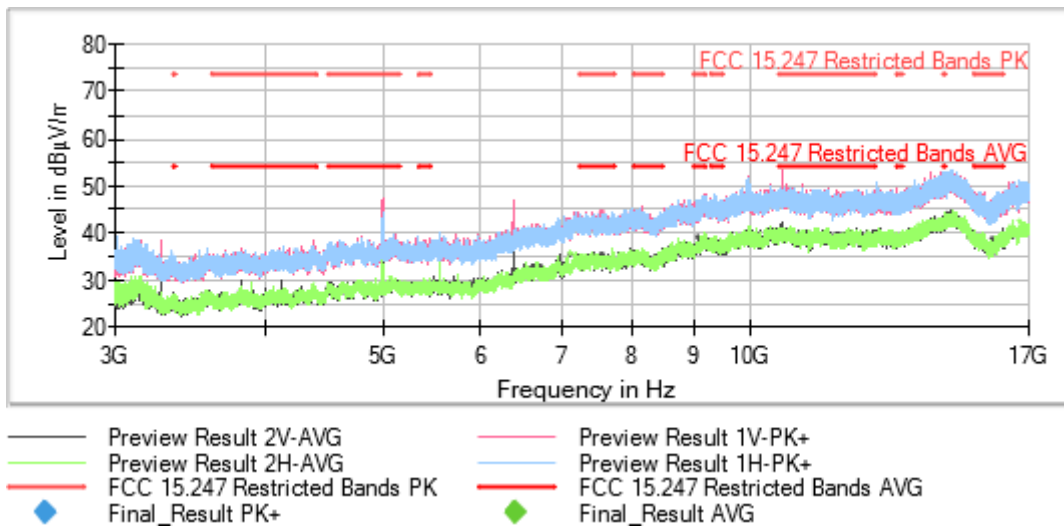
Frequency MHz = 2462.00000

Mode = SISO

Measurement Point = 1

Active Port = 1

**Images:**



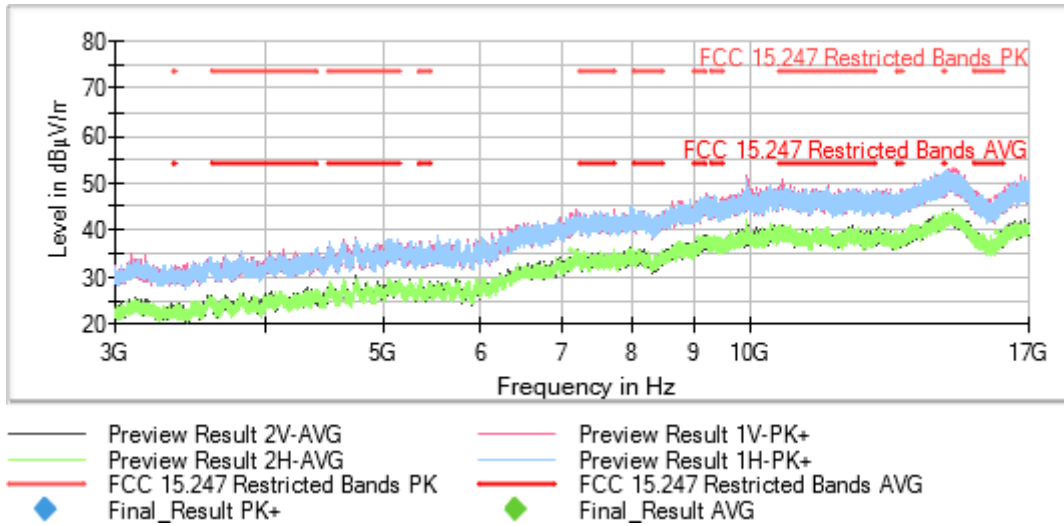
**Tables:**

Spectrum Analyzer Parameters

	Subrange	Step Size	Detectors	Bandwidth	Sweep Time	Preamp
	Receiver: [FSW 50]					
	3 GHz - 17 GHz	140 kHz	PK+ ; AVG	1 MHz	1 s	0 dB

Frequency Range GHz = [3, 17]      Equipment Type = Digital Transmission System (DTS)  
 Modulation = 802.11b (DSSS 1 Mbit/s)      Frequency MHz = 5825.00000  
 Mode = SISO      Measurement Point = 1  
 Active Port = 1

**Images:**



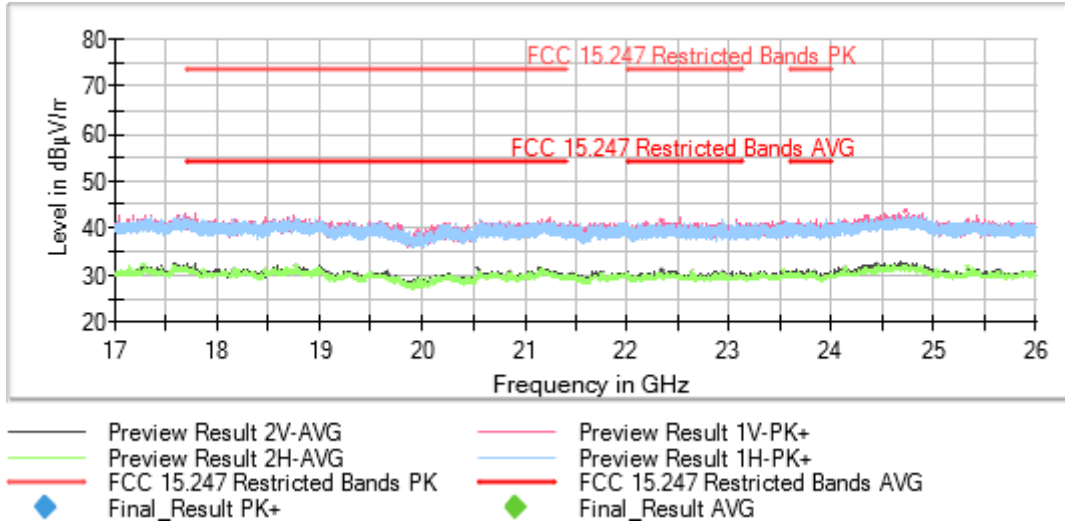
**Tables:**

Spectrum Analyzer Parameters

	Subrange	Step Size	Detectors	Bandwidth	Sweep Time	Preamp
	Receiver: [FSW 50]					
	3 GHz - 17 GHz	140 kHz	PK+ ; AVG	1 MHz	1 s	0 dB

Frequency Range GHz = [17, 26]      Equipment Type = Digital Transmission System (DTS)  
 Modulation = 802.11b (DSSS 1 Mbit/s)      Frequency MHz = 2412.00000  
 Mode = SISO      Measurement Point = 1  
 Active Port = 1

**Images:**



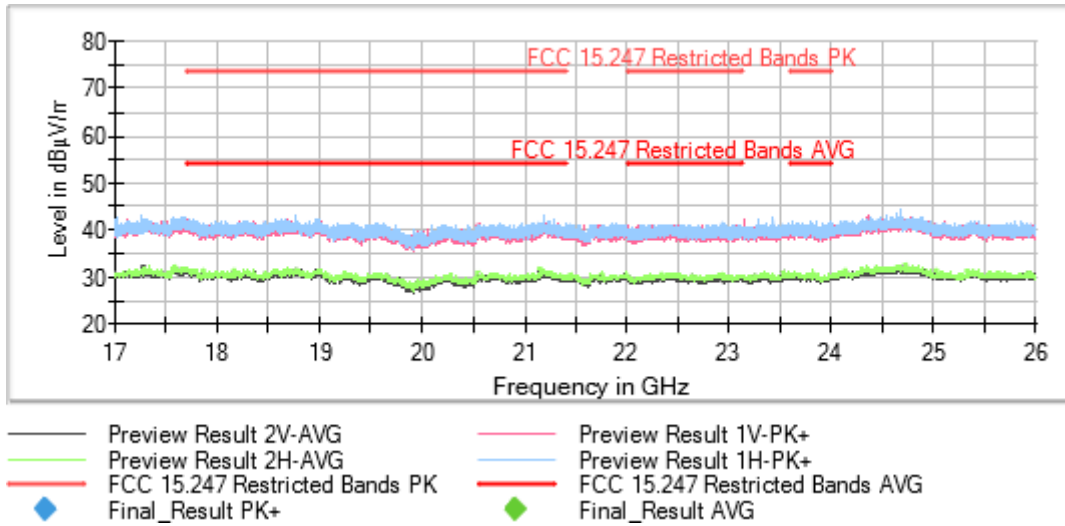
**Tables:**

Spectrum Analyzer Parameters

	Subrange	Step Size	Detectors	Bandwidth	Sweep Time	Preamp
	Receiver: [FSW 50]					
	17 GHz - 26 GHz	300 kHz	PK+ ; AVG	1 MHz	1 s	0 dB

Frequency Range GHz = [17, 26]      Equipment Type = Digital Transmission System (DTS)  
 Modulation = 802.11b (DSSS 1 Mbit/s)      Frequency MHz = 2442.00000  
 Mode = SISO      Measurement Point = 1  
 Active Port = 1

**Images:**



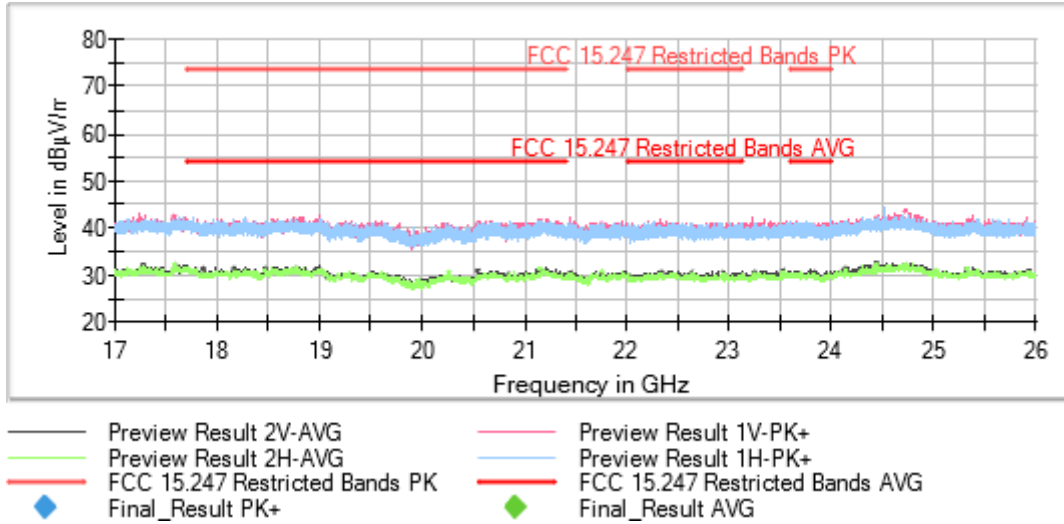
**Tables:**

Spectrum Analyzer Parameters

	Subrange	Step Size	Detectors	Bandwidth	Sweep Time	Preamp
	Receiver: [FSW 50]					
	17 GHz - 26 GHz	300 kHz	PK+ ; AVG	1 MHz	1 s	0 dB

Frequency Range GHz = [17, 26]      Equipment Type = Digital Transmission System (DTS)  
 Modulation = 802.11b (DSSS 1 Mbit/s)      Frequency MHz = 2462.00000  
 Mode = SISO      Measurement Point = 1  
 Active Port = 1

**Images:**



**Tables:**

Spectrum Analyzer Parameters

	Subrange	Step Size	Detectors	Bandwidth	Sweep Time	Preamp
	Receiver: [FSW 50]					
	17 GHz - 26 GHz	300 kHz	PK+ ; AVG	1 MHz	1 s	0 dB



Mode: SISO

Modulation: 802.11g (OFDM 6 Mbit/s)

**Results**

Freq Rng (GHz)	Equipment	Freq (MHz)	Port	Unwanted Freq (MHz)	Unwanted Lvl (dBµV/m)	Pol	Detector
[3, 17]	Frequency Hopping Spread Spectrum systems (DSS)	2462.00000	1	10646.100	60.86	V	PK
				10646.100	41.91	V	AVG

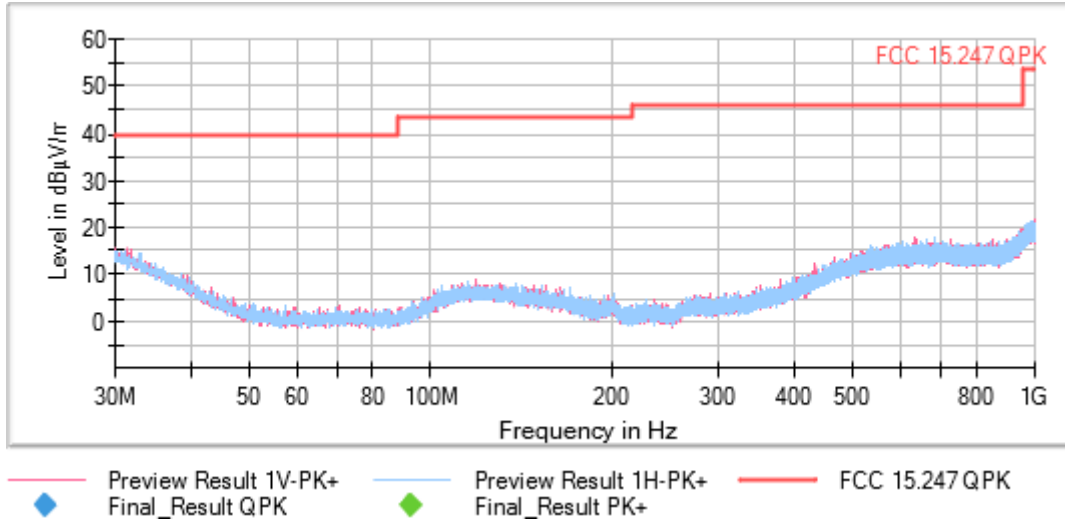
**Verdict**

Pass

**Attachments**

Frequency Range GHz = [0.03, 1]      Equipment Type = Digital Transmission System (DTS)  
 Modulation = 802.11g (OFDM 6 Mbit/s)      Frequency MHz = 2412.00000  
 Mode = SISO      Measurement Point = 1  
 Active Port = 1

**Images:**



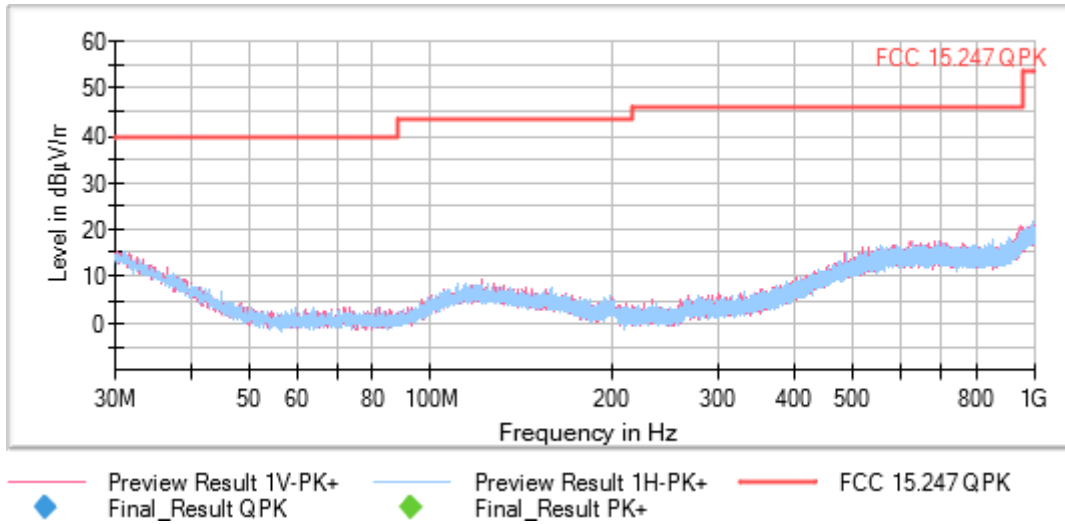
**Tables:**

Spectrum Analyzer Parameters

	Subrange	Step Size	Detectors	Bandwidth	Sweep Time	Preamp
	Receiver: [ESR 7]					
	30 MHz - 1 GHz	30,312 kHz	PK+	100 kHz	1 s	0 dB

Frequency Range GHz = [0.03, 1]      Equipment Type = Digital Transmission System (DTS)  
 Modulation = 802.11g (OFDM 6 Mbit/s)      Frequency MHz = 2442.00000  
 Mode = SISO      Measurement Point = 1  
 Active Port = 1

**Images:**



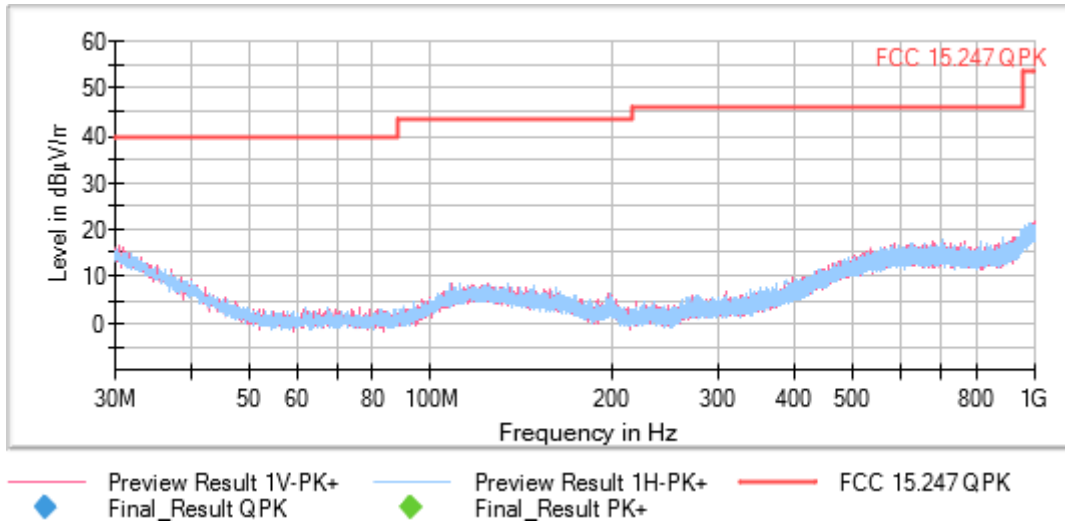
**Tables:**

Spectrum Analyzer Parameters

	Subrange	Step Size	Detectors	Bandwidth	Sweep Time	Preamp
	Receiver: [ESR 7]					
	30 MHz - 1 GHz	30,312 kHz	PK+	100 kHz	1 s	0 dB

Frequency Range GHz = [0.03, 1]      Equipment Type = Digital Transmission System (DTS)  
 Modulation = 802.11g (OFDM 6 Mbit/s)      Frequency MHz = 2462.00000  
 Mode = SISO      Measurement Point = 1  
 Active Port = 1

**Images:**



**Tables:**

Spectrum Analyzer Parameters

	Subrange	Step Size	Detectors	Bandwidth	Sweep Time	Preamp
	Receiver: [ESR 7]					
	30 MHz - 1 GHz	30,312 kHz	PK+	100 kHz	1 s	0 dB

Frequency Range GHz = [1, 3]

Equipment Type = Frequency Hopping Spread Spectrum systems (DSS)

Modulation = 802.11g (OFDM 6 Mbit/s)

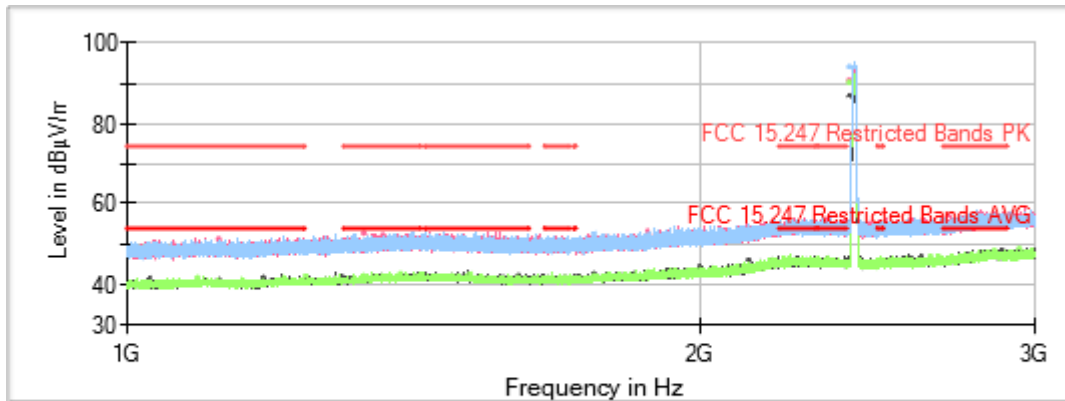
Frequency MHz = 2412.00000

Mode = SISO

Measurement Point = 1

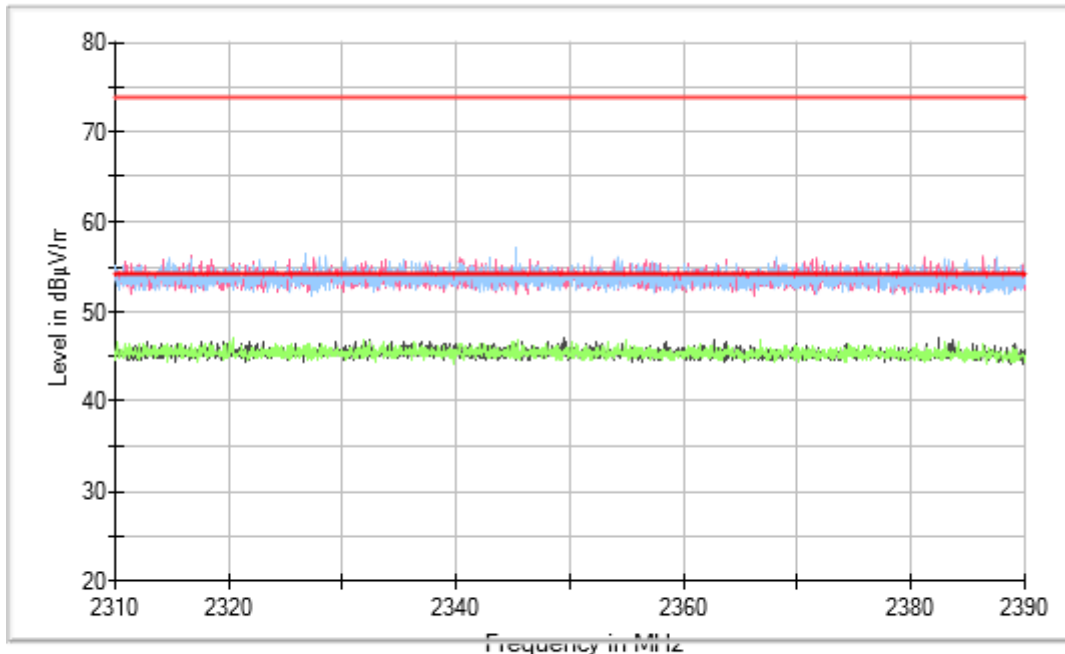
Active Port = 1

Images:



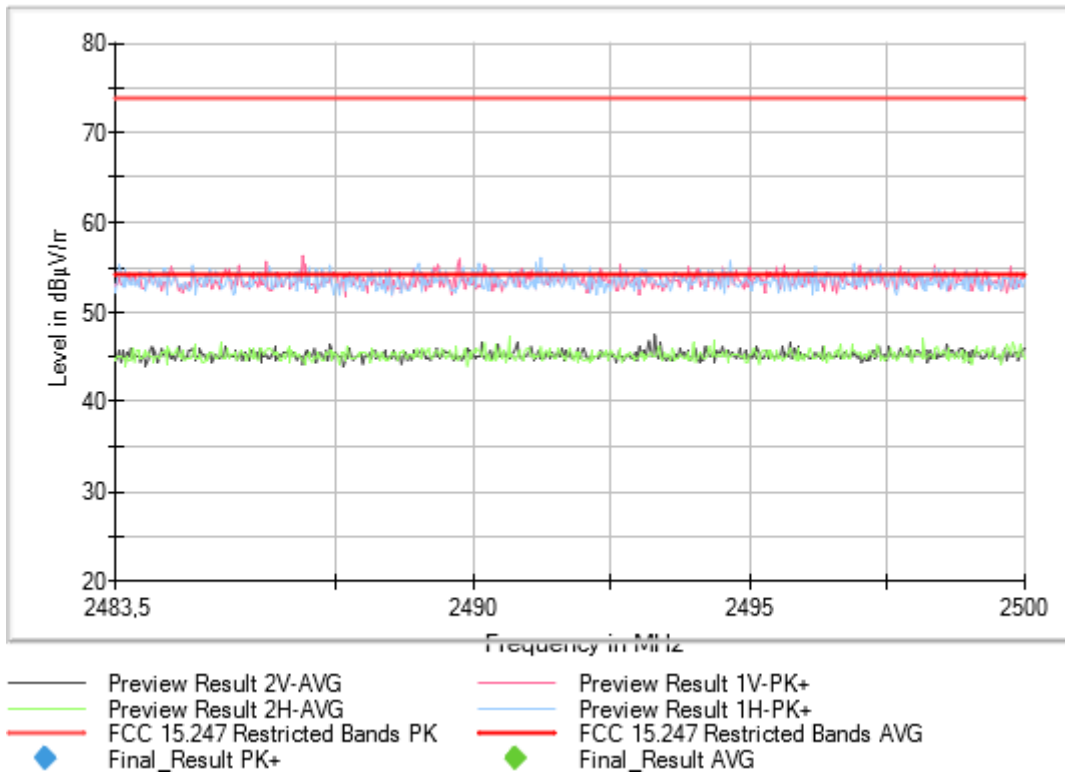
- Preview Result 2V-AVG
- Preview Result 2H-AVG
- Preview Result 1V-PK+
- Preview Result 1H-PK+
- FCC 15.247 Restricted Bands PK
- FCC 15.247 Restricted Bands AVG
- ◆ Final\_Result PK+
- ◆ Final\_Result AVG

Full Spectrum



- Preview Result 2V-AVG
- Preview Result 2H-AVG
- Preview Result 1V-PK+
- Preview Result 1H-PK+
- FCC 15.247 Restricted Bands PK
- FCC 15.247 Restricted Bands AVG
- ◆ Final\_Result PK+
- ◆ Final\_Result AVG

Full Spectrum



**Tables:**

Spectrum Analyzer Parameters

	Subrange	Step Size	Detectors	Bandwidth	Sweep Time	Preamp
	Receiver: [FSW 50]					
	1 GHz - 3 GHz	30,769 kHz	PK+ ; AVG	1 MHz	1 s	0 dB

Frequency Range GHz = [1, 3]

Equipment Type = Frequency Hopping Spread Spectrum systems (DSS)

Modulation = 802.11g (OFDM 6 Mbit/s)

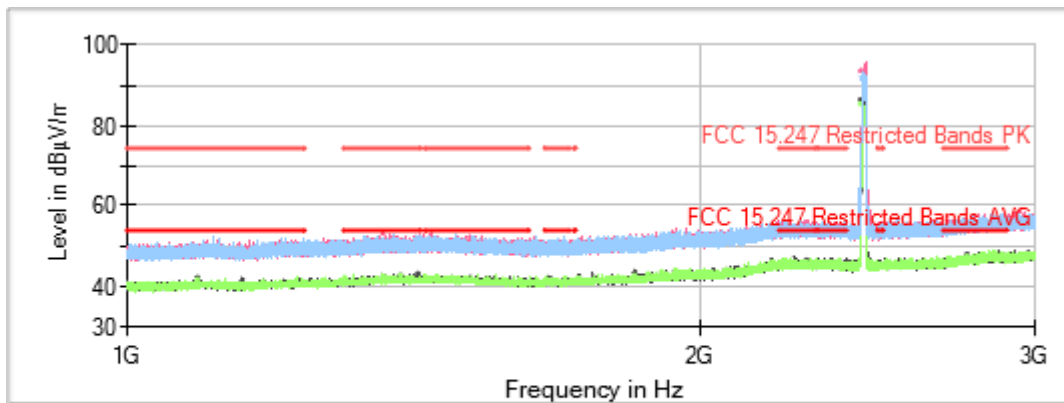
Frequency MHz = 2442.00000

Mode = SISO

Measurement Point = 1

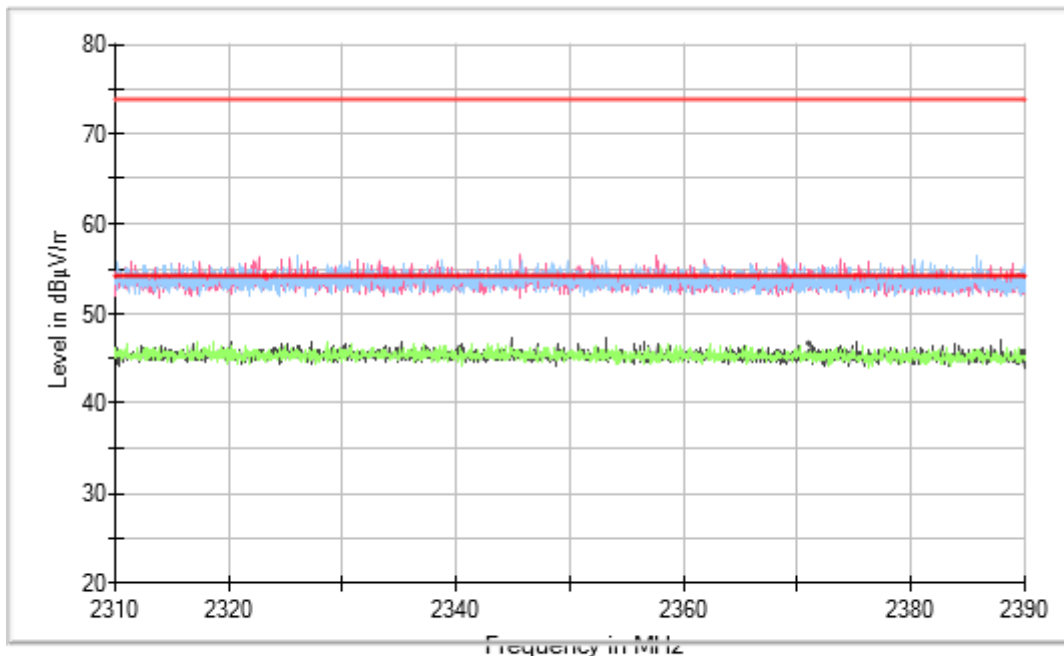
Active Port = 1

Images:



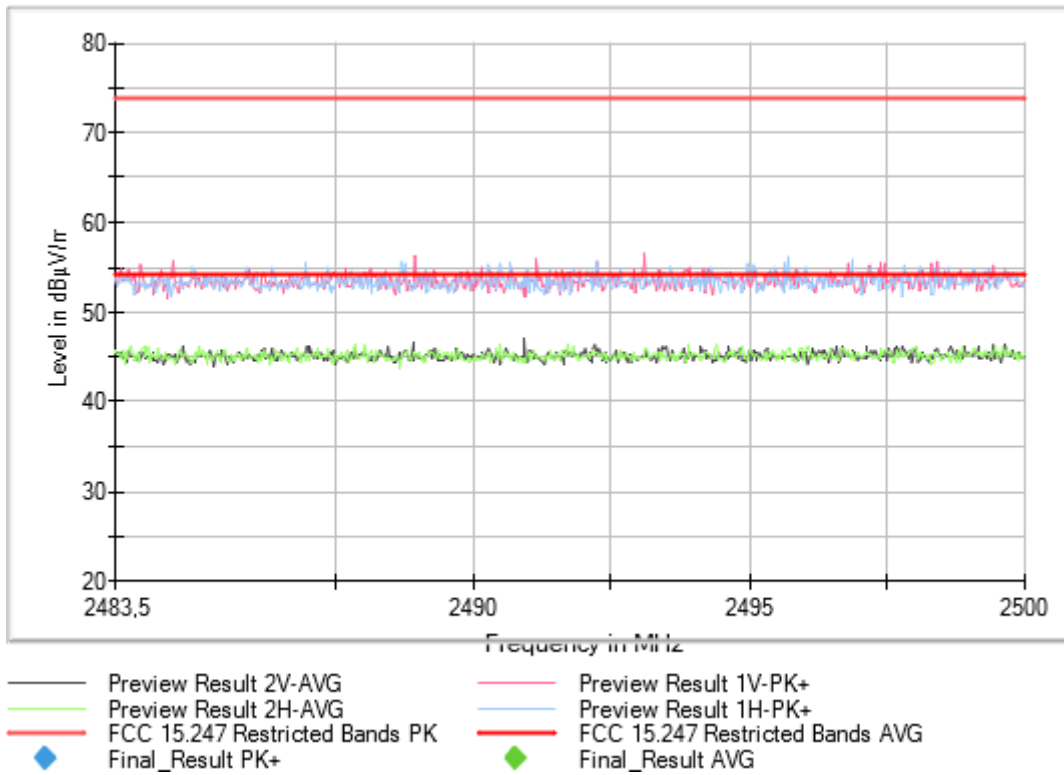
- Preview Result 2V-AVG
- Preview Result 2H-AVG
- FCC 15.247 Restricted Bands PK
- ◆ Final\_Result PK+
- Preview Result 1V-PK+
- Preview Result 1H-PK+
- FCC 15.247 Restricted Bands AVG
- ◆ Final\_Result AVG

Full Spectrum



- Preview Result 2V-AVG
- Preview Result 2H-AVG
- FCC 15.247 Restricted Bands PK
- ◆ Final\_Result PK+
- Preview Result 1V-PK+
- Preview Result 1H-PK+
- FCC 15.247 Restricted Bands AVG
- ◆ Final\_Result AVG

Full Spectrum



**Tables:**

Spectrum Analyzer Parameters

	Subrange	Step Size	Detectors	Bandwidth	Sweep Time	Preamp
	Receiver: [FSW 50]					
	1 GHz - 3 GHz	30,769 kHz	PK+ ; AVG	1 MHz	1 s	0 dB



Frequency Range GHz = [1, 3]

Equipment Type = Frequency Hopping Spread Spectrum systems (DSS)

Modulation = 802.11g (OFDM 6 Mbit/s)

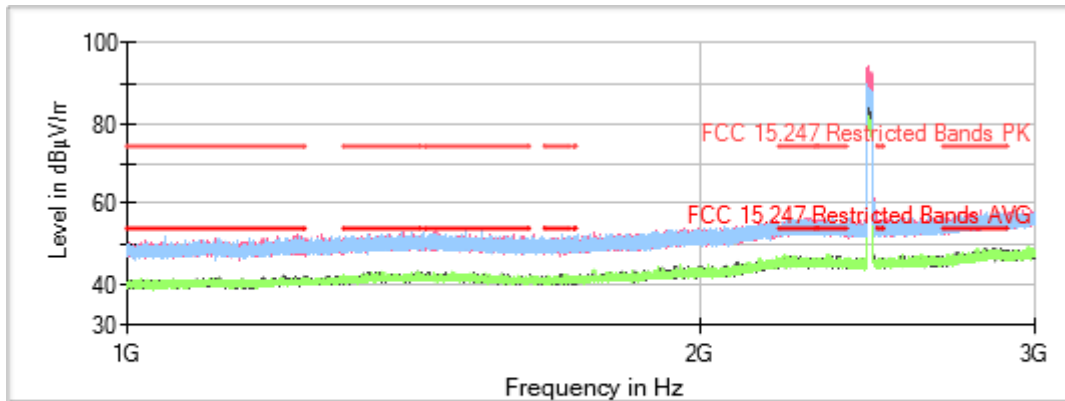
Frequency MHz = 2462.00000

Mode = SISO

Measurement Point = 1

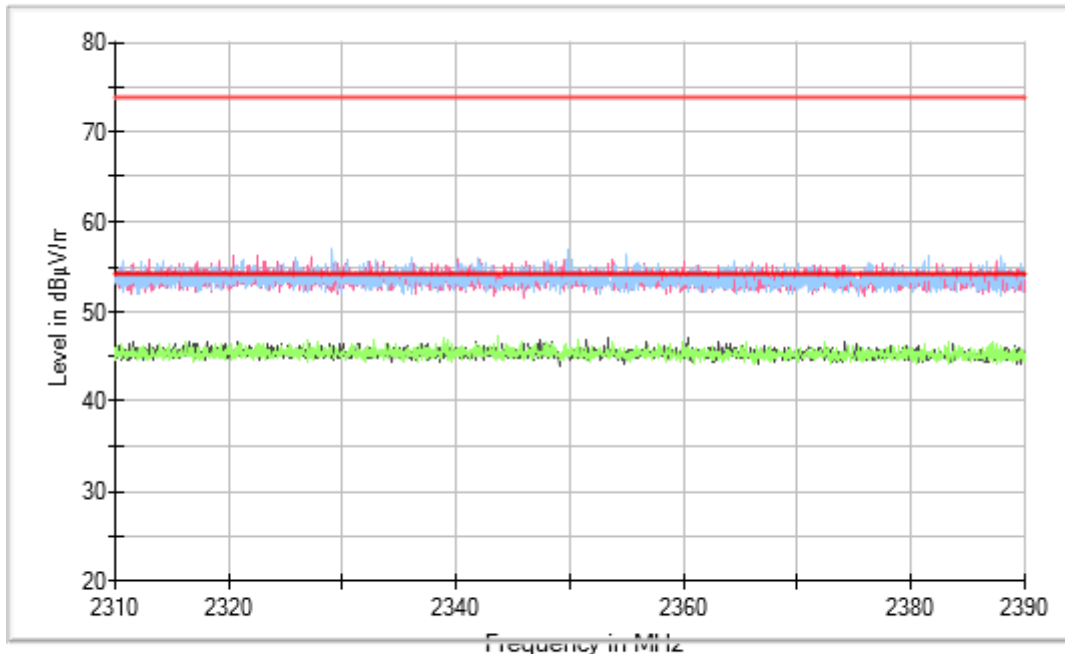
Active Port = 1

Images:



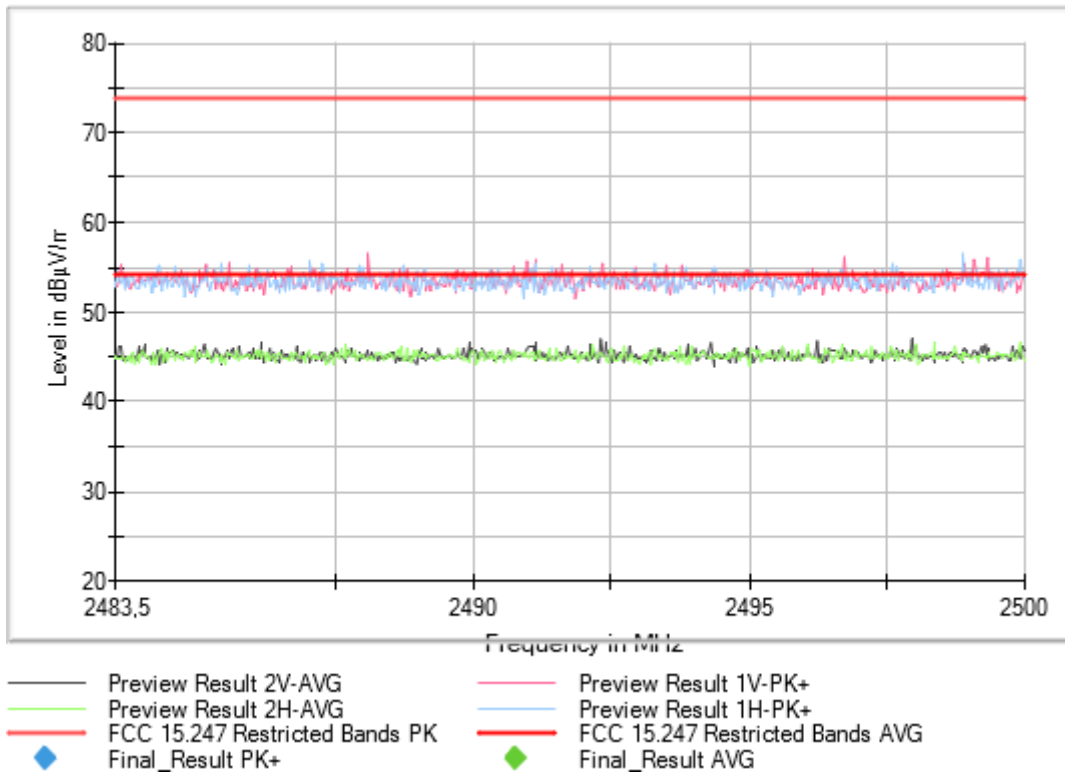
- Preview Result 2V-AVG
- Preview Result 1V-PK+
- Preview Result 2H-AVG
- Preview Result 1H-PK+
- FCC 15.247 Restricted Bands PK
- FCC 15.247 Restricted Bands AVG
- ◆ Final\_Result PK+
- ◆ Final\_Result AVG

Full Spectrum



- Preview Result 2V-AVG
- Preview Result 1V-PK+
- Preview Result 2H-AVG
- Preview Result 1H-PK+
- FCC 15.247 Restricted Bands PK
- FCC 15.247 Restricted Bands AVG
- ◆ Final\_Result PK+
- ◆ Final\_Result AVG

Full Spectrum



**Tables:**

Spectrum Analyzer Parameters

	Subrange	Step Size	Detectors	Bandwidth	Sweep Time	Preamp
	Receiver: [FSW 50]					
	1 GHz - 3 GHz	30,769 kHz	PK+ ; AVG	1 MHz	1 s	0 dB

Frequency Range GHz = [3, 17]

Equipment Type = Frequency Hopping Spread Spectrum systems (DSS)

Modulation = 802.11g (OFDM 6 Mbit/s)

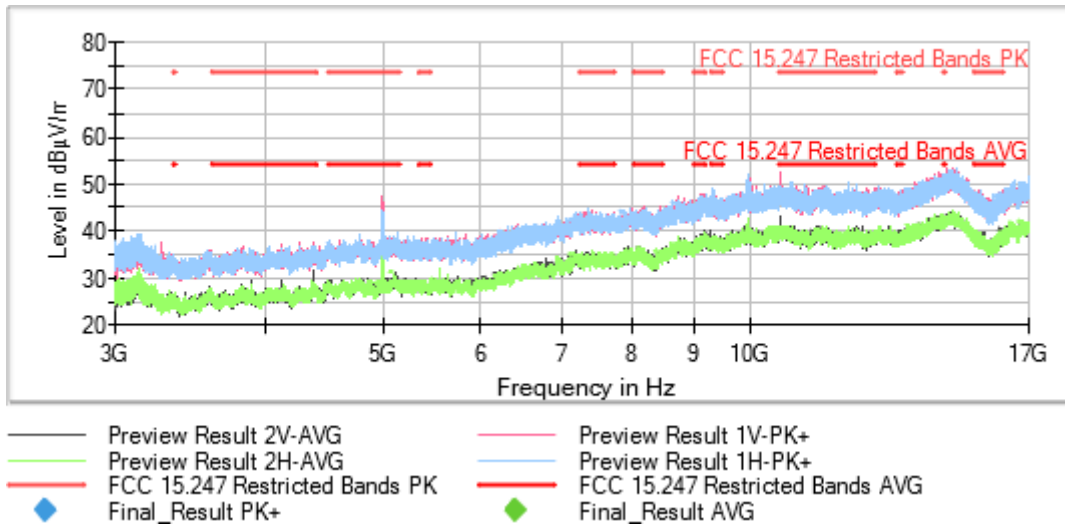
Frequency MHz = 2412.00000

Mode = SISO

Measurement Point = 1

Active Port = 1

**Images:**



**Tables:**

Spectrum Analyzer Parameters

	Subrange	Step Size	Detectors	Bandwidth	Sweep Time	Preamp
	Receiver: [FSW 50]					
	3 GHz - 17 GHz	140 kHz	PK+ ; AVG	1 MHz	1 s	0 dB

Frequency Range GHz = [3, 17]

Equipment Type = Frequency Hopping Spread Spectrum systems (DSS)

Modulation = 802.11g (OFDM 6 Mbit/s)

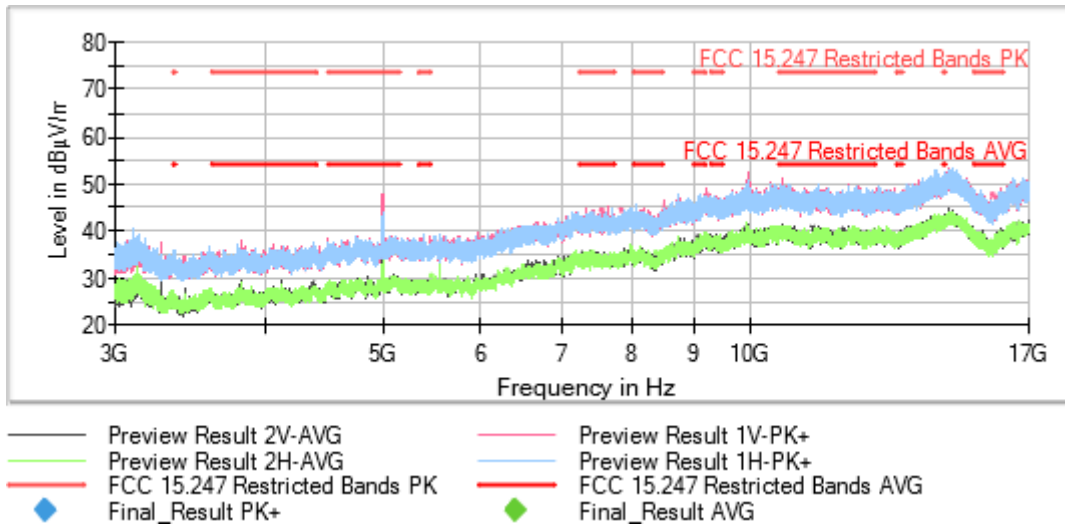
Frequency MHz = 2442.00000

Mode = SISO

Measurement Point = 1

Active Port = 1

**Images:**



**Tables:**

Spectrum Analyzer Parameters

	Subrange	Step Size	Detectors	Bandwidth	Sweep Time	Preamp
	Receiver: [FSW 50]					
	3 GHz - 17 GHz	140 kHz	PK+ ; AVG	1 MHz	1 s	0 dB

Frequency Range GHz = [3, 17]

Equipment Type = Frequency Hopping Spread Spectrum systems (DSS)

Modulation = 802.11g (OFDM 6 Mbit/s)

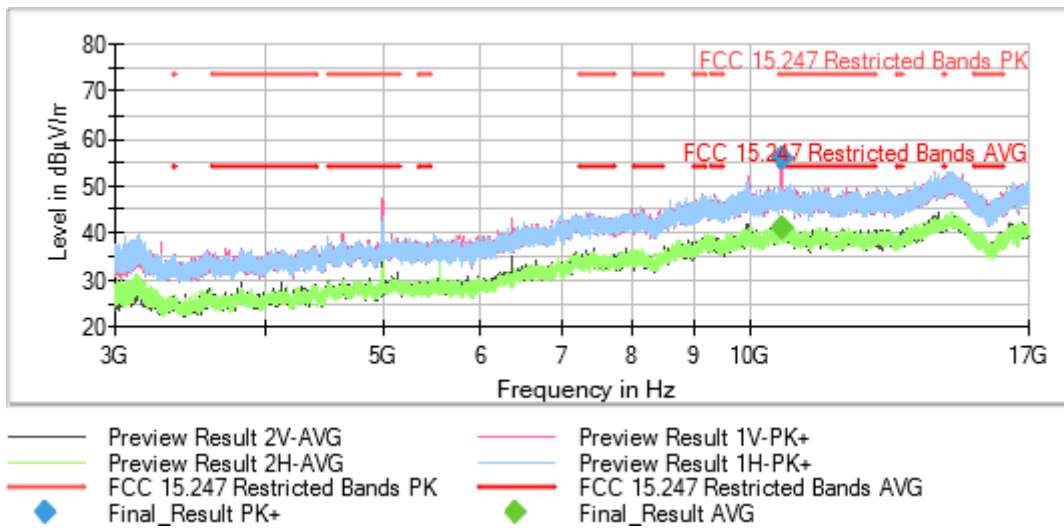
Frequency MHz = 2462.00000

Mode = SISO

Measurement Point = 1

Active Port = 1

**Images:**



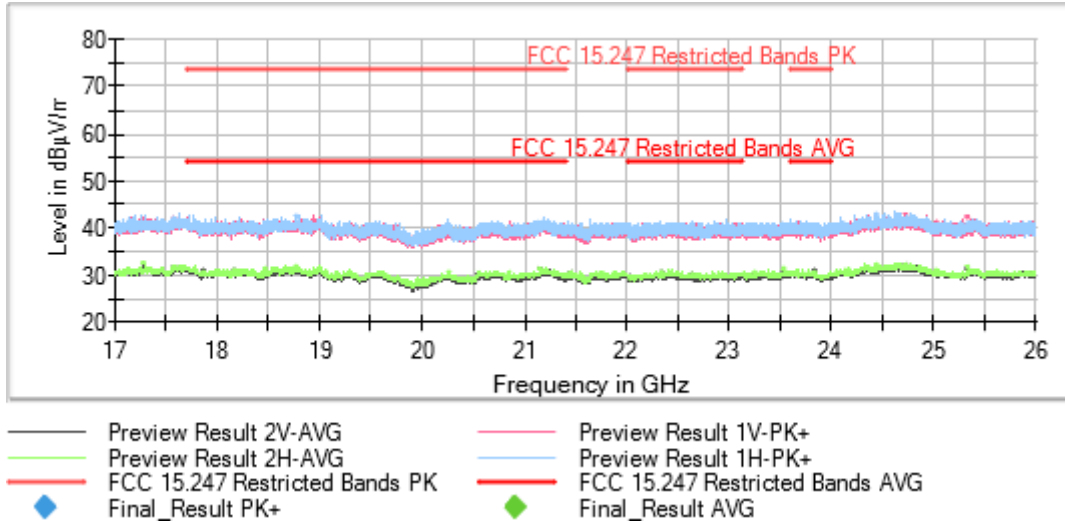
**Tables:**

Spectrum Analyzer Parameters

	Subrange	Step Size	Detectors	Bandwidth	Sweep Time	Preamp
	Receiver: [FSW 50]					
	3 GHz - 17 GHz	140 kHz	PK+ ; AVG	1 MHz	1 s	0 dB

Frequency Range GHz = [17, 26]      Equipment Type = Digital Transmission System (DTS)  
 Modulation = 802.11g (OFDM 6 Mbit/s)      Frequency MHz = 2412.00000  
 Mode = SISO      Measurement Point = 1  
 Active Port = 1

**Images:**



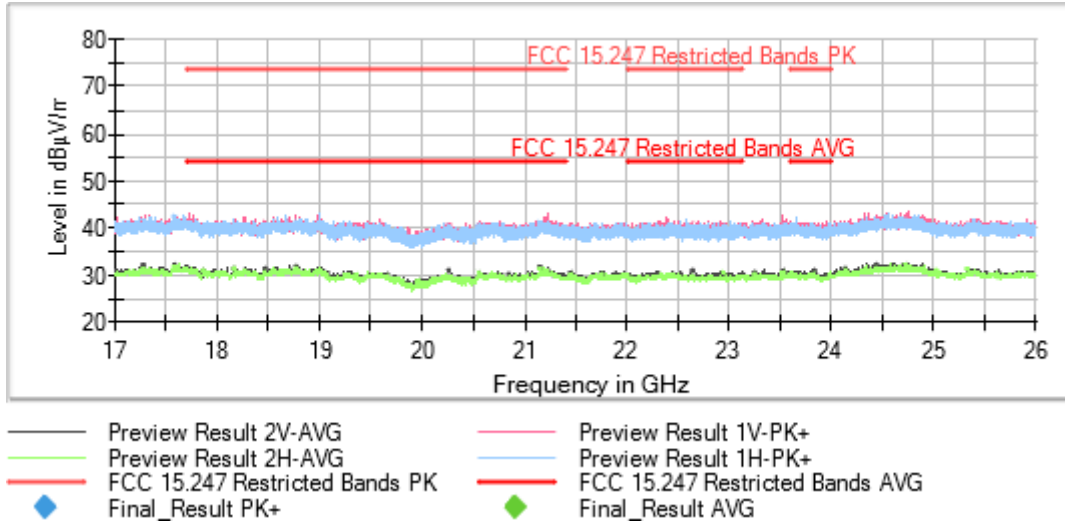
**Tables:**

Spectrum Analyzer Parameters

	Subrange	Step Size	Detectors	Bandwidth	Sweep Time	Preamp
	Receiver: [FSW 50]					
	17 GHz - 26 GHz	300 kHz	PK+ ; AVG	1 MHz	1 s	0 dB

Frequency Range GHz = [17, 26]      Equipment Type = Digital Transmission System (DTS)  
 Modulation = 802.11g (OFDM 6 Mbit/s)      Frequency MHz = 2442.00000  
 Mode = SISO      Measurement Point = 1  
 Active Port = 1

**Images:**



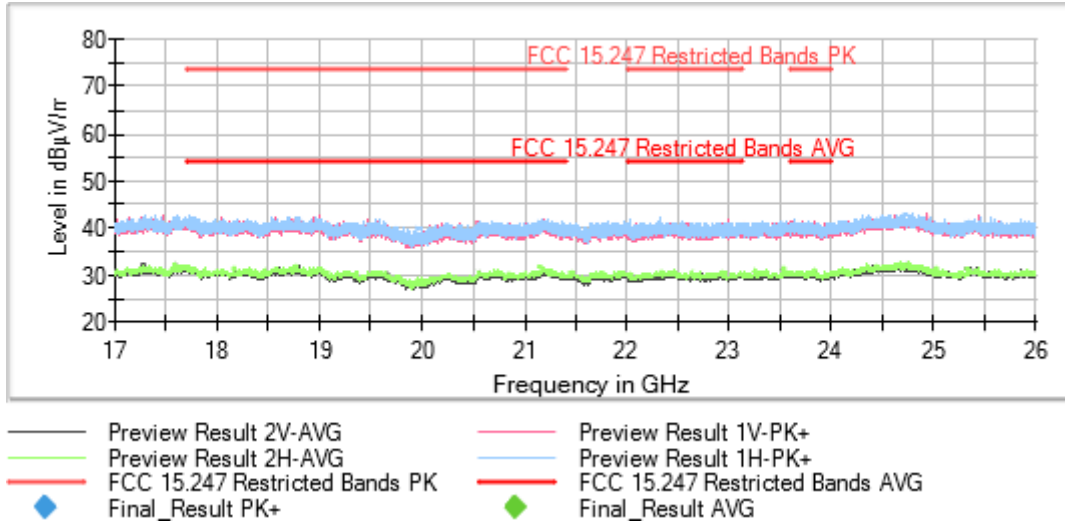
**Tables:**

Spectrum Analyzer Parameters

	Subrange	Step Size	Detectors	Bandwidth	Sweep Time	Preamp
	Receiver: [FSW 50]					
	17 GHz - 26 GHz	300 kHz	PK+ ; AVG	1 MHz	1 s	0 dB

Frequency Range GHz = [17, 26]      Equipment Type = Digital Transmission System (DTS)  
 Modulation = 802.11g (OFDM 6 Mbit/s)      Frequency MHz = 2462.00000  
 Mode = SISO      Measurement Point = 1  
 Active Port = 1

**Images:**



**Tables:**

Spectrum Analyzer Parameters

	Subrange	Step Size	Detectors	Bandwidth	Sweep Time	Preamp
	Receiver: [FSW 50]					
	17 GHz - 26 GHz	300 kHz	PK+ ; AVG	1 MHz	1 s	0 dB



Mode: SISO

Modulation: 802.11n HT20 (OFDM MCS0 6.5 Mbit/s)

**Verdict**

Pass

**Attachments**

Frequency Range GHz = [0.03, 1]

Equipment Type = Digital Transmission System (DTS)

Modulation = 802.11n HT20 (OFDM MCS0 6.5 Mbit/s)

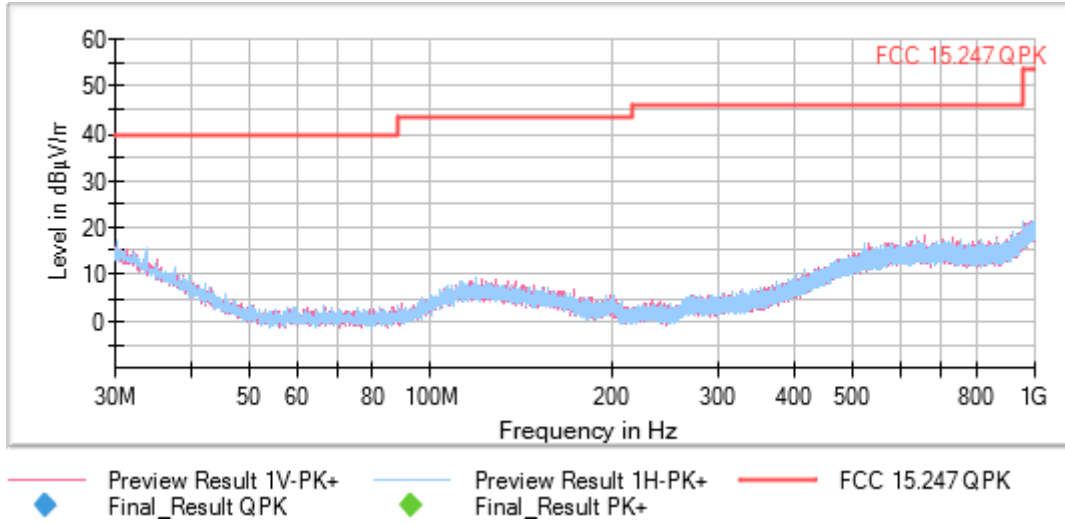
Frequency MHz = 2412.00000

Mode = SISO

Measurement Point = 1

Active Port = 1

**Images:**



**Tables:**

Spectrum Analyzer Parameters

	Subrange	Step Size	Detectors	Bandwidth	Sweep Time	Preamp
	Receiver: [ESR 7]					
	30 MHz - 1 GHz	30,312 kHz	PK+	100 kHz	1 s	0 dB

Frequency Range GHz = [0.03, 1]

Equipment Type = Digital Transmission System (DTS)

Modulation = 802.11n HT20 (OFDM MCS0 6.5 Mbit/s)

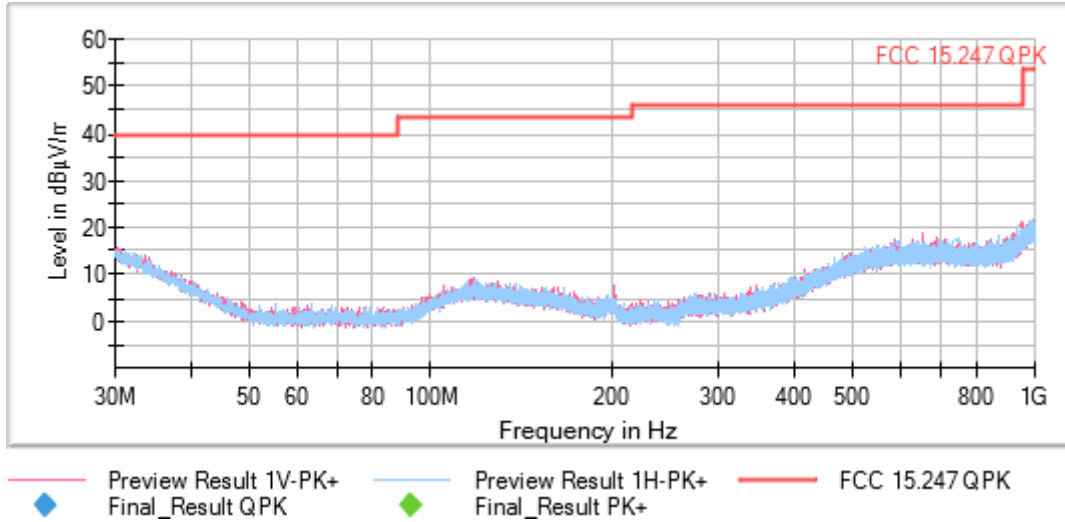
Frequency MHz = 2412.00000

Mode = SISO

Measurement Point = 1

Active Port = 1

**Images:**



**Tables:**

Spectrum Analyzer Parameters

	Subrange	Step Size	Detectors	Bandwidth	Sweep Time	Preamp
	Receiver: [ESR 7]					
	30 MHz - 1 GHz	30,312 kHz	PK+	100 kHz	1 s	0 dB

Frequency Range GHz = [0.03, 1]

Equipment Type = Digital Transmission System (DTS)

Modulation = 802.11n HT20 (OFDM MCS0 6.5 Mbit/s)

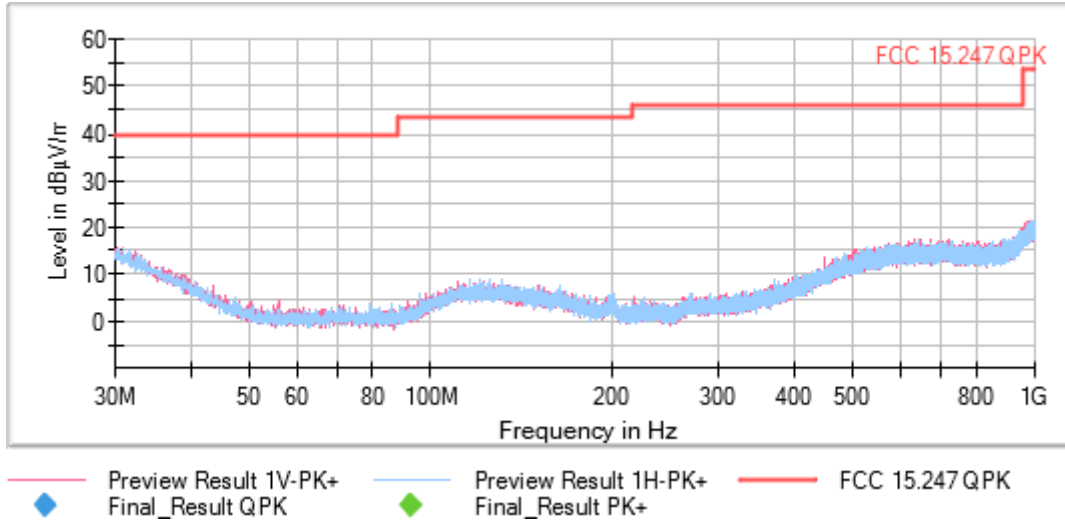
Frequency MHz = 2462.00000

Mode = SISO

Measurement Point = 1

Active Port = 1

**Images:**



**Tables:**

Spectrum Analyzer Parameters

	Subrange	Step Size	Detectors	Bandwidth	Sweep Time	Preamp
	Receiver: [ESR 7]					
	30 MHz - 1 GHz	30,312 kHz	PK+	100 kHz	1 s	0 dB

Frequency Range GHz = [1, 3]

Equipment Type = Frequency Hopping Spread Spectrum systems (DSS)

Modulation = 802.11n HT20 (OFDM MCS0  
 6.5 Mbit/s)

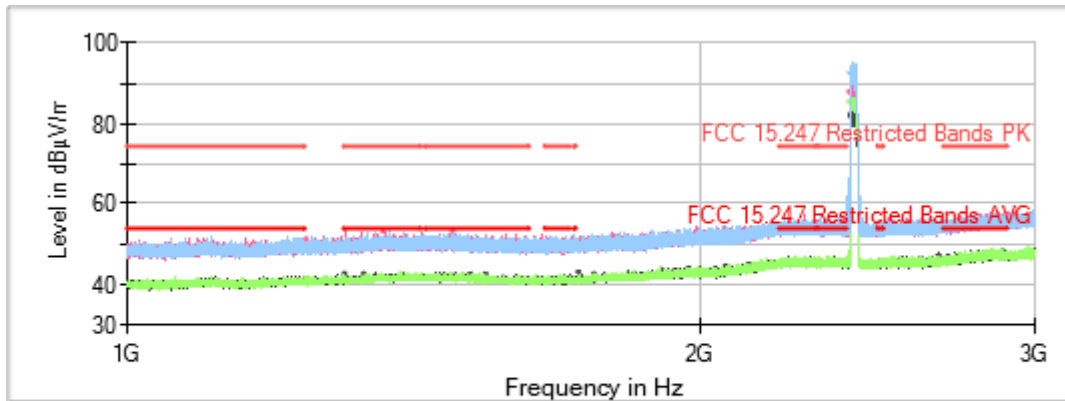
Frequency MHz = 2412.00000

Mode = SISO

Measurement Point = 1

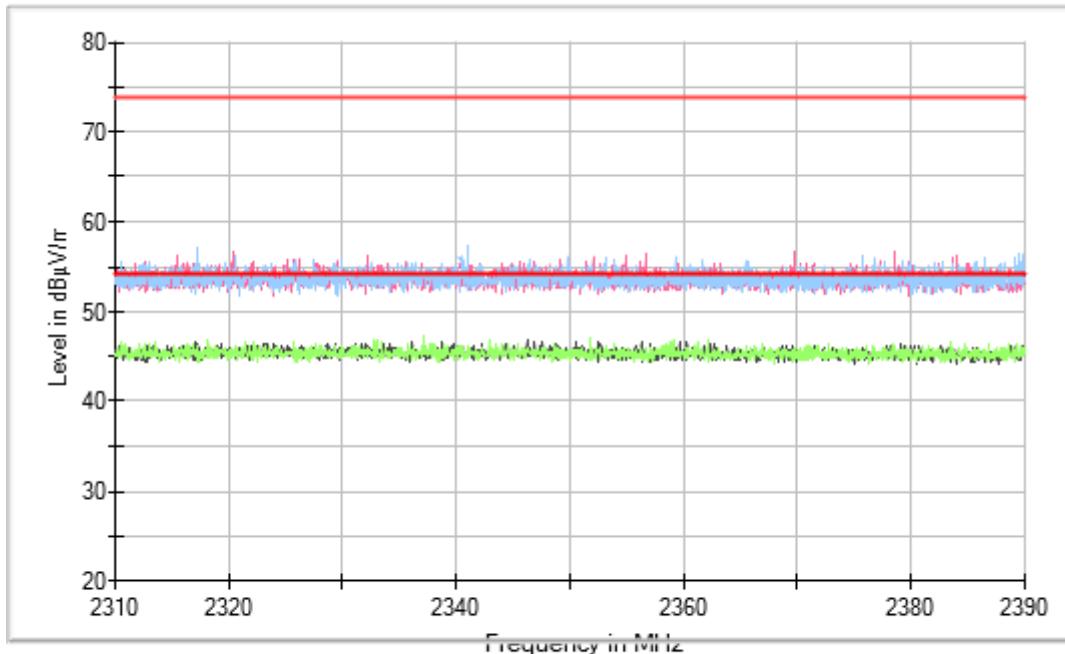
Active Port = 1

Images:



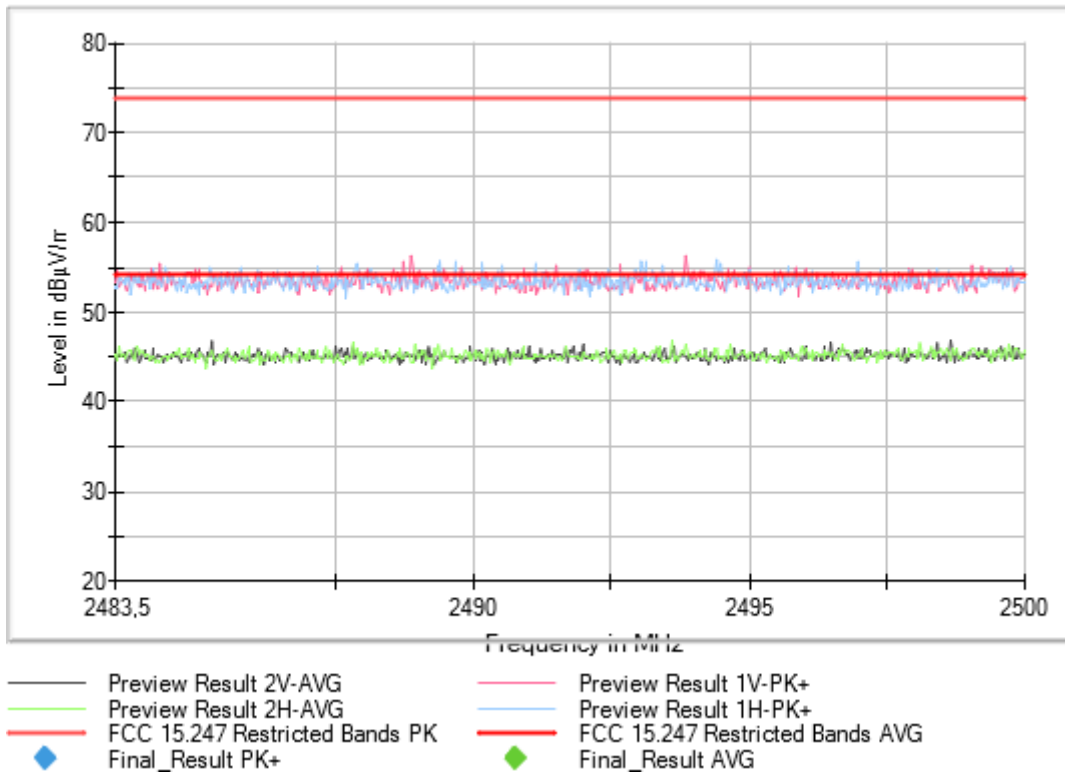
- |                                  |                                   |
|----------------------------------|-----------------------------------|
| — Preview Result 2V-AVG          | — Preview Result 1V-PK+           |
| — Preview Result 2H-AVG          | — Preview Result 1H-PK+           |
| — FCC 15.247 Restricted Bands PK | — FCC 15.247 Restricted Bands AVG |
| ◆ Final_Result PK+               | ◆ Final_Result AVG                |

Full Spectrum



- |                                  |                                   |
|----------------------------------|-----------------------------------|
| — Preview Result 2V-AVG          | — Preview Result 1V-PK+           |
| — Preview Result 2H-AVG          | — Preview Result 1H-PK+           |
| — FCC 15.247 Restricted Bands PK | — FCC 15.247 Restricted Bands AVG |
| ◆ Final_Result PK+               | ◆ Final_Result AVG                |

Full Spectrum



**Tables:**

Spectrum Analyzer Parameters

	Subrange	Step Size	Detectors	Bandwidth	Sweep Time	Preamp
	Receiver: [FSW 50]					
	1 GHz - 3 GHz	30,769 kHz	PK+ ; AVG	1 MHz	1 s	0 dB

Frequency Range GHz = [1, 3]

Equipment Type = Frequency Hopping Spread Spectrum systems (DSS)

Modulation = 802.11n HT20 (OFDM MCS0  
 6.5 Mbit/s)

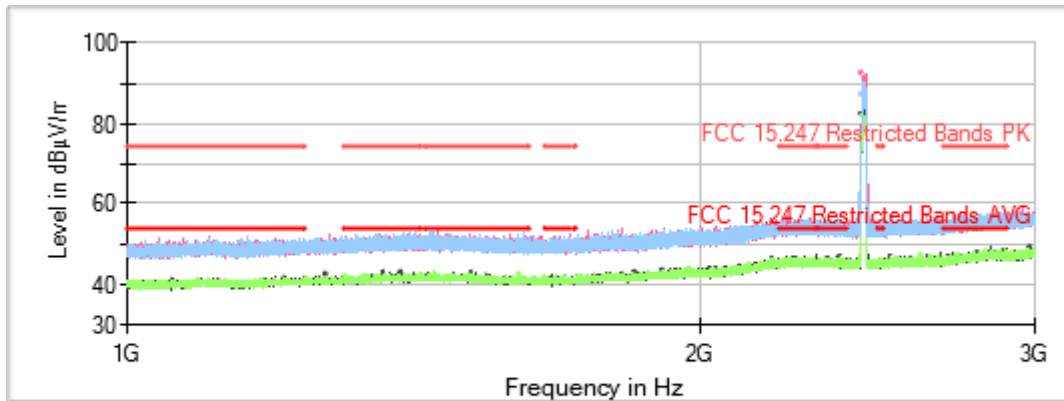
Frequency MHz = 2442.00000

Mode = SISO

Measurement Point = 1

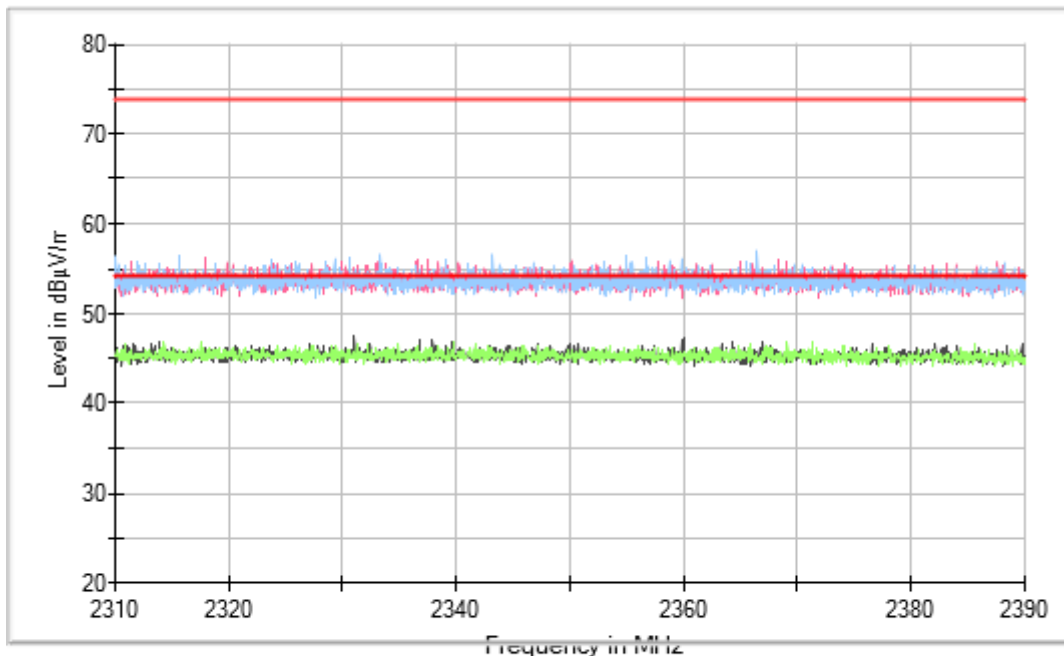
Active Port = 1

Images:



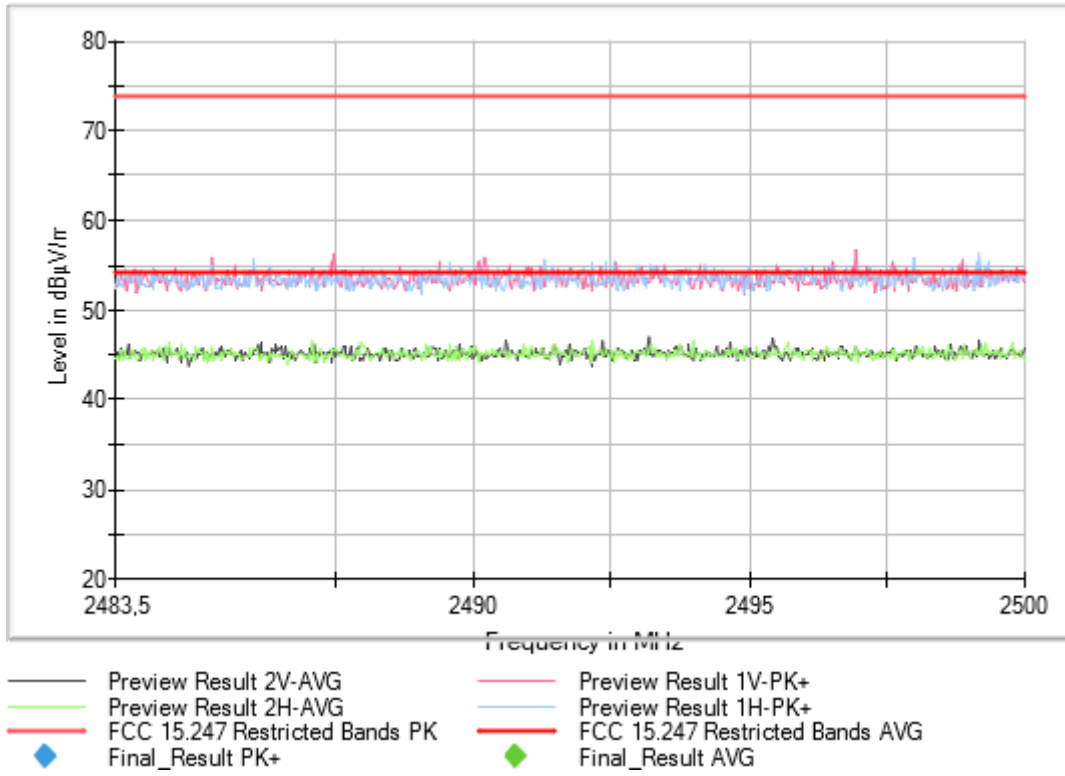
- |                                  |                                   |
|----------------------------------|-----------------------------------|
| — Preview Result 2V-AVG          | — Preview Result 1V-PK+           |
| — Preview Result 2H-AVG          | — Preview Result 1H-PK+           |
| — FCC 15.247 Restricted Bands PK | — FCC 15.247 Restricted Bands AVG |
| ◆ Final_Result PK+               | ◆ Final_Result AVG                |

Full Spectrum



- |                                  |                                   |
|----------------------------------|-----------------------------------|
| — Preview Result 2V-AVG          | — Preview Result 1V-PK+           |
| — Preview Result 2H-AVG          | — Preview Result 1H-PK+           |
| — FCC 15.247 Restricted Bands PK | — FCC 15.247 Restricted Bands AVG |
| ◆ Final_Result PK+               | ◆ Final_Result AVG                |

Full Spectrum



**Tables:**

Spectrum Analyzer Parameters

	Subrange	Step Size	Detectors	Bandwidth	Sweep Time	Preamp
	Receiver: [FSW 50]					
	1 GHz - 3 GHz	30,769 kHz	PK+ ; AVG	1 MHz	1 s	0 dB



Frequency Range GHz = [1, 3]

Equipment Type = Frequency Hopping Spread Spectrum systems (DSS)

Modulation = 802.11n HT20 (OFDM MCS0 6.5 Mbit/s)

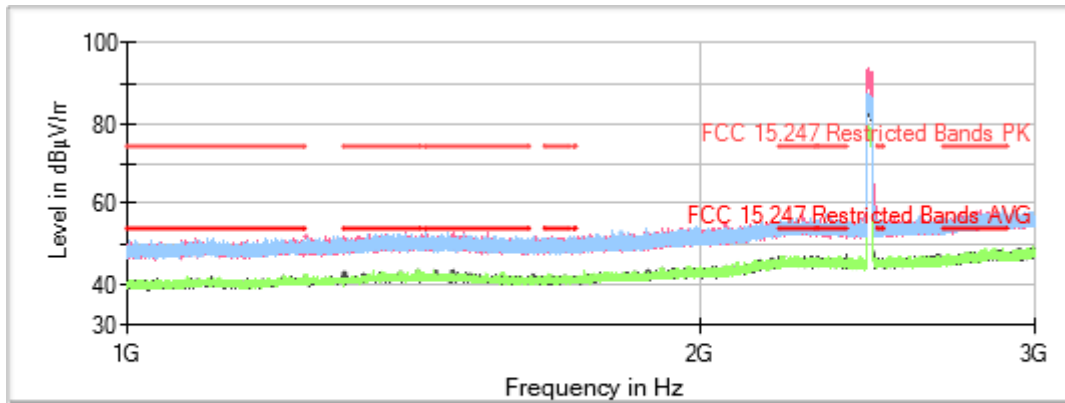
Frequency MHz = 2462.00000

Mode = SISO

Measurement Point = 1

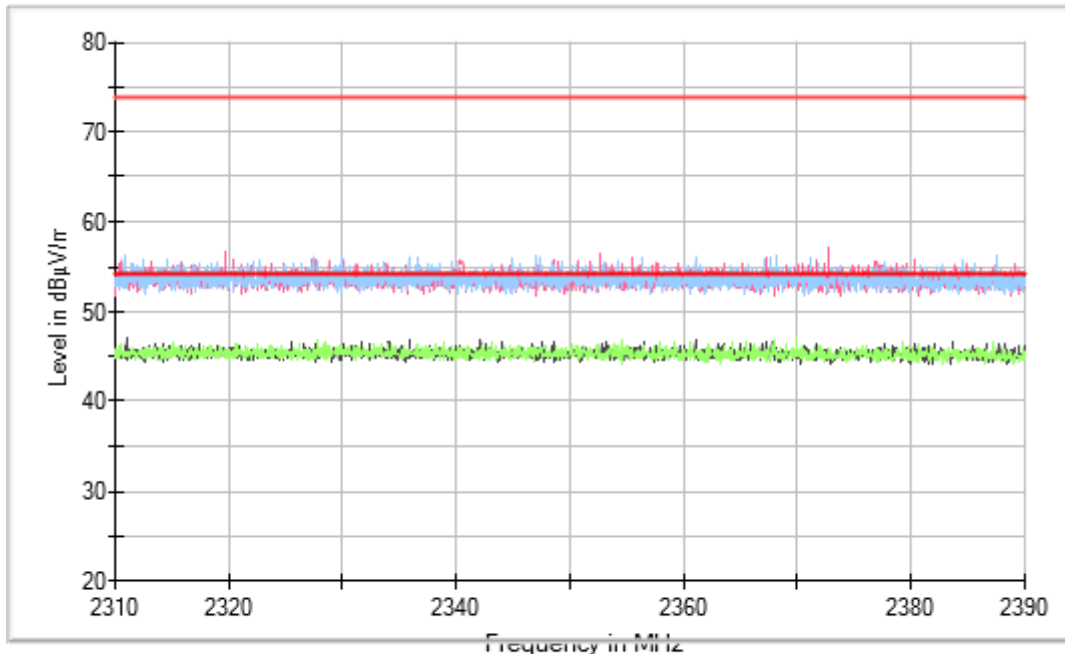
Active Port = 1

Images:



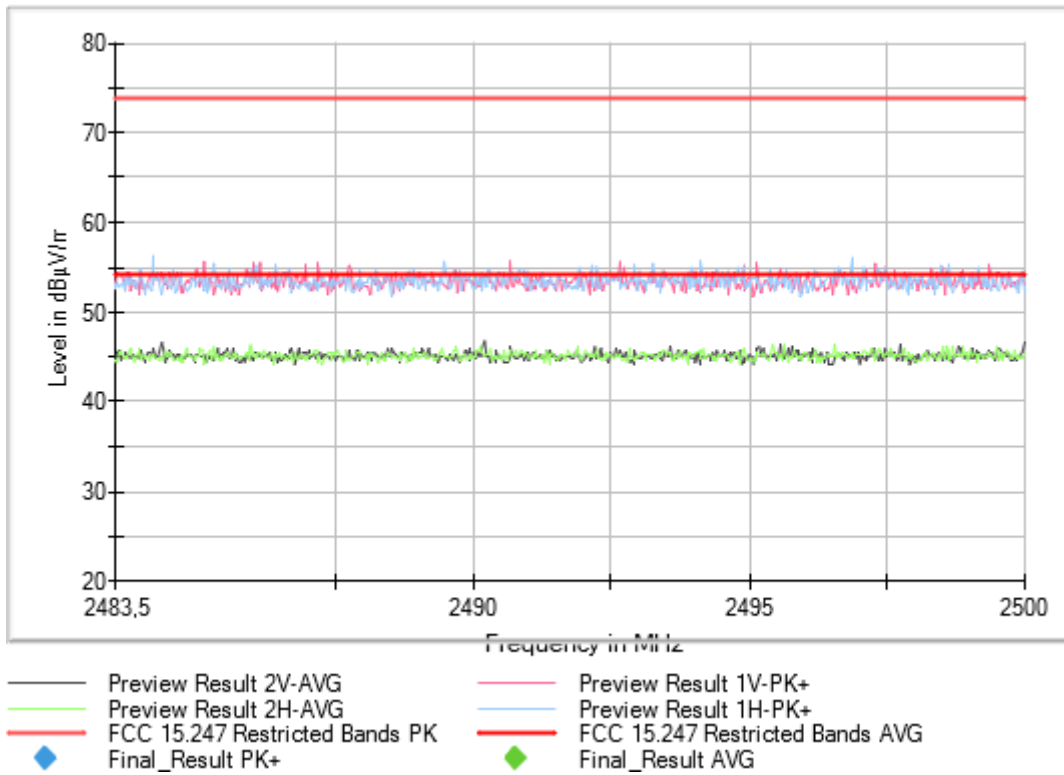
- |                                  |                                   |
|----------------------------------|-----------------------------------|
| — Preview Result 2V-AVG          | — Preview Result 1V-PK+           |
| — Preview Result 2H-AVG          | — Preview Result 1H-PK+           |
| — FCC 15.247 Restricted Bands PK | — FCC 15.247 Restricted Bands AVG |
| ◆ Final_Result PK+               | ◆ Final_Result AVG                |

Full Spectrum



- |                                  |                                   |
|----------------------------------|-----------------------------------|
| — Preview Result 2V-AVG          | — Preview Result 1V-PK+           |
| — Preview Result 2H-AVG          | — Preview Result 1H-PK+           |
| — FCC 15.247 Restricted Bands PK | — FCC 15.247 Restricted Bands AVG |
| ◆ Final_Result PK+               | ◆ Final_Result AVG                |

Full Spectrum



**Tables:**

Spectrum Analyzer Parameters

	Subrange	Step Size	Detectors	Bandwidth	Sweep Time	Preamp
	Receiver: [FSW 50]					
	1 GHz - 3 GHz	30,769 kHz	PK+ ; AVG	1 MHz	1 s	0 dB

Frequency Range GHz = [3, 17]

Equipment Type = Frequency Hopping Spread Spectrum systems (DSS)

Modulation = 802.11n HT20 (OFDM MCS0 6.5 Mbit/s)

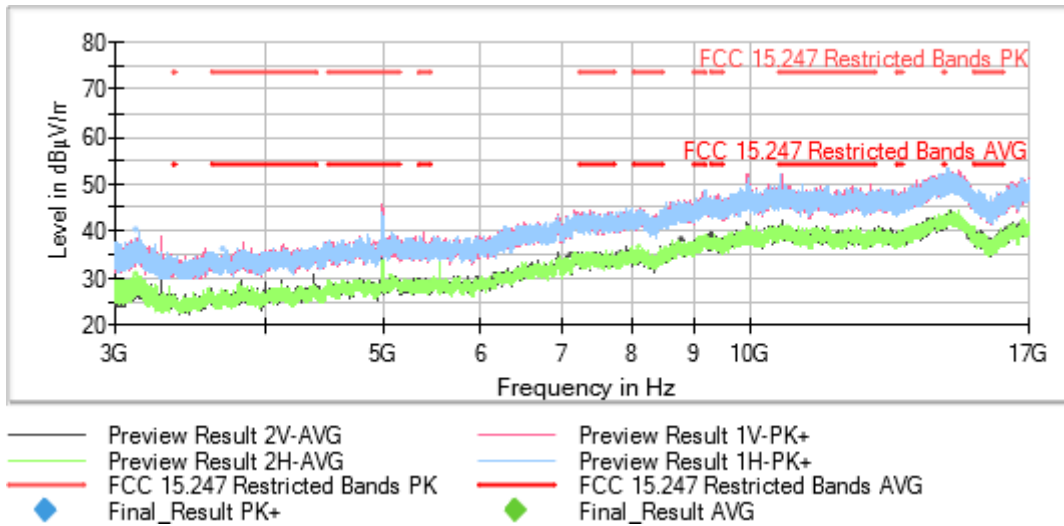
Frequency MHz = 2412.00000

Mode = SISO

Measurement Point = 1

Active Port = 1

**Images:**



**Tables:**

Spectrum Analyzer Parameters

	Subrange	Step Size	Detectors	Bandwidth	Sweep Time	Preamp
	Receiver: [FSW 50]					
	3 GHz - 17 GHz	140 kHz	PK+ ; AVG	1 MHz	1 s	0 dB

Frequency Range GHz = [3, 17]

Equipment Type = Frequency Hopping Spread Spectrum systems (DSS)

Modulation = 802.11n HT20 (OFDM MCS0 6.5 Mbit/s)

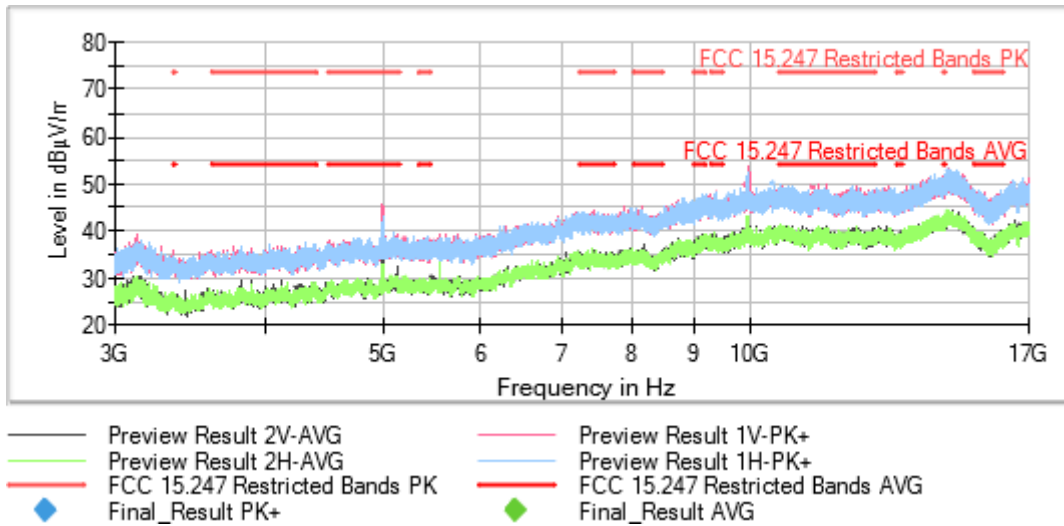
Frequency MHz = 2442.00000

Mode = SISO

Measurement Point = 1

Active Port = 1

**Images:**



**Tables:**

Spectrum Analyzer Parameters

	Subrange	Step Size	Detectors	Bandwidth	Sweep Time	Preamp
	Receiver: [FSW 50]					
	3 GHz - 17 GHz	140 kHz	PK+ ; AVG	1 MHz	1 s	0 dB

Frequency Range GHz = [3, 17]

Equipment Type = Frequency Hopping Spread Spectrum systems (DSS)

Modulation = 802.11n HT20 (OFDM MCS0 6.5 Mbit/s)

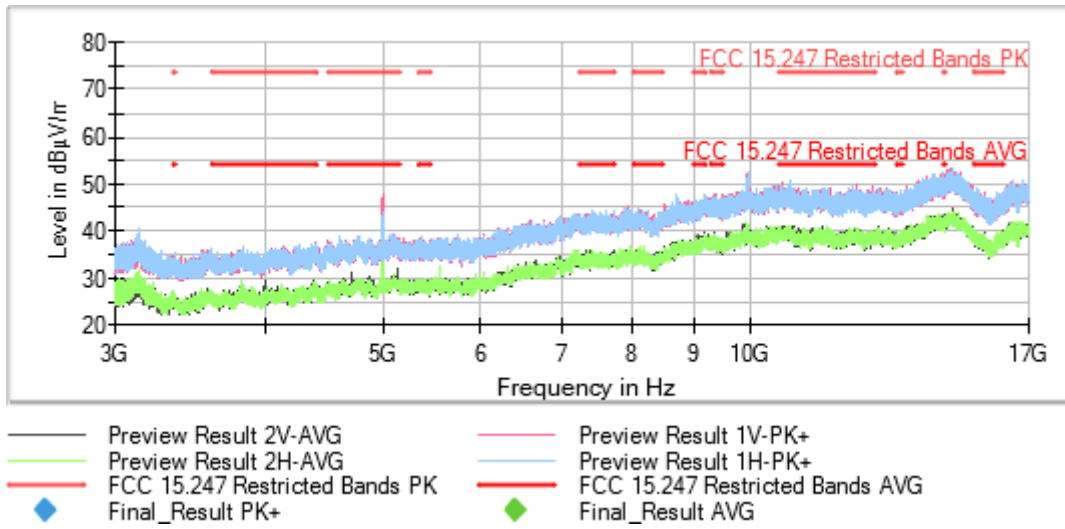
Frequency MHz = 2462.00000

Mode = SISO

Measurement Point = 1

Active Port = 1

**Images:**



**Tables:**

Spectrum Analyzer Parameters

	Subrange	Step Size	Detectors	Bandwidth	Sweep Time	Preamp
	Receiver: [FSW 50]					
	3 GHz - 17 GHz	140 kHz	PK+ ; AVG	1 MHz	1 s	0 dB

Frequency Range GHz = [17, 26]

Equipment Type = Digital Transmission System (DTS)

Modulation = 802.11n HT20 (OFDM MCS0 6.5 Mbit/s)

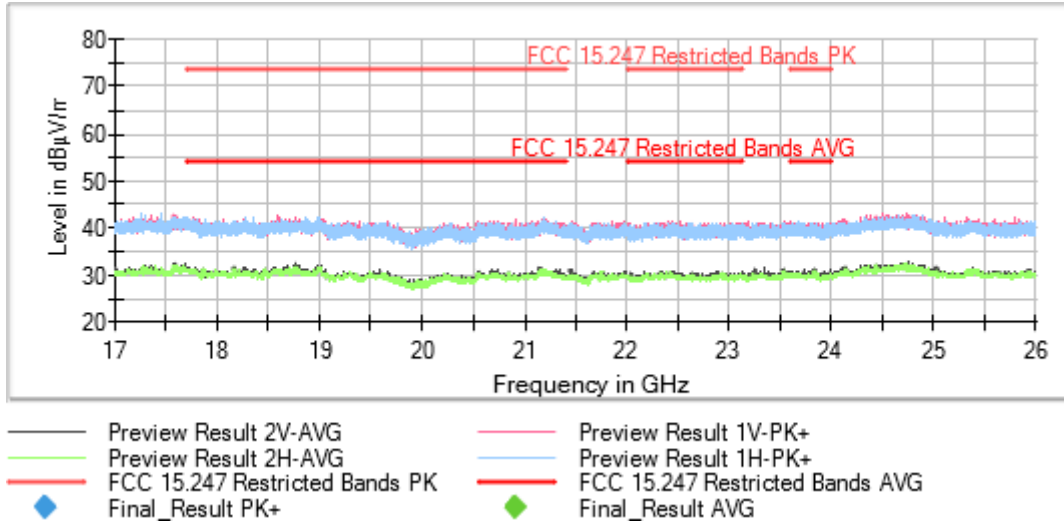
Frequency MHz = 2412.00000

Mode = SISO

Measurement Point = 1

Active Port = 1

**Images:**



**Tables:**

Spectrum Analyzer Parameters

	Subrange	Step Size	Detectors	Bandwidth	Sweep Time	Preamp
	Receiver: [FSW 50]					
	17 GHz - 26 GHz	300 kHz	PK+ ; AVG	1 MHz	1 s	0 dB

Frequency Range GHz = [17, 26]

Equipment Type = Digital Transmission System (DTS)

Modulation = 802.11n HT20 (OFDM MCS0 6.5 Mbit/s)

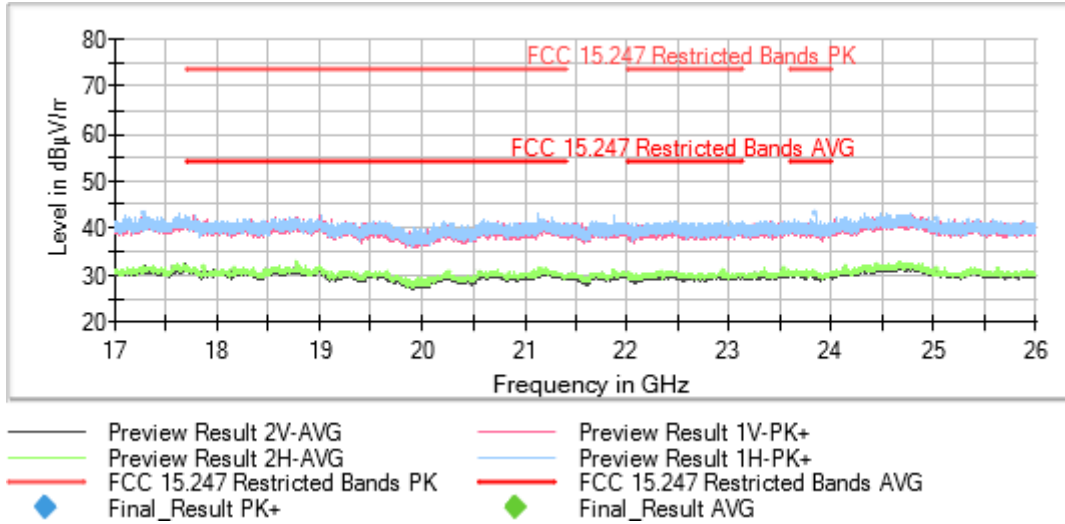
Frequency MHz = 2442.00000

Mode = SISO

Measurement Point = 1

Active Port = 1

**Images:**



**Tables:**

Spectrum Analyzer Parameters

	Subrange	Step Size	Detectors	Bandwidth	Sweep Time	Preamp
	Receiver: [FSW 50]					
	17 GHz - 26 GHz	300 kHz	PK+ ; AVG	1 MHz	1 s	0 dB

Frequency Range GHz = [17, 26]

Equipment Type = Digital Transmission System (DTS)

Modulation = 802.11n HT20 (OFDM MCS0 6.5 Mbit/s)

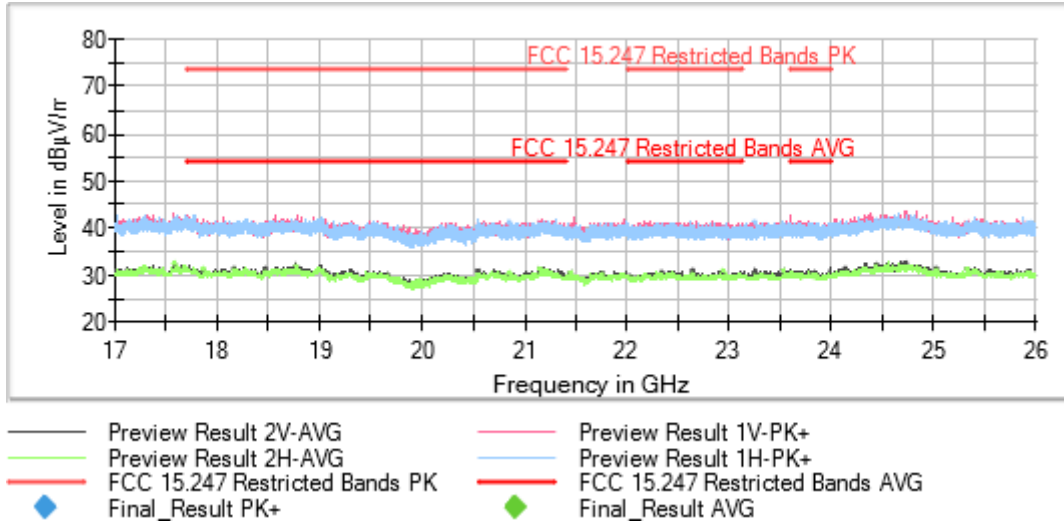
Frequency MHz = 2462.00000

Mode = SISO

Measurement Point = 1

Active Port = 1

**Images:**



**Tables:**

Spectrum Analyzer Parameters

	Subrange	Step Size	Detectors	Bandwidth	Sweep Time	Preamp
	Receiver: [FSW 50]					
	17 GHz - 26 GHz	300 kHz	PK+ ; AVG	1 MHz	1 s	0 dB