

Please press brake pedal

This message appears on vehicles with an automatic gearbox if you try to start the engine without first pressing the brake pedal.

Please press clutch pedal

This message appears if you try to start the engine without first pressing the clutch pedal. The engine will only start if you press the clutch pedal.

Please engage N or P

This message will appear if you try to start or switch off the engine when the selector lever is not in N or P. The engine can then not be started or switched off.

Switch off ignition before leaving car. Battery is being discharged

This message appears and the buzzer sounds if you open the driver's door while the ignition is switched on. Switch off the ignition to prevent the vehicle battery from being discharged.

Shift to P, vehicle can roll away. Doors can only be locked in P

For safety reasons, this message will appear if the selector lever of the automatic gearbox is not in position P when you switch off the ignition. Put the selector lever in position P; otherwise the vehicle can roll away and cannot be locked.



Starting the engine after a malfunction



Applies to: vehicles with convenience key

If the remote control key battery is exhausted or if radio interference or a system malfunction occurs, extra steps may be necessary in order to start the engine.



Fig. 97 Steering column/remote control key: Starting the engine after a malfunction

If the message  **Key not recognised. See owner's manual** or  **Remote control key: hold back of key against marked area. See owner's manual** is displayed, you can still start the engine manually.

- ▶ Manual gearbox: Press the clutch pedal.
- ▶ Automatic gearbox: Press the brake pedal.
- ▶ Hold the remote control key against the symbol  ⇒ Fig. 97, as shown in the illustration.
- ▶ Press the **[START ENGINE STOP]** button ⇒  in *Starting the engine on page 91*. The engine should start.
- ▶ Drive to a qualified workshop soon and have the fault rectified.

 Note

You can call up the driver message again by pressing the **[START ENGINE STOP]** button.

Start/stop system**Description**

Applies to: vehicles with start/stop system

The start/stop system can help to save fuel and reduce CO₂ emissions.

In start/stop mode, the engine is switched off automatically when the vehicle stops, e.g. at