

NOTICE

If the vehicle has been driven at high load for a long period, the engine can overheat when it is switched off. In order to avoid damage to the engine, allow the engine to run in neutral for approximately two minutes before switching it off.

After the engine is switched off, the radiator fan in the engine compartment may run on for some minutes, even if the ignition is switched off or the vehicle key has been removed. The radiator fan will switch itself off automatically.

Electronic immobiliser

The immobiliser helps to prevent the engine from being started and driven with an unauthorised vehicle key.

There is a chip in the key. It deactivates the immobiliser automatically when a valid vehicle is located inside the vehicle → page 79.

The electronic immobiliser is activated automatically once the valid vehicle key is no longer located inside the vehicle → page 79.

The engine can only be started using a genuine Volkswagen vehicle key with the correct code. Coded vehicle keys are available from a Volkswagen dealership → page 77.

The vehicle cannot be operated properly if you do not have a genuine Volkswagen key.

Troubleshooting

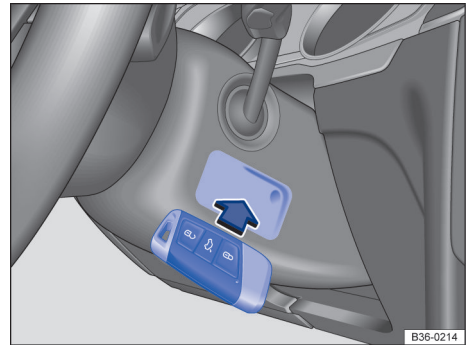


Fig. 132 On the right-hand side of the steering column: emergency start function in vehicles with the keyless access locking and starting system.

EPC Engine management system fault

The indicator lamp lights up yellow.

Engine management system fault.

- The engine should be checked by a qualified workshop as soon as possible.

Engine speed limited

The indicator lamp lights up yellow.

The engine speed has been limited to prevent the engine from overheating.

The engine speed is shown on the instrument cluster display.

The engine speed limit is removed in the following instances:

- The engine is no longer at a critical temperature.
- Driver's foot has been taken off the accelerator.

in conjunction with EPC engine speed limit due to a fault in the engine management system

The indicator lamps light up yellow.

The engine speed limit is triggered by a fault in the engine management system.

- Make sure that the displayed engine speed is not exceeded.
- The engine should be checked by a qualified workshop as soon as possible.

Preheating system / engine management system

Vehicles with diesel engine:

The indicator lamp **lights up** yellow.

The indicator lamp in the instrument cluster lights up for a few seconds when the diesel engine is being pre-heated.

The indicator lamp **flashes** yellow.

There is a fault in the engine management system.

- The engine should be checked by a qualified workshop as soon as possible.

No valid vehicle key detected

A corresponding display will appear in the instrument cluster.

The vehicle key may not be detected if the button cell in the key is discharged or too weak.

It is necessary to perform an emergency start:


- Depress and hold the brake pedal.
- Hold the vehicle key to the right of the steering column trim directly after pressing the starter button → [Fig. 132](#).
- The ignition is switched on automatically, and in some cases the engine is started.

Engine cannot be switched off

The engine cannot be switched off by pressing the starter button briefly.


It is necessary to perform an emergency switch-off:

- Press the starter button twice within a few seconds or press and hold once.

The engine will switch off automatically →  in *Starter button* on page 145.

Engine cannot be started

A corresponding message appears on the instrument cluster display if an unauthorised vehicle key is used, or in the event of a system fault.

- Use an authorised vehicle key.
- Seek expert assistance if the problem persists. 

Start/stop system








Fig. 133 In the lower part of the centre console: button for the start/stop system.

The start/stop system automatically switches the engine off when the vehicle is coming to a stop and when stationary. When required, the engine restarts automatically.

Switching on the start/stop system


The function is automatically activated every time the ignition is switched on. The instrument cluster display will show information about the current status.


Vehicles with a DSG® dual clutch gearbox may be fitted with a start/stop system featuring eco-coasting. Eco-coasting is deactivated and activated in conjunction with the start/stop system.

Additional information about the start/stop mode is available by pressing the  button or function button and the , , and  function buttons in the Infotainment system. This information also applies to coasting.

Always switch off the start/stop system manually when driving through water.

Indicator lamps

If the indicator lamp  lights up, the start/stop system is available and the automatic engine stop is active.

If the indicator lamp  lights up, the start/stop system is not available, or the start/stop system has started the engine automatically → page 149.

The display on the instrument cluster may show the status of the start/stop system. 