





EXHIBIT 3 - EUT INTERNAL PHOTOGRAPHS

<p>EUT Housing and Board View 1</p>	
<p>EUT Housing and Board View 2</p>	

<p style="text-align: center;">Solder Board-Component View 1</p>	 A photograph of a green printed circuit board (PCB) populated with various electronic components. The board is oriented vertically and features a blue multi-pin connector along its left edge. Components include several integrated circuits, resistors, capacitors, and a large silver cylindrical component. The PCB is placed on a blue textured surface next to a black ruler with white markings in millimeters. The ruler shows the board's dimensions, which are approximately 100 mm in height and 150 mm in width.
<p style="text-align: center;">Solder Board-Component View 2</p>	 A photograph showing the reverse side of the green PCB. The board is populated with numerous small, gold-colored surface-mount components, likely solder joints or small passive components. The board is placed on the same blue textured surface next to the same black ruler. The ruler indicates the board's dimensions, which are approximately 100 mm in height and 150 mm in width.