







## EXHIBIT 2 - EUT PHOTOGRAPHS

<p><b>EUT View 1</b></p>	
<p><b>EUT View 2</b></p>	

<p><b>EUT View 3</b></p>	
<p><b>EUT View 4</b></p>	

<p><b>EUT View 5</b></p>	 A photograph showing a white, rectangular electronic unit (EUT) with rounded corners. The top surface is white and features a circular recessed area with a crosshair-like symbol. The device is placed on a blue textured surface next to a black ruler with white markings. The ruler is positioned vertically to the left of the device, with the 0 mark at the top and the 100 mm mark at the bottom. The device's width is approximately 100 mm.
<p><b>EUT View 6</b></p>	 A photograph showing the same white, rectangular electronic unit from a different perspective. The top surface is white and features a vertical slot or opening. The device is placed on a blue textured surface next to a black ruler with white markings. The ruler is positioned vertically to the left of the device, with the 0 mark at the top and the 100 mm mark at the bottom. The device's width is approximately 100 mm.

**EUT View 7**

