

NBDVR322GW_Label Sample and Label Location


This is a E-label, when custom scan the system Info, they can find the FCC ID in the product.
The steps as below, the other instruction information please refer to the User Manual.

Step 1:



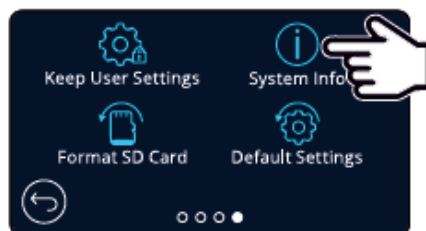
Press the 'Menu' button to enter the Dash Cam's menu system.

Step 2:

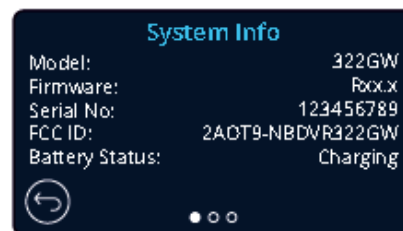


Press the 'Setup' button.

Step 3:



Swipe through the menu pages and select System Info.



The FCC Identifier (FCC ID) is seen as above.