

尺寸: 108*72mm

YOOTECH®

Wireless Charger Stand User Manual **X1**

Environmentally friendly disposal



Old electrical appliances must not be disposed of together with the residual waste, but have to be disposed of separately. The disposal at the communal collecting point via private persons is for free. The owner of old appliances is responsible to bring the appliances to these collecting points or to similar collection points. With this little personal effort, you contribute to recycle valuable raw materials and the treatment of toxic substances.

FCC ID: 2AOSUX1

FCC STATEMENT:

This device complies with part 15 of the FCC rules.

Operation is subject to the following two conditions:

(1) this device may not cause harmful interference, and (2) this device must accept any interference received, including interference that may cause undesired operation.

This equipment has been tested and found to comply with the limits for a WPC device, pursuant to Part 18 of the FCC Rules. These limits are designed to provide reasonable protection against harmful interference in a residential installation.

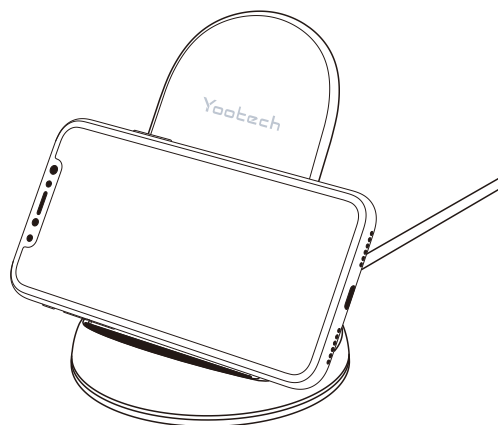
CAUTION: Changes or modifications not expressly approved by the party responsible for compliance could void the user's authority to operate the product.

NOTE: This equipment has been tested and found to comply with the limits for a wireless power charger, pursuant to Part 18 of the FCC Rules. These limits are designed to provide reasonable protection against harmful interference in a residential installation. This equipment generates, uses and can radiate radio frequency energy and, if not installed and used in accordance with the instructions, may cause harmful interference to radio communications. However, there is no guarantee that interference will not occur in a particular installation. If this equipment does cause harmful interference to radio or television reception, which can be determined by turning the equipment off and on, the user is encouraged to try to correct the interference by one or more of the following measures:

- Reorient or relocate the receiving antenna.
- Increase the separation between the equipment and receiver.
- Connect the equipment into an outlet on a circuit different from that to which the receiver is connected.
- Consult the dealer or an experienced radio/TV technician for help.

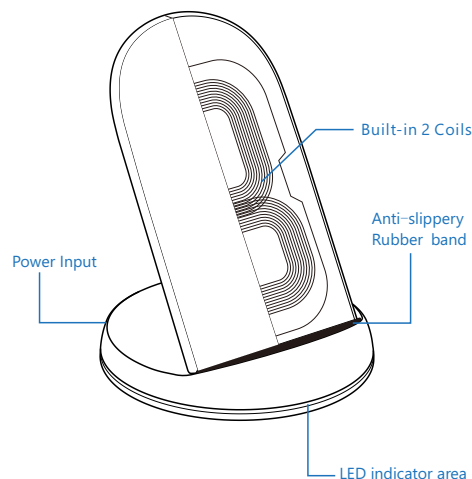
Thanks For Choosing Us!

In order to bring you a better experience, read this manual and also please refer to your mobile phone or your electronic product manual.



Product Introduction

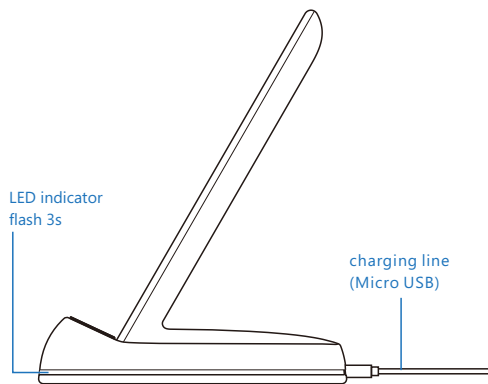
Wireless charger **X1** is an intelligent simple design product, compatible with all Qi-enabled cell phones and devices. You don't need any cords to plug in and out any more. Just placing your device in the center of **X1**, you are free to enjoy your wireless and limitless charging experience now!



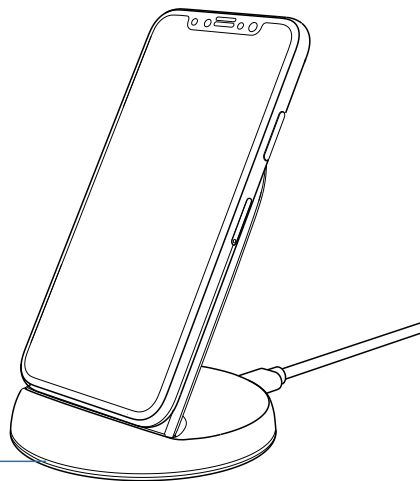
Use Instruction

1. Please use good brand 2A adapter or QC2.0/QC3.0 fast charging adapter(9V,1.67A).

2. Connecting power with USB port, the indicator will flash for 3 seconds when power is on.



3. ① Locate your phone on charging pad and make sure it at sweet spot for effective charging.



LED indicator flash 15s

② When the phone is charged successfully, the LED indicator will flash for 15 seconds then off to keep the whole charging process sleep-friendly.

Product Specification

Model: **X1**

Size: 90.3mm*110mm

Input: 5V --- 2A ,9V --- 1.67A

Output: 5W/7.5W/10W

Charging Distance: 4mm-6mm

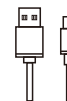
Coils: 2 coils

Net Weight: 118g

Package Contents



Wireless Charger Stand
x1



charging line
x1



Instruction book
x1

Attention

1. Keep the charger away from water and other liquid is required.
2. Please make sure the power is cut off before you start to clean the charger.
3. Use the charger under temperature only between 0-45°C.
4. Do not drop the product or submit it to impact.
5. Dropping the product or submitting it to impact can cause the product to malfunction.
6. Do not place the product in an area exposed to heat, direct sunlight, dampness, moisture, rain, vibration, shock, dust or sand.
7. Do not place the product near any kind of magnet or expose it to excessive vibration.