

Wireless Charger RC200 User Manual

FCC STATEMENT:

This equipment has been tested and found to comply with the limits for a WPC device, pursuant to Part 18 of the FCC Rules. These limits are designed to provide reasonable protection against harmful interference in a residential installation.

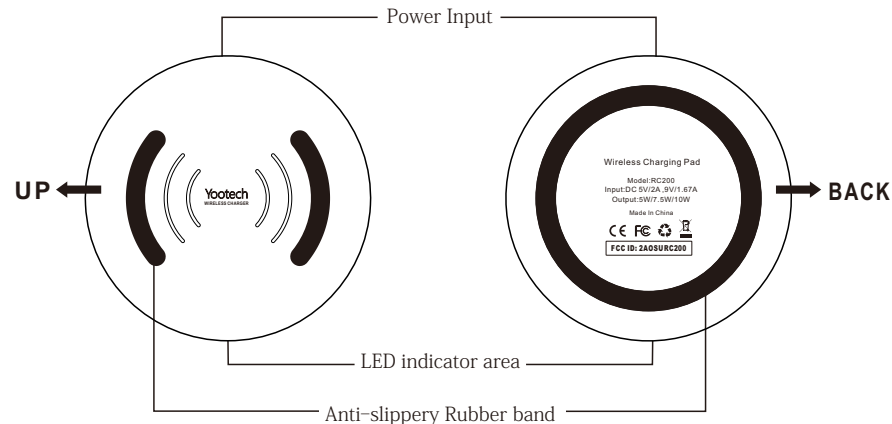
CAUTION: Changes or modifications not expressly approved by the party responsible for compliance could void the user's authority to operate the product.

NOTE: This equipment has been tested and found to comply with the limits for a wireless power charger, pursuant to Part 18 of the FCC Rules. These limits are designed to provide reasonable protection against harmful interference in a residential installation. This equipment generates, uses and can radiate radio frequency energy and, if not installed and used in accordance with the instructions, may cause harmful interference to radio communications. However, there is no guarantee that interference will not occur in a particular installation. If this equipment does cause harmful interference to radio or television reception, which can be determined by turning the equipment off and on, the user is encouraged to try to correct the interference by one or more of the following measures:

- Reorient or relocate the receiving antenna.
- Increase the separation between the equipment and receiver.
- Connect the equipment into an outlet on a circuit different from that to which the receiver is connected.
- Consult the dealer or an experienced radio/TV technician for help.

Product Introduction

Wireless charger **RC200** is an intelligent simple design product, compatible with all Qi-enabled cell phones and devices. You don't need any cords to plug in and out any more. Just placing your device in the center of **RC200**, you are free to enjoy your wireless and limitless charging experience now!



Input: 5V/2A, 9V/1.67A	Output: 5W/7.5W/10W
Charging Distance: ≤10mm	Charging Efficiency: ≥73%
Size: 89.6mmX11mm	

IMPORTANCE

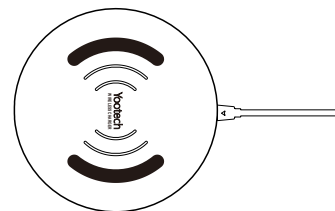
(How to output 5w/7.5w/10w?)

Output Power	Adapter Type	Compatible Device
5W How can work with 5W wireless charging power?	Using 5V,2A adapter	It is compatible with Any enabled devices like iPhone 8/ iPhone 8 plus/ iPhone X, Samsung Galaxy Note 8/ S8/ S8plus / S7/ S7edge/ S6 edge plus/ Note 5/ S6/ S6 edge/ S9 series devices and so on.
7.5W How can work with 7.5W wireless charging power (Max output power up to 7.5W fast wireless charging standard)?	Using QC2.0/QC3.0 fast charging adapter(9V,1.67A) Such as: ① Samsung fast charging adapter(9V,1.67A) ② Anker QC2.0/3.0 fast charging adapter	It is only compatible with iPhone 8/ iPhone 8 plus/ iPhone X and so on.
10W How can work with 10W wireless charging power (Max output power up to 10W fast wireless charging standard)?	Using QC2.0/QC3.0 fast charging adapter(9V,1.67A) Such as: ① Samsung fast charging adapter(9V,1.67A) ② Anker QC2.0/3.0 fast charging adapter	It is only compatible with Samsung Galaxy Note 8/ S8/ S8plus/S7/ S7edge/ S6 edge plus/ Note 5/ S9 series devices so far.

Use Instruction

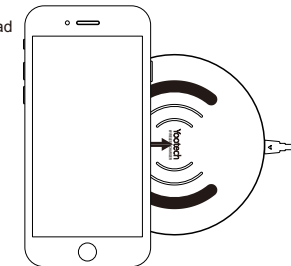
1. Please use good brand 2A adapter or QC2.0/QC3.0 fast charging adapter(9V,1.67A).

2. Connecting power with USB port, the indicator will flash for 3 seconds when power is on.



3. ① Locate your phone on charging pad and make sure it at sweet spot for effective charging.

② When the phone is charged successfully, the LED indicator will flash for 16 seconds then off to keep the whole charging process sleep-friendly.



Package Contents

Wireless Charger(**RC200**)
USB Cable
User Manual

Attention:

1. Keep the charger away from water and other liquid is required.
2. Please make sure the power is cut off before you start to clean the charger.
3. Use the charger under temperature only between 0-45°C