


Wireless Charger RC100



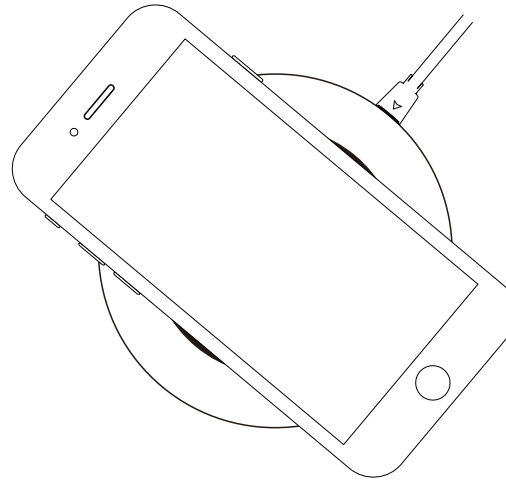
User Manual

CE RoHS  
FCC ID: 2AOSURC100

-1-

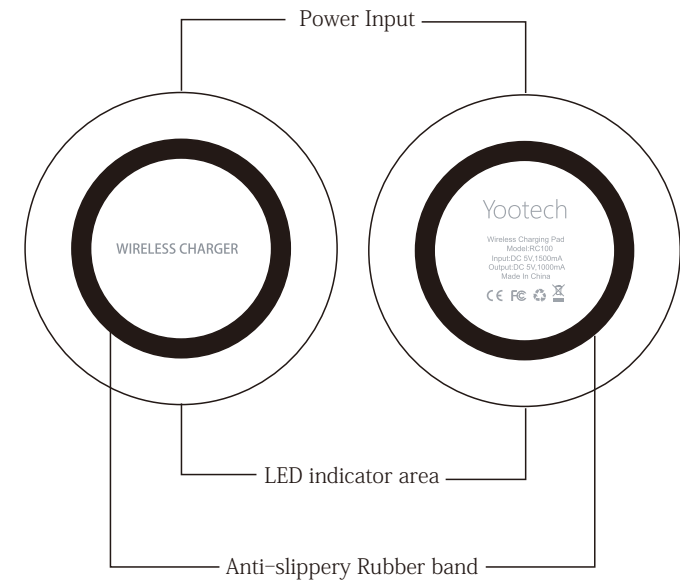
Product Introduction

Wireless charger **RC100** is an intelligent product. There is no need to plug your phone's charger port in or out. Just simply place your devices on **RC100** pad and you are free to enjoy your wireless and limitless charging experience now!



-2-

Product Outline



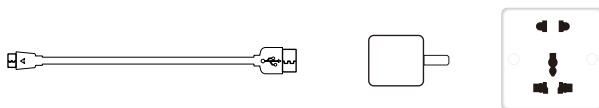
-3-

Applicable Devices

iPhone X/iPhone 8/iPhone 8 plus, Samsung Galaxy Note8/Note5, S8/S8+/S7/S7 edge/S6/S6 edge/S6 edge+, Google Nexus 4/5/6, LG V30 and more.

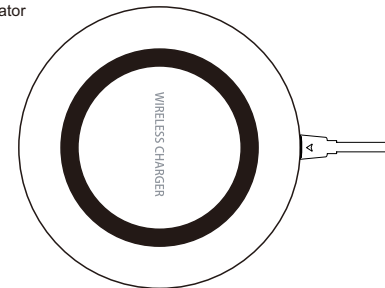
Instructions

1. For best charging on sweet spot, please use 2A adapter (NOT INCLUDED) or Original adapter and cables.



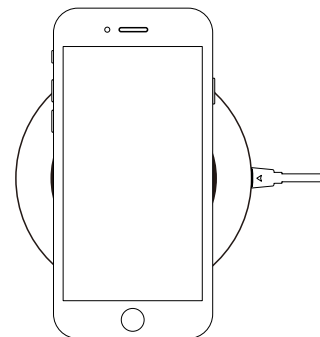
-4-

2. Connecting power with USB port, the indicator will flash for seconds when power is on.



3. ① Locate your phone on charging pad and make sure it at sweet spot for effective charging.

- ② When the phone is charged successfully, the LED indicator will flash for 30 seconds then off to keep the whole charging process sleep-friendly.



-5-

Package Contents

Wireless Charger(RC100)
USB cable
User Manual

Product Specification

Input: 5V,1500mA
Output: 5V,1000mA
Charging Distance: ≤10mm
Charging Efficiency: ≥73%
Size: 89.6mmX8.4mm

Attention:

1. Keep the charger away from water and other liquid.
2. Please make sure the power is cut off before you start to clean the charger.
3. Use the charger under temperature only between 0-45°C.

-6-

FCC Statement

The device complies with part 15 and 18 of the FCC Rules. Operation is subject to the following two conditions: (1) This device may not cause harmful interference, and (2) this device must accept any interference received, including interference that may cause undesired operation.

Changes or modifications not explicitly approved by the party responsible for compliance could void the user's authority to operate this equipment.

Note: this equipment has been tested and found to comply with the limits for a Class B digital device, pursuant to part 15 of the FCC Rules. These limits are designed to provide reasonable protection against harmful interference in a residential installation.

This equipment generates, uses and can radiate radio frequency energy and, if not installed and used in accordance with the instructions, may cause harmful interference to radio communications. However, there is no guarantee that interference will not occur in a particular installation. If this equipment does cause harmful interference to radio or television reception, which can be determined by turning the equipment off and on, the user is encouraged to try to correct the interference by one or more of the following measures:

- Reorient or relocate the receiving antenna.
- Increase the separation between the equipment and receiver.
- Connect the equipment into an outlet on a circuit different from that to which the receiver is connected.
- Consult the dealer or an experienced radio/TV technician for help.

The equipment complies with FCC radiation exposure limits set forth for an uncontrolled environment. This device has been tested for human exposure limits and found compliant at a minimum distance of 10cm during operation. Thus during the operation of device a distance of 10cm must be respected in every direction.