

说明书
 尺寸: 108*72mm
 材料: 128g双铜纸
 工艺: 4C(参考蓝色3005C和红色1788C)
 折法: 风琴折



Wireless Charging Pad
F500
 User Manual



Hereby, [Shenzhen Kaixinghui Technology Co., Ltd] declares that the radio equipment type [F500] is in compliance with Directive 2014/53/EU. The full text of the EU declaration of conformity is available at the following internet address: <http://www.yootech.net/download.html>

NOTE: This equipment has been tested and found to comply with the limits for a Class B digital device, pursuant to Part 15 of the FCC Rules. These limits are designed to provide reasonable protection against harmful interference in a residential installation. This equipment generates, uses and can radiate radio frequency energy and, if not installed and used in accordance with the instructions, may cause harmful interference to radio communications. However, there is no guarantee that interference will not occur in a particular installation. If this equipment does cause harmful interference to radio or television reception, which can be determined by turning the equipment off and on, the user is encouraged to try to correct the interference by one or more of the following measures:

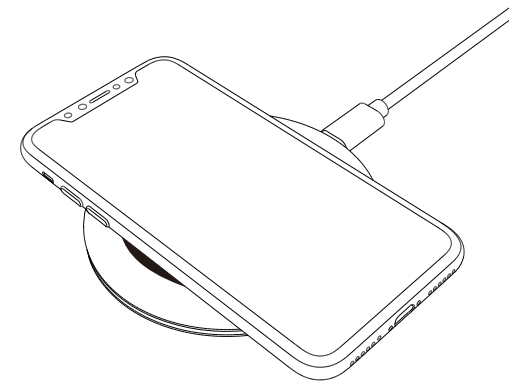
- Reorient or relocate the receiving antenna.
- Increase the separation between the equipment and receiver.
- Connect the equipment into an outlet on a circuit different from that to which the receiver is connected.
- Consult the dealer or an experienced radio/TV technician for help.

CAUTION: Changes or modifications not expressly approved by the party responsible for compliance could void the user's authority to operate the product.

This equipment complies with FCC radiation exposure limits set forth for an uncontrolled environment. This equipment should be installed and operated with minimum distance 20cm between the radiator and your body. This transmitter must not be co-located or operating in conjunction with any other antenna or transmitter.

Thanks For Choosing Us!

In order to bring you a better experience, read this manual and also please refer to your mobile phone or your electronic product manual.



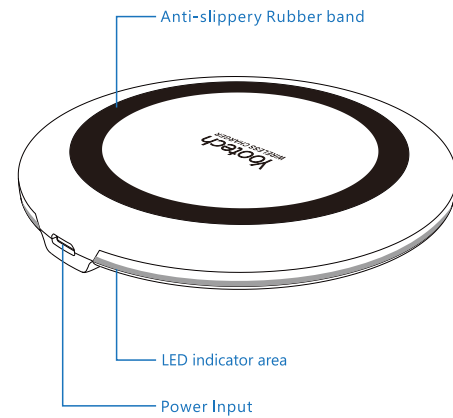
FCC ID: 2AOSUF500S



This device complies with Part 15 of the FCC Rules. Operation is subject to the following two conditions: (1) this device may not cause harmful interference, and (2) this device must accept any interference received, including interference that may cause undesired operation.

Product Introduction

Wireless charger **F500** is an intelligent simple design product, compatible with all Qi-enabled cell phones and devices. You don't need any cords to plug in and out any more.

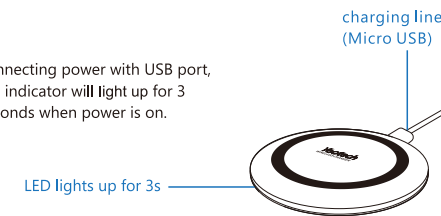


Just placing your device in the center of **F500**, you are free to enjoy your wireless and limitless charging experience now!

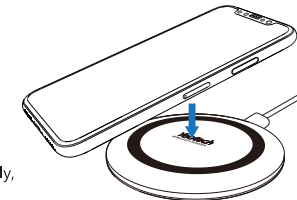
Use Instruction

1. Please use good brand 5V,2A adapter or QC2.0/QC3.0 fast charging adapter(9V,1.67A).

2. Connecting power with USB port, the indicator will light up for 3 seconds when power is on.



3. ① Locate your phone on charging pad and make sure it is at sweet spot for effective charging.




② When the phone is charged successfully, the LED indicator will light up for 16 seconds then off to keep the whole charging process sleep-friendly.

How to output 5w/7.5w/10w?

Output Power	Adapter Type	Compatible Device
5W How can work with 5W wireless charging power?	Using 5V,2A adapter	It is compatible with Any Qi-enabled devices like iPhone 8/ iPhone 8 plus/ iPhone X/ XS/ XS Max/ XR, Samsung Galaxy S10/ S10+ / S10e/ S9/ S9+ / Note 9/ Note 8/ S8/ S8 plus / S7/ S7edge/ S6 edge/ S6 edge plus/ S6/ Note 5 and so on.
7.5W How can work with 7.5W wireless charging power?	Using QC2.0/QC3.0 fast charging adapter(9V,1.67A) Such as: ① Samsung fast charging adapter(9V,1.67A) ② Anker QC2.0/3.0 fast charging adapter	It is only compatible with iPhone 8/ iPhone 8 plus/ iPhone X/ XS/ XS Max/ XR and so on.
10W How can work with 10W wireless charging power(Max output reaches 10W fast wireless charging standard)?	Using QC2.0/QC3.0 fast charging adapter(9V,1.67A) Such as: ① Samsung fast charging adapter(9V,1.67A) ② Anker QC2.0/3.0 fast charging adapter	It is only compatible with Samsung Galaxy S10/ S10+ / S10e/ S9/ S9+ / Note 8/ S8/ S8 plus/ S7/ S7 edge/ S6 edge plus/ Note 5 so far.

Important Notice

If it doesn't charge or keeps flashing, please check it there is any metal objects attached on the back of your phone. Please don't attach any iron, metal, IC Card, bank card, magnetic absorbers or other metal objects in the charging detectable area when charging.

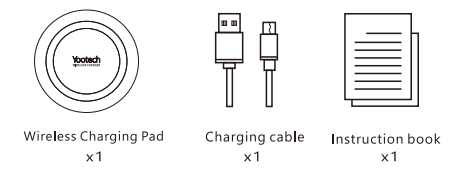


Product Specification

Model: **F500**
 Size: 94.4mm*12.2mm
 Input: 5V ---2A, 9V ---1.67A
 Output: 5W/7.5W/10W
 Charging Distance: 4mm-6mm
 Coil: 1 coil

Declaration for EU
 Max. Power Transmitted: -12.59dBμA/m at 10m distance
 Frequency Range: 109.13-130.61kHz

Package Contents



Attention

1. Keep the charger away from water and other liquid.
2. Please make sure the power is cut off before cleaning the charger.
3. Use the charger between 0-40°C