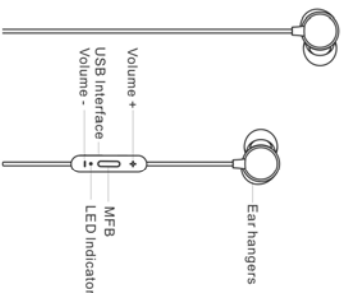


Turn on Earphone
Long press MFB(Multi-Function button) for 2 seconds.



Assembly Earbuds



Ear hangers SX2



Ear hangers Mx2




Ear hangers Lx2



Ear hangers
(Fixed the Earphone by Ear hangers when put on)

Connecting mobile phone

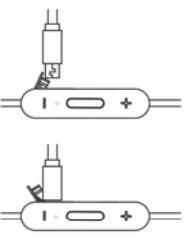
When first pairing, long press MFB for 5 seconds till LED indicator alternately flashes between orange and white.



Turn on Bluetooth devices on mobile and search 'APG-BE' click it once and connected.


Earphone Charging

When low battery, orange indicator flashes and warning low battery.



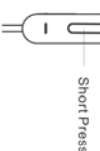
Restore to factory setting

Long press volume button, "+", "and" "-" for 1 second, effective by restarting.

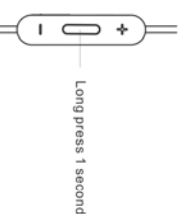


Functions

Receive call
When a call is coming(white indicator flashes), short press MFB.

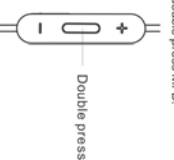


Reject call
When a call is coming(white indicator flashes), long press MFB for 1 second.

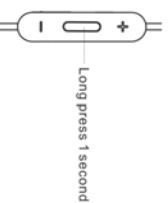


Redial recent dialed number

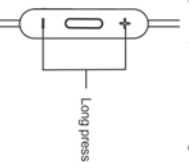
In standby mode, double press MFB.



Switch over between mobile and Earphone
In a active call, long press 1 second, switch over between Earphone and mobile.



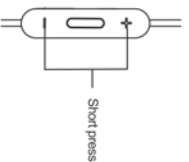
Switch to the next song
When play music, long press "+" switch to last song, long press "-" switch to next song.



Long press

Volume Adjusting

When play music, short press "+" / "-"



Short press

Connect two mobiles

1 After connected the first mobile per above instructions, turn off Bluetooth Earphone.
2 Long press MFB till LED indicator alternately flashes between orange and white, bluetooth device 'APG-BE' on the second mobiles, click it once and connected.



Long press

3 After the second mobile is connected, then connect the first mobile again, two mobiles are connected at the same time.



Receiving call on two phones and switch over calls.

- When 1st phone is in a call, another call from 2nd phone is coming, double press MFB, hold on 1st phone call, and receive 2nd phone call.
- When 1st phone is in a call, another call from 2nd phone is coming, short press MFB, hang up 1st phone call, and receive 2nd phone call.
- When 1st phone is in a call, another call from 2nd phone is coming, long press MFB for 1 second, continue 1st phone call, and reject 2nd phone call.
- When 1st phone is in a call, 2nd phone call is holding on, double press MFB, continue 1st phone call, and receive 2nd phone call.
- When 1st phone is in a call, 2nd phone call is holding on, short press MFB, hand up 1st phone call, and receive 2nd phone call.

Play/Pause

In standby mode, press once MFB, play music, press MFB again, pause music.

Product features

Bluetooth version: V4.2
Main digital device are compatible.
Restore music quality to CD's level.
Small body design.
Comfortable wear.
Net weight: 15g.

Technical parameters

Bluetooth version: V4.2
Bluetooth range: 10m
Charging time: 2 hrs
Standby time: 160 hrs
Play time: 5-6 hrs
Talking Time: 8-10 hrs
Rechargeable battery: 3.7V, 110mAh
Charging current: 5V 80mA

Warm tips:

- Before your use of the product, please read the instructions and keep it properly.
- Please charge the product fully before the first usage.
- Please change the product when no use for a long time(more than 2 weeks).
- Makes sure the battery charger you bought from standard suppliers passed CCC certificates.
- If mobile cannot search the Bluetooth Earphone, please make sure it's in "Pairing mode", if no pair and connect for long time, the pairing function will be closed automatically, please restart till enter into "Pairing mode", if something wrong with procedure on mobile, please restart mobile, if something wrong with procedure on Bluetooth Earphone, please restart it and restore to factory setting.

Warnings:

- Do NOT disassemble, repair, reform, or it may cause fire, electric puncture, or even destroy the product.
- Supercooling and overheating temperature environment (minus 0°C and above 45°C), please do NOT get close to children and animals' eyes when use LED indicator.
- Please do NOT use the product when there is thunderstorm, or the product will work abnormally and cause in danger of electric shock.
- Please do NOT use oil or other volatile liquid to wipe the product.

Note:

In order to avoid damage to your hearing and prolong the speaker's use-life, please do NOT listen to music for long time in high volume environment.

FCC Statement

Changes or modifications not expressly approved by the party responsible for this equipment may void the user's warranty.
This equipment has been tested and found to comply with the limits for a Class B digital device, pursuant to Part 15 of the FCC Rules. These limits are designed to provide reasonable protection against harmful interference in a residential environment. This equipment may cause harmful interference to radio communications; however, there is no guarantee that interference will not occur in a particular installation. If interference does occur, you may wish to take the following steps: (a) Change the channel, (b) Increase the separation between the equipment and receiver. This equipment complies with Part 15 of the FCC Rules. Operation is subject to the following two conditions: (1) This device may not cause harmful interference, and (2) this device must accept any interference received, including interference that may cause undesired operation.

