



SAR Test Setup Photographs


EUT Side Definition	
Mode	Side
1	1
2	2
3	3
4	4
5	5
6	6
7	7
8	8
9	9
10	10




Phantom Position : Flat	EUT side : Side1
Spacing to phantom : 0 mm	Accessory : N/A




Phantom Position : Flat	EUT side : Side2
Spacing to phantom : 0 mm	Accessory : N/A




Phantom Position : Flat	EUT side : Side3
Spacing to phantom : 0 mm	Accessory : N/A




Phantom Position : Flat	EUT side : Side4
Spacing to phantom : 0 mm	Accessory : N/A




Phantom Position : Flat	EUT side : Side5
Spacing to phantom : 0 mm	Accessory : N/A




Phantom Position : Flat	EUT side : Side6
Spacing to phantom : 0 mm	Accessory : N/A



Phantom Position : Flat	EUT side : Side7
Spacing to phantom : 0 mm	Accessory : N/A




Phantom Position : Flat	EUT side : Side1
Spacing to phantom : 0 mm	Accessory : microphone



Phantom Position : Flat	EUT side : Side1
Spacing to phantom : 0 mm	Accessory : base



Phantom Position : Flat	EUT side : Side5
Spacing to phantom : 0 mm	Accessory : microphone



Phantom Position : Flat	EUT side : Side5
Spacing to phantom : 0 mm	Accessory : base
