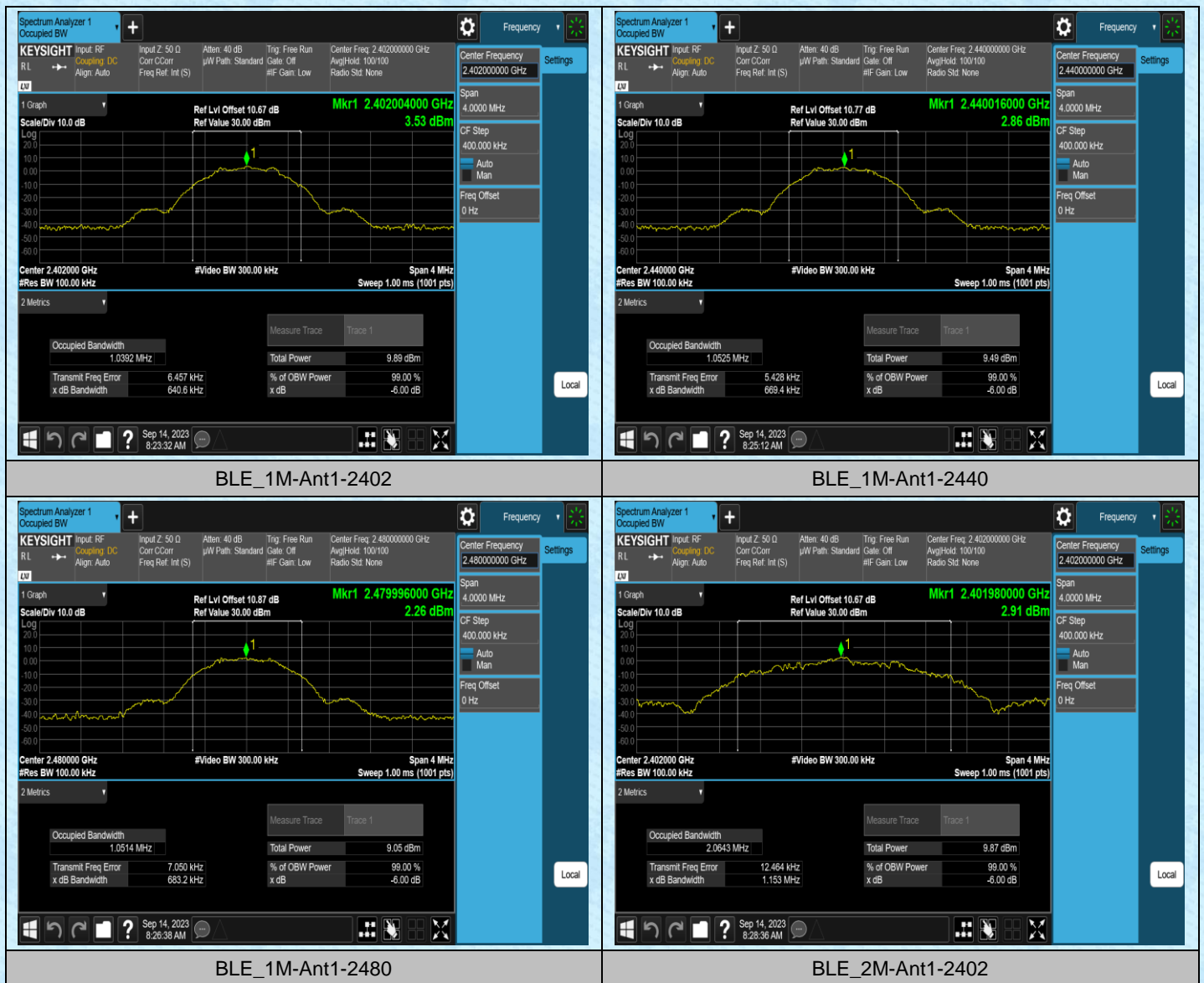


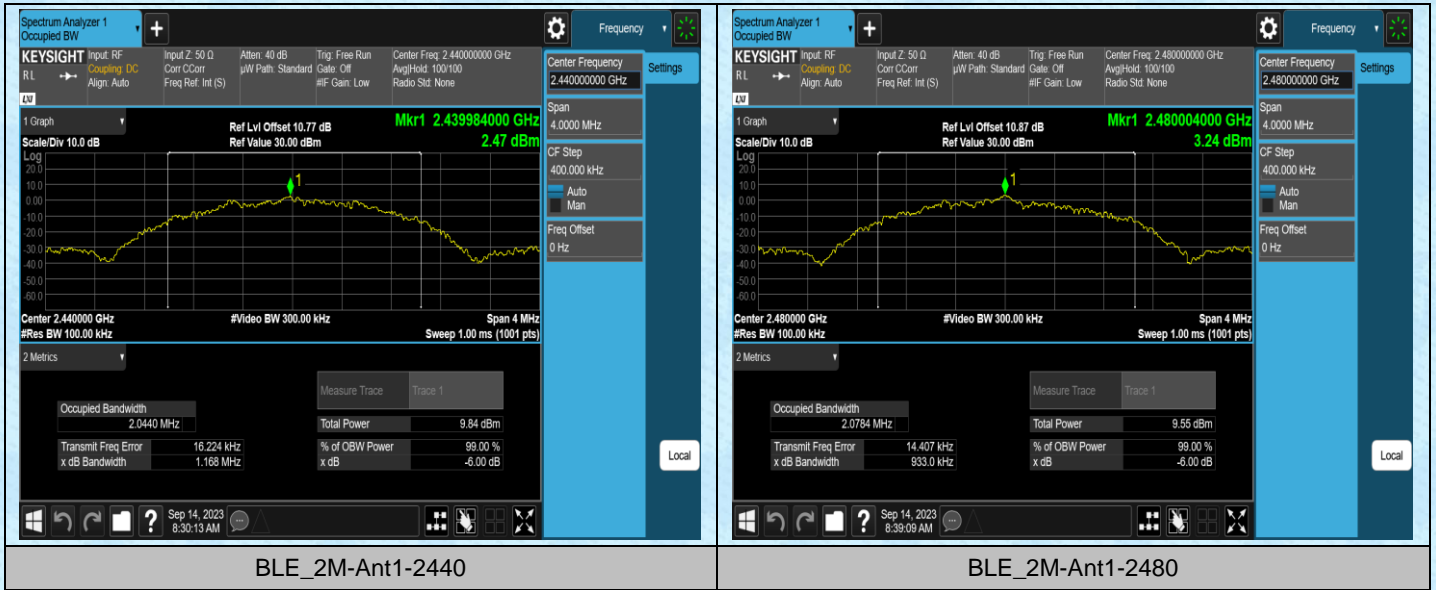
AppendixA: DTS Bandwidth

Test Result

Test Mode	Antenna	Frequency[MHz]	DTS BW [MHz]	Limit[MHz]	Verdict
BLE_1M	Ant1	2402	0.6406	0.5	PASS
BLE_1M	Ant1	2440	0.6694	0.5	PASS
BLE_1M	Ant1	2480	0.6832	0.5	PASS
BLE_2M	Ant1	2402	1.153	0.5	PASS
BLE_2M	Ant1	2440	1.168	0.5	PASS
BLE_2M	Ant1	2480	0.9330	0.5	PASS

Test Graphs



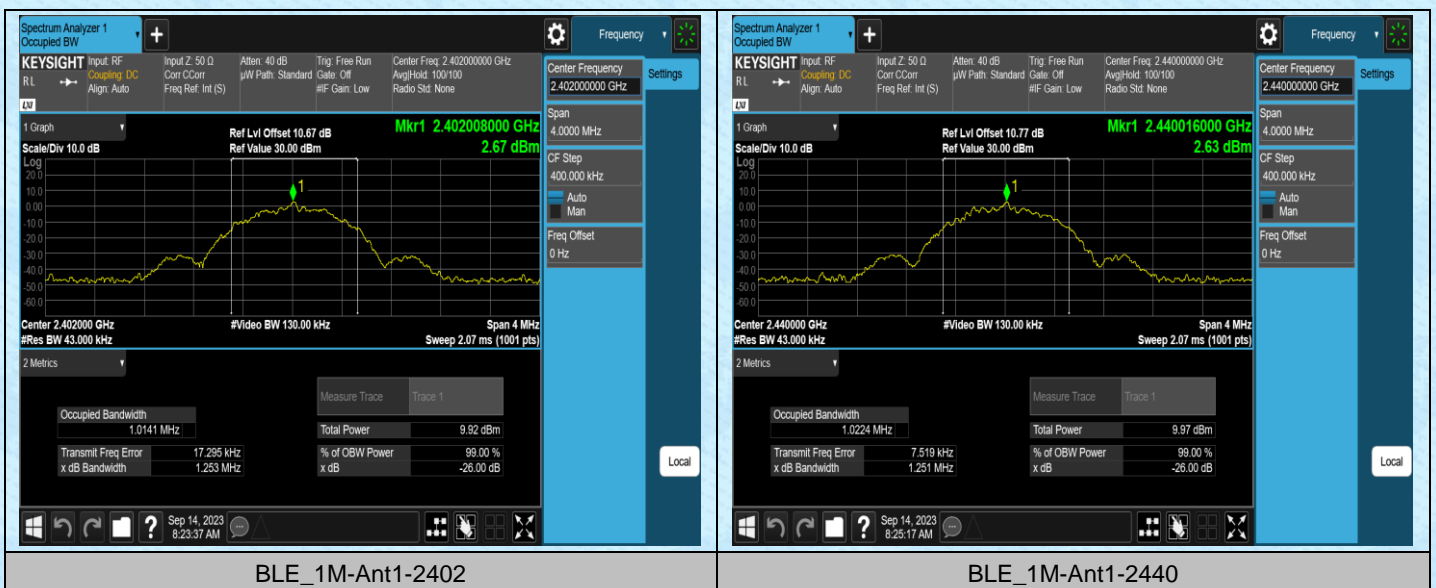


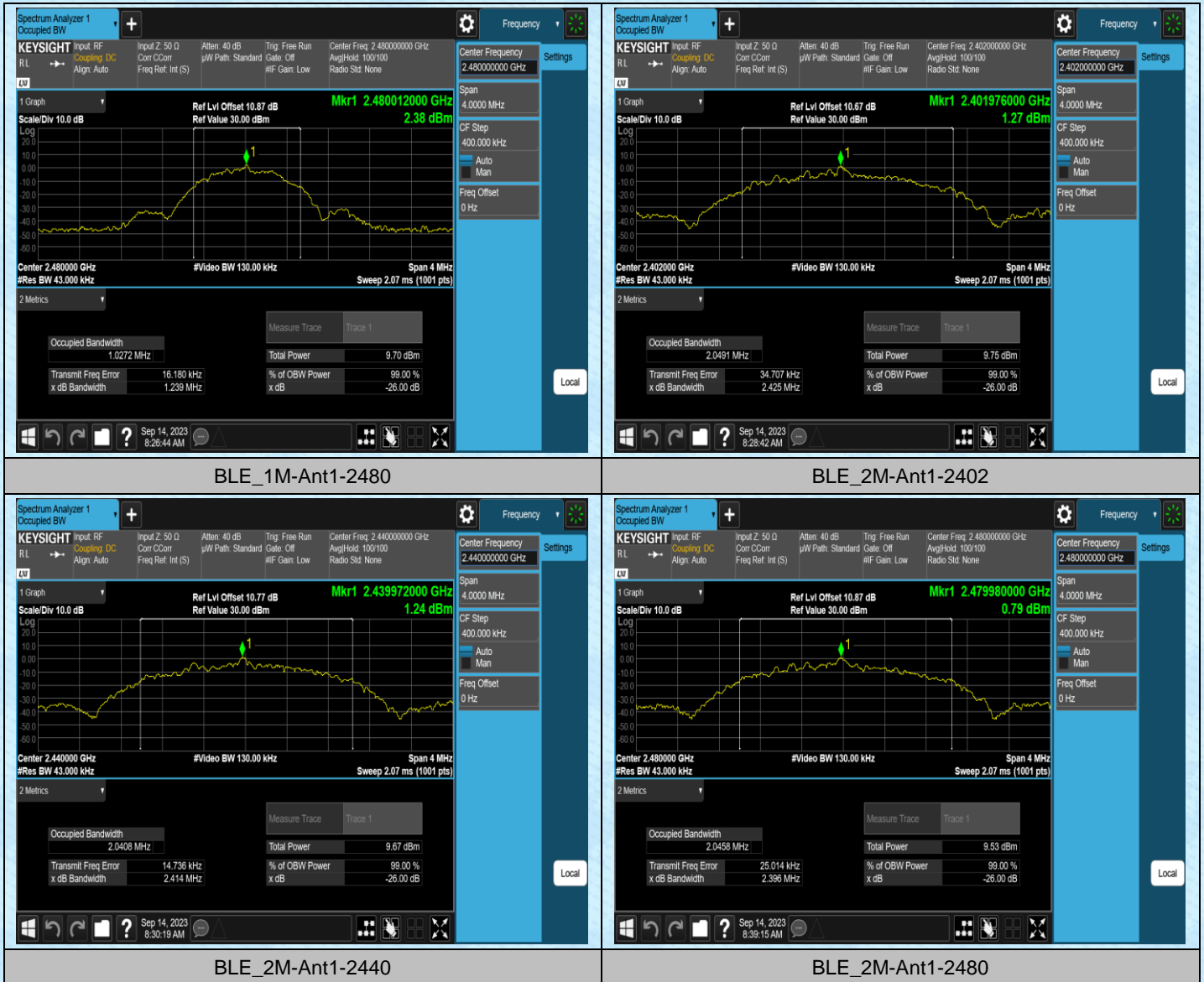
AppendixB: Occupied Channel Bandwidth

Test Result

Test Mode	Antenna	Frequency[MHz]	OCB [MHz]	FL[MHz]	FH[MHz]	Limit[MHz]	Verdict
BLE_1M	Ant1	2402	1.0141	2401.5102	2402.5243	---	---
BLE_1M	Ant1	2440	1.0224	2439.4963	2440.5187	---	---
BLE_1M	Ant1	2480	1.0272	2479.5026	2480.5298	---	---
BLE_2M	Ant1	2402	2.0491	2401.0102	2403.0593	---	---
BLE_2M	Ant1	2440	2.0408	2438.9943	2441.0351	---	---
BLE_2M	Ant1	2480	2.0458	2479.0021	2481.0479	---	---

Test Graphs



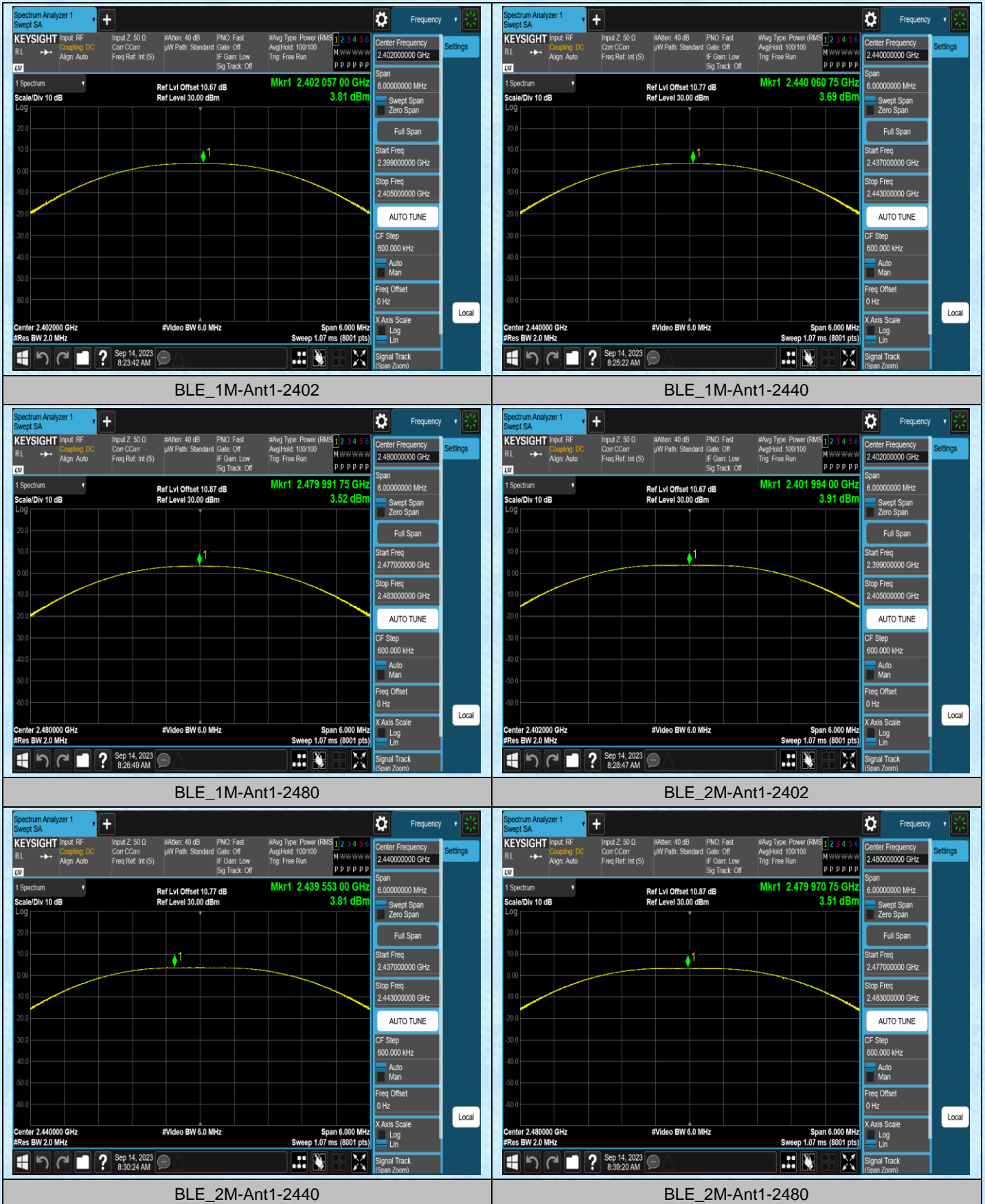


AppendixC: Maximum conducted output power

Test Result Peak

Test Mode	Antenna	Frequency [MHz]	Conducted Peak Power [dBm]	Conducted Limit [dBm]	Verdict
BLE_1M	Ant1	2402	3.81	≤30	PASS
BLE_1M	Ant1	2440	3.69	≤30	PASS
BLE_1M	Ant1	2480	3.52	≤30	PASS
BLE_2M	Ant1	2402	3.91	≤30	PASS
BLE_2M	Ant1	2440	3.81	≤30	PASS
BLE_2M	Ant1	2480	3.51	≤30	PASS

Test Graphs Peak

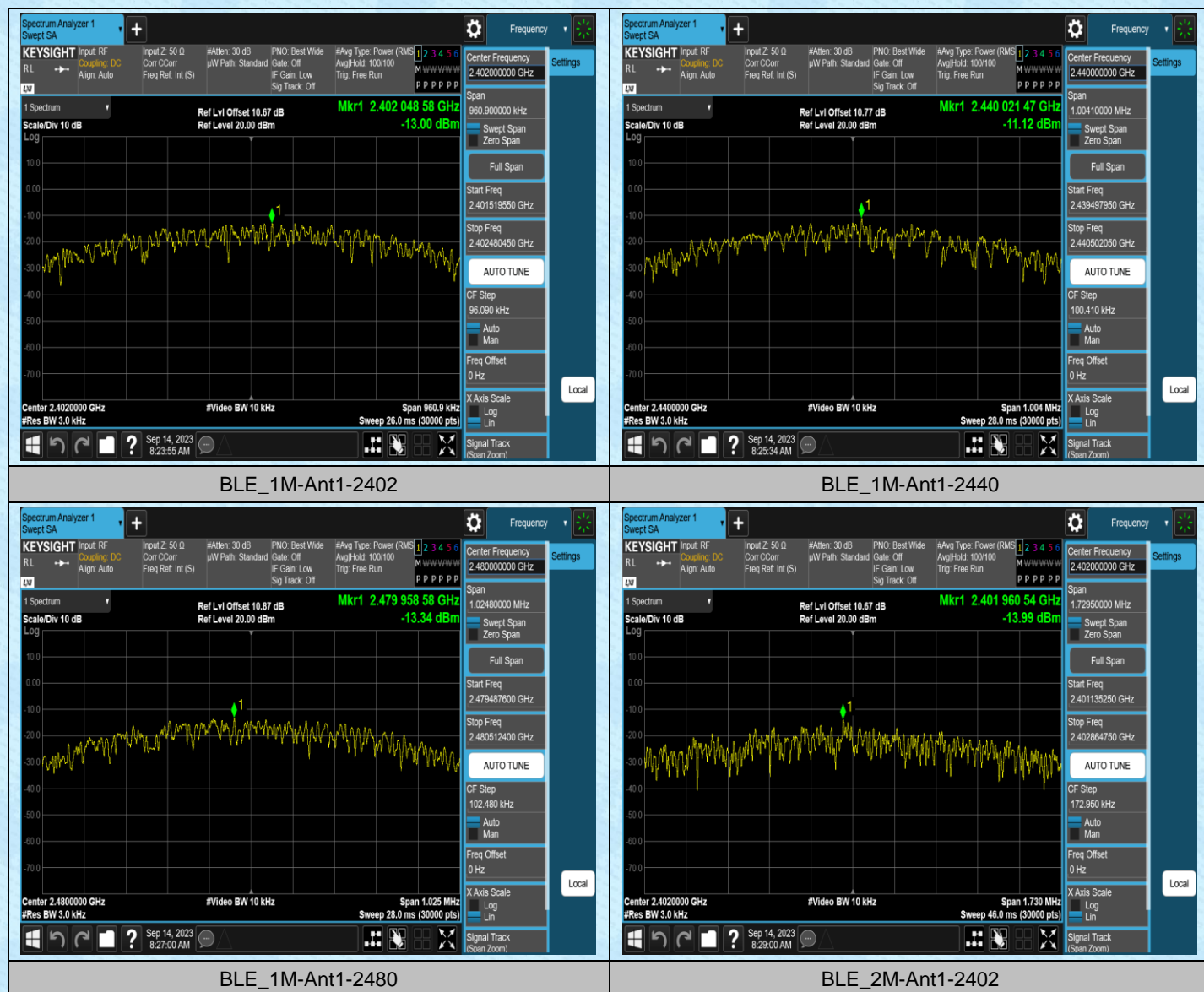


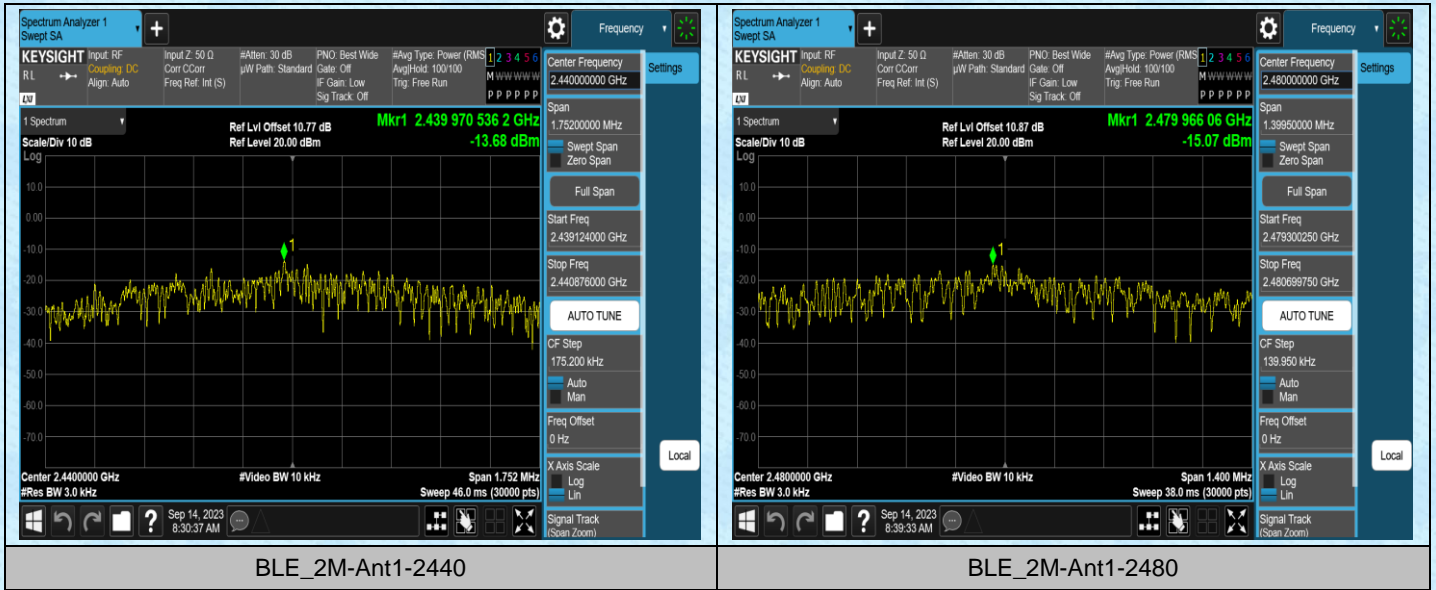
AppendixD: Maximum power spectral density

Test Result

Test Mode	Antenna	Frequency[MHz]	Result[dBm/3kHz]	Limit[dBm/3kHz]	Verdict
BLE_1M	Ant1	2402	-13.00	≤8.00	PASS
BLE_1M	Ant1	2440	-11.12	≤8.00	PASS
BLE_1M	Ant1	2480	-13.34	≤8.00	PASS
BLE_2M	Ant1	2402	-13.99	≤8.00	PASS
BLE_2M	Ant1	2440	-13.68	≤8.00	PASS
BLE_2M	Ant1	2480	-15.07	≤8.00	PASS

Test Graphs



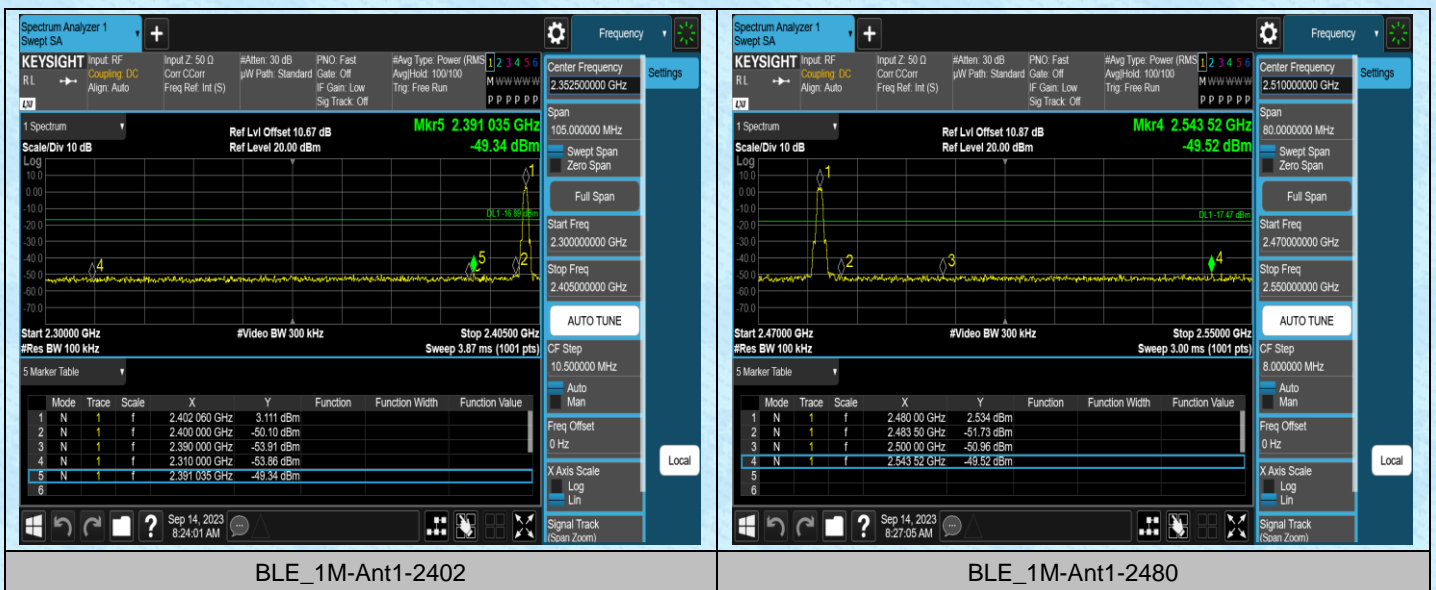


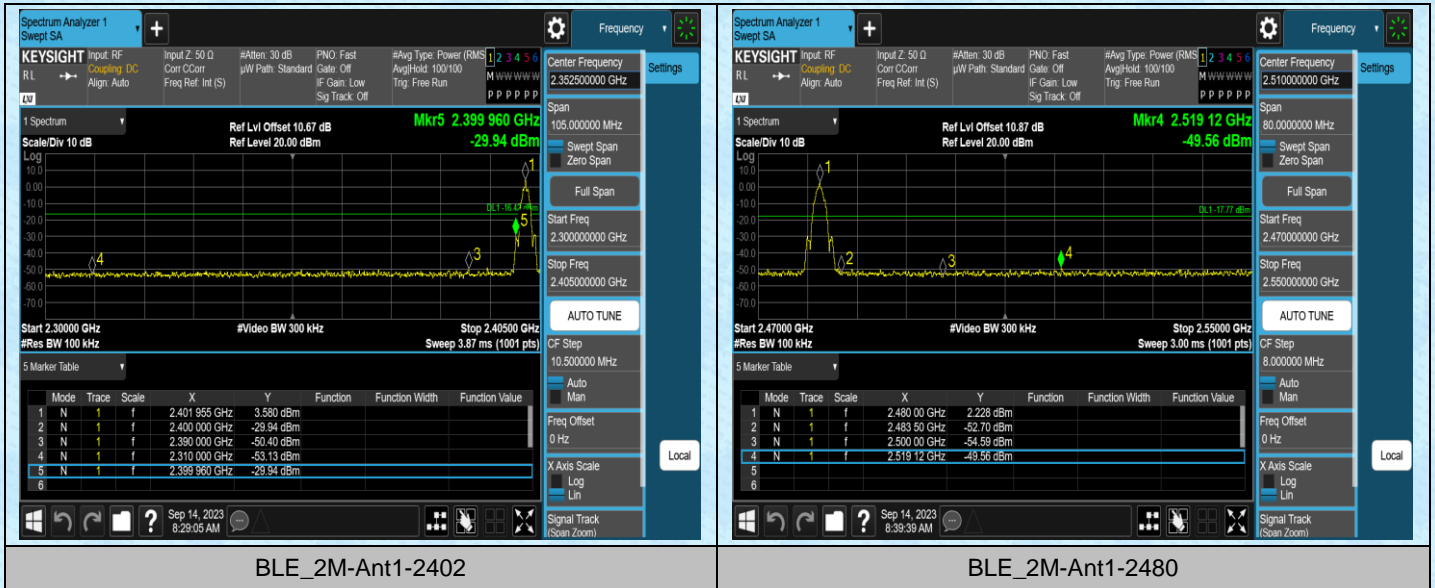
Appendix E: Band edge measurements

Test Result

Test Mode	Antenna	ChName	Frequency[MHz]	RefLevel[dBm]	Result[dBm]	Limit[dBm]	Verdict
BLE_1M	Ant1	Low	2402	3.11	-49.34	≤-16.89	PASS
BLE_1M	Ant1	High	2480	2.53	-49.52	≤-17.47	PASS
BLE_2M	Ant1	Low	2402	3.58	-29.94	≤-16.42	PASS
BLE_2M	Ant1	High	2480	2.23	-49.56	≤-17.77	PASS

Test Graphs





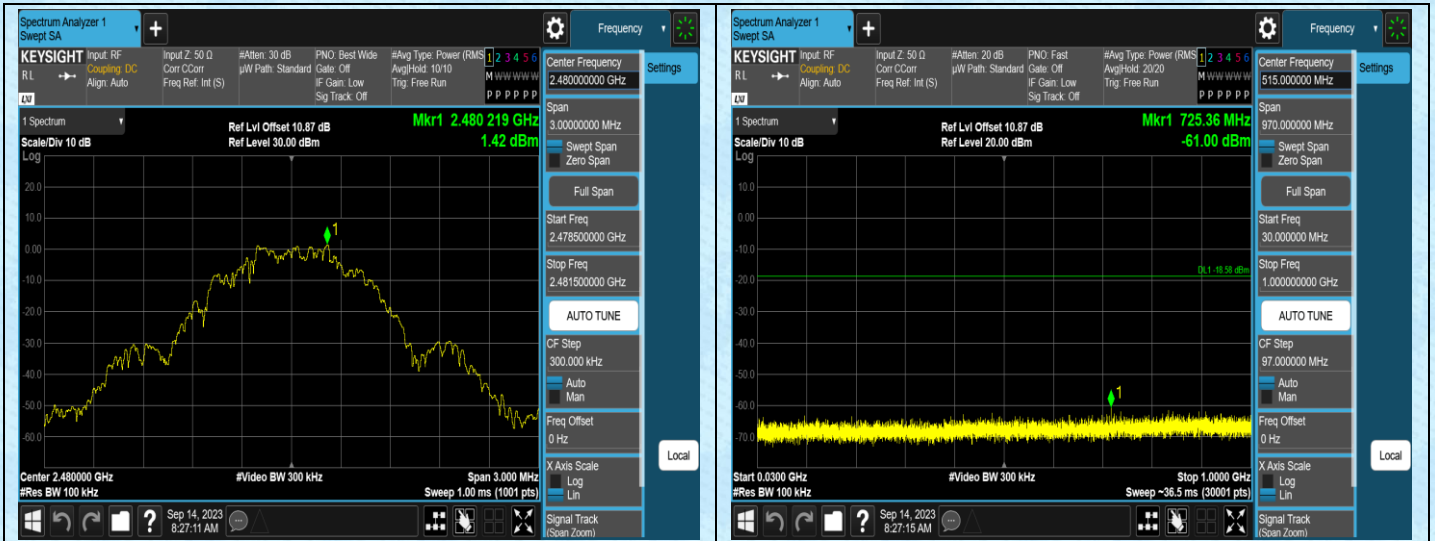
AppendixF:Conducted Spurious Emission

Test Result

Test Mode	Antenna	Frequency[MHz]	FreqRange [MHz]	RefLevel [dBm]	Result[dBm]	Limit[dBm]	Verdict
BLE_1M	Ant1	2402	0~Reference	2.51	2.51	---	PASS
BLE_1M	Ant1	2402	30~1000	2.51	-61.58	≤-17.49	PASS
BLE_1M	Ant1	2402	1000~26500	2.51	-50.12	≤-17.49	PASS
BLE_1M	Ant1	2440	0~Reference	2.04	2.04	---	PASS
BLE_1M	Ant1	2440	30~1000	2.04	-61.86	≤-17.96	PASS
BLE_1M	Ant1	2440	1000~26500	2.04	-46.72	≤-17.96	PASS
BLE_1M	Ant1	2480	0~Reference	1.42	1.42	---	PASS
BLE_1M	Ant1	2480	30~1000	1.42	-61	≤-18.58	PASS
BLE_1M	Ant1	2480	1000~26500	1.42	-50.17	≤-18.58	PASS
BLE_2M	Ant1	2402	0~Reference	3.50	3.50	---	PASS
BLE_2M	Ant1	2402	30~1000	3.50	-61.72	≤-16.5	PASS
BLE_2M	Ant1	2402	1000~26500	3.50	-50.19	≤-16.5	PASS
BLE_2M	Ant1	2440	0~Reference	3.49	3.49	---	PASS
BLE_2M	Ant1	2440	30~1000	3.49	-61.64	≤-16.51	PASS
BLE_2M	Ant1	2440	1000~26500	3.49	-49.43	≤-16.51	PASS
BLE_2M	Ant1	2480	0~Reference	3.15	3.15	---	PASS
BLE_2M	Ant1	2480	30~1000	3.15	-61.64	≤-16.85	PASS
BLE_2M	Ant1	2480	1000~26500	3.15	-49.85	≤-16.85	PASS

Test Graphs





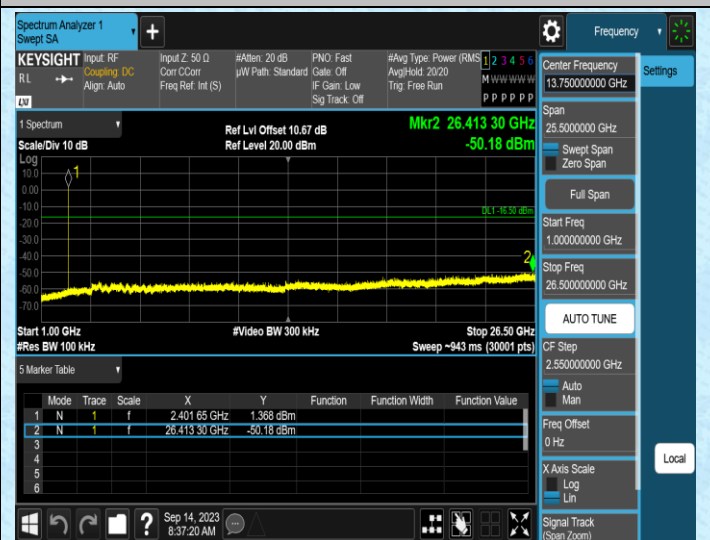
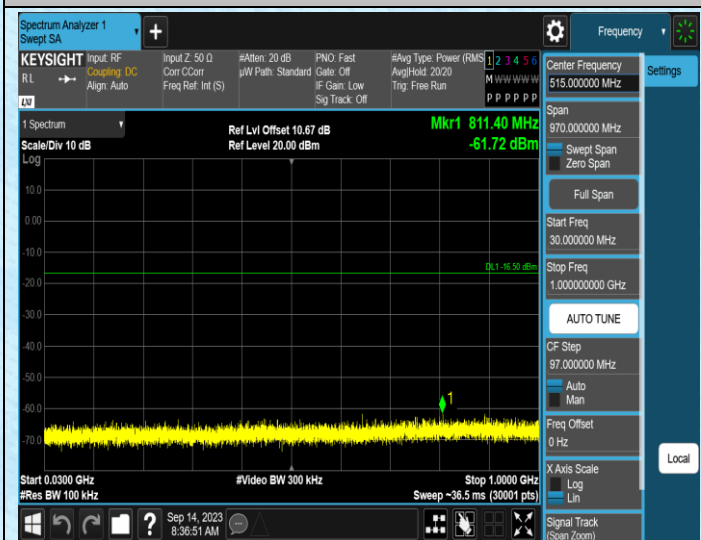
BLE_1M-Ant1-2480-0~Reference

BLE_1M-Ant1-2480-30~1000



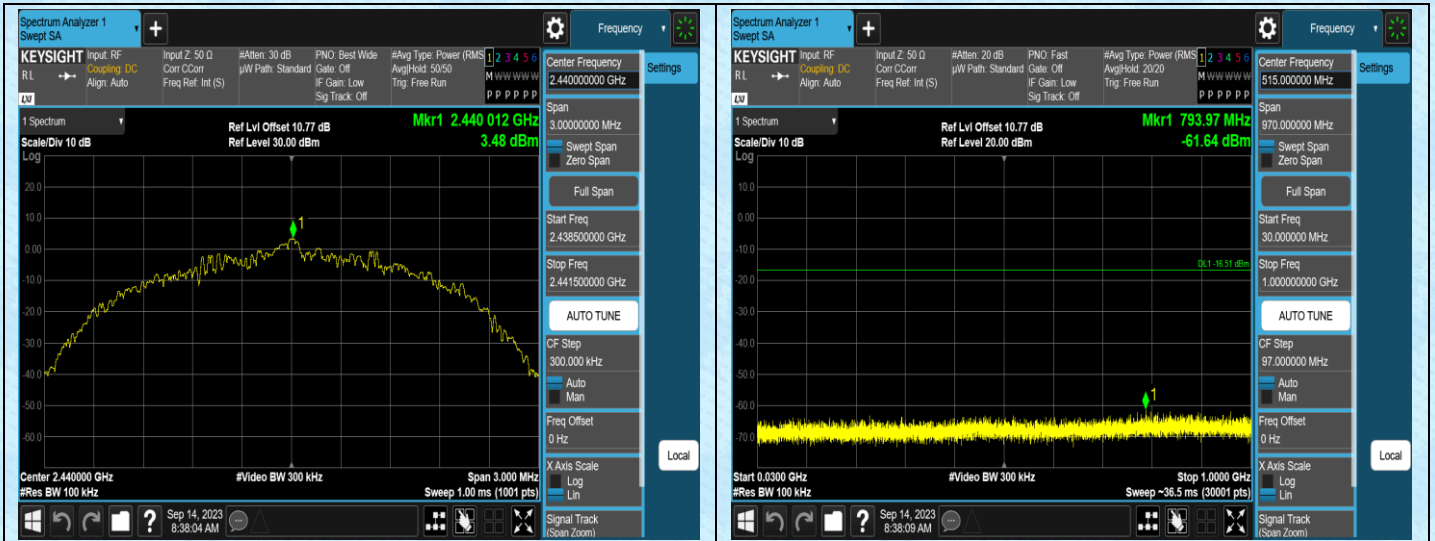
BLE_1M-Ant1-2480-1000~26500

BLE_2M-Ant1-2402-0~Reference



BLE_2M-Ant1-2402-30~1000

BLE_2M-Ant1-2402-1000~26500



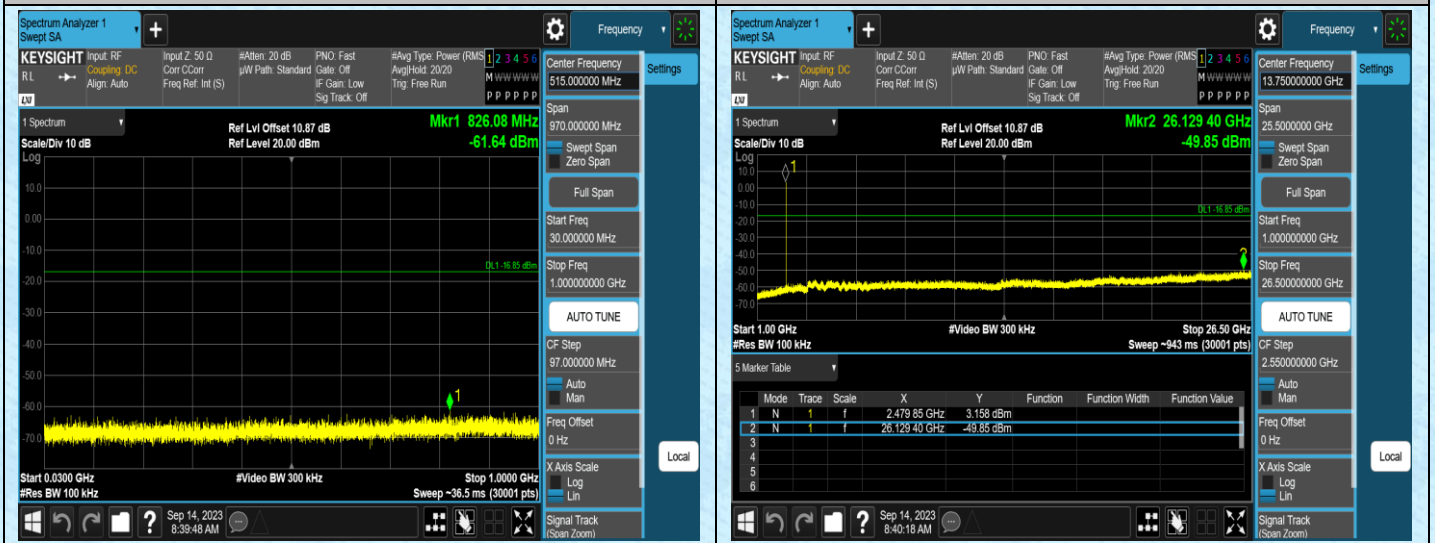
BLE_2M-Ant1-2440-0~Reference

BLE_2M-Ant1-2440-30~1000



BLE_2M-Ant1-2440-1000~26500

BLE_2M-Ant1-2480-0~Reference



BLE_2M-Ant1-2480-30~1000

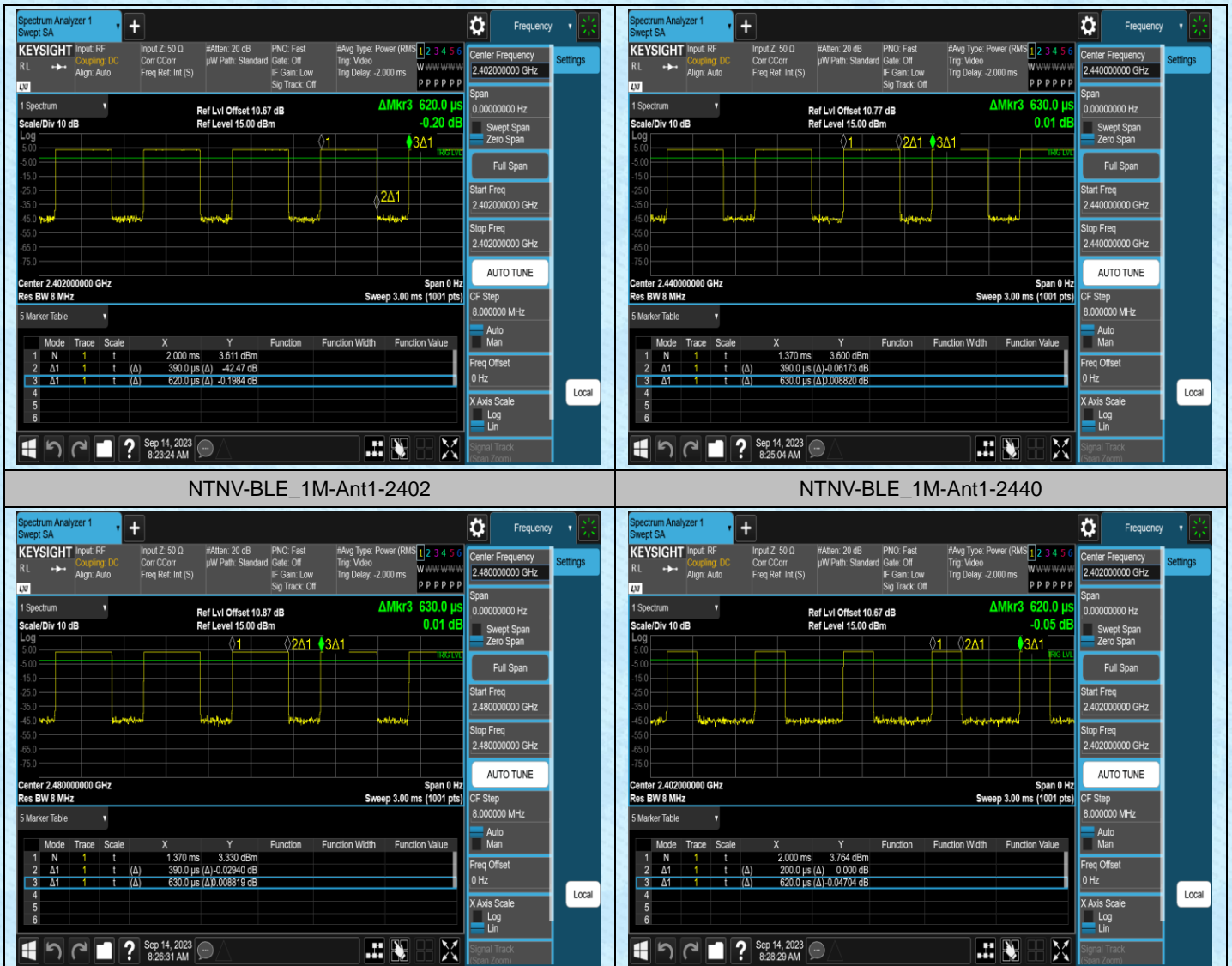
BLE_2M-Ant1-2480-1000~26500

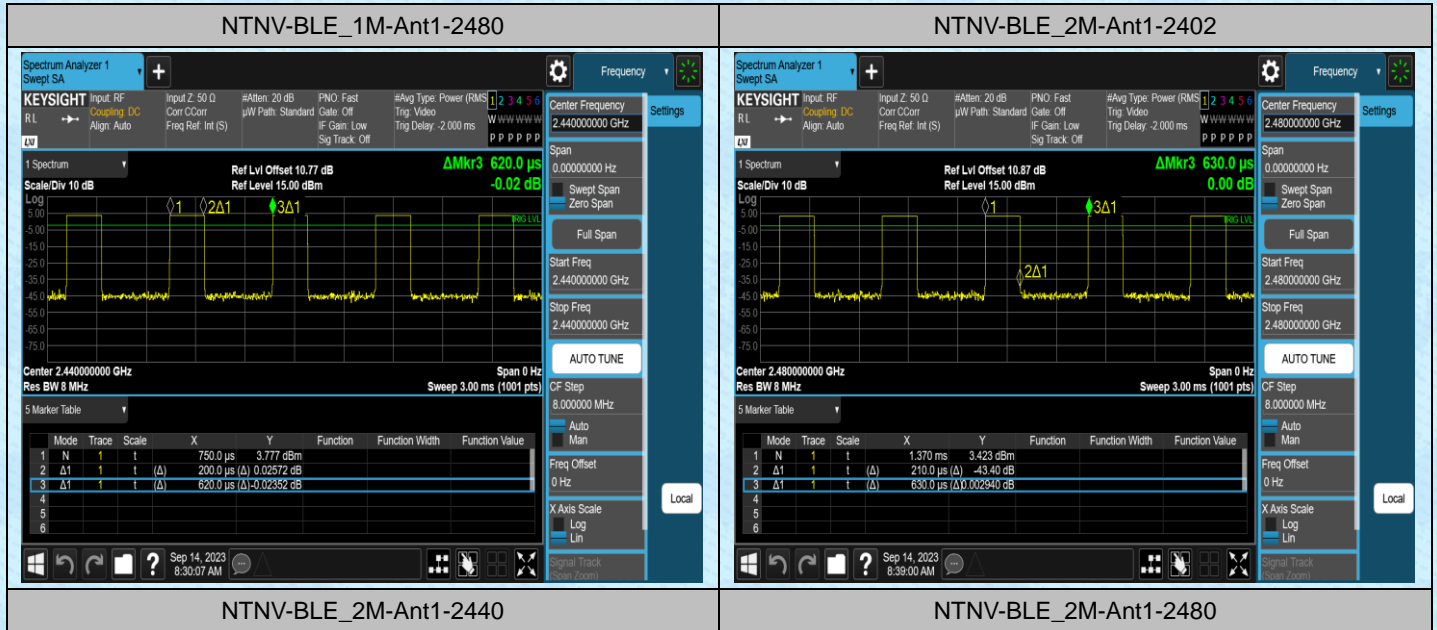
AppendixG: Duty Cycle

Test Result

Test Mode	Antenna	Frequency[MHz]	ON Time [ms]	Period [ms]	Duty Cycle [%]	Duty Cycle Factor[dB]
BLE_1M	Ant1	2402	0.39	0.62	62.90	2.01
BLE_1M	Ant1	2440	0.39	0.63	61.90	2.08
BLE_1M	Ant1	2480	0.39	0.63	61.90	2.08
BLE_2M	Ant1	2402	0.20	0.62	32.26	4.91
BLE_2M	Ant1	2440	0.20	0.62	32.26	4.91
BLE_2M	Ant1	2480	0.21	0.63	33.33	4.77

Test Graphs





-----End-----