


Product: TAINET Transceiver Module
Trade Name: EMS
Model Number: TCRF-PTI4

Test Photograph

Test Mode: Mode 3

Description: Front View of Conducted Emission Test Setup



Test Mode: Mode 3

Description: Back View of Conducted Emission Test Setup



Product: TAINET Transceiver Module
Trade Name: EMS
Model Number: TCRF-PTI4


Test Mode: Mode 1

Description: Radiated Emission Test Setup for below 1GHz



Test Mode: Mode 1


Description: Radiated Emission Test Setup for above 1GHz



Product: TAINET Transceiver Module
Trade Name: EMS
Model Number: TCRF-PTI4


Test Mode: Mode 2

Description: Radiated Emission Test Setup for below 1GHz



Test Mode: Mode 2


Description: Radiated Emission Test Setup for above 1GHz



Product: TAINET Transceiver Module
Trade Name: EMS
Model Number: TCRF-PTI4

Test Mode: Mode 3

Description: Radiated Emission Test Setup for below 1GHz



Test Mode: Mode 3

Description: Radiated Emission Test Setup for above 1GHz

