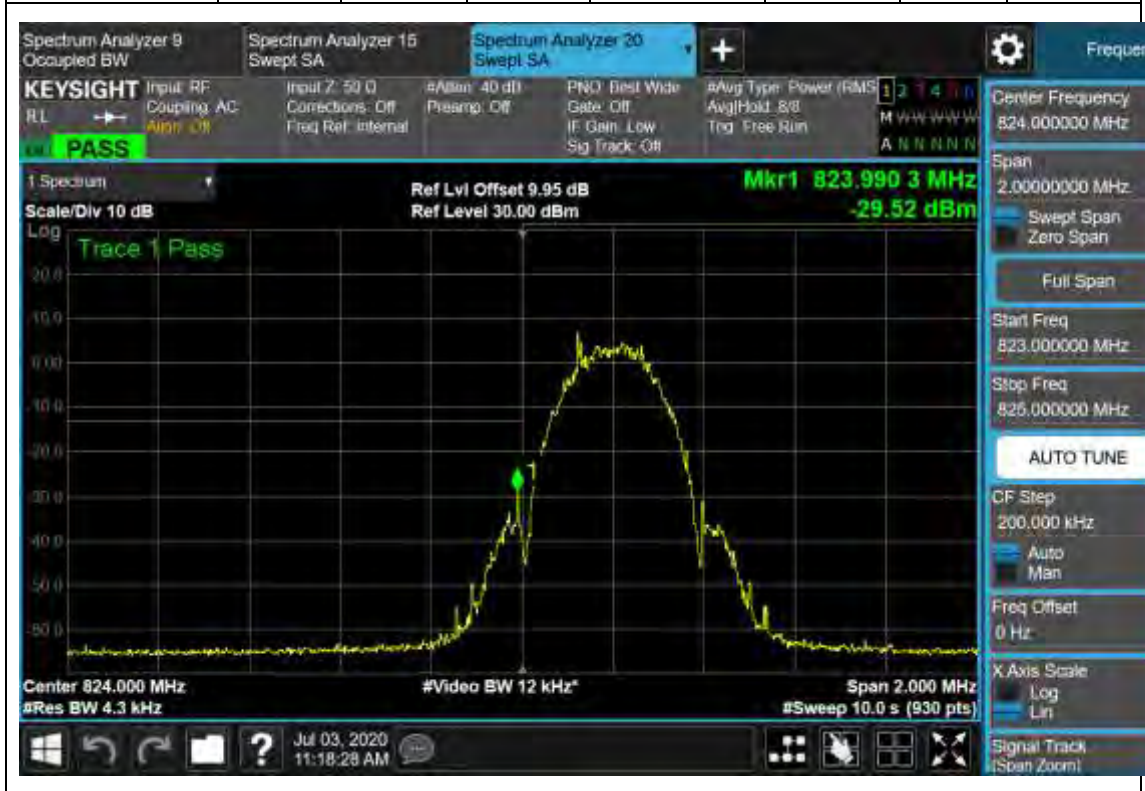


# EXHIBIT D. Band Edge

## 1. EGPRS\_GSM850

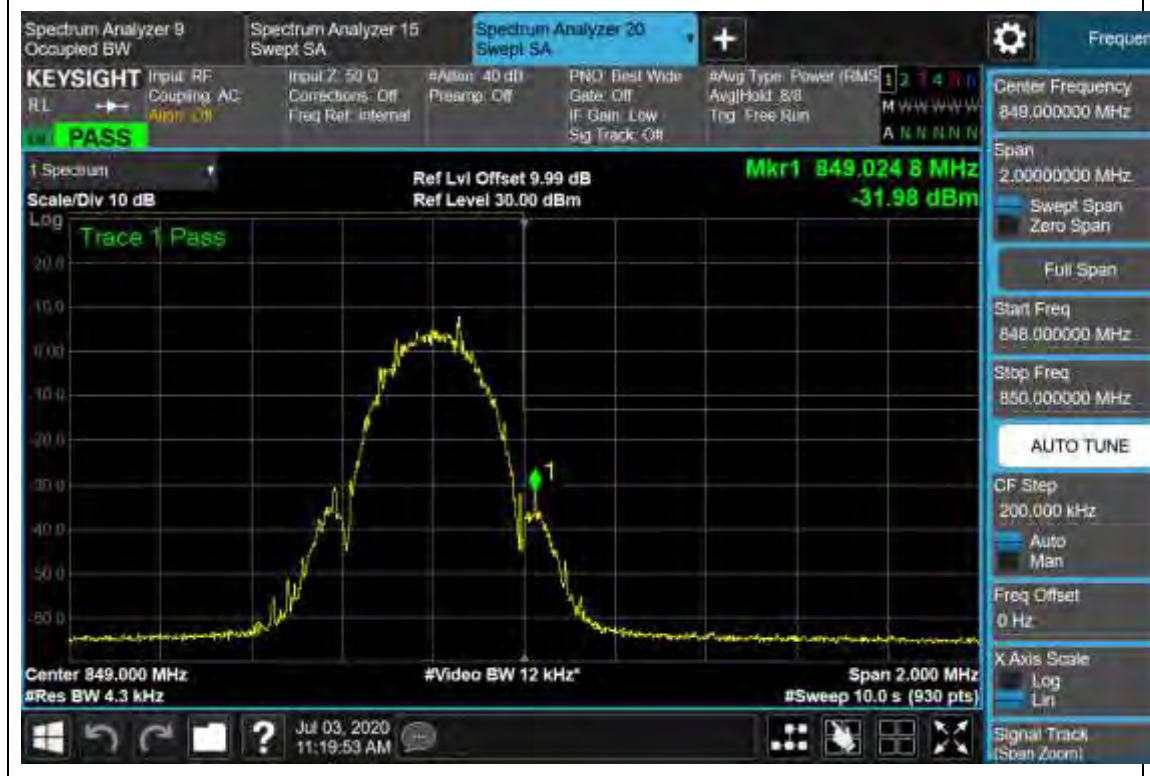
### 1.1. EGPRS Band Edge(NTNV)(Channel:128)

| Center Frequency (MHz) | Span (MHz) | RBW (MHz) | Detect or | Frequency (MHz) | Power (dBm) | Verdict | Sweep Point |
|------------------------|------------|-----------|-----------|-----------------|-------------|---------|-------------|
| 824                    | 2          | 0.0043    | RMS       | 823.99          | -29.52      | Pass    | 930         |



## 1.2. EGPRS Band Edge(NTNV)(Channel:251)

| Center Frequency (MHz) | Span (MHz) | RBW (MHz) | Detect or | Frequency (MHz) | Power (dBm) | Verdict | Sweep Point |
|------------------------|------------|-----------|-----------|-----------------|-------------|---------|-------------|
| 849                    | 2          | 0.0043    | RMS       | 849.025         | -31.98      | Pass    | 930         |



## 2. EGPRS\_PCS

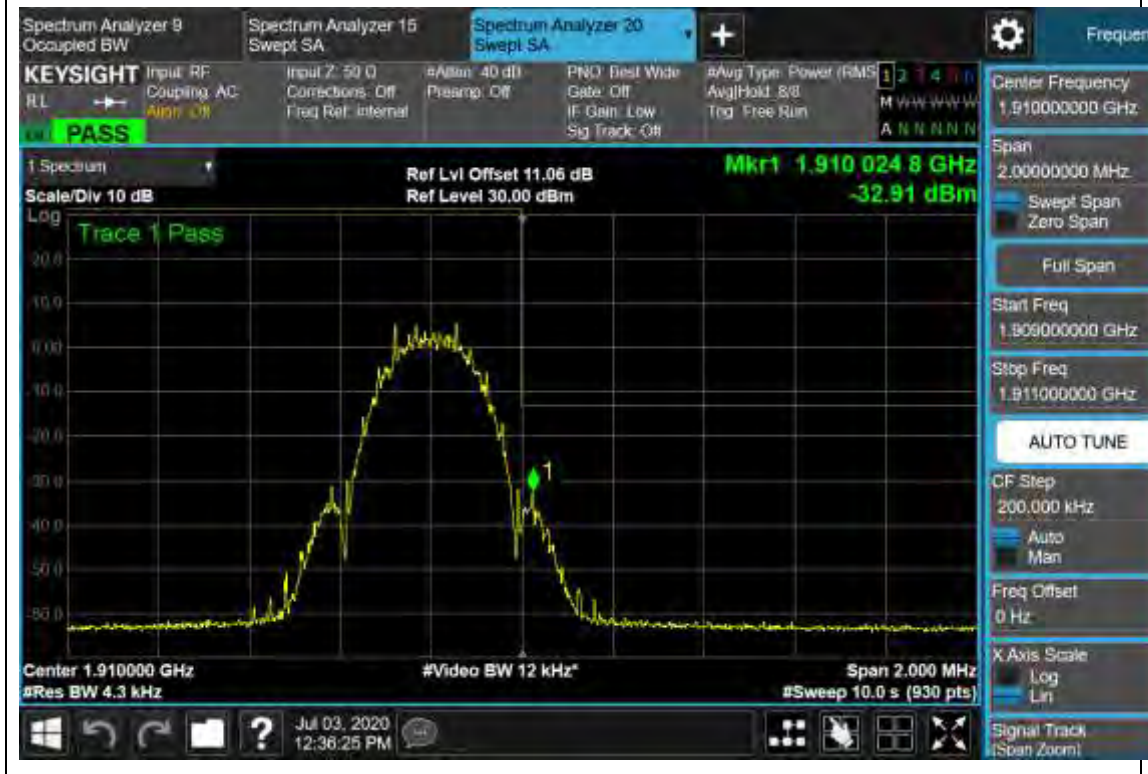
### 2.1. EGPRS Band Edge(NTNV)(Channel:512)

| Center Frequency (MHz) | Span (MHz) | RBW (MHz) | Detect or | Frequency (MHz) | Power (dBm) | Verdict | Sweep Point |
|------------------------|------------|-----------|-----------|-----------------|-------------|---------|-------------|
| 1850                   | 2          | 0.0043    | RMS       | 1849.988        | -28.93      | Pass    | 930         |



## 2.2. EGPRS Band Edge(NTNV)(Channel:810)

| Center Frequency (MHz) | Span (MHz) | RBW (MHz) | Detect or | Frequency (MHz) | Power (dBm) | Verdict | Sweep Point |
|------------------------|------------|-----------|-----------|-----------------|-------------|---------|-------------|
| 1910                   | 2          | 0.0043    | RMS       | 1910.025        | -32.91      | Pass    | 930         |



### 3. WCDMA\_Band2

#### 3.1. WCDMA Band Edge(NTNV)(Channel:9262)

| Center Frequency (MHz) | Span (MHz) | RBW (MHz) | Detect or | Frequency (MHz) | Power (dBm) | Verdict | Sweep Point |
|------------------------|------------|-----------|-----------|-----------------|-------------|---------|-------------|
| 1850                   | 2          | 0.051     | RMS       | 1849.887        | -31         | Pass    | 601         |



### 3.2. WCDMA Band Edge(NTNV)(Channel:9538)

| Center Frequency (MHz) | Span (MHz) | RBW (MHz) | Detect or | Frequency (MHz) | Power (dBm) | Verdict | Sweep Point |
|------------------------|------------|-----------|-----------|-----------------|-------------|---------|-------------|
| 1910                   | 2          | 0.051     | RMS       | 1910            | -31.64      | Pass    | 601         |



## 4. WCDMA\_Band5

### 4.1. WCDMA Band Edge(NTNV)(Channel:4132)

| Center Frequency (MHz) | Span (MHz) | RBW (MHz) | Detect or | Frequency (MHz) | Power (dBm) | Verdict | Sweep Point |
|------------------------|------------|-----------|-----------|-----------------|-------------|---------|-------------|
| 824                    | 2          | 0.051     | RMS       | 823.883         | -29.59      | Pass    | 601         |



## 4.2. WCDMA Band Edge(NTNV)(Channel:4233)

| Center Frequency (MHz) | Span (MHz) | RBW (MHz) | Detect or | Frequency (MHz) | Power (dBm) | Verdict | Sweep Point |
|------------------------|------------|-----------|-----------|-----------------|-------------|---------|-------------|
| 849                    | 2          | 0.051     | RMS       | 849.12          | -30.91      | Pass    | 601         |





## 5. CDMA BC0

### 5.1. Band Edge for Lower(NTNV)

| Center Frequency (MHz) | Span (MHz) | RBW (MHz) | Detect or | Frequency (MHz) | Power (dBm) | Verdict | Sweep Point |
|------------------------|------------|-----------|-----------|-----------------|-------------|---------|-------------|
| 824                    | 2.000000   | 0.03      | RMS       | 824             | -17.08      | Pass    | 601         |



## 5.2. Band Edge for Upper(NTNV)

| Center Frequency (MHz) | Span (MHz) | RBW (MHz) | Detect or | Frequency (MHz) | Power (dBm) | Verdict | Sweep Point |
|------------------------|------------|-----------|-----------|-----------------|-------------|---------|-------------|
| 849                    | 2.000000   | 0.03      | RMS       | 849             | -13.2       | Pass    | 601         |



## 6. EVD0 BC0

### 6.1. Band Edge for Lower(NTNV)

| Center Frequency (MHz) | Span (MHz) | RBW (MHz) | Detect or | Frequency (MHz) | Power (dBm) | Verdict | Sweep Point |
|------------------------|------------|-----------|-----------|-----------------|-------------|---------|-------------|
| 824                    | 2.000000   | 0.03      | RMS       | 824             | -15.91      | Pass    | 601         |



## 6.2. Band Edge for Upper(NTNV)

| Center Frequency (MHz) | Span (MHz) | RBW (MHz) | Detect or | Frequency (MHz) | Power (dBm) | Verdict | Sweep Point |
|------------------------|------------|-----------|-----------|-----------------|-------------|---------|-------------|
| 849                    | 2.000000   | 0.03      | RMS       | 849             | -13.32      | Pass    | 601         |



## 7. LTE\_Band2

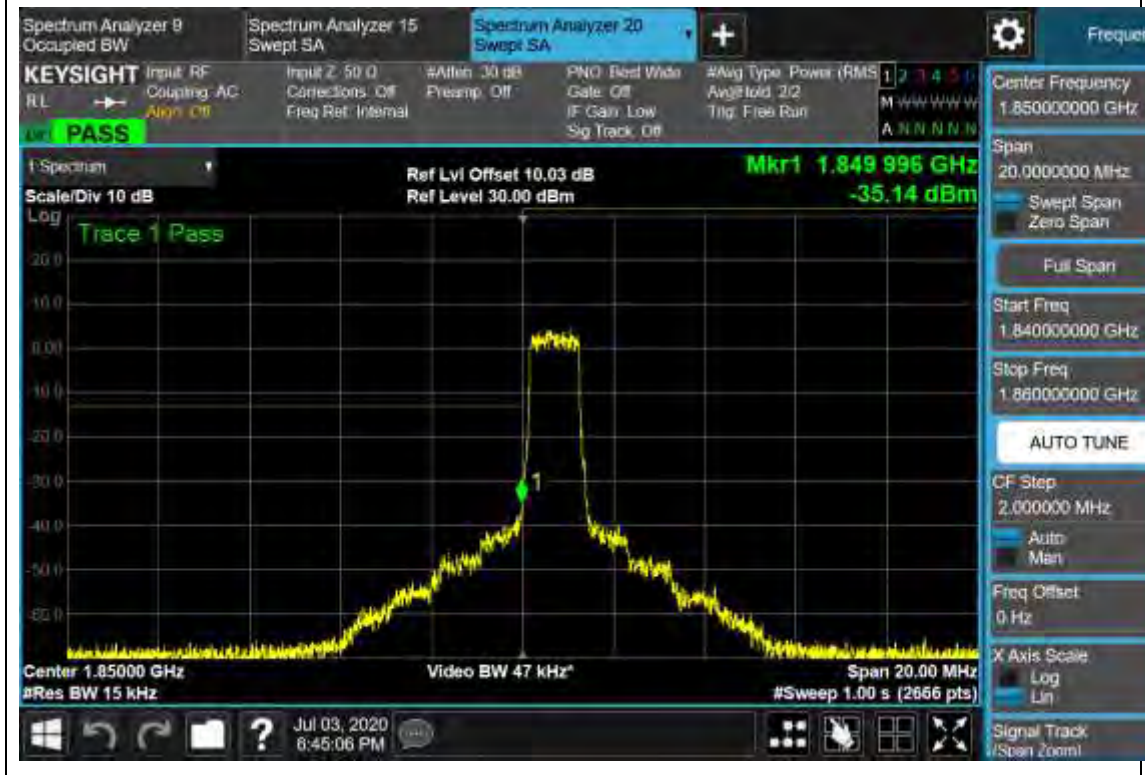
### 7.1. LTE Band Edge(NTNV)(Subtest:1, Channel:18607, Bandwidth:1.4, Modulation:QPSK, RB Number: 1, RB Position:LOW)

| Center Frequency (MHz) | Span (MHz) | RBW (MHz) | Detect or | Frequency (MHz) | Power (dBm) | Verdict | Sweep Point |
|------------------------|------------|-----------|-----------|-----------------|-------------|---------|-------------|
| 1850                   | 20         | 0.015     | RMS       | 1849.996        | -28.24      | Pass    | 2666        |



**7.2. LTE Band Edge(NTNV)(Subtest:2, Channel:18607, Bandwidth:1.4, Modulation:QPSK, RB Number: 6, RB Position:LOW)**

| Center Frequency (MHz) | Span (MHz) | RBW (MHz) | Detect or | Frequency (MHz) | Power (dBm) | Verdict | Sweep Point |
|------------------------|------------|-----------|-----------|-----------------|-------------|---------|-------------|
| 1850                   | 20         | 0.015     | RMS       | 1849.996        | -35.14      | Pass    | 2666        |



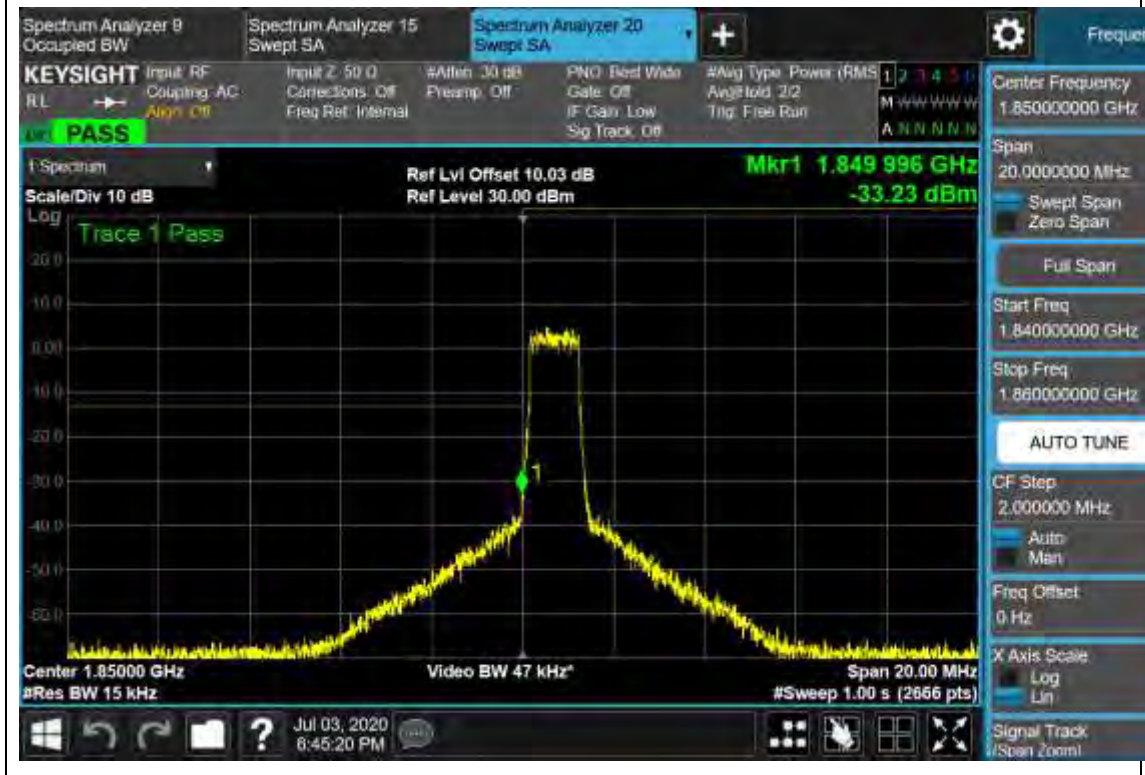
**7.3. LTE Band Edge(NTNV)(Subtest:3, Channel:18607, Bandwidth:1.4, Modulation:Q16, RB Number: 1, RB Position:LOW)**

| Center Frequency (MHz) | Span (MHz) | RBW (MHz) | Detect or | Frequency (MHz) | Power (dBm) | Verdict | Sweep Point |
|------------------------|------------|-----------|-----------|-----------------|-------------|---------|-------------|
| 1850                   | 20         | 0.015     | RMS       | 1849.996        | -27.7       | Pass    | 2666        |



**7.4. LTE Band Edge(NTNV)(Subtest:4, Channel:18607, Bandwidth:1.4, Modulation:Q16, RB Number: 6, RB Position:LOW)**

| Center Frequency (MHz) | Span (MHz) | RBW (MHz) | Detect or | Frequency (MHz) | Power (dBm) | Verdict | Sweep Point |
|------------------------|------------|-----------|-----------|-----------------|-------------|---------|-------------|
| 1850                   | 20         | 0.015     | RMS       | 1849.996        | -33.23      | Pass    | 2666        |





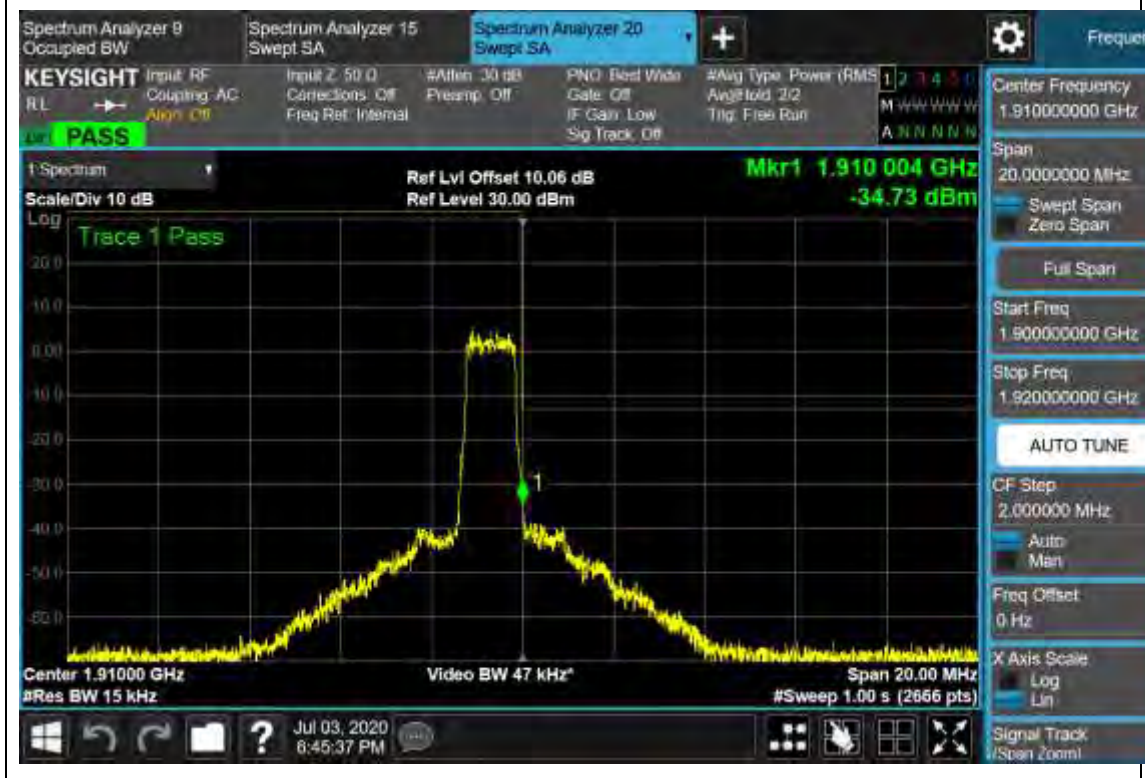
**7.5. LTE Band Edge(NTNV)(Subtest:5, Channel:19193, Bandwidth:1.4, Modulation:QPSK, RB Number: 1, RB Position:HIGH)**

| Center Frequency (MHz) | Span (MHz) | RBW (MHz) | Detect or | Frequency (MHz) | Power (dBm) | Verdict | Sweep Point |
|------------------------|------------|-----------|-----------|-----------------|-------------|---------|-------------|
| 1910                   | 20         | 0.015     | RMS       | 1910.004        | -28.04      | Pass    | 2666        |



**7.6. LTE Band Edge(NTNV)(Subtest:6, Channel:19193, Bandwidth:1.4, Modulation:QPSK, RB Number: 6, RB Position:HIGH)**

| Center Frequency (MHz) | Span (MHz) | RBW (MHz) | Detect or | Frequency (MHz) | Power (dBm) | Verdict | Sweep Point |
|------------------------|------------|-----------|-----------|-----------------|-------------|---------|-------------|
| 1910                   | 20         | 0.015     | RMS       | 1910.004        | -34.73      | Pass    | 2666        |



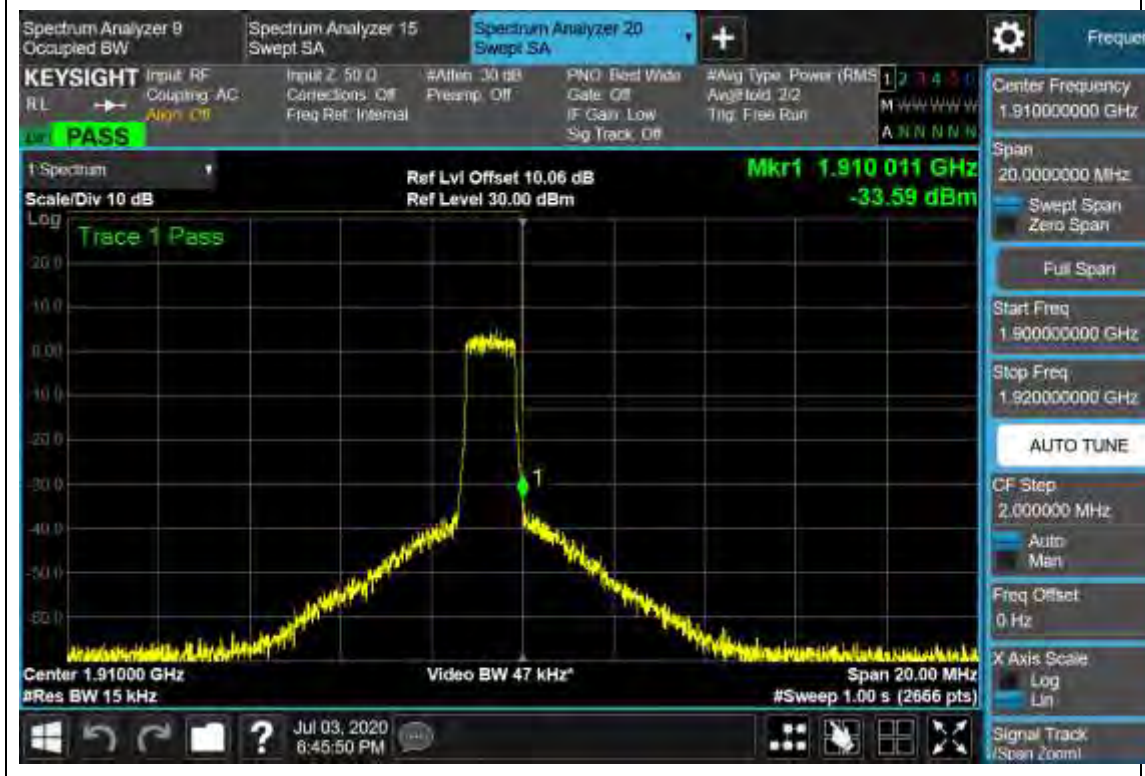
**7.7. LTE Band Edge(NTNV)(Subtest:7, Channel:19193, Bandwidth:1.4, Modulation:Q16, RB Number: 1, RB Position:HIGH)**

| Center Frequency (MHz) | Span (MHz) | RBW (MHz) | Detect or | Frequency (MHz) | Power (dBm) | Verdict | Sweep Point |
|------------------------|------------|-----------|-----------|-----------------|-------------|---------|-------------|
| 1910                   | 20         | 0.015     | RMS       | 1910.004        | -29.5       | Pass    | 2666        |



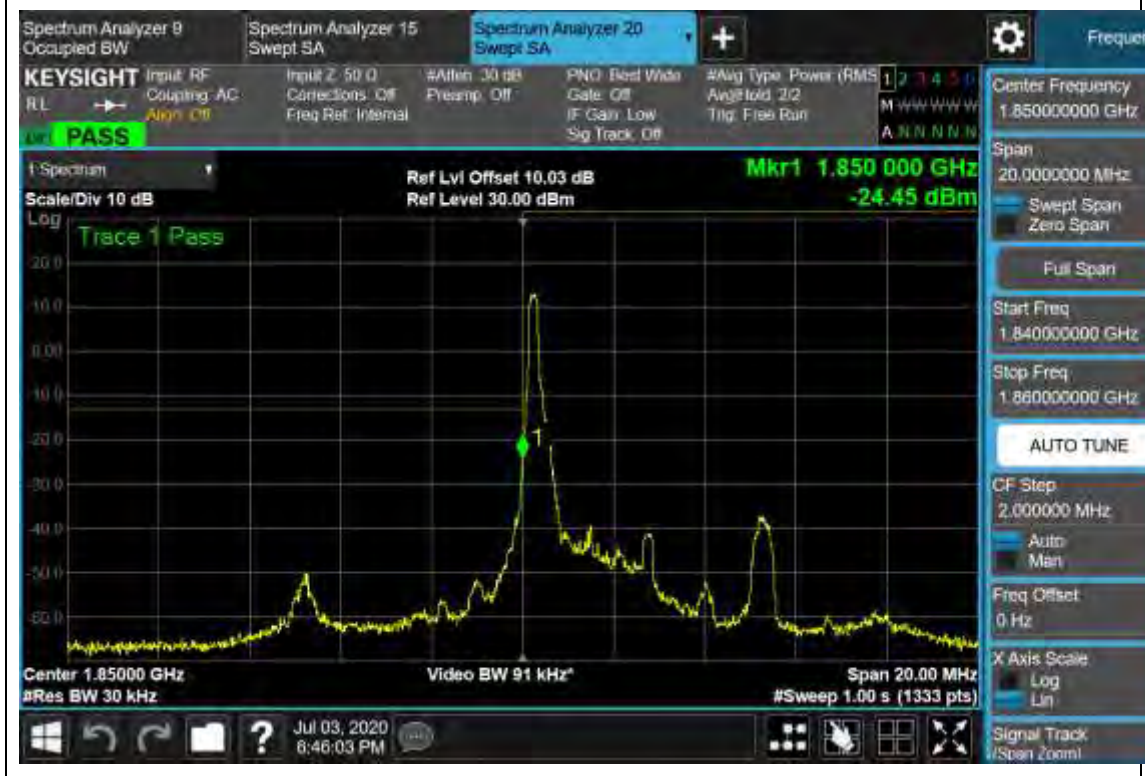
**7.8. LTE Band Edge(NTNV)(Subtest:8, Channel:19193, Bandwidth:1.4, Modulation:Q16, RB Number: 6, RB Position:HIGH)**

| Center Frequency (MHz) | Span (MHz) | RBW (MHz) | Detect or | Frequency (MHz) | Power (dBm) | Verdict | Sweep Point |
|------------------------|------------|-----------|-----------|-----------------|-------------|---------|-------------|
| 1910                   | 20         | 0.015     | RMS       | 1910.011        | -33.59      | Pass    | 2666        |



**7.9. LTE Band Edge(NTNV)(Subtest:9, Channel:18615, Bandwidth:3, Modulation:QPSK, RB Number: 1, RB Position:LOW)**

| Center Frequency (MHz) | Span (MHz) | RBW (MHz) | Detect or | Frequency (MHz) | Power (dBm) | Verdict | Sweep Point |
|------------------------|------------|-----------|-----------|-----------------|-------------|---------|-------------|
| 1850                   | 20         | 0.03      | RMS       | 1850            | -24.45      | Pass    | 1333        |



**7.10. LTE Band Edge(NTNV)(Subtest:10, Channel:18615, Bandwidth:3, Modulation:QPSK, RB Number: 15, RB Position:LOW)**

| Center Frequency (MHz) | Span (MHz) | RBW (MHz) | Detect or | Frequency (MHz) | Power (dBm) | Verdict | Sweep Point |
|------------------------|------------|-----------|-----------|-----------------|-------------|---------|-------------|
| 1850                   | 20         | 0.03      | RMS       | 1850            | -34.44      | Pass    | 1333        |



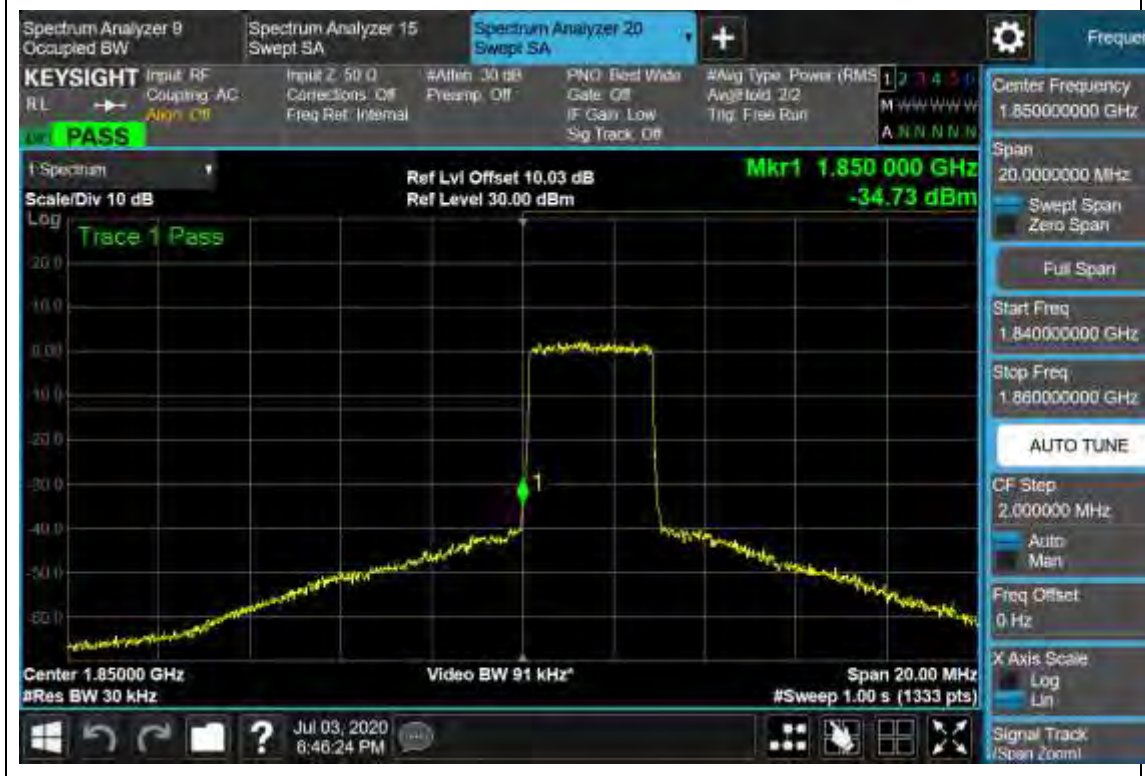
**7.11. LTE Band Edge(NTNV)(Subtest:11, Channel:18615, Bandwidth:3, Modulation:Q16, RB Number: 1, RB Position:LOW)**

| Center Frequency (MHz) | Span (MHz) | RBW (MHz) | Detect or | Frequency (MHz) | Power (dBm) | Verdict | Sweep Point |
|------------------------|------------|-----------|-----------|-----------------|-------------|---------|-------------|
| 1850                   | 20         | 0.03      | RMS       | 1850            | -25.09      | Pass    | 1333        |



**7.12. LTE Band Edge(NTNV)(Subtest:12, Channel:18615, Bandwidth:3, Modulation:Q16, RB Number: 15, RB Position:LOW)**

| Center Frequency (MHz) | Span (MHz) | RBW (MHz) | Detect or | Frequency (MHz) | Power (dBm) | Verdict | Sweep Point |
|------------------------|------------|-----------|-----------|-----------------|-------------|---------|-------------|
| 1850                   | 20         | 0.03      | RMS       | 1850            | -34.73      | Pass    | 1333        |





**7.13. LTE Band Edge(NTNV)(Subtest:13, Channel:19185, Bandwidth:3, Modulation:QPSK, RB Number: 1, RB Position:HIGH)**

| Center Frequency (MHz) | Span (MHz) | RBW (MHz) | Detect or | Frequency (MHz) | Power (dBm) | Verdict | Sweep Point |
|------------------------|------------|-----------|-----------|-----------------|-------------|---------|-------------|
| 1910                   | 20         | 0.03      | RMS       | 1910            | -25.13      | Pass    | 1333        |



**7.14. LTE Band Edge(NTNV)(Subtest:14, Channel:19185, Bandwidth:3, Modulation:QPSK, RB Number: 15, RB Position:HIGH)**

| Center Frequency (MHz) | Span (MHz) | RBW (MHz) | Detect or | Frequency (MHz) | Power (dBm) | Verdict | Sweep Point |
|------------------------|------------|-----------|-----------|-----------------|-------------|---------|-------------|
| 1910                   | 20         | 0.03      | RMS       | 1910            | -37.66      | Pass    | 1333        |



**7.15. LTE Band Edge(NTNV)(Subtest:15, Channel:19185, Bandwidth:3, Modulation:Q16, RB Number: 1, RB Position:HIGH)**

| Center Frequency (MHz) | Span (MHz) | RBW (MHz) | Detect or | Frequency (MHz) | Power (dBm) | Verdict | Sweep Point |
|------------------------|------------|-----------|-----------|-----------------|-------------|---------|-------------|
| 1910                   | 20         | 0.03      | RMS       | 1910            | -25.89      | Pass    | 1333        |



**7.16. LTE Band Edge(NTNV)(Subtest:16, Channel:19185, Bandwidth:3, Modulation:Q16, RB Number: 15, RB Position:HIGH)**

| Center Frequency (MHz) | Span (MHz) | RBW (MHz) | Detect or | Frequency (MHz) | Power (dBm) | Verdict | Sweep Point |
|------------------------|------------|-----------|-----------|-----------------|-------------|---------|-------------|
| 1910                   | 20         | 0.03      | RMS       | 1910.015        | -37.01      | Pass    | 1333        |



**7.17. LTE Band Edge(NTNV)(Subtest:17, Channel:18625, Bandwidth:5, Modulation:QPSK, RB Number: 1, RB Position:LOW)**

| Center Frequency (MHz) | Span (MHz) | RBW (MHz) | Detect or | Frequency (MHz) | Power (dBm) | Verdict | Sweep Point |
|------------------------|------------|-----------|-----------|-----------------|-------------|---------|-------------|
| 1850                   | 20         | 0.051     | RMS       | 1849.987        | -24.23      | Pass    | 784         |



**7.18. LTE Band Edge(NTNV)(Subtest:18, Channel:18625, Bandwidth:5, Modulation:QPSK, RB Number: 25, RB Position:LOW)**

| Center Frequency (MHz) | Span (MHz) | RBW (MHz) | Detect or | Frequency (MHz) | Power (dBm) | Verdict | Sweep Point |
|------------------------|------------|-----------|-----------|-----------------|-------------|---------|-------------|
| 1850                   | 20         | 0.051     | RMS       | 1849.987        | -35.32      | Pass    | 784         |



**7.19. LTE Band Edge(NTNV)(Subtest:19, Channel:18625, Bandwidth:5, Modulation:Q16, RB Number: 1, RB Position:LOW)**

| Center Frequency (MHz) | Span (MHz) | RBW (MHz) | Detect or | Frequency (MHz) | Power (dBm) | Verdict | Sweep Point |
|------------------------|------------|-----------|-----------|-----------------|-------------|---------|-------------|
| 1850                   | 20         | 0.051     | RMS       | 1849.987        | -23.37      | Pass    | 784         |



**7.20. LTE Band Edge(NTNV)(Subtest:20, Channel:18625, Bandwidth:5, Modulation:Q16, RB Number: 25, RB Position:LOW)**

| Center Frequency (MHz) | Span (MHz) | RBW (MHz) | Detect or | Frequency (MHz) | Power (dBm) | Verdict | Sweep Point |
|------------------------|------------|-----------|-----------|-----------------|-------------|---------|-------------|
| 1850                   | 20         | 0.051     | RMS       | 1849.987        | -36.08      | Pass    | 784         |





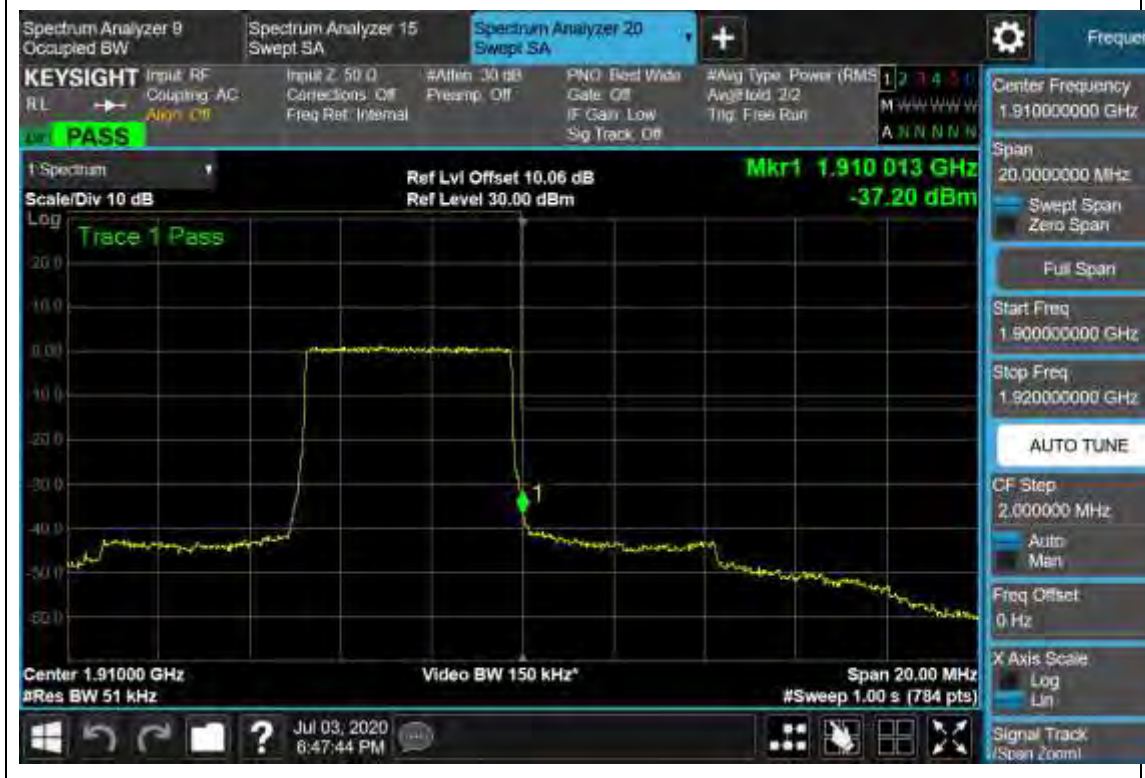
**7.21. LTE Band Edge(NTNV)(Subtest:21, Channel:19175, Bandwidth:5, Modulation:QPSK, RB Number: 1, RB Position:HIGH)**

| Center Frequency (MHz) | Span (MHz) | RBW (MHz) | Detect or | Frequency (MHz) | Power (dBm) | Verdict | Sweep Point |
|------------------------|------------|-----------|-----------|-----------------|-------------|---------|-------------|
| 1910                   | 20         | 0.051     | RMS       | 1910.013        | -25.11      | Pass    | 784         |



**7.22. LTE Band Edge(NTNV)(Subtest:22, Channel:19175, Bandwidth:5, Modulation:QPSK, RB Number: 25, RB Position:HIGH)**

| Center Frequency (MHz) | Span (MHz) | RBW (MHz) | Detect or | Frequency (MHz) | Power (dBm) | Verdict | Sweep Point |
|------------------------|------------|-----------|-----------|-----------------|-------------|---------|-------------|
| 1910                   | 20         | 0.051     | RMS       | 1910.013        | -37.2       | Pass    | 784         |



**7.23. LTE Band Edge(NTNV)(Subtest:23, Channel:19175, Bandwidth:5, Modulation:Q16, RB Number: 1, RB Position:HIGH)**

| Center Frequency (MHz) | Span (MHz) | RBW (MHz) | Detect or | Frequency (MHz) | Power (dBm) | Verdict | Sweep Point |
|------------------------|------------|-----------|-----------|-----------------|-------------|---------|-------------|
| 1910                   | 20         | 0.051     | RMS       | 1910.013        | -25.24      | Pass    | 784         |



**7.24. LTE Band Edge(NTNV)(Subtest:24, Channel:19175, Bandwidth:5, Modulation:Q16, RB Number: 25, RB Position:HIGH)**

| Center Frequency (MHz) | Span (MHz) | RBW (MHz) | Detect or | Frequency (MHz) | Power (dBm) | Verdict | Sweep Point |
|------------------------|------------|-----------|-----------|-----------------|-------------|---------|-------------|
| 1910                   | 20         | 0.051     | RMS       | 1910.013        | -34.72      | Pass    | 784         |



**7.25. LTE Band Edge(NTNV)(Subtest:25, Channel:18650, Bandwidth:10, Modulation:QPSK, RB Number: 1, RB Position:LOW)**

| Center Frequency (MHz) | Span (MHz) | RBW (MHz) | Detect or | Frequency (MHz) | Power (dBm) | Verdict | Sweep Point |
|------------------------|------------|-----------|-----------|-----------------|-------------|---------|-------------|
| 1850                   | 20         | 0.1       | RMS       | 1850            | -26.07      | Pass    | 601         |



**7.26. LTE Band Edge(NTNV)(Subtest:26, Channel:18650, Bandwidth:10, Modulation:QPSK, RB Number: 50, RB Position:LOW)**

| Center Frequency (MHz) | Span (MHz) | RBW (MHz) | Detect or | Frequency (MHz) | Power (dBm) | Verdict | Sweep Point |
|------------------------|------------|-----------|-----------|-----------------|-------------|---------|-------------|
| 1850                   | 20         | 0.1       | RMS       | 1850            | -37.45      | Pass    | 601         |



**7.27. LTE Band Edge(NTNV)(Subtest:27, Channel:18650, Bandwidth:10, Modulation:Q16, RB Number: 1, RB Position:LOW)**

| Center Frequency (MHz) | Span (MHz) | RBW (MHz) | Detect or | Frequency (MHz) | Power (dBm) | Verdict | Sweep Point |
|------------------------|------------|-----------|-----------|-----------------|-------------|---------|-------------|
| 1850                   | 20         | 0.1       | RMS       | 1850            | -25.94      | Pass    | 601         |



**7.28. LTE Band Edge(NTNV)(Subtest:28, Channel:18650, Bandwidth:10, Modulation:Q16, RB Number: 50, RB Position:LOW)**

| Center Frequency (MHz) | Span (MHz) | RBW (MHz) | Detect or | Frequency (MHz) | Power (dBm) | Verdict | Sweep Point |
|------------------------|------------|-----------|-----------|-----------------|-------------|---------|-------------|
| 1850                   | 20         | 0.1       | RMS       | 1850            | -37.72      | Pass    | 601         |





**7.29. LTE Band Edge(NTNV)(Subtest:29, Channel:19150, Bandwidth:10, Modulation:QPSK, RB Number: 1, RB Position:HIGH)**

| Center Frequency (MHz) | Span (MHz) | RBW (MHz) | Detect or | Frequency (MHz) | Power (dBm) | Verdict | Sweep Point |
|------------------------|------------|-----------|-----------|-----------------|-------------|---------|-------------|
| 1910                   | 20         | 0.1       | RMS       | 1910            | -26.51      | Pass    | 601         |



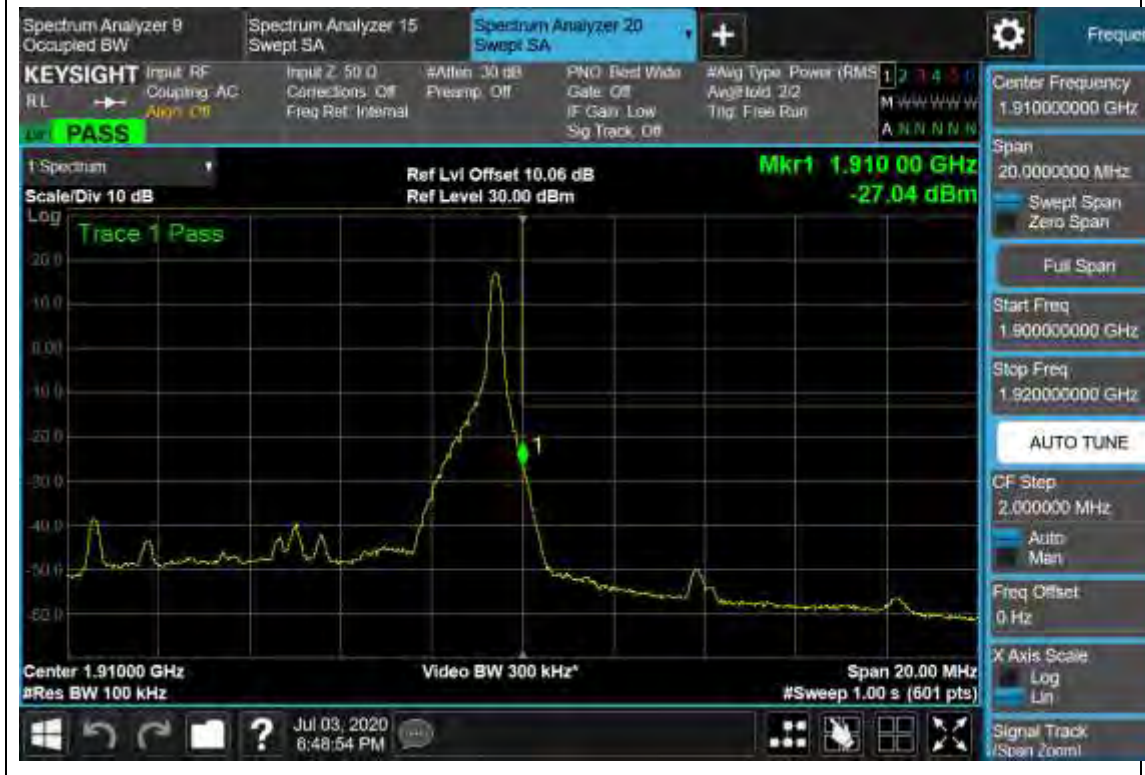
**7.30. LTE Band Edge(NTNV)(Subtest:30, Channel:19150, Bandwidth:10, Modulation:QPSK, RB Number: 50, RB Position:HIGH)**

| Center Frequency (MHz) | Span (MHz) | RBW (MHz) | Detect or | Frequency (MHz) | Power (dBm) | Verdict | Sweep Point |
|------------------------|------------|-----------|-----------|-----------------|-------------|---------|-------------|
| 1910                   | 20         | 0.1       | RMS       | 1910            | -39.53      | Pass    | 601         |



**7.31. LTE Band Edge(NTNV)(Subtest:31, Channel:19150, Bandwidth:10, Modulation:Q16, RB Number: 1, RB Position:HIGH)**

| Center Frequency (MHz) | Span (MHz) | RBW (MHz) | Detect or | Frequency (MHz) | Power (dBm) | Verdict | Sweep Point |
|------------------------|------------|-----------|-----------|-----------------|-------------|---------|-------------|
| 1910                   | 20         | 0.1       | RMS       | 1910            | -27.04      | Pass    | 601         |



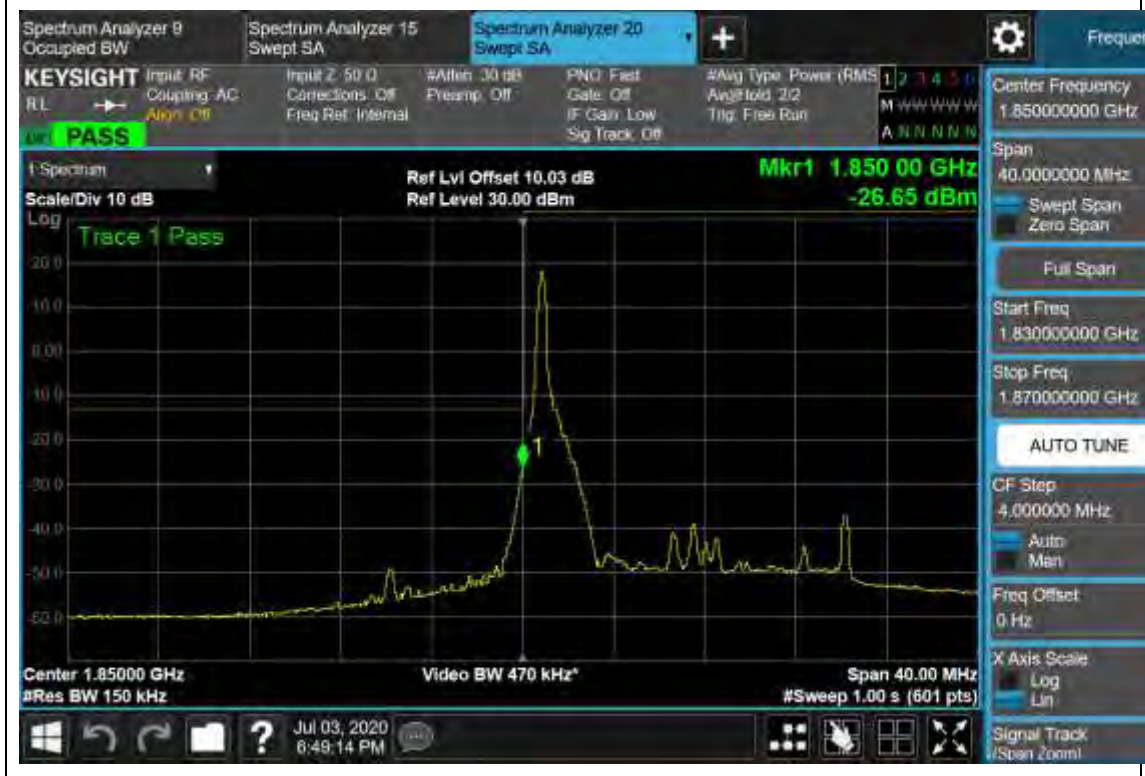
**7.32. LTE Band Edge(NTNV)(Subtest:32, Channel:19150, Bandwidth:10, Modulation:Q16, RB Number: 50, RB Position:HIGH)**

| Center Frequency (MHz) | Span (MHz) | RBW (MHz) | Detect or | Frequency (MHz) | Power (dBm) | Verdict | Sweep Point |
|------------------------|------------|-----------|-----------|-----------------|-------------|---------|-------------|
| 1910                   | 20         | 0.1       | RMS       | 1910            | -37.46      | Pass    | 601         |



**7.33. LTE Band Edge(NTNV)(Subtest:33, Channel:18675, Bandwidth:15, Modulation:QPSK, RB Number: 1, RB Position:LOW)**

| Center Frequency (MHz) | Span (MHz) | RBW (MHz) | Detect or | Frequency (MHz) | Power (dBm) | Verdict | Sweep Point |
|------------------------|------------|-----------|-----------|-----------------|-------------|---------|-------------|
| 1850                   | 40         | 0.15      | RMS       | 1850            | -26.65      | Pass    | 601         |



**7.34. LTE Band Edge(NTNV)(Subtest:34, Channel:18675, Bandwidth:15, Modulation:QPSK, RB Number: 75, RB Position:LOW)**

| Center Frequency (MHz) | Span (MHz) | RBW (MHz) | Detect or | Frequency (MHz) | Power (dBm) | Verdict | Sweep Point |
|------------------------|------------|-----------|-----------|-----------------|-------------|---------|-------------|
| 1850                   | 40         | 0.15      | RMS       | 1850            | -38.17      | Pass    | 601         |



**7.35. LTE Band Edge(NTNV)(Subtest:35, Channel:18675, Bandwidth:15, Modulation:Q16, RB Number: 1, RB Position:LOW)**

| Center Frequency (MHz) | Span (MHz) | RBW (MHz) | Detect or | Frequency (MHz) | Power (dBm) | Verdict | Sweep Point |
|------------------------|------------|-----------|-----------|-----------------|-------------|---------|-------------|
| 1850                   | 40         | 0.15      | RMS       | 1850            | -27.45      | Pass    | 601         |



**7.36. LTE Band Edge(NTNV)(Subtest:36, Channel:18675, Bandwidth:15, Modulation:Q16, RB Number: 75, RB Position:LOW)**

| Center Frequency (MHz) | Span (MHz) | RBW (MHz) | Detect or | Frequency (MHz) | Power (dBm) | Verdict | Sweep Point |
|------------------------|------------|-----------|-----------|-----------------|-------------|---------|-------------|
| 1850                   | 40         | 0.15      | RMS       | 1850            | -37.44      | Pass    | 601         |





**7.37. LTE Band Edge(NTNV)(Subtest:37, Channel:19125, Bandwidth:15, Modulation:QPSK, RB Number: 1, RB Position:HIGH)**

| Center Frequency (MHz) | Span (MHz) | RBW (MHz) | Detect or | Frequency (MHz) | Power (dBm) | Verdict | Sweep Point |
|------------------------|------------|-----------|-----------|-----------------|-------------|---------|-------------|
| 1910                   | 40         | 0.15      | RMS       | 1910            | -28.46      | Pass    | 601         |



**7.38. LTE Band Edge(NTNV)(Subtest:38, Channel:19125, Bandwidth:15, Modulation:QPSK, RB Number: 75, RB Position:HIGH)**

| Center Frequency (MHz) | Span (MHz) | RBW (MHz) | Detect or | Frequency (MHz) | Power (dBm) | Verdict | Sweep Point |
|------------------------|------------|-----------|-----------|-----------------|-------------|---------|-------------|
| 1910                   | 40         | 0.15      | RMS       | 1910            | -39.94      | Pass    | 601         |



**7.39. LTE Band Edge(NTNV)(Subtest:39, Channel:19125, Bandwidth:15, Modulation:Q16, RB Number: 1, RB Position:HIGH)**

| Center Frequency (MHz) | Span (MHz) | RBW (MHz) | Detect or | Frequency (MHz) | Power (dBm) | Verdict | Sweep Point |
|------------------------|------------|-----------|-----------|-----------------|-------------|---------|-------------|
| 1910                   | 40         | 0.15      | RMS       | 1910            | -25.87      | Pass    | 601         |



**7.40. LTE Band Edge(NTNV)(Subtest:40, Channel:19125, Bandwidth:15, Modulation:Q16, RB Number: 75, RB Position:HIGH)**

| Center Frequency (MHz) | Span (MHz) | RBW (MHz) | Detect or | Frequency (MHz) | Power (dBm) | Verdict | Sweep Point |
|------------------------|------------|-----------|-----------|-----------------|-------------|---------|-------------|
| 1910                   | 40         | 0.15      | RMS       | 1910.067        | -38.64      | Pass    | 601         |



**7.41. LTE Band Edge(NTNV)(Subtest:41, Channel:18700, Bandwidth:20, Modulation:QPSK, RB Number: 1, RB Position:LOW)**

| Center Frequency (MHz) | Span (MHz) | RBW (MHz) | Detect or | Frequency (MHz) | Power (dBm) | Verdict | Sweep Point |
|------------------------|------------|-----------|-----------|-----------------|-------------|---------|-------------|
| 1850                   | 40         | 0.2       | RMS       | 1850            | -29.63      | Pass    | 601         |



**7.42. LTE Band Edge(NTNV)(Subtest:42, Channel:18700, Bandwidth:20, Modulation:QPSK, RB Number: 100, RB Position:LOW)**

| Center Frequency (MHz) | Span (MHz) | RBW (MHz) | Detect or | Frequency (MHz) | Power (dBm) | Verdict | Sweep Point |
|------------------------|------------|-----------|-----------|-----------------|-------------|---------|-------------|
| 1850                   | 40         | 0.2       | RMS       | 1850            | -39.74      | Pass    | 601         |



**7.43. LTE Band Edge(NTNV)(Subtest:43, Channel:18700, Bandwidth:20, Modulation:Q16, RB Number: 1, RB Position:LOW)**

| Center Frequency (MHz) | Span (MHz) | RBW (MHz) | Detect or | Frequency (MHz) | Power (dBm) | Verdict | Sweep Point |
|------------------------|------------|-----------|-----------|-----------------|-------------|---------|-------------|
| 1850                   | 40         | 0.2       | RMS       | 1850            | -28.07      | Pass    | 601         |



**7.44. LTE Band Edge(NTNV)(Subtest:44, Channel:18700, Bandwidth:20, Modulation:Q16, RB Number: 100, RB Position:LOW)**

| Center Frequency (MHz) | Span (MHz) | RBW (MHz) | Detect or | Frequency (MHz) | Power (dBm) | Verdict | Sweep Point |
|------------------------|------------|-----------|-----------|-----------------|-------------|---------|-------------|
| 1850                   | 40         | 0.2       | RMS       | 1850            | -37.96      | Pass    | 601         |





**7.45. LTE Band Edge(NTNV)(Subtest:45, Channel:19100, Bandwidth:20, Modulation:QPSK, RB Number: 1, RB Position:HIGH)**

| Center Frequency (MHz) | Span (MHz) | RBW (MHz) | Detect or | Frequency (MHz) | Power (dBm) | Verdict | Sweep Point |
|------------------------|------------|-----------|-----------|-----------------|-------------|---------|-------------|
| 1910                   | 40         | 0.2       | RMS       | 1910            | -29.59      | Pass    | 601         |



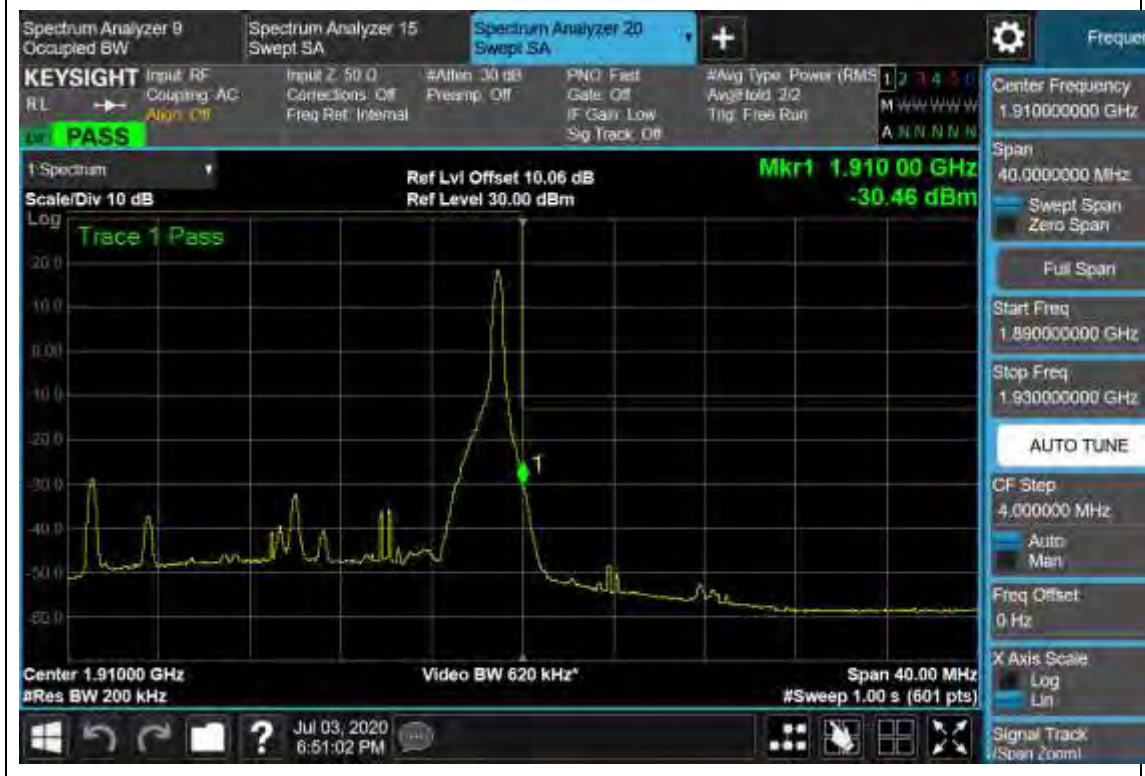
**7.46. LTE Band Edge(NTNV)(Subtest:46, Channel:19100, Bandwidth:20, Modulation:QPSK, RB Number: 100, RB Position:HIGH)**

| Center Frequency (MHz) | Span (MHz) | RBW (MHz) | Detect or | Frequency (MHz) | Power (dBm) | Verdict | Sweep Point |
|------------------------|------------|-----------|-----------|-----------------|-------------|---------|-------------|
| 1910                   | 40         | 0.2       | RMS       | 1910.067        | -39.74      | Pass    | 601         |



**7.47. LTE Band Edge(NTNV)(Subtest:47, Channel:19100, Bandwidth:20, Modulation:Q16, RB Number: 1, RB Position:HIGH)**

| Center Frequency (MHz) | Span (MHz) | RBW (MHz) | Detect or | Frequency (MHz) | Power (dBm) | Verdict | Sweep Point |
|------------------------|------------|-----------|-----------|-----------------|-------------|---------|-------------|
| 1910                   | 40         | 0.2       | RMS       | 1910            | -30.46      | Pass    | 601         |



**7.48. LTE Band Edge(NTNV)(Subtest:48, Channel:19100, Bandwidth:20, Modulation:Q16, RB Number: 100, RB Position:HIGH)**

| Center Frequency (MHz) | Span (MHz) | RBW (MHz) | Detect or | Frequency (MHz) | Power (dBm) | Verdict | Sweep Point |
|------------------------|------------|-----------|-----------|-----------------|-------------|---------|-------------|
| 1910                   | 40         | 0.2       | RMS       | 1910            | -39.07      | Pass    | 601         |



## 8. LTE\_Band4

### 8.1. LTE Band Edge(NTNV)(Subtest:1, Channel:19957, Bandwidth:1.4, Modulation:QPSK, RB Number: 1, RB Position:LOW)

| Center Frequency (MHz) | Span (MHz) | RBW (MHz) | Detect or | Frequency (MHz) | Power (dBm) | Verdict | Sweep Point |
|------------------------|------------|-----------|-----------|-----------------|-------------|---------|-------------|
| 1710                   | 20         | 0.015     | RMS       | 1709.989        | -28.81      | Pass    | 2666        |



**8.2. LTE Band Edge(NTNV)(Subtest:2, Channel:19957, Bandwidth:1.4, Modulation:QPSK, RB Number: 6, RB Position:LOW)**

| Center Frequency (MHz) | Span (MHz) | RBW (MHz) | Detect or | Frequency (MHz) | Power (dBm) | Verdict | Sweep Point |
|------------------------|------------|-----------|-----------|-----------------|-------------|---------|-------------|
| 1710                   | 20         | 0.015     | RMS       | 1709.981        | -32.35      | Pass    | 2666        |



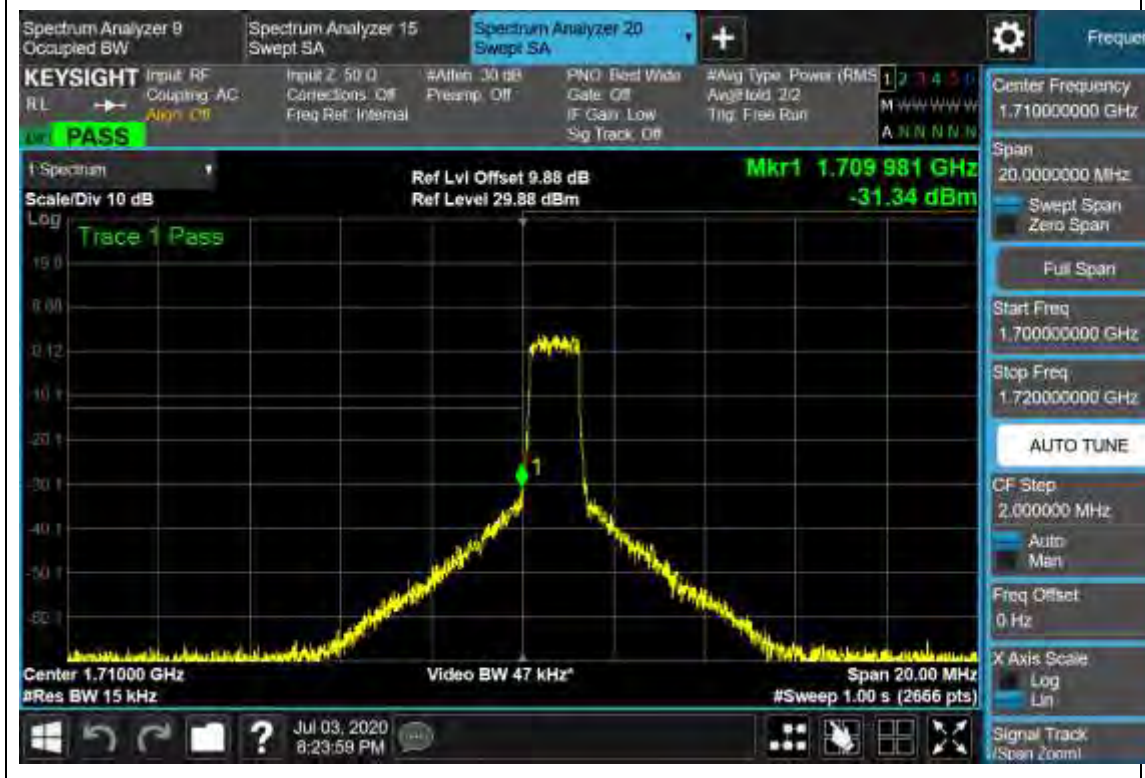
**8.3. LTE Band Edge(NTNV)(Subtest:3, Channel:19957, Bandwidth:1.4, Modulation:Q16, RB Number: 1, RB Position:LOW)**

| Center Frequency (MHz) | Span (MHz) | RBW (MHz) | Detect or | Frequency (MHz) | Power (dBm) | Verdict | Sweep Point |
|------------------------|------------|-----------|-----------|-----------------|-------------|---------|-------------|
| 1710                   | 20         | 0.015     | RMS       | 1709.996        | -27.08      | Pass    | 2666        |



**8.4. LTE Band Edge(NTNV)(Subtest:4, Channel:19957, Bandwidth:1.4, Modulation:Q16, RB Number: 6, RB Position:LOW)**

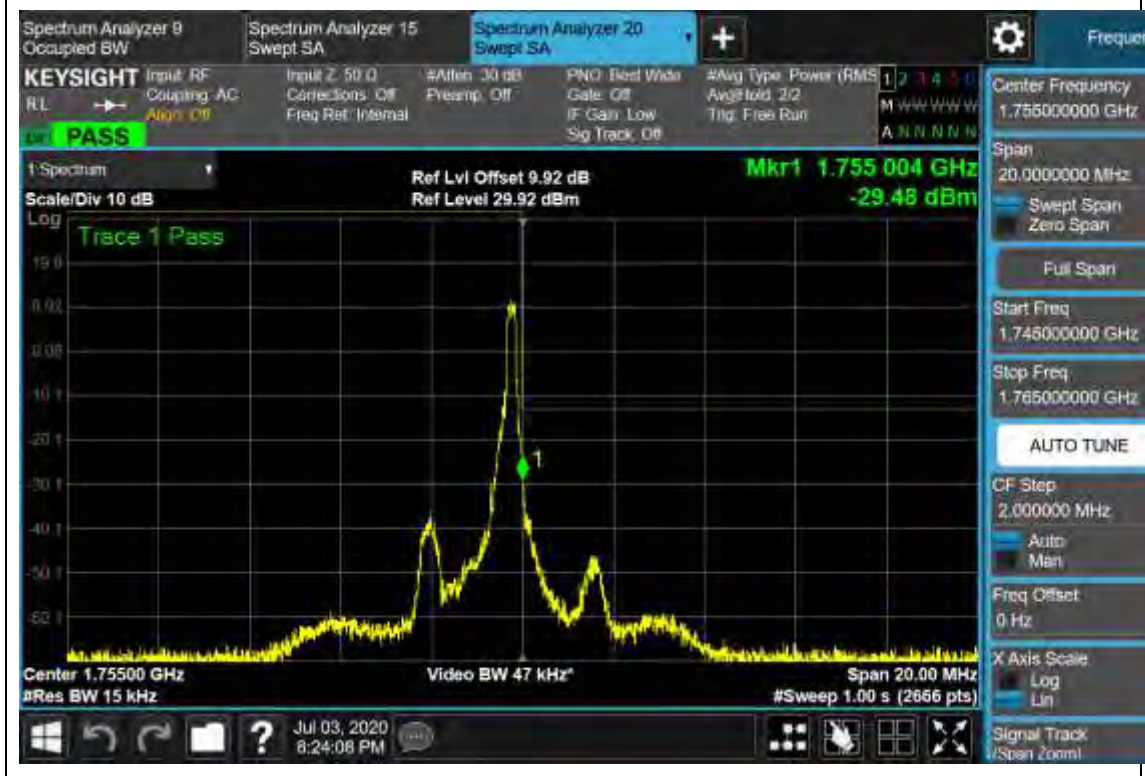
| Center Frequency (MHz) | Span (MHz) | RBW (MHz) | Detect or | Frequency (MHz) | Power (dBm) | Verdict | Sweep Point |
|------------------------|------------|-----------|-----------|-----------------|-------------|---------|-------------|
| 1710                   | 20         | 0.015     | RMS       | 1709.981        | -31.34      | Pass    | 2666        |





**8.5. LTE Band Edge(NTNV)(Subtest:5, Channel:20393, Bandwidth:1.4, Modulation:QPSK, RB Number: 1, RB Position:HIGH)**

| Center Frequency (MHz) | Span (MHz) | RBW (MHz) | Detect or | Frequency (MHz) | Power (dBm) | Verdict | Sweep Point |
|------------------------|------------|-----------|-----------|-----------------|-------------|---------|-------------|
| 1755                   | 20         | 0.015     | RMS       | 1755.004        | -29.48      | Pass    | 2666        |



**8.6. LTE Band Edge(NTNV)(Subtest:6, Channel:20393, Bandwidth:1.4, Modulation:QPSK, RB Number: 6, RB Position:HIGH)**

| Center Frequency (MHz) | Span (MHz) | RBW (MHz) | Detect or | Frequency (MHz) | Power (dBm) | Verdict | Sweep Point |
|------------------------|------------|-----------|-----------|-----------------|-------------|---------|-------------|
| 1755                   | 20         | 0.015     | RMS       | 1755.004        | -30.95      | Pass    | 2666        |



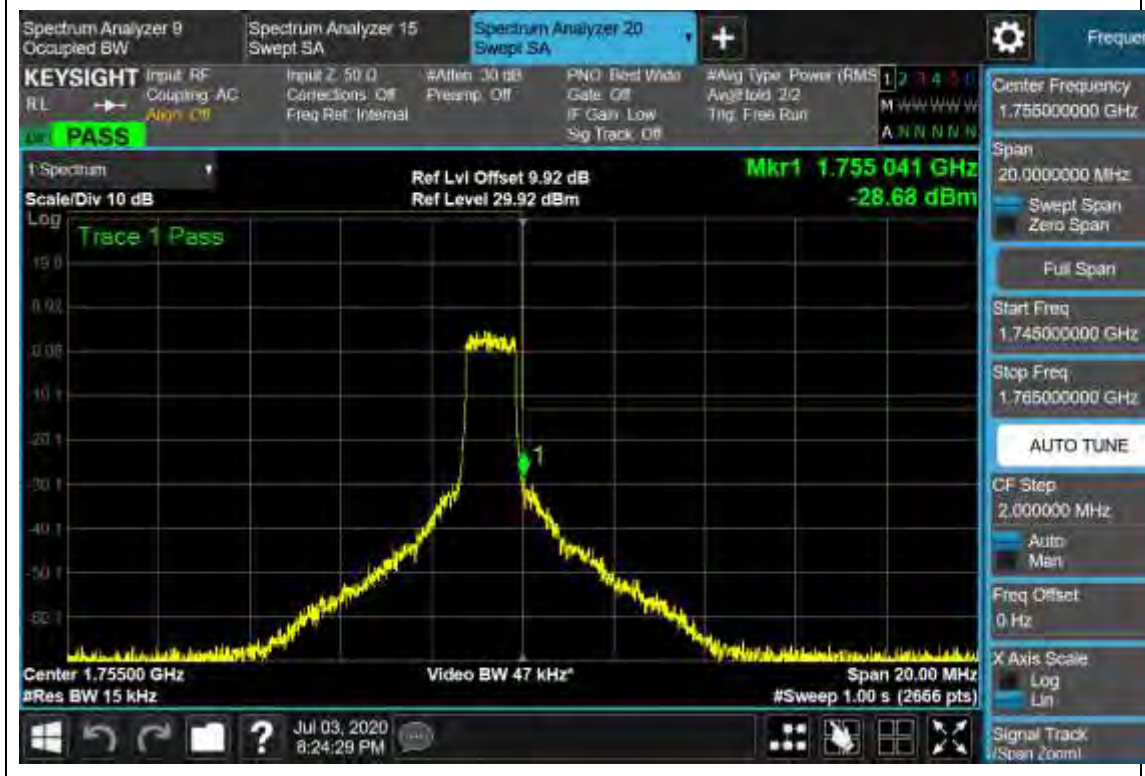
**8.7. LTE Band Edge(NTNV)(Subtest:7, Channel:20393, Bandwidth:1.4, Modulation:Q16, RB Number: 1, RB Position:HIGH)**

| Center Frequency (MHz) | Span (MHz) | RBW (MHz) | Detect or | Frequency (MHz) | Power (dBm) | Verdict | Sweep Point |
|------------------------|------------|-----------|-----------|-----------------|-------------|---------|-------------|
| 1755                   | 20         | 0.015     | RMS       | 1755.004        | -30.02      | Pass    | 2666        |



**8.8. LTE Band Edge(NTNV)(Subtest:8, Channel:20393, Bandwidth:1.4, Modulation:Q16, RB Number: 6, RB Position:HIGH)**

| Center Frequency (MHz) | Span (MHz) | RBW (MHz) | Detect or | Frequency (MHz) | Power (dBm) | Verdict | Sweep Point |
|------------------------|------------|-----------|-----------|-----------------|-------------|---------|-------------|
| 1755                   | 20         | 0.015     | RMS       | 1755.041        | -28.68      | Pass    | 2666        |



**8.9. LTE Band Edge(NTNV)(Subtest:9, Channel:19965, Bandwidth:3, Modulation:QPSK, RB Number: 1, RB Position:LOW)**

| Center Frequency (MHz) | Span (MHz) | RBW (MHz) | Detect or | Frequency (MHz) | Power (dBm) | Verdict | Sweep Point |
|------------------------|------------|-----------|-----------|-----------------|-------------|---------|-------------|
| 1710                   | 20         | 0.03      | RMS       | 1710            | -24.64      | Pass    | 1333        |



**8.10. LTE Band Edge(NTNV)(Subtest:10, Channel:19965, Bandwidth:3, Modulation:QPSK, RB Number: 15, RB Position:LOW)**

| Center Frequency (MHz) | Span (MHz) | RBW (MHz) | Detect or | Frequency (MHz) | Power (dBm) | Verdict | Sweep Point |
|------------------------|------------|-----------|-----------|-----------------|-------------|---------|-------------|
| 1710                   | 20         | 0.03      | RMS       | 1710            | -32.46      | Pass    | 1333        |



**8.11. LTE Band Edge(NTNV)(Subtest:11, Channel:19965, Bandwidth:3, Modulation:Q16, RB Number: 1, RB Position:LOW)**

| Center Frequency (MHz) | Span (MHz) | RBW (MHz) | Detect or | Frequency (MHz) | Power (dBm) | Verdict | Sweep Point |
|------------------------|------------|-----------|-----------|-----------------|-------------|---------|-------------|
| 1710                   | 20         | 0.03      | RMS       | 1710            | -25.15      | Pass    | 1333        |



**8.12. LTE Band Edge(NTNV)(Subtest:12, Channel:19965, Bandwidth:3, Modulation:Q16, RB Number: 15, RB Position:LOW)**

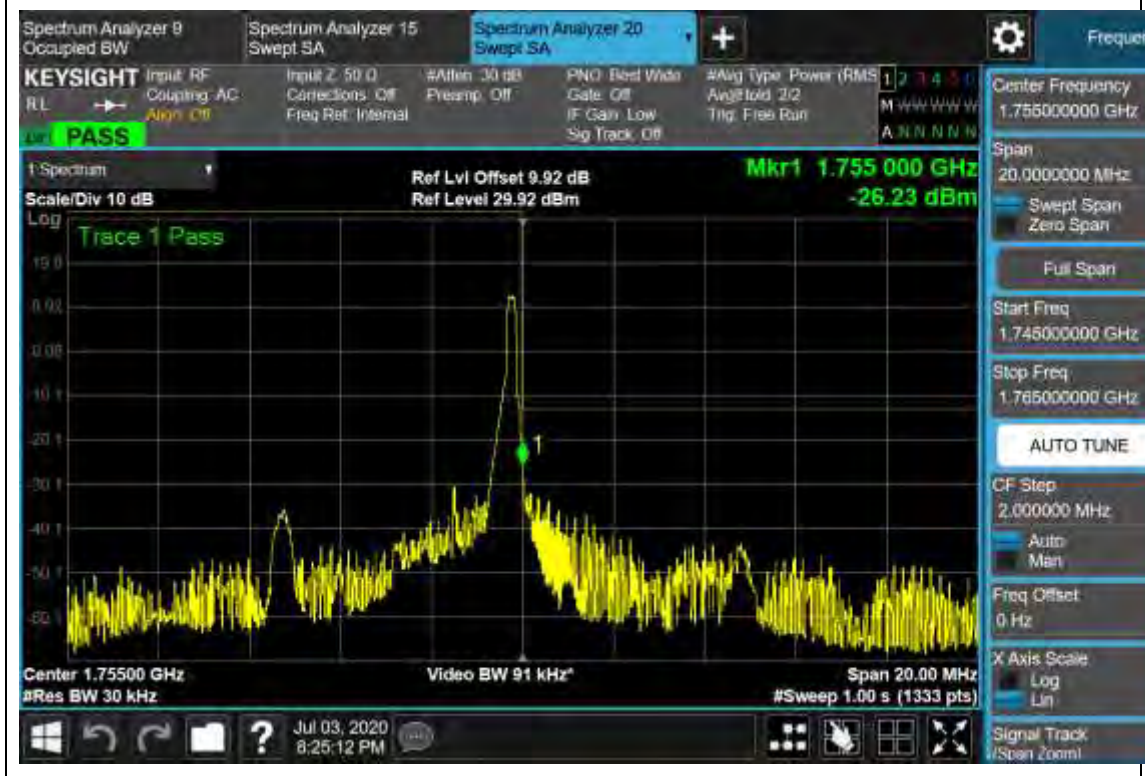
| Center Frequency (MHz) | Span (MHz) | RBW (MHz) | Detect or | Frequency (MHz) | Power (dBm) | Verdict | Sweep Point |
|------------------------|------------|-----------|-----------|-----------------|-------------|---------|-------------|
| 1710                   | 20         | 0.03      | RMS       | 1709.97         | -33.82      | Pass    | 1333        |





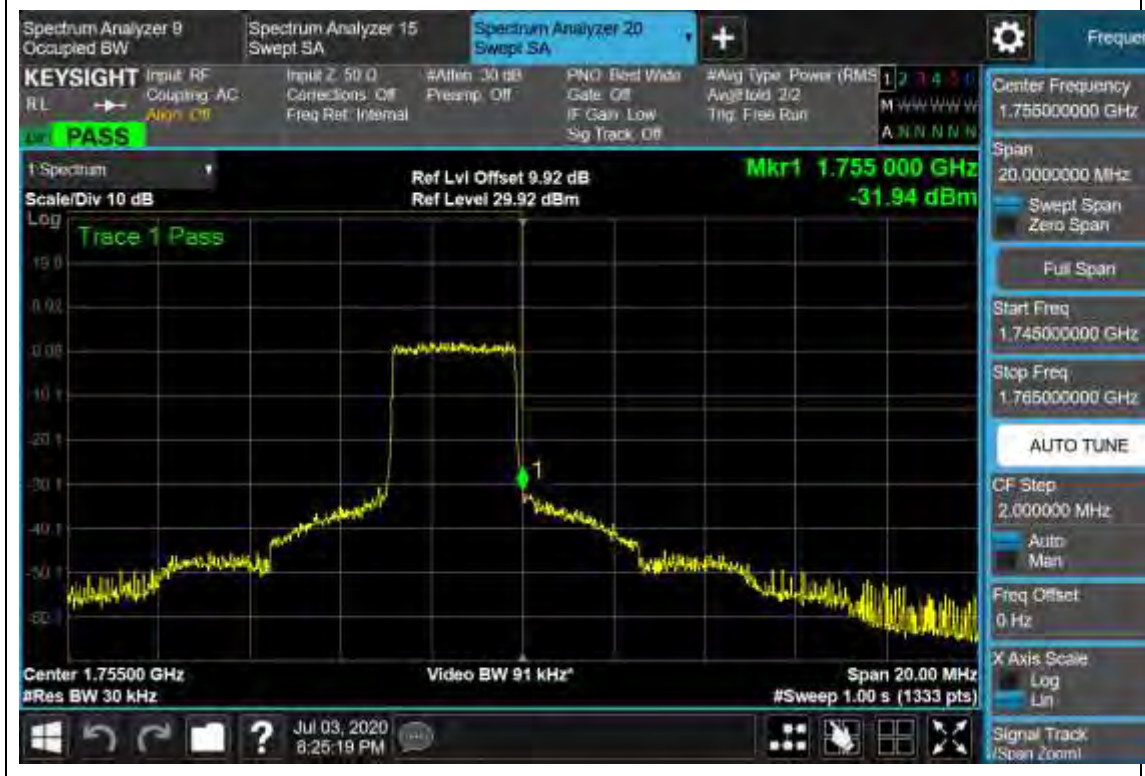
**8.13. LTE Band Edge(NTNV)(Subtest:13, Channel:20385, Bandwidth:3, Modulation:QPSK, RB Number: 1, RB Position:HIGH)**

| Center Frequency (MHz) | Span (MHz) | RBW (MHz) | Detect or | Frequency (MHz) | Power (dBm) | Verdict | Sweep Point |
|------------------------|------------|-----------|-----------|-----------------|-------------|---------|-------------|
| 1755                   | 20         | 0.03      | RMS       | 1755            | -26.23      | Pass    | 1333        |



**8.14. LTE Band Edge(NTNV)(Subtest:14, Channel:20385, Bandwidth:3, Modulation:QPSK, RB Number: 15, RB Position:HIGH)**

| Center Frequency (MHz) | Span (MHz) | RBW (MHz) | Detect or | Frequency (MHz) | Power (dBm) | Verdict | Sweep Point |
|------------------------|------------|-----------|-----------|-----------------|-------------|---------|-------------|
| 1755                   | 20         | 0.03      | RMS       | 1755            | -31.94      | Pass    | 1333        |



**8.15. LTE Band Edge(NTNV)(Subtest:15, Channel:20385, Bandwidth:3, Modulation:Q16, RB Number: 1, RB Position:HIGH)**

| Center Frequency (MHz) | Span (MHz) | RBW (MHz) | Detect or | Frequency (MHz) | Power (dBm) | Verdict | Sweep Point |
|------------------------|------------|-----------|-----------|-----------------|-------------|---------|-------------|
| 1755                   | 20         | 0.03      | RMS       | 1755.015        | -26.22      | Pass    | 1333        |



**8.16. LTE Band Edge(NTNV)(Subtest:16, Channel:20385, Bandwidth:3, Modulation:Q16, RB Number: 15, RB Position:HIGH)**

| Center Frequency (MHz) | Span (MHz) | RBW (MHz) | Detect or | Frequency (MHz) | Power (dBm) | Verdict | Sweep Point |
|------------------------|------------|-----------|-----------|-----------------|-------------|---------|-------------|
| 1755                   | 20         | 0.03      | RMS       | 1755            | -31.04      | Pass    | 1333        |



**8.17. LTE Band Edge(NTNV)(Subtest:17, Channel:19975, Bandwidth:5, Modulation:QPSK, RB Number: 1, RB Position:LOW)**

| Center Frequency (MHz) | Span (MHz) | RBW (MHz) | Detect or | Frequency (MHz) | Power (dBm) | Verdict | Sweep Point |
|------------------------|------------|-----------|-----------|-----------------|-------------|---------|-------------|
| 1710                   | 20         | 0.051     | RMS       | 1709.987        | -24.58      | Pass    | 784         |



**8.18. LTE Band Edge(NTNV)(Subtest:18, Channel:19975, Bandwidth:5, Modulation:QPSK, RB Number: 25, RB Position:LOW)**

| Center Frequency (MHz) | Span (MHz) | RBW (MHz) | Detect or | Frequency (MHz) | Power (dBm) | Verdict | Sweep Point |
|------------------------|------------|-----------|-----------|-----------------|-------------|---------|-------------|
| 1710                   | 20         | 0.051     | RMS       | 1709.987        | -33.27      | Pass    | 784         |



**8.19. LTE Band Edge(NTNV)(Subtest:19, Channel:19975, Bandwidth:5, Modulation:Q16, RB Number: 1, RB Position:LOW)**

| Center Frequency (MHz) | Span (MHz) | RBW (MHz) | Detect or | Frequency (MHz) | Power (dBm) | Verdict | Sweep Point |
|------------------------|------------|-----------|-----------|-----------------|-------------|---------|-------------|
| 1710                   | 20         | 0.051     | RMS       | 1709.987        | -23.54      | Pass    | 784         |



**8.20. LTE Band Edge(NTNV)(Subtest:20, Channel:19975, Bandwidth:5, Modulation:Q16, RB Number: 25, RB Position:LOW)**

| Center Frequency (MHz) | Span (MHz) | RBW (MHz) | Detect or | Frequency (MHz) | Power (dBm) | Verdict | Sweep Point |
|------------------------|------------|-----------|-----------|-----------------|-------------|---------|-------------|
| 1710                   | 20         | 0.051     | RMS       | 1709.987        | -32.36      | Pass    | 784         |





**8.21. LTE Band Edge(NTNV)(Subtest:21, Channel:20375, Bandwidth:5, Modulation:QPSK, RB Number: 1, RB Position:HIGH)**

| Center Frequency (MHz) | Span (MHz) | RBW (MHz) | Detect or | Frequency (MHz) | Power (dBm) | Verdict | Sweep Point |
|------------------------|------------|-----------|-----------|-----------------|-------------|---------|-------------|
| 1755                   | 20         | 0.051     | RMS       | 1755.013        | -24.63      | Pass    | 784         |



**8.22. LTE Band Edge(NTNV)(Subtest:22, Channel:20375, Bandwidth:5, Modulation:QPSK, RB Number: 25, RB Position:HIGH)**

| Center Frequency (MHz) | Span (MHz) | RBW (MHz) | Detect or | Frequency (MHz) | Power (dBm) | Verdict | Sweep Point |
|------------------------|------------|-----------|-----------|-----------------|-------------|---------|-------------|
| 1755                   | 20         | 0.051     | RMS       | 1755.013        | -31.1       | Pass    | 784         |



**8.23. LTE Band Edge(NTNV)(Subtest:23, Channel:20375, Bandwidth:5, Modulation:Q16, RB Number: 1, RB Position:HIGH)**

| Center Frequency (MHz) | Span (MHz) | RBW (MHz) | Detect or | Frequency (MHz) | Power (dBm) | Verdict | Sweep Point |
|------------------------|------------|-----------|-----------|-----------------|-------------|---------|-------------|
| 1755                   | 20         | 0.051     | RMS       | 1755.013        | -23.48      | Pass    | 784         |



**8.24. LTE Band Edge(NTNV)(Subtest:24, Channel:20375, Bandwidth:5, Modulation:Q16, RB Number: 25, RB Position:HIGH)**

| Center Frequency (MHz) | Span (MHz) | RBW (MHz) | Detect or | Frequency (MHz) | Power (dBm) | Verdict | Sweep Point |
|------------------------|------------|-----------|-----------|-----------------|-------------|---------|-------------|
| 1755                   | 20         | 0.051     | RMS       | 1755.013        | -31.05      | Pass    | 784         |



**8.25. LTE Band Edge(NTNV)(Subtest:25, Channel:20000, Bandwidth:10, Modulation:QPSK, RB Number: 1, RB Position:LOW)**

| Center Frequency (MHz) | Span (MHz) | RBW (MHz) | Detect or | Frequency (MHz) | Power (dBm) | Verdict | Sweep Point |
|------------------------|------------|-----------|-----------|-----------------|-------------|---------|-------------|
| 1710                   | 20         | 0.1       | RMS       | 1710            | -26.62      | Pass    | 601         |



**8.26. LTE Band Edge(NTNV)(Subtest:26, Channel:20000, Bandwidth:10, Modulation:QPSK, RB Number: 50, RB Position:LOW)**

| Center Frequency (MHz) | Span (MHz) | RBW (MHz) | Detect or | Frequency (MHz) | Power (dBm) | Verdict | Sweep Point |
|------------------------|------------|-----------|-----------|-----------------|-------------|---------|-------------|
| 1710                   | 20         | 0.1       | RMS       | 1710            | -33         | Pass    | 601         |



**8.27. LTE Band Edge(NTNV)(Subtest:27, Channel:20000, Bandwidth:10, Modulation:Q16, RB Number: 1, RB Position:LOW)**

| Center Frequency (MHz) | Span (MHz) | RBW (MHz) | Detect or | Frequency (MHz) | Power (dBm) | Verdict | Sweep Point |
|------------------------|------------|-----------|-----------|-----------------|-------------|---------|-------------|
| 1710                   | 20         | 0.1       | RMS       | 1710            | -26.8       | Pass    | 601         |



**8.28. LTE Band Edge(NTNV)(Subtest:28, Channel:20000, Bandwidth:10, Modulation:Q16, RB Number: 50, RB Position:LOW)**

| Center Frequency (MHz) | Span (MHz) | RBW (MHz) | Detect or | Frequency (MHz) | Power (dBm) | Verdict | Sweep Point |
|------------------------|------------|-----------|-----------|-----------------|-------------|---------|-------------|
| 1710                   | 20         | 0.1       | RMS       | 1709.967        | -32.79      | Pass    | 601         |





**8.29. LTE Band Edge(NTNV)(Subtest:29, Channel:20350, Bandwidth:10, Modulation:QPSK, RB Number: 1, RB Position:HIGH)**

| Center Frequency (MHz) | Span (MHz) | RBW (MHz) | Detect or | Frequency (MHz) | Power (dBm) | Verdict | Sweep Point |
|------------------------|------------|-----------|-----------|-----------------|-------------|---------|-------------|
| 1755                   | 20         | 0.1       | RMS       | 1755            | -25.77      | Pass    | 601         |



**8.30. LTE Band Edge(NTNV)(Subtest:30, Channel:20350, Bandwidth:10, Modulation:QPSK, RB Number: 50, RB Position:HIGH)**

| Center Frequency (MHz) | Span (MHz) | RBW (MHz) | Detect or | Frequency (MHz) | Power (dBm) | Verdict | Sweep Point |
|------------------------|------------|-----------|-----------|-----------------|-------------|---------|-------------|
| 1755                   | 20         | 0.1       | RMS       | 1755.033        | -33.01      | Pass    | 601         |



**8.31. LTE Band Edge(NTNV)(Subtest:31, Channel:20350, Bandwidth:10, Modulation:Q16, RB Number: 1, RB Position:HIGH)**

| Center Frequency (MHz) | Span (MHz) | RBW (MHz) | Detect or | Frequency (MHz) | Power (dBm) | Verdict | Sweep Point |
|------------------------|------------|-----------|-----------|-----------------|-------------|---------|-------------|
| 1755                   | 20         | 0.1       | RMS       | 1755            | -25.88      | Pass    | 601         |



**8.32. LTE Band Edge(NTNV)(Subtest:32, Channel:20350, Bandwidth:10, Modulation:Q16, RB Number: 50, RB Position:HIGH)**

| Center Frequency (MHz) | Span (MHz) | RBW (MHz) | Detect or | Frequency (MHz) | Power (dBm) | Verdict | Sweep Point |
|------------------------|------------|-----------|-----------|-----------------|-------------|---------|-------------|
| 1755                   | 20         | 0.1       | RMS       | 1755            | -31.98      | Pass    | 601         |



**8.33. LTE Band Edge(NTNV)(Subtest:33, Channel:20025, Bandwidth:15, Modulation:QPSK, RB Number: 1, RB Position:LOW)**

| Center Frequency (MHz) | Span (MHz) | RBW (MHz) | Detect or | Frequency (MHz) | Power (dBm) | Verdict | Sweep Point |
|------------------------|------------|-----------|-----------|-----------------|-------------|---------|-------------|
| 1710                   | 40         | 0.15      | RMS       | 1710            | -27.28      | Pass    | 601         |



**8.34. LTE Band Edge(NTNV)(Subtest:34, Channel:20025, Bandwidth:15, Modulation:QPSK, RB Number: 75, RB Position:LOW)**

| Center Frequency (MHz) | Span (MHz) | RBW (MHz) | Detect or | Frequency (MHz) | Power (dBm) | Verdict | Sweep Point |
|------------------------|------------|-----------|-----------|-----------------|-------------|---------|-------------|
| 1710                   | 40         | 0.15      | RMS       | 1708.8          | -33.29      | Pass    | 601         |



**8.35. LTE Band Edge(NTNV)(Subtest:35, Channel:20025, Bandwidth:15, Modulation:Q16, RB Number: 1, RB Position:LOW)**

| Center Frequency (MHz) | Span (MHz) | RBW (MHz) | Detect or | Frequency (MHz) | Power (dBm) | Verdict | Sweep Point |
|------------------------|------------|-----------|-----------|-----------------|-------------|---------|-------------|
| 1710                   | 40         | 0.15      | RMS       | 1710            | -26.26      | Pass    | 601         |



**8.36. LTE Band Edge(NTNV)(Subtest:36, Channel:20025, Bandwidth:15, Modulation:Q16, RB Number: 75, RB Position:LOW)**

| Center Frequency (MHz) | Span (MHz) | RBW (MHz) | Detect or | Frequency (MHz) | Power (dBm) | Verdict | Sweep Point |
|------------------------|------------|-----------|-----------|-----------------|-------------|---------|-------------|
| 1710                   | 40         | 0.15      | RMS       | 1709.467        | -32.69      | Pass    | 601         |





**8.37. LTE Band Edge(NTNV)(Subtest:37, Channel:20325, Bandwidth:15, Modulation:QPSK, RB Number: 1, RB Position:HIGH)**

| Center Frequency (MHz) | Span (MHz) | RBW (MHz) | Detect or | Frequency (MHz) | Power (dBm) | Verdict | Sweep Point |
|------------------------|------------|-----------|-----------|-----------------|-------------|---------|-------------|
| 1755                   | 40         | 0.15      | RMS       | 1755            | -28.63      | Pass    | 601         |



**8.38. LTE Band Edge(NTNV)(Subtest:38, Channel:20325, Bandwidth:15, Modulation:QPSK, RB Number: 75, RB Position:HIGH)**

| Center Frequency (MHz) | Span (MHz) | RBW (MHz) | Detect or | Frequency (MHz) | Power (dBm) | Verdict | Sweep Point |
|------------------------|------------|-----------|-----------|-----------------|-------------|---------|-------------|
| 1755                   | 40         | 0.15      | RMS       | 1755.733        | -33.71      | Pass    | 601         |



**8.39. LTE Band Edge(NTNV)(Subtest:39, Channel:20325, Bandwidth:15, Modulation:Q16, RB Number: 1, RB Position:HIGH)**

| Center Frequency (MHz) | Span (MHz) | RBW (MHz) | Detect or | Frequency (MHz) | Power (dBm) | Verdict | Sweep Point |
|------------------------|------------|-----------|-----------|-----------------|-------------|---------|-------------|
| 1755                   | 40         | 0.15      | RMS       | 1755            | -28.04      | Pass    | 601         |



**8.40. LTE Band Edge(NTNV)(Subtest:40, Channel:20325, Bandwidth:15, Modulation:Q16, RB Number: 75, RB Position:HIGH)**

| Center Frequency (MHz) | Span (MHz) | RBW (MHz) | Detect or | Frequency (MHz) | Power (dBm) | Verdict | Sweep Point |
|------------------------|------------|-----------|-----------|-----------------|-------------|---------|-------------|
| 1755                   | 40         | 0.15      | RMS       | 1755.867        | -32.76      | Pass    | 601         |



**8.41. LTE Band Edge(NTNV)(Subtest:41, Channel:20050, Bandwidth:20, Modulation:QPSK, RB Number: 1, RB Position:LOW)**

| Center Frequency (MHz) | Span (MHz) | RBW (MHz) | Detect or | Frequency (MHz) | Power (dBm) | Verdict | Sweep Point |
|------------------------|------------|-----------|-----------|-----------------|-------------|---------|-------------|
| 1710                   | 40         | 0.2       | RMS       | 1710            | -30.17      | Pass    | 601         |



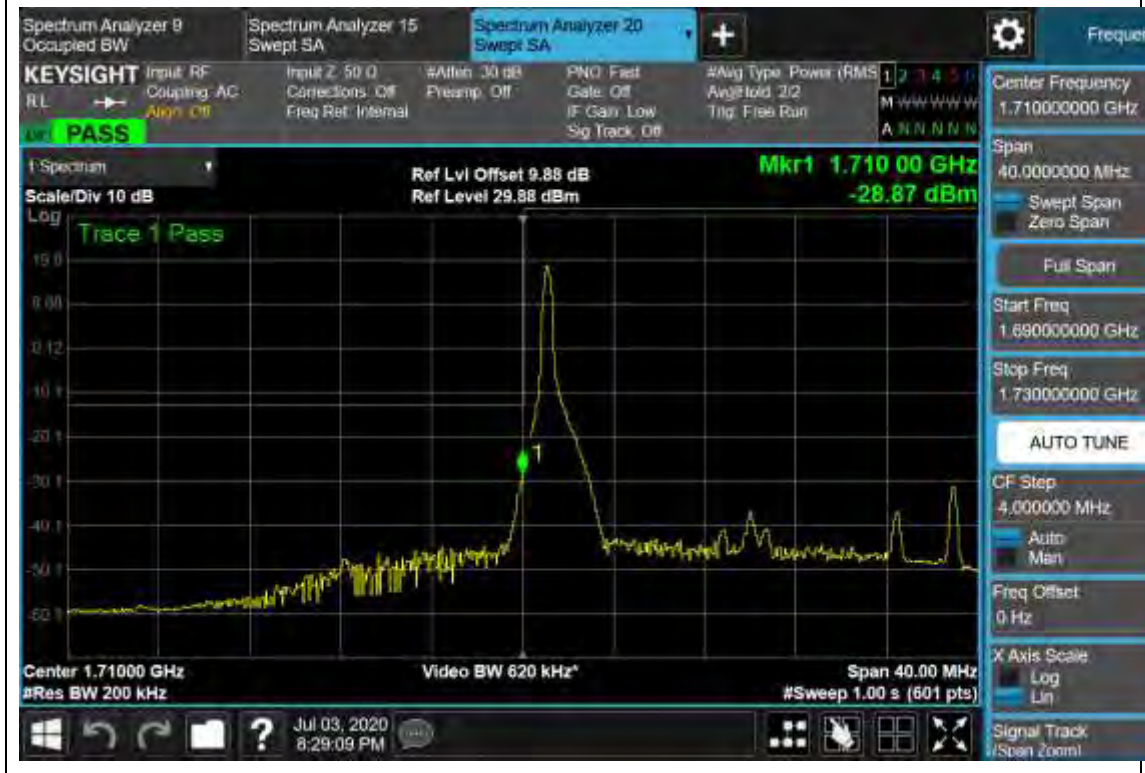
**8.42. LTE Band Edge(NTNV)(Subtest:42, Channel:20050, Bandwidth:20, Modulation:QPSK, RB Number: 100, RB Position:LOW)**

| Center Frequency (MHz) | Span (MHz) | RBW (MHz) | Detect or | Frequency (MHz) | Power (dBm) | Verdict | Sweep Point |
|------------------------|------------|-----------|-----------|-----------------|-------------|---------|-------------|
| 1710                   | 40         | 0.2       | RMS       | 1710            | -34.29      | Pass    | 601         |



**8.43. LTE Band Edge(NTNV)(Subtest:43, Channel:20050, Bandwidth:20, Modulation:Q16, RB Number: 1, RB Position:LOW)**

| Center Frequency (MHz) | Span (MHz) | RBW (MHz) | Detect or | Frequency (MHz) | Power (dBm) | Verdict | Sweep Point |
|------------------------|------------|-----------|-----------|-----------------|-------------|---------|-------------|
| 1710                   | 40         | 0.2       | RMS       | 1710            | -28.87      | Pass    | 601         |



**8.44. LTE Band Edge(NTNV)(Subtest:44, Channel:20050, Bandwidth:20, Modulation:Q16, RB Number: 100, RB Position:LOW)**

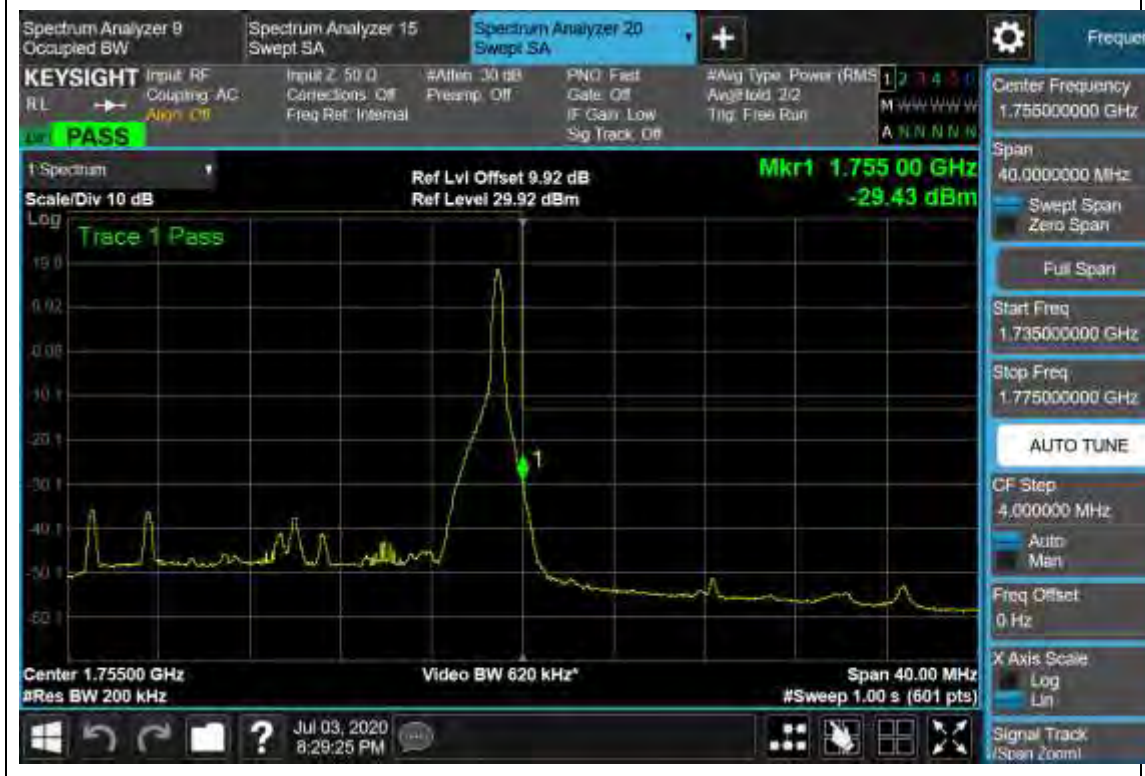
| Center Frequency (MHz) | Span (MHz) | RBW (MHz) | Detect or | Frequency (MHz) | Power (dBm) | Verdict | Sweep Point |
|------------------------|------------|-----------|-----------|-----------------|-------------|---------|-------------|
| 1710                   | 40         | 0.2       | RMS       | 1710            | -33.68      | Pass    | 601         |





**8.45. LTE Band Edge(NTNV)(Subtest:45, Channel:20300, Bandwidth:20, Modulation:QPSK, RB Number: 1, RB Position:HIGH)**

| Center Frequency (MHz) | Span (MHz) | RBW (MHz) | Detect or | Frequency (MHz) | Power (dBm) | Verdict | Sweep Point |
|------------------------|------------|-----------|-----------|-----------------|-------------|---------|-------------|
| 1755                   | 40         | 0.2       | RMS       | 1755            | -29.43      | Pass    | 601         |



**8.46. LTE Band Edge(NTNV)(Subtest:46, Channel:20300, Bandwidth:20, Modulation:QPSK, RB Number: 100, RB Position:HIGH)**

| Center Frequency (MHz) | Span (MHz) | RBW (MHz) | Detect or | Frequency (MHz) | Power (dBm) | Verdict | Sweep Point |
|------------------------|------------|-----------|-----------|-----------------|-------------|---------|-------------|
| 1755                   | 40         | 0.2       | RMS       | 1755            | -36.22      | Pass    | 601         |



**8.47. LTE Band Edge(NTNV)(Subtest:47, Channel:20300, Bandwidth:20, Modulation:Q16, RB Number: 1, RB Position:HIGH)**

| Center Frequency (MHz) | Span (MHz) | RBW (MHz) | Detect or | Frequency (MHz) | Power (dBm) | Verdict | Sweep Point |
|------------------------|------------|-----------|-----------|-----------------|-------------|---------|-------------|
| 1755                   | 40         | 0.2       | RMS       | 1755            | -29.19      | Pass    | 601         |



**8.48. LTE Band Edge(NTNV)(Subtest:48, Channel:20300, Bandwidth:20, Modulation:Q16, RB Number: 100, RB Position:HIGH)**

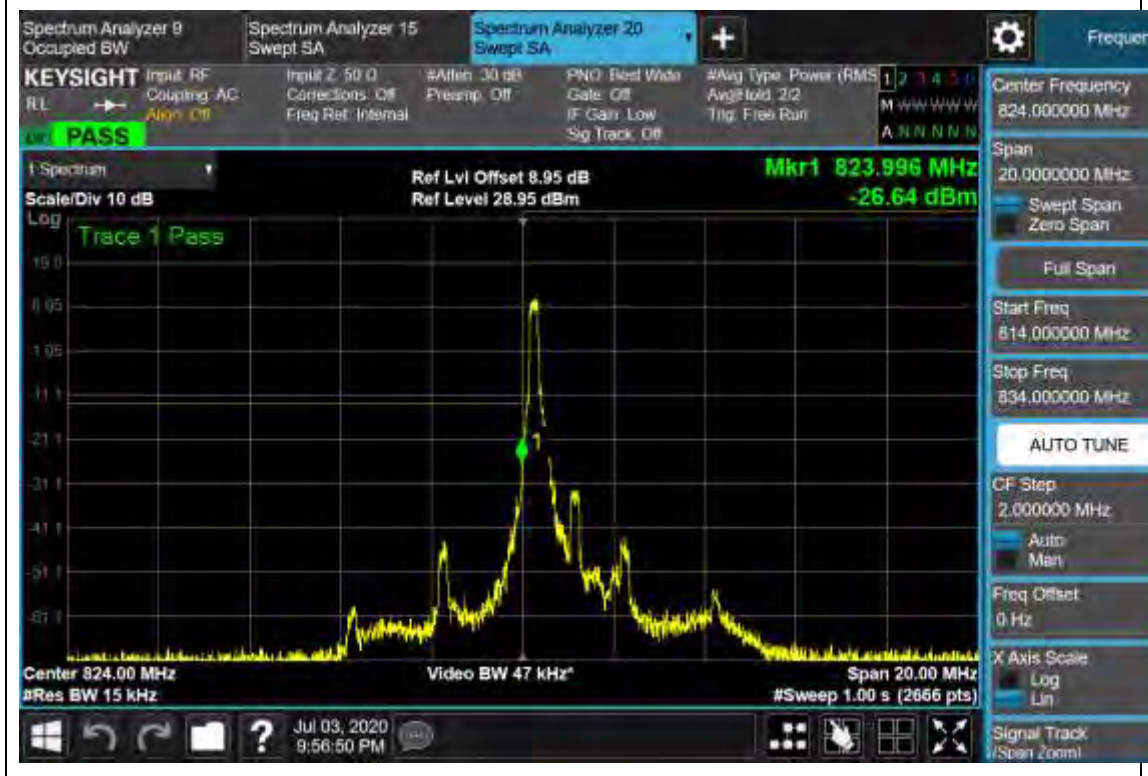
| Center Frequency (MHz) | Span (MHz) | RBW (MHz) | Detect or | Frequency (MHz) | Power (dBm) | Verdict | Sweep Point |
|------------------------|------------|-----------|-----------|-----------------|-------------|---------|-------------|
| 1755                   | 40         | 0.2       | RMS       | 1755            | -34.85      | Pass    | 601         |



## 9. LTE\_Band5

### 9.1. LTE Band Edge(NTNV)(Subtest:1, Channel:20407, Bandwidth:1.4, Modulation:QPSK, RB Number: 1, RB Position:LOW)

| Center Frequency (MHz) | Span (MHz) | RBW (MHz) | Detect or | Frequency (MHz) | Power (dBm) | Verdict | Sweep Point |
|------------------------|------------|-----------|-----------|-----------------|-------------|---------|-------------|
| 824                    | 20         | 0.015     | RMS       | 823.996         | -26.64      | Pass    | 2666        |



**9.2. LTE Band Edge(NTNV)(Subtest:2, Channel:20407, Bandwidth:1.4, Modulation:QPSK, RB Number: 6, RB Position:LOW)**

| Center Frequency (MHz) | Span (MHz) | RBW (MHz) | Detect or | Frequency (MHz) | Power (dBm) | Verdict | Sweep Point |
|------------------------|------------|-----------|-----------|-----------------|-------------|---------|-------------|
| 824                    | 20         | 0.015     | RMS       | 823.981         | -35.46      | Pass    | 2666        |



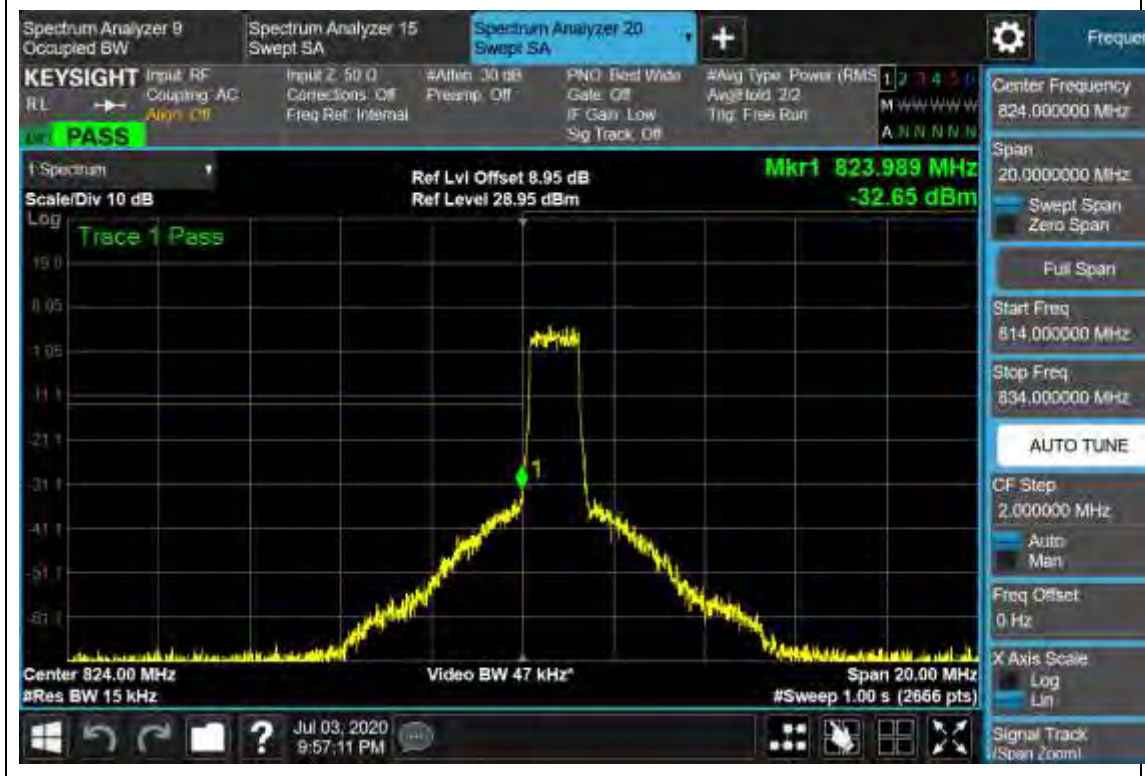
**9.3. LTE Band Edge(NTNV)(Subtest:3, Channel:20407, Bandwidth:1.4, Modulation:Q16, RB Number: 1, RB Position:LOW)**

| Center Frequency (MHz) | Span (MHz) | RBW (MHz) | Detect or | Frequency (MHz) | Power (dBm) | Verdict | Sweep Point |
|------------------------|------------|-----------|-----------|-----------------|-------------|---------|-------------|
| 824                    | 20         | 0.015     | RMS       | 823.996         | -27.8       | Pass    | 2666        |



**9.4. LTE Band Edge(NTNV)(Subtest:4, Channel:20407, Bandwidth:1.4, Modulation:Q16, RB Number: 6, RB Position:LOW)**

| Center Frequency (MHz) | Span (MHz) | RBW (MHz) | Detect or | Frequency (MHz) | Power (dBm) | Verdict | Sweep Point |
|------------------------|------------|-----------|-----------|-----------------|-------------|---------|-------------|
| 824                    | 20         | 0.015     | RMS       | 823.989         | -32.65      | Pass    | 2666        |





**9.5. LTE Band Edge(NTNV)(Subtest:5, Channel:20643, Bandwidth:1.4, Modulation:QPSK, RB Number: 1, RB Position:HIGH)**

| Center Frequency (MHz) | Span (MHz) | RBW (MHz) | Detect or | Frequency (MHz) | Power (dBm) | Verdict | Sweep Point |
|------------------------|------------|-----------|-----------|-----------------|-------------|---------|-------------|
| 849                    | 20         | 0.015     | RMS       | 849.019         | -28.04      | Pass    | 2666        |



**9.6. LTE Band Edge(NTNV)(Subtest:6, Channel:20643, Bandwidth:1.4, Modulation:QPSK, RB Number: 6, RB Position:HIGH)**

| Center Frequency (MHz) | Span (MHz) | RBW (MHz) | Detect or | Frequency (MHz) | Power (dBm) | Verdict | Sweep Point |
|------------------------|------------|-----------|-----------|-----------------|-------------|---------|-------------|
| 849                    | 20         | 0.015     | RMS       | 849.019         | -35.31      | Pass    | 2666        |



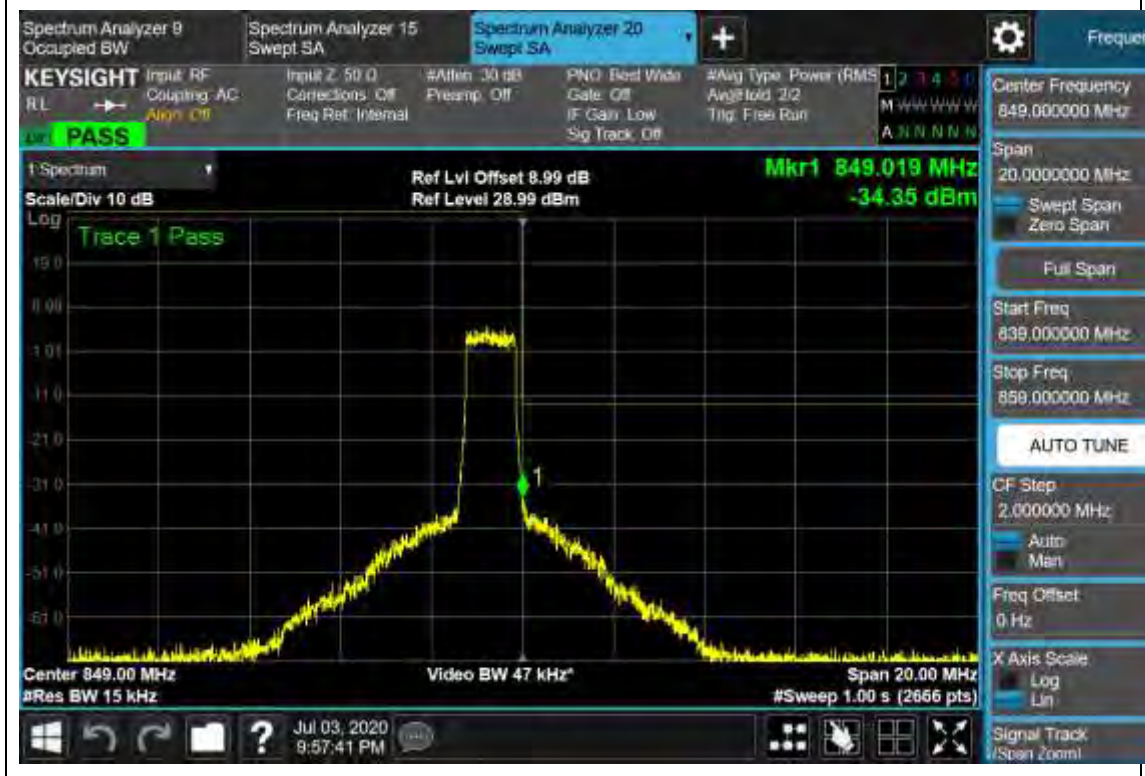
**9.7. LTE Band Edge(NTNV)(Subtest:7, Channel:20643, Bandwidth:1.4, Modulation:Q16, RB Number: 1, RB Position:HIGH)**

| Center Frequency (MHz) | Span (MHz) | RBW (MHz) | Detect or | Frequency (MHz) | Power (dBm) | Verdict | Sweep Point |
|------------------------|------------|-----------|-----------|-----------------|-------------|---------|-------------|
| 849                    | 20         | 0.015     | RMS       | 849.004         | -28.44      | Pass    | 2666        |



**9.8. LTE Band Edge(NTNV)(Subtest:8, Channel:20643, Bandwidth:1.4, Modulation:Q16, RB Number: 6, RB Position:HIGH)**

| Center Frequency (MHz) | Span (MHz) | RBW (MHz) | Detect or | Frequency (MHz) | Power (dBm) | Verdict | Sweep Point |
|------------------------|------------|-----------|-----------|-----------------|-------------|---------|-------------|
| 849                    | 20         | 0.015     | RMS       | 849.019         | -34.35      | Pass    | 2666        |



**9.9. LTE Band Edge(NTNV)(Subtest:9, Channel:20415, Bandwidth:3, Modulation:QPSK, RB Number: 1, RB Position:LOW)**

| Center Frequency (MHz) | Span (MHz) | RBW (MHz) | Detect or | Frequency (MHz) | Power (dBm) | Verdict | Sweep Point |
|------------------------|------------|-----------|-----------|-----------------|-------------|---------|-------------|
| 824                    | 20         | 0.03      | RMS       | 824             | -24.44      | Pass    | 1333        |



**9.10. LTE Band Edge(NTNV)(Subtest:10, Channel:20415, Bandwidth:3, Modulation:QPSK, RB Number: 15, RB Position:LOW)**

| Center Frequency (MHz) | Span (MHz) | RBW (MHz) | Detect or | Frequency (MHz) | Power (dBm) | Verdict | Sweep Point |
|------------------------|------------|-----------|-----------|-----------------|-------------|---------|-------------|
| 824                    | 20         | 0.03      | RMS       | 824             | -34.88      | Pass    | 1333        |



**9.11. LTE Band Edge(NTNV)(Subtest:11, Channel:20415, Bandwidth:3, Modulation:Q16, RB Number: 1, RB Position:LOW)**

| Center Frequency (MHz) | Span (MHz) | RBW (MHz) | Detect or | Frequency (MHz) | Power (dBm) | Verdict | Sweep Point |
|------------------------|------------|-----------|-----------|-----------------|-------------|---------|-------------|
| 824                    | 20         | 0.03      | RMS       | 824             | -24.92      | Pass    | 1333        |



**9.12. LTE Band Edge(NTNV)(Subtest:12, Channel:20415, Bandwidth:3, Modulation:Q16, RB Number: 15, RB Position:LOW)**

| Center Frequency (MHz) | Span (MHz) | RBW (MHz) | Detect or | Frequency (MHz) | Power (dBm) | Verdict | Sweep Point |
|------------------------|------------|-----------|-----------|-----------------|-------------|---------|-------------|
| 824                    | 20         | 0.03      | RMS       | 824             | -33.53      | Pass    | 1333        |





**9.13. LTE Band Edge(NTNV)(Subtest:13, Channel:20635, Bandwidth:3, Modulation:QPSK, RB Number: 1, RB Position:HIGH)**

| Center Frequency (MHz) | Span (MHz) | RBW (MHz) | Detect or | Frequency (MHz) | Power (dBm) | Verdict | Sweep Point |
|------------------------|------------|-----------|-----------|-----------------|-------------|---------|-------------|
| 849                    | 20         | 0.03      | RMS       | 849             | -26.27      | Pass    | 1333        |



**9.14. LTE Band Edge(NTNV)(Subtest:14, Channel:20635, Bandwidth:3, Modulation:QPSK, RB Number: 15, RB Position:HIGH)**

| Center Frequency (MHz) | Span (MHz) | RBW (MHz) | Detect or | Frequency (MHz) | Power (dBm) | Verdict | Sweep Point |
|------------------------|------------|-----------|-----------|-----------------|-------------|---------|-------------|
| 849                    | 20         | 0.03      | RMS       | 849.015         | -38.5       | Pass    | 1333        |



**9.15. LTE Band Edge(NTNV)(Subtest:15, Channel:20635, Bandwidth:3, Modulation:Q16, RB Number: 1, RB Position:HIGH)**

| Center Frequency (MHz) | Span (MHz) | RBW (MHz) | Detect or | Frequency (MHz) | Power (dBm) | Verdict | Sweep Point |
|------------------------|------------|-----------|-----------|-----------------|-------------|---------|-------------|
| 849                    | 20         | 0.03      | RMS       | 849             | -25.23      | Pass    | 1333        |



**9.16. LTE Band Edge(NTNV)(Subtest:16, Channel:20635, Bandwidth:3, Modulation:Q16, RB Number: 15, RB Position:HIGH)**

| Center Frequency (MHz) | Span (MHz) | RBW (MHz) | Detect or | Frequency (MHz) | Power (dBm) | Verdict | Sweep Point |
|------------------------|------------|-----------|-----------|-----------------|-------------|---------|-------------|
| 849                    | 20         | 0.03      | RMS       | 849             | -37.09      | Pass    | 1333        |



**9.17. LTE Band Edge(NTNV)(Subtest:17, Channel:20425, Bandwidth:5, Modulation:QPSK, RB Number: 1, RB Position:LOW)**

| Center Frequency (MHz) | Span (MHz) | RBW (MHz) | Detect or | Frequency (MHz) | Power (dBm) | Verdict | Sweep Point |
|------------------------|------------|-----------|-----------|-----------------|-------------|---------|-------------|
| 824                    | 20         | 0.051     | RMS       | 823.987         | -24.38      | Pass    | 784         |



**9.18. LTE Band Edge(NTNV)(Subtest:18, Channel:20425, Bandwidth:5, Modulation:QPSK, RB Number: 25, RB Position:LOW)**

| Center Frequency (MHz) | Span (MHz) | RBW (MHz) | Detect or | Frequency (MHz) | Power (dBm) | Verdict | Sweep Point |
|------------------------|------------|-----------|-----------|-----------------|-------------|---------|-------------|
| 824                    | 20         | 0.051     | RMS       | 823.987         | -36.26      | Pass    | 784         |



**9.19. LTE Band Edge(NTNV)(Subtest:19, Channel:20425, Bandwidth:5, Modulation:Q16, RB Number: 1, RB Position:LOW)**

| Center Frequency (MHz) | Span (MHz) | RBW (MHz) | Detect or | Frequency (MHz) | Power (dBm) | Verdict | Sweep Point |
|------------------------|------------|-----------|-----------|-----------------|-------------|---------|-------------|
| 824                    | 20         | 0.051     | RMS       | 823.987         | -24.24      | Pass    | 784         |



**9.20. LTE Band Edge(NTNV)(Subtest:20, Channel:20425, Bandwidth:5, Modulation:Q16, RB Number: 25, RB Position:LOW)**

| Center Frequency (MHz) | Span (MHz) | RBW (MHz) | Detect or | Frequency (MHz) | Power (dBm) | Verdict | Sweep Point |
|------------------------|------------|-----------|-----------|-----------------|-------------|---------|-------------|
| 824                    | 20         | 0.051     | RMS       | 823.987         | -34.9       | Pass    | 784         |





**9.21. LTE Band Edge(NTNV)(Subtest:21, Channel:20625, Bandwidth:5, Modulation:QPSK, RB Number: 1, RB Position:HIGH)**

| Center Frequency (MHz) | Span (MHz) | RBW (MHz) | Detect or | Frequency (MHz) | Power (dBm) | Verdict | Sweep Point |
|------------------------|------------|-----------|-----------|-----------------|-------------|---------|-------------|
| 849                    | 20         | 0.051     | RMS       | 849.038         | -25.92      | Pass    | 784         |



**9.22. LTE Band Edge(NTNV)(Subtest:22, Channel:20625, Bandwidth:5, Modulation:QPSK, RB Number: 25, RB Position:HIGH)**

| Center Frequency (MHz) | Span (MHz) | RBW (MHz) | Detect or | Frequency (MHz) | Power (dBm) | Verdict | Sweep Point |
|------------------------|------------|-----------|-----------|-----------------|-------------|---------|-------------|
| 849                    | 20         | 0.051     | RMS       | 849.013         | -37.16      | Pass    | 784         |



**9.23. LTE Band Edge(NTNV)(Subtest:23, Channel:20625, Bandwidth:5, Modulation:Q16, RB Number: 1, RB Position:HIGH)**

| Center Frequency (MHz) | Span (MHz) | RBW (MHz) | Detect or | Frequency (MHz) | Power (dBm) | Verdict | Sweep Point |
|------------------------|------------|-----------|-----------|-----------------|-------------|---------|-------------|
| 849                    | 20         | 0.051     | RMS       | 849.013         | -24.21      | Pass    | 784         |



**9.24. LTE Band Edge(NTNV)(Subtest:24, Channel:20625, Bandwidth:5, Modulation:Q16, RB Number: 25, RB Position:HIGH)**

| Center Frequency (MHz) | Span (MHz) | RBW (MHz) | Detect or | Frequency (MHz) | Power (dBm) | Verdict | Sweep Point |
|------------------------|------------|-----------|-----------|-----------------|-------------|---------|-------------|
| 849                    | 20         | 0.051     | RMS       | 849.013         | -36.31      | Pass    | 784         |



**9.25. LTE Band Edge(NTNV)(Subtest:25, Channel:20450, Bandwidth:10, Modulation:QPSK, RB Number: 1, RB Position:LOW)**

| Center Frequency (MHz) | Span (MHz) | RBW (MHz) | Detect or | Frequency (MHz) | Power (dBm) | Verdict | Sweep Point |
|------------------------|------------|-----------|-----------|-----------------|-------------|---------|-------------|
| 824                    | 20         | 0.1       | RMS       | 824             | -27.36      | Pass    | 601         |



**9.26. LTE Band Edge(NTNV)(Subtest:26, Channel:20450, Bandwidth:10, Modulation:QPSK, RB Number: 50, RB Position:LOW)**

| Center Frequency (MHz) | Span (MHz) | RBW (MHz) | Detect or | Frequency (MHz) | Power (dBm) | Verdict | Sweep Point |
|------------------------|------------|-----------|-----------|-----------------|-------------|---------|-------------|
| 824                    | 20         | 0.1       | RMS       | 823.967         | -37.01      | Pass    | 601         |



**9.27. LTE Band Edge(NTNV)(Subtest:27, Channel:20450, Bandwidth:10, Modulation:Q16, RB Number: 1, RB Position:LOW)**

| Center Frequency (MHz) | Span (MHz) | RBW (MHz) | Detect or | Frequency (MHz) | Power (dBm) | Verdict | Sweep Point |
|------------------------|------------|-----------|-----------|-----------------|-------------|---------|-------------|
| 824                    | 20         | 0.1       | RMS       | 824             | -26.46      | Pass    | 601         |



**9.28. LTE Band Edge(NTNV)(Subtest:28, Channel:20450, Bandwidth:10, Modulation:Q16, RB Number: 50, RB Position:LOW)**

| Center Frequency (MHz) | Span (MHz) | RBW (MHz) | Detect or | Frequency (MHz) | Power (dBm) | Verdict | Sweep Point |
|------------------------|------------|-----------|-----------|-----------------|-------------|---------|-------------|
| 824                    | 20         | 0.1       | RMS       | 823.967         | -36.7       | Pass    | 601         |





**9.29. LTE Band Edge(NTNV)(Subtest:29, Channel:20600, Bandwidth:10, Modulation:QPSK, RB Number: 1, RB Position:HIGH)**

| Center Frequency (MHz) | Span (MHz) | RBW (MHz) | Detect or | Frequency (MHz) | Power (dBm) | Verdict | Sweep Point |
|------------------------|------------|-----------|-----------|-----------------|-------------|---------|-------------|
| 849                    | 20         | 0.1       | RMS       | 849             | -25.93      | Pass    | 601         |



**9.30. LTE Band Edge(NTNV)(Subtest:30, Channel:20600, Bandwidth:10, Modulation:QPSK, RB Number: 50, RB Position:HIGH)**

| Center Frequency (MHz) | Span (MHz) | RBW (MHz) | Detect or | Frequency (MHz) | Power (dBm) | Verdict | Sweep Point |
|------------------------|------------|-----------|-----------|-----------------|-------------|---------|-------------|
| 849                    | 20         | 0.1       | RMS       | 849             | -40.28      | Pass    | 601         |



**9.31. LTE Band Edge(NTNV)(Subtest:31, Channel:20600, Bandwidth:10, Modulation:Q16, RB Number: 1, RB Position:HIGH)**

| Center Frequency (MHz) | Span (MHz) | RBW (MHz) | Detect or | Frequency (MHz) | Power (dBm) | Verdict | Sweep Point |
|------------------------|------------|-----------|-----------|-----------------|-------------|---------|-------------|
| 849                    | 20         | 0.1       | RMS       | 849             | -25.76      | Pass    | 601         |



**9.32. LTE Band Edge(NTNV)(Subtest:32, Channel:20600, Bandwidth:10, Modulation:Q16, RB Number: 50, RB Position:HIGH)**

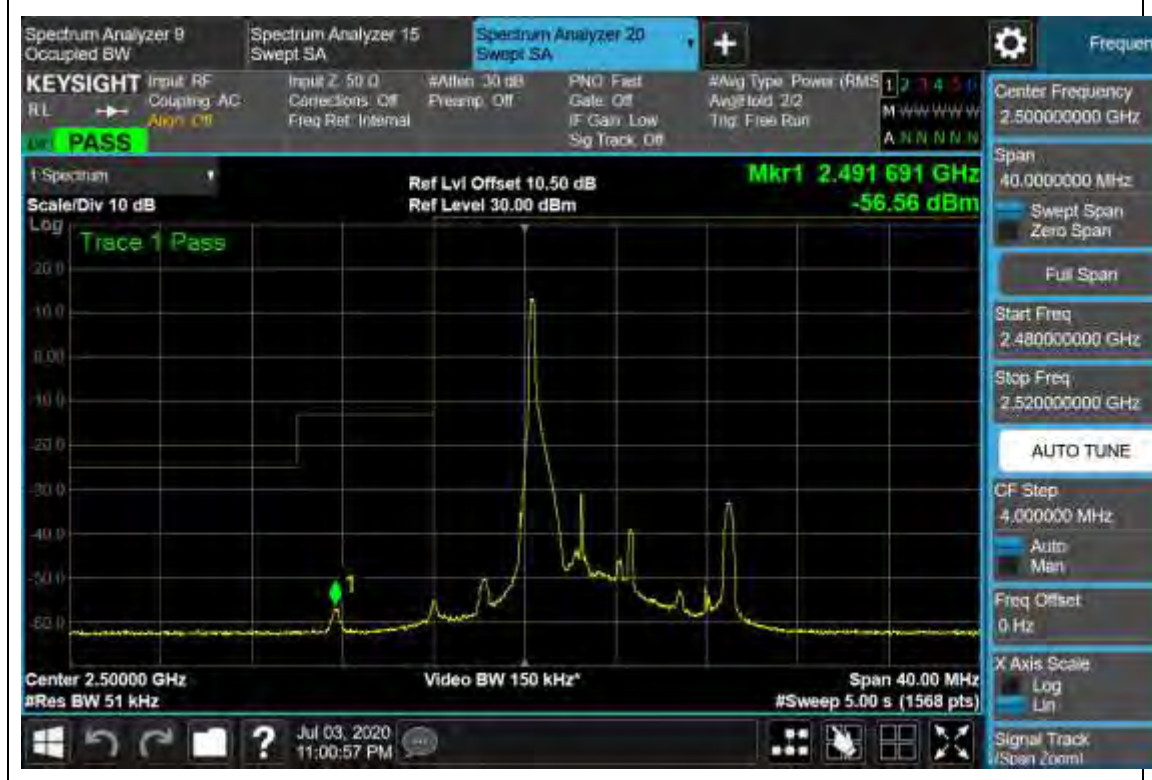
| Center Frequency (MHz) | Span (MHz) | RBW (MHz) | Detect or | Frequency (MHz) | Power (dBm) | Verdict | Sweep Point |
|------------------------|------------|-----------|-----------|-----------------|-------------|---------|-------------|
| 849                    | 20         | 0.1       | RMS       | 849             | -38.67      | Pass    | 601         |



## 10. LTE\_Band7

### 10.1. LTE Band Edge(NTNV)(Subtest:1, Channel:20775, Bandwidth:5, Modulation:QPSK, RB Number: 1, RB Position:LOW)

| Center Frequency (MHz) | Span (MHz) | RBW (MHz) | Detect or | Frequency (MHz) | Power (dBm) | Verdict | Sweep Point |
|------------------------|------------|-----------|-----------|-----------------|-------------|---------|-------------|
| 2500                   | 40         | 0.051     | RMS       | 2491.691        | -56.56      | Pass    | 1568        |



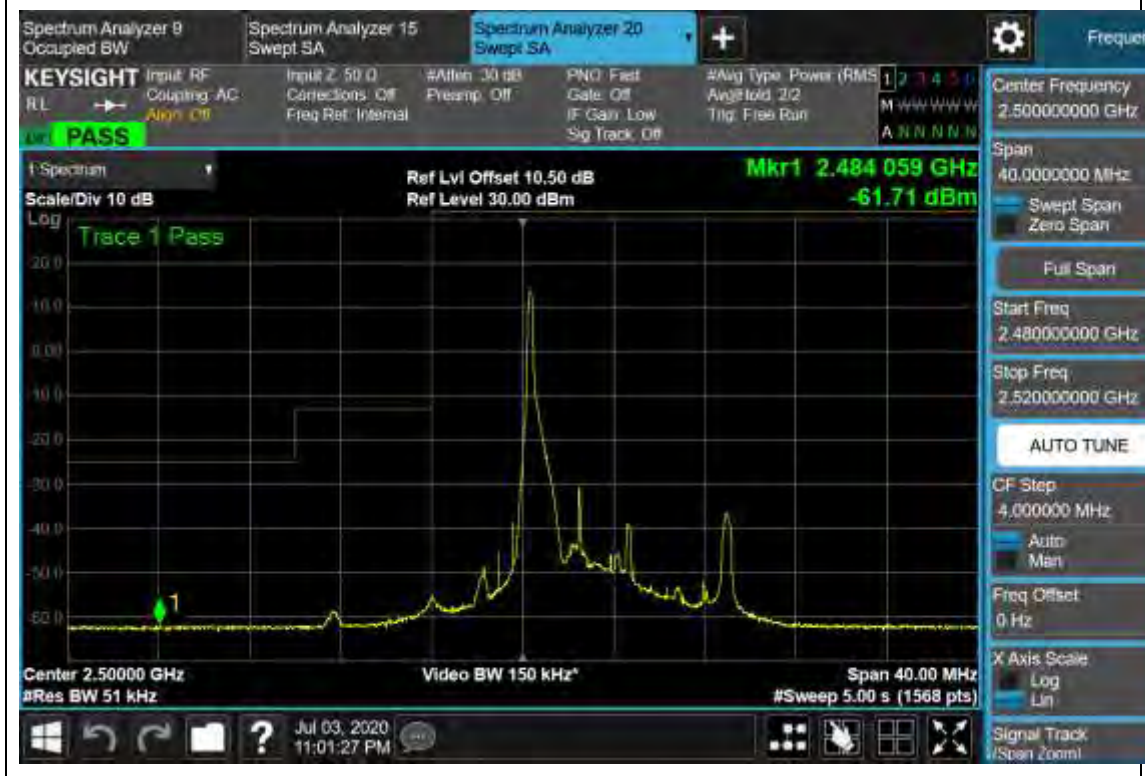
**10.2. LTE Band Edge(NTNV)(Subtest:2, Channel:20775, Bandwidth:5, Modulation:QPSK, RB Number: 25, RB Position:LOW)**

| Center Frequency (MHz) | Span (MHz) | RBW (MHz) | Detect or | Frequency (MHz) | Power (dBm) | Verdict | Sweep Point |
|------------------------|------------|-----------|-----------|-----------------|-------------|---------|-------------|
| 2500                   | 40         | 0.051     | RMS       | 2492.559        | -53.62      | Pass    | 1568        |



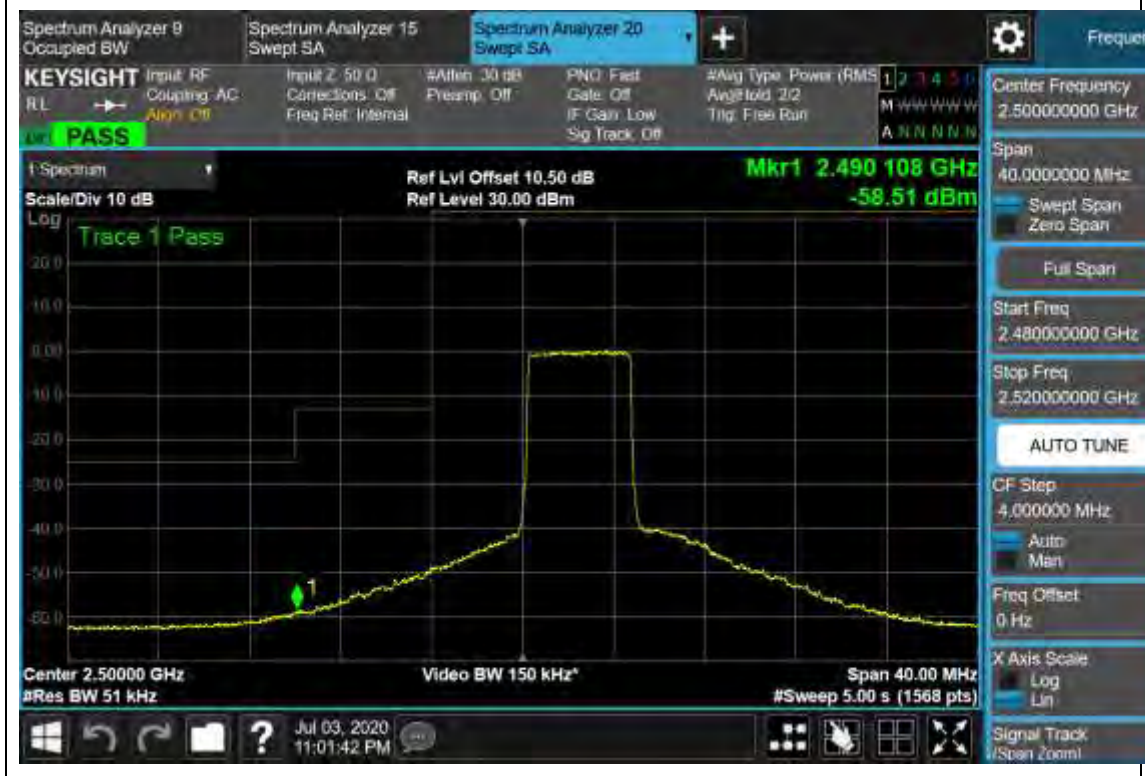
**10.3. LTE Band Edge(NTNV)(Subtest:3, Channel:20775, Bandwidth:5, Modulation:Q16, RB Number: 1, RB Position:LOW)**

| Center Frequency (MHz) | Span (MHz) | RBW (MHz) | Detect or | Frequency (MHz) | Power (dBm) | Verdict | Sweep Point |
|------------------------|------------|-----------|-----------|-----------------|-------------|---------|-------------|
| 2500                   | 40         | 0.051     | RMS       | 2484.059        | -61.71      | Pass    | 1568        |



**10.4. LTE Band Edge(NTNV)(Subtest:4, Channel:20775, Bandwidth:5, Modulation:Q16, RB Number: 25, RB Position:LOW)**

| Center Frequency (MHz) | Span (MHz) | RBW (MHz) | Detect or | Frequency (MHz) | Power (dBm) | Verdict | Sweep Point |
|------------------------|------------|-----------|-----------|-----------------|-------------|---------|-------------|
| 2500                   | 40         | 0.051     | RMS       | 2490.108        | -58.51      | Pass    | 1568        |





**10.5. LTE Band Edge(NTNV)(Subtest:5, Channel:21425, Bandwidth:5, Modulation:QPSK, RB Number: 1, RB Position:HIGH)**

| Center Frequency (MHz) | Span (MHz) | RBW (MHz) | Detect or | Frequency (MHz) | Power (dBm) | Verdict | Sweep Point |
|------------------------|------------|-----------|-----------|-----------------|-------------|---------|-------------|
| 2570                   | 40         | 0.051     | RMS       | 2570.013        | -26.82      | Pass    | 1568        |



**10.6. LTE Band Edge(NTNV)(Subtest:6, Channel:21425, Bandwidth:5, Modulation:QPSK, RB Number: 25, RB Position:HIGH)**

| Center Frequency (MHz) | Span (MHz) | RBW (MHz) | Detect or | Frequency (MHz) | Power (dBm) | Verdict | Sweep Point |
|------------------------|------------|-----------|-----------|-----------------|-------------|---------|-------------|
| 2570                   | 40         | 0.051     | RMS       | 2570.013        | -34.92      | Pass    | 1568        |



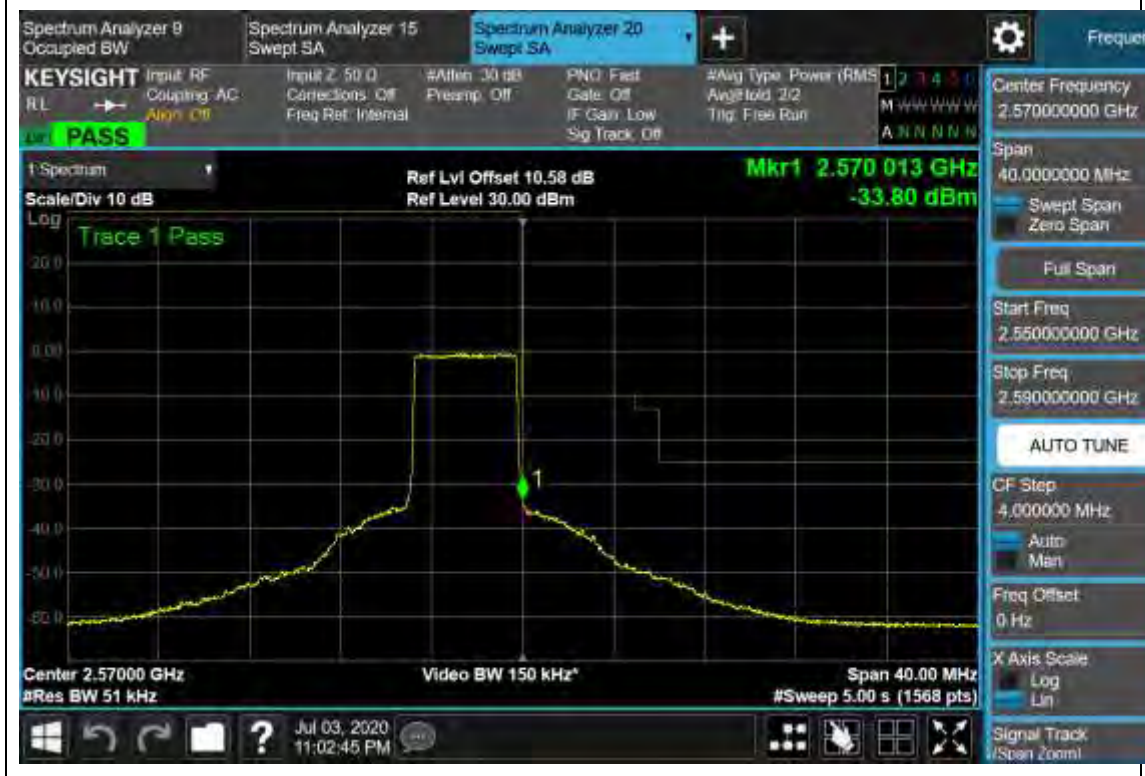
**10.7. LTE Band Edge(NTNV)(Subtest:7, Channel:21425, Bandwidth:5, Modulation:Q16, RB Number: 1, RB Position:HIGH)**

| Center Frequency (MHz) | Span (MHz) | RBW (MHz) | Detect or | Frequency (MHz) | Power (dBm) | Verdict | Sweep Point |
|------------------------|------------|-----------|-----------|-----------------|-------------|---------|-------------|
| 2570                   | 40         | 0.051     | RMS       | 2570.013        | -25.72      | Pass    | 1568        |



**10.8. LTE Band Edge(NTNV)(Subtest:8, Channel:21425, Bandwidth:5, Modulation:Q16, RB Number: 25, RB Position:HIGH)**

| Center Frequency (MHz) | Span (MHz) | RBW (MHz) | Detect or | Frequency (MHz) | Power (dBm) | Verdict | Sweep Point |
|------------------------|------------|-----------|-----------|-----------------|-------------|---------|-------------|
| 2570                   | 40         | 0.051     | RMS       | 2570.013        | -33.8       | Pass    | 1568        |



**10.9. LTE Band Edge(NTNV)(Subtest:9, Channel:20800, Bandwidth:10, Modulation:QPSK, RB Number: 1, RB Position:LOW)**

| Center Frequency (MHz) | Span (MHz) | RBW (MHz) | Detect or | Frequency (MHz) | Power (dBm) | Verdict | Sweep Point |
|------------------------|------------|-----------|-----------|-----------------|-------------|---------|-------------|
| 2500                   | 40         | 0.1       | RMS       | 2491.765        | -53.33      | Pass    | 800         |



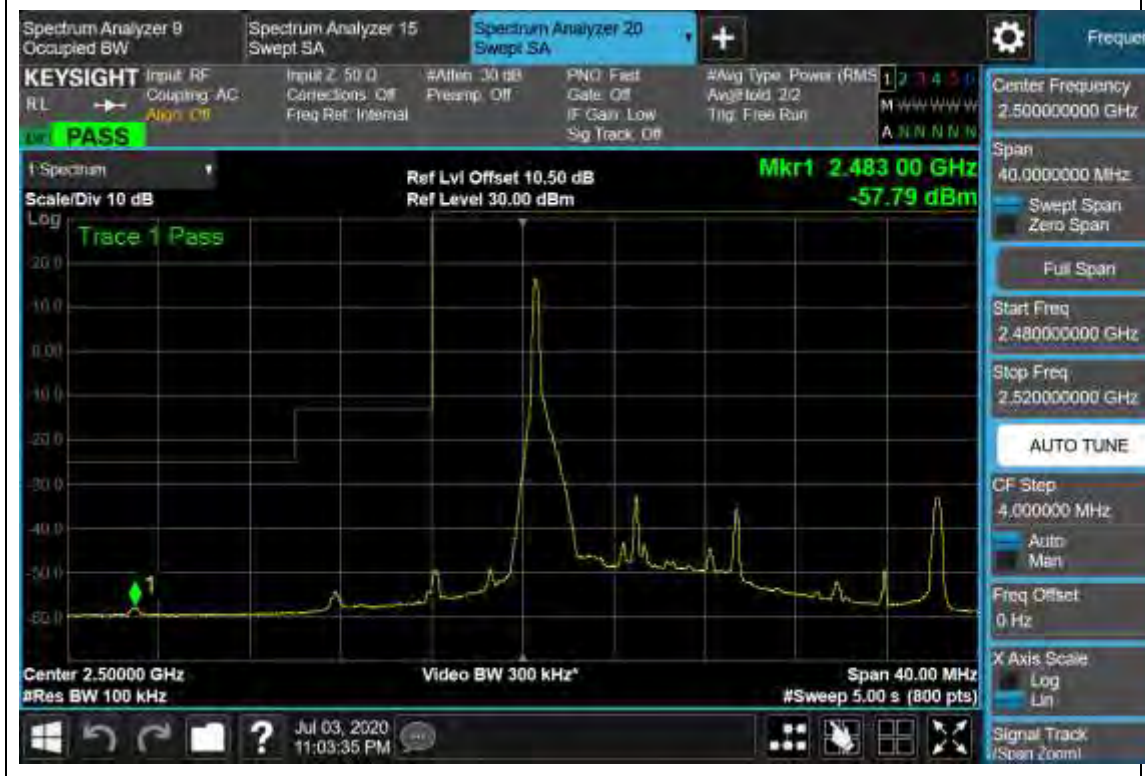
**10.10. LTE Band Edge(NTNV)(Subtest:10, Channel:20800, Bandwidth:10, Modulation:QPSK, RB Number: 50, RB Position:LOW)**

| Center Frequency (MHz) | Span (MHz) | RBW (MHz) | Detect or | Frequency (MHz) | Power (dBm) | Verdict | Sweep Point |
|------------------------|------------|-----------|-----------|-----------------|-------------|---------|-------------|
| 2500                   | 40         | 0.1       | RMS       | 2489.962        | -54.35      | Pass    | 800         |



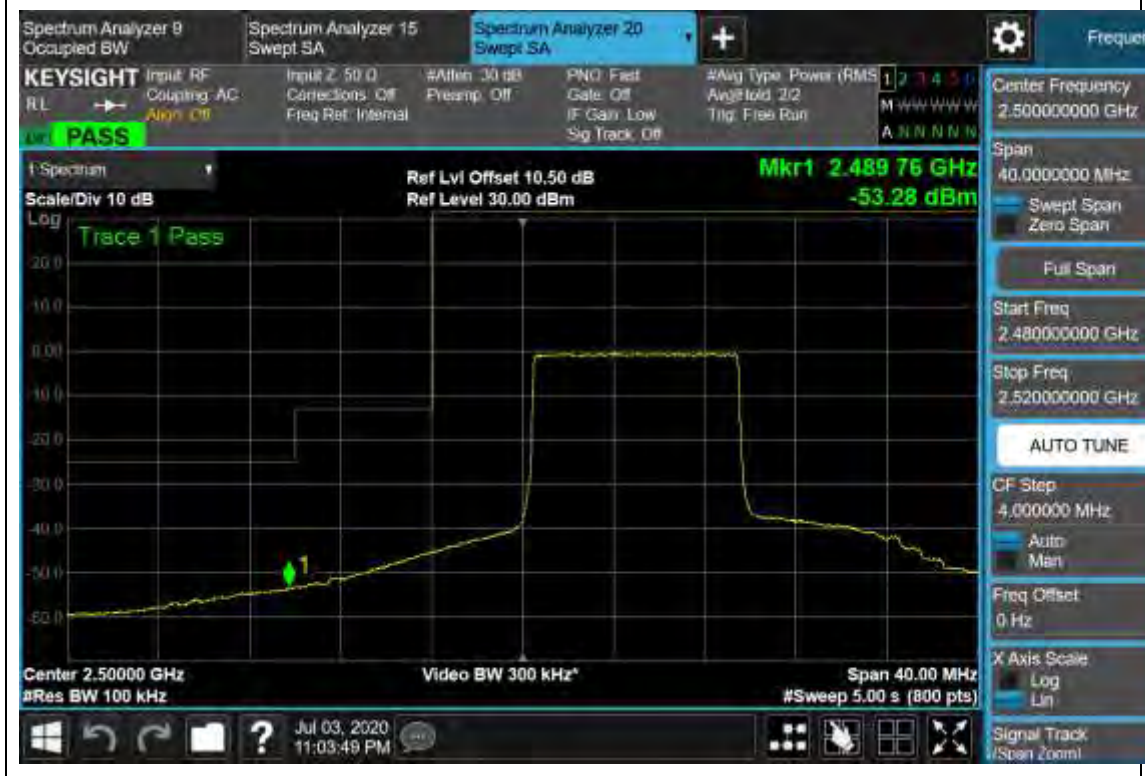
**10.11. LTE Band Edge(NTNV)(Subtest:11, Channel:20800, Bandwidth:10, Modulation:Q16, RB Number: 1, RB Position:LOW)**

| Center Frequency (MHz) | Span (MHz) | RBW (MHz) | Detect or | Frequency (MHz) | Power (dBm) | Verdict | Sweep Point |
|------------------------|------------|-----------|-----------|-----------------|-------------|---------|-------------|
| 2500                   | 40         | 0.1       | RMS       | 2483.004        | -57.79      | Pass    | 800         |



**10.12. LTE Band Edge(NTNV)(Subtest:12, Channel:20800, Bandwidth:10, Modulation:Q16, RB Number: 50, RB Position:LOW)**

| Center Frequency (MHz) | Span (MHz) | RBW (MHz) | Detect or | Frequency (MHz) | Power (dBm) | Verdict | Sweep Point |
|------------------------|------------|-----------|-----------|-----------------|-------------|---------|-------------|
| 2500                   | 40         | 0.1       | RMS       | 2489.762        | -53.28      | Pass    | 800         |





**10.13. LTE Band Edge(NTNV)(Subtest:13, Channel:21400, Bandwidth:10, Modulation:QPSK, RB Number: 1, RB Position:HIGH)**

| Center Frequency (MHz) | Span (MHz) | RBW (MHz) | Detect or | Frequency (MHz) | Power (dBm) | Verdict | Sweep Point |
|------------------------|------------|-----------|-----------|-----------------|-------------|---------|-------------|
| 2570                   | 40         | 0.1       | RMS       | 2570.025        | -28.95      | Pass    | 800         |



**10.14. LTE Band Edge(NTNV)(Subtest:14, Channel:21400, Bandwidth:10, Modulation:QPSK, RB Number: 50, RB Position:HIGH)**

| Center Frequency (MHz) | Span (MHz) | RBW (MHz) | Detect or | Frequency (MHz) | Power (dBm) | Verdict | Sweep Point |
|------------------------|------------|-----------|-----------|-----------------|-------------|---------|-------------|
| 2570                   | 40         | 0.1       | RMS       | 2570.025        | -36.62      | Pass    | 800         |



**10.15. LTE Band Edge(NTNV)(Subtest:15, Channel:21400, Bandwidth:10, Modulation:Q16, RB Number: 1, RB Position:HIGH)**

| Center Frequency (MHz) | Span (MHz) | RBW (MHz) | Detect or | Frequency (MHz) | Power (dBm) | Verdict | Sweep Point |
|------------------------|------------|-----------|-----------|-----------------|-------------|---------|-------------|
| 2570                   | 40         | 0.1       | RMS       | 2570.025        | -28.78      | Pass    | 800         |



**10.16. LTE Band Edge(NTNV)(Subtest:16, Channel:21400, Bandwidth:10, Modulation:Q16, RB Number: 50, RB Position:HIGH)**

| Center Frequency (MHz) | Span (MHz) | RBW (MHz) | Detect or | Frequency (MHz) | Power (dBm) | Verdict | Sweep Point |
|------------------------|------------|-----------|-----------|-----------------|-------------|---------|-------------|
| 2570                   | 40         | 0.1       | RMS       | 2580.088        | -49.96      | Pass    | 800         |



**10.17. LTE Band Edge(NTNV)(Subtest:17, Channel:20825, Bandwidth:15, Modulation:QPSK, RB Number: 1, RB Position:LOW)**

| Center Frequency (MHz) | Span (MHz) | RBW (MHz) | Detect or | Frequency (MHz) | Power (dBm) | Verdict | Sweep Point |
|------------------------|------------|-----------|-----------|-----------------|-------------|---------|-------------|
| 2500                   | 50         | 0.15      | RMS       | 2487.481        | -53.11      | Pass    | 666         |



**10.18. LTE Band Edge(NTNV)(Subtest:18, Channel:20825, Bandwidth:15, Modulation:QPSK, RB Number: 75, RB Position:LOW)**

| Center Frequency (MHz) | Span (MHz) | RBW (MHz) | Detect or | Frequency (MHz) | Power (dBm) | Verdict | Sweep Point |
|------------------------|------------|-----------|-----------|-----------------|-------------|---------|-------------|
| 2500                   | 50         | 0.15      | RMS       | 2490.113        | -48.87      | Pass    | 666         |



**10.19. LTE Band Edge(NTNV)(Subtest:19, Channel:20825, Bandwidth:15, Modulation:Q16, RB Number: 1, RB Position:LOW)**

| Center Frequency (MHz) | Span (MHz) | RBW (MHz) | Detect or | Frequency (MHz) | Power (dBm) | Verdict | Sweep Point |
|------------------------|------------|-----------|-----------|-----------------|-------------|---------|-------------|
| 2500                   | 50         | 0.15      | RMS       | 2487.481        | -53.89      | Pass    | 666         |



**10.20. LTE Band Edge(NTNV)(Subtest:20, Channel:20825, Bandwidth:15, Modulation:Q16, RB Number: 75, RB Position:LOW)**

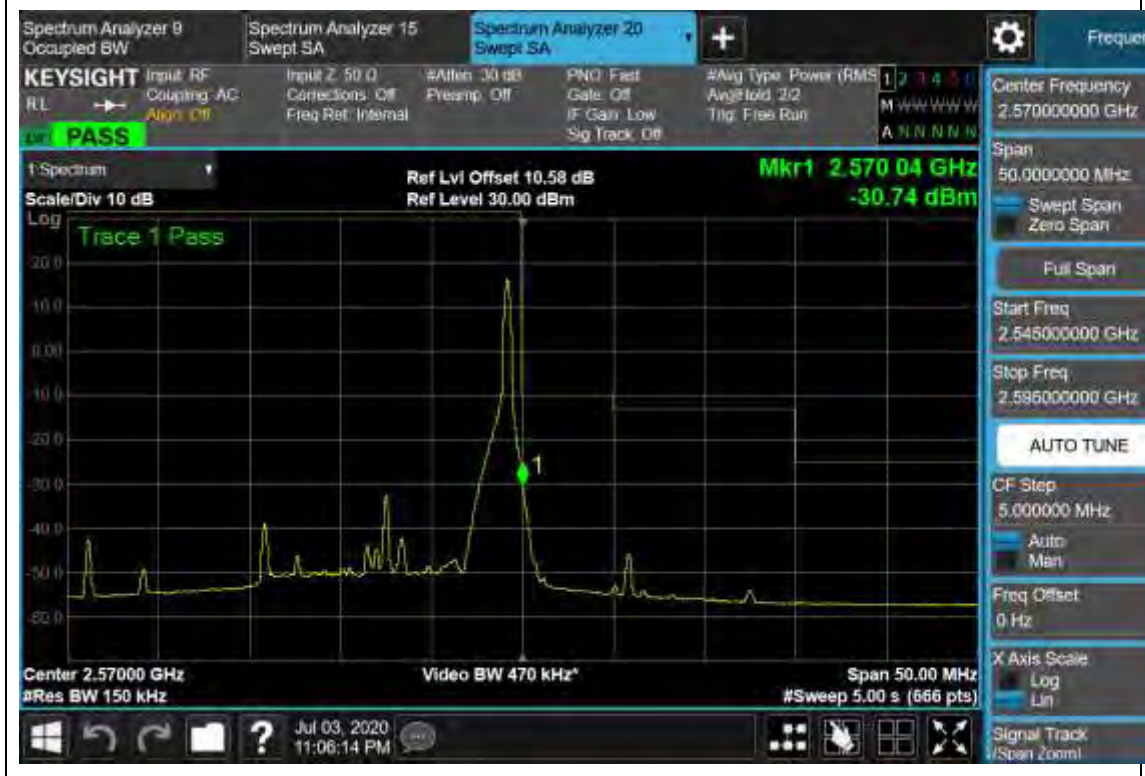
| Center Frequency (MHz) | Span (MHz) | RBW (MHz) | Detect or | Frequency (MHz) | Power (dBm) | Verdict | Sweep Point |
|------------------------|------------|-----------|-----------|-----------------|-------------|---------|-------------|
| 2500                   | 50         | 0.15      | RMS       | 2490.038        | -48.54      | Pass    | 666         |





**10.21. LTE Band Edge(NTNV)(Subtest:21, Channel:21375, Bandwidth:15, Modulation:QPSK, RB Number: 1, RB Position:HIGH)**

| Center Frequency (MHz) | Span (MHz) | RBW (MHz) | Detect or | Frequency (MHz) | Power (dBm) | Verdict | Sweep Point |
|------------------------|------------|-----------|-----------|-----------------|-------------|---------|-------------|
| 2570                   | 50         | 0.15      | RMS       | 2570.038        | -30.74      | Pass    | 666         |



**10.22. LTE Band Edge(NTNV)(Subtest:22, Channel:21375, Bandwidth:15, Modulation:QPSK, RB Number: 75, RB Position:HIGH)**

| Center Frequency (MHz) | Span (MHz) | RBW (MHz) | Detect or | Frequency (MHz) | Power (dBm) | Verdict | Sweep Point |
|------------------------|------------|-----------|-----------|-----------------|-------------|---------|-------------|
| 2570                   | 50         | 0.15      | RMS       | 2585.376        | -50.23      | Pass    | 666         |



**10.23. LTE Band Edge(NTNV)(Subtest:23, Channel:21375, Bandwidth:15, Modulation:Q16, RB Number: 1, RB Position:HIGH)**

| Center Frequency (MHz) | Span (MHz) | RBW (MHz) | Detect or | Frequency (MHz) | Power (dBm) | Verdict | Sweep Point |
|------------------------|------------|-----------|-----------|-----------------|-------------|---------|-------------|
| 2570                   | 50         | 0.15      | RMS       | 2570.038        | -29.93      | Pass    | 666         |



**10.24. LTE Band Edge(NTNV)(Subtest:24, Channel:21375, Bandwidth:15, Modulation:Q16, RB Number: 75, RB Position:HIGH)**

| Center Frequency (MHz) | Span (MHz) | RBW (MHz) | Detect or | Frequency (MHz) | Power (dBm) | Verdict | Sweep Point |
|------------------------|------------|-----------|-----------|-----------------|-------------|---------|-------------|
| 2570                   | 50         | 0.15      | RMS       | 2585.226        | -49.32      | Pass    | 666         |



**10.25. LTE Band Edge(NTNV)(Subtest:25, Channel:20850, Bandwidth:20, Modulation:QPSK, RB Number: 1, RB Position:LOW)**

| Center Frequency (MHz) | Span (MHz) | RBW (MHz) | Detect or | Frequency (MHz) | Power (dBm) | Verdict | Sweep Point |
|------------------------|------------|-----------|-----------|-----------------|-------------|---------|-------------|
| 2500                   | 50         | 0.2       | RMS       | 2492.167        | -48.26      | Pass    | 601         |



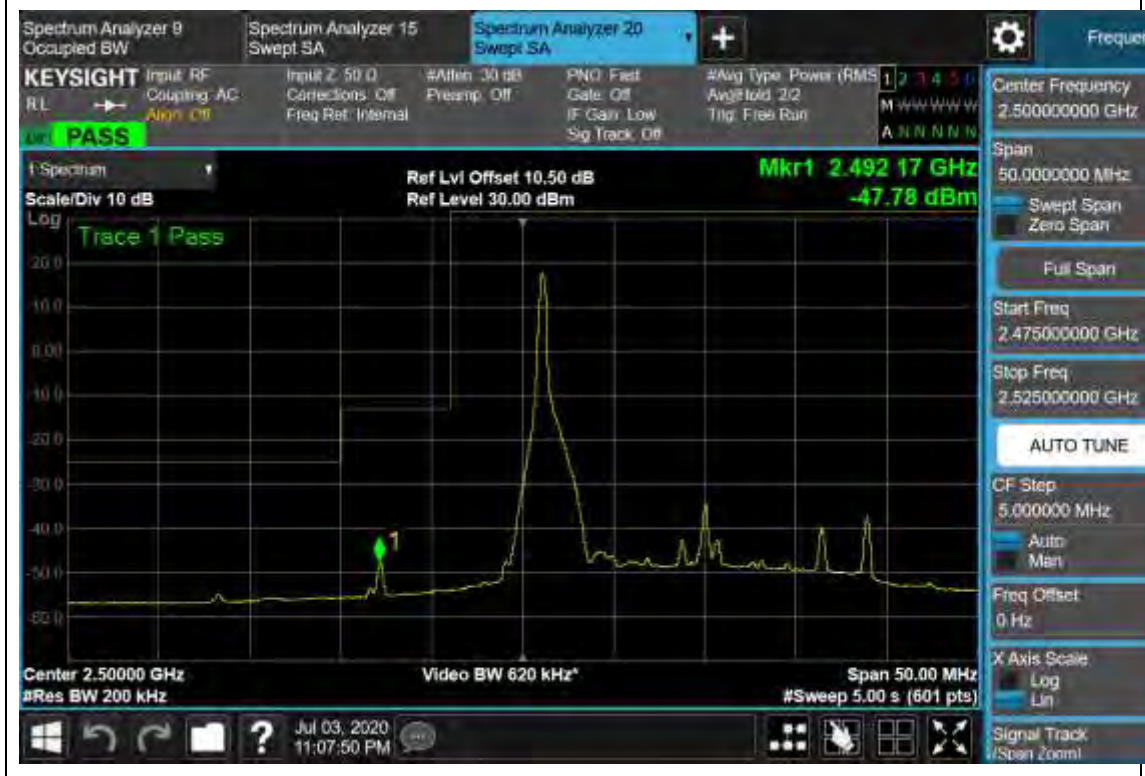
**10.26. LTE Band Edge(NTNV)(Subtest:26, Channel:20850, Bandwidth:20, Modulation:QPSK, RB Number: 100, RB Position:LOW)**

| Center Frequency (MHz) | Span (MHz) | RBW (MHz) | Detect or | Frequency (MHz) | Power (dBm) | Verdict | Sweep Point |
|------------------------|------------|-----------|-----------|-----------------|-------------|---------|-------------|
| 2500                   | 50         | 0.2       | RMS       | 2489.75         | -48.41      | Pass    | 601         |



**10.27. LTE Band Edge(NTNV)(Subtest:27, Channel:20850, Bandwidth:20, Modulation:Q16, RB Number: 1, RB Position:LOW)**

| Center Frequency (MHz) | Span (MHz) | RBW (MHz) | Detect or | Frequency (MHz) | Power (dBm) | Verdict | Sweep Point |
|------------------------|------------|-----------|-----------|-----------------|-------------|---------|-------------|
| 2500                   | 50         | 0.2       | RMS       | 2492.167        | -47.78      | Pass    | 601         |



**10.28. LTE Band Edge(NTNV)(Subtest:28, Channel:20850, Bandwidth:20, Modulation:Q16, RB Number: 100, RB Position:LOW)**

| Center Frequency (MHz) | Span (MHz) | RBW (MHz) | Detect or | Frequency (MHz) | Power (dBm) | Verdict | Sweep Point |
|------------------------|------------|-----------|-----------|-----------------|-------------|---------|-------------|
| 2500                   | 50         | 0.2       | RMS       | 2489.917        | -47.1       | Pass    | 601         |





**10.29. LTE Band Edge(NTNV)(Subtest:29, Channel:21350, Bandwidth:20, Modulation:QPSK, RB Number: 1, RB Position:HIGH)**

| Center Frequency (MHz) | Span (MHz) | RBW (MHz) | Detect or | Frequency (MHz) | Power (dBm) | Verdict | Sweep Point |
|------------------------|------------|-----------|-----------|-----------------|-------------|---------|-------------|
| 2570                   | 50         | 0.2       | RMS       | 2570            | -32.29      | Pass    | 601         |



**10.30. LTE Band Edge(NTNV)(Subtest:30, Channel:21350, Bandwidth:20, Modulation:QPSK, RB Number: 100, RB Position:HIGH)**

| Center Frequency (MHz) | Span (MHz) | RBW (MHz) | Detect or | Frequency (MHz) | Power (dBm) | Verdict | Sweep Point |
|------------------------|------------|-----------|-----------|-----------------|-------------|---------|-------------|
| 2570                   | 50         | 0.2       | RMS       | 2581.5          | -44.6       | Pass    | 601         |



**10.31. LTE Band Edge(NTNV)(Subtest:31, Channel:21350, Bandwidth:20, Modulation:Q16, RB Number: 1, RB Position:HIGH)**

| Center Frequency (MHz) | Span (MHz) | RBW (MHz) | Detect or | Frequency (MHz) | Power (dBm) | Verdict | Sweep Point |
|------------------------|------------|-----------|-----------|-----------------|-------------|---------|-------------|
| 2570                   | 50         | 0.2       | RMS       | 2570            | -31.32      | Pass    | 601         |



**10.32. LTE Band Edge(NTNV)(Subtest:32, Channel:21350, Bandwidth:20, Modulation:Q16, RB Number: 100, RB Position:HIGH)**

| Center Frequency (MHz) | Span (MHz) | RBW (MHz) | Detect or | Frequency (MHz) | Power (dBm) | Verdict | Sweep Point |
|------------------------|------------|-----------|-----------|-----------------|-------------|---------|-------------|
| 2570                   | 50         | 0.2       | RMS       | 2581.5          | -42.87      | Pass    | 601         |



## 11. LTE\_Band12

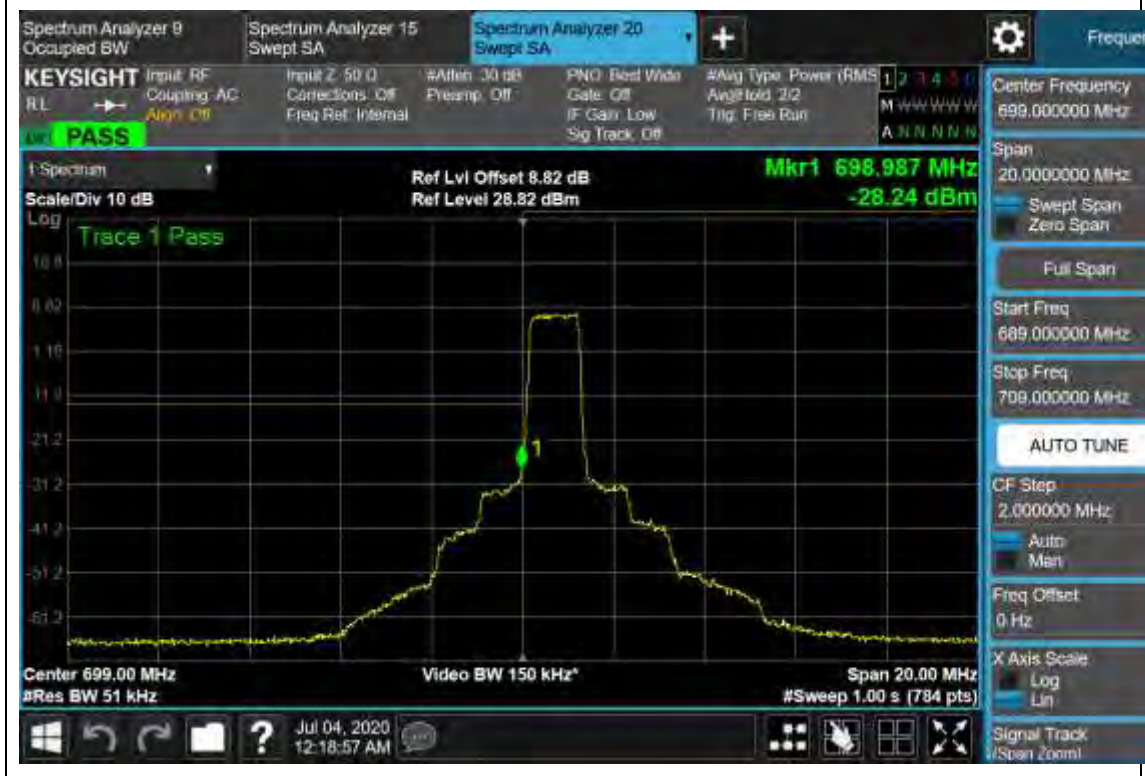
### 11.1. LTE Band Edge(NTNV)(Subtest:1, Channel:23017, Bandwidth:1.4, Modulation:QPSK, RB Number: 1, RB Position:LOW)

| Center Frequency (MHz) | Span (MHz) | RBW (MHz) | Detect or | Frequency (MHz) | Power (dBm) | Verdict | Sweep Point |
|------------------------|------------|-----------|-----------|-----------------|-------------|---------|-------------|
| 699                    | 20         | 0.051     | RMS       | 698.987         | -23.47      | Pass    | 784         |



11.2. LTE Band Edge(NTNV)(Subtest:2, Channel:23017, Bandwidth:1.4, Modulation:QPSK, RB Number: 6, RB Position:LOW)

| Center Frequency (MHz) | Span (MHz) | RBW (MHz) | Detect or | Frequency (MHz) | Power (dBm) | Verdict | Sweep Point |
|------------------------|------------|-----------|-----------|-----------------|-------------|---------|-------------|
| 699                    | 20         | 0.051     | RMS       | 698.987         | -28.24      | Pass    | 784         |



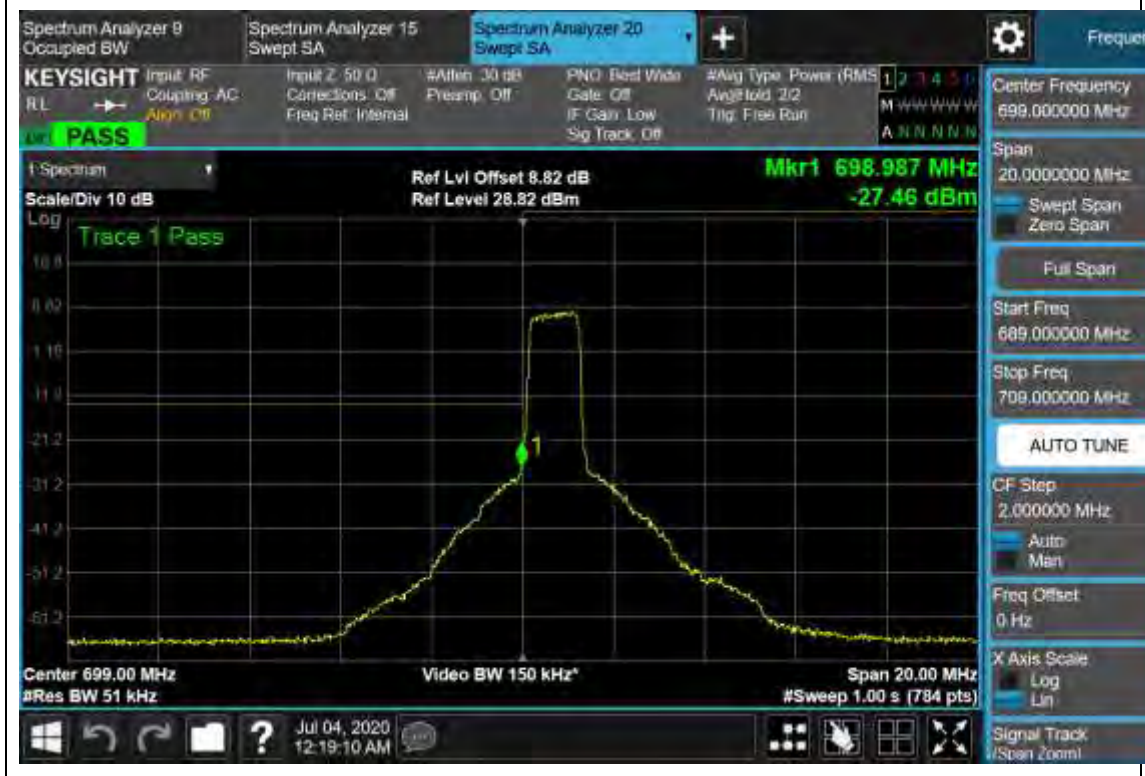
**11.3. LTE Band Edge(NTNV)(Subtest:3, Channel:23017, Bandwidth:1.4, Modulation:Q16, RB Number: 1, RB Position:LOW)**

| Center Frequency (MHz) | Span (MHz) | RBW (MHz) | Detect or | Frequency (MHz) | Power (dBm) | Verdict | Sweep Point |
|------------------------|------------|-----------|-----------|-----------------|-------------|---------|-------------|
| 699                    | 20         | 0.051     | RMS       | 698.987         | -22.64      | Pass    | 784         |



**11.4. LTE Band Edge(NTNV)(Subtest:4, Channel:23017, Bandwidth:1.4, Modulation:Q16, RB Number: 6, RB Position:LOW)**

| Center Frequency (MHz) | Span (MHz) | RBW (MHz) | Detect or | Frequency (MHz) | Power (dBm) | Verdict | Sweep Point |
|------------------------|------------|-----------|-----------|-----------------|-------------|---------|-------------|
| 699                    | 20         | 0.051     | RMS       | 698.987         | -27.46      | Pass    | 784         |





**11.5. LTE Band Edge(NTNV)(Subtest:5, Channel:23173, Bandwidth:1.4, Modulation:QPSK, RB Number: 1, RB Position:HIGH)**

| Center Frequency (MHz) | Span (MHz) | RBW (MHz) | Detect or | Frequency (MHz) | Power (dBm) | Verdict | Sweep Point |
|------------------------|------------|-----------|-----------|-----------------|-------------|---------|-------------|
| 716                    | 20         | 0.051     | RMS       | 716.013         | -23.58      | Pass    | 784         |



**11.6. LTE Band Edge(NTNV)(Subtest:6, Channel:23173, Bandwidth:1.4, Modulation:QPSK, RB Number: 6, RB Position:HIGH)**

| Center Frequency (MHz) | Span (MHz) | RBW (MHz) | Detect or | Frequency (MHz) | Power (dBm) | Verdict | Sweep Point |
|------------------------|------------|-----------|-----------|-----------------|-------------|---------|-------------|
| 716                    | 20         | 0.051     | RMS       | 716.013         | -31         | Pass    | 784         |



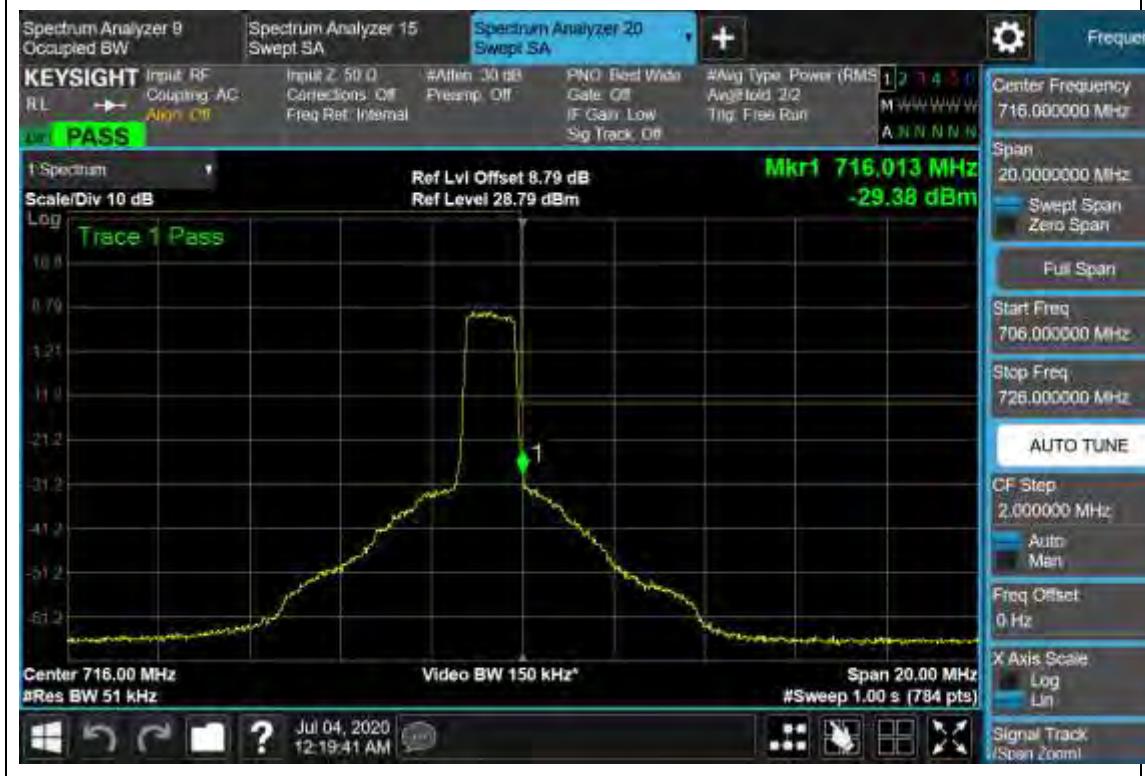
**11.7. LTE Band Edge(NTNV)(Subtest:7, Channel:23173, Bandwidth:1.4, Modulation:Q16, RB Number: 1, RB Position:HIGH)**

| Center Frequency (MHz) | Span (MHz) | RBW (MHz) | Detect or | Frequency (MHz) | Power (dBm) | Verdict | Sweep Point |
|------------------------|------------|-----------|-----------|-----------------|-------------|---------|-------------|
| 716                    | 20         | 0.051     | RMS       | 716.013         | -23.58      | Pass    | 784         |



**11.8. LTE Band Edge(NTNV)(Subtest:8, Channel:23173, Bandwidth:1.4, Modulation:Q16, RB Number: 6, RB Position:HIGH)**

| Center Frequency (MHz) | Span (MHz) | RBW (MHz) | Detect or | Frequency (MHz) | Power (dBm) | Verdict | Sweep Point |
|------------------------|------------|-----------|-----------|-----------------|-------------|---------|-------------|
| 716                    | 20         | 0.051     | RMS       | 716.013         | -29.39      | Pass    | 784         |



**11.9. LTE Band Edge(NTNV)(Subtest:9, Channel:23025, Bandwidth:3, Modulation:QPSK, RB Number: 1, RB Position:LOW)**

| Center Frequency (MHz) | Span (MHz) | RBW (MHz) | Detect or | Frequency (MHz) | Power (dBm) | Verdict | Sweep Point |
|------------------------|------------|-----------|-----------|-----------------|-------------|---------|-------------|
| 699                    | 20         | 0.03      | RMS       | 699             | -23.48      | Pass    | 1333        |



**11.10. LTE Band Edge(NTNV)(Subtest:10, Channel:23025, Bandwidth:3, Modulation:QPSK, RB Number: 15, RB Position:LOW)**

| Center Frequency (MHz) | Span (MHz) | RBW (MHz) | Detect or | Frequency (MHz) | Power (dBm) | Verdict | Sweep Point |
|------------------------|------------|-----------|-----------|-----------------|-------------|---------|-------------|
| 699                    | 20         | 0.03      | RMS       | 699             | -35.1       | Pass    | 1333        |



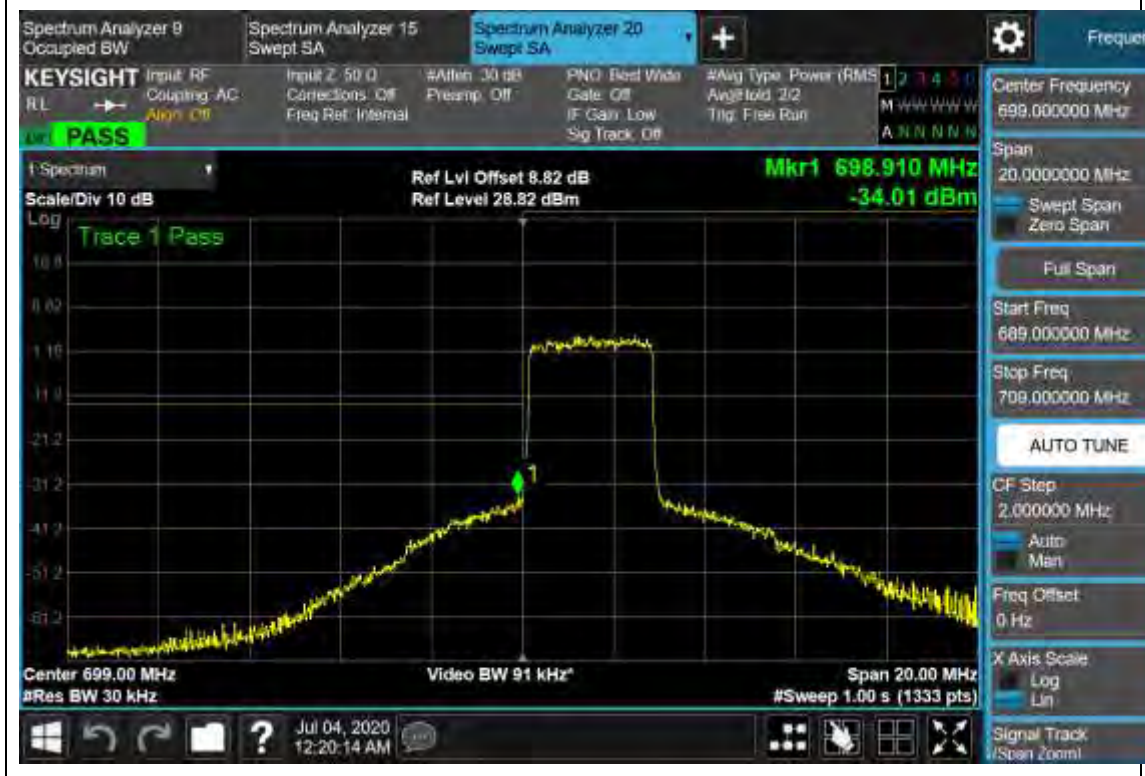
**11.11. LTE Band Edge(NTNV)(Subtest:11, Channel:23025, Bandwidth:3, Modulation:Q16, RB Number: 1, RB Position:LOW)**

| Center Frequency (MHz) | Span (MHz) | RBW (MHz) | Detect or | Frequency (MHz) | Power (dBm) | Verdict | Sweep Point |
|------------------------|------------|-----------|-----------|-----------------|-------------|---------|-------------|
| 699                    | 20         | 0.03      | RMS       | 699             | -23.66      | Pass    | 1333        |



**11.12. LTE Band Edge(NTNV)(Subtest:12, Channel:23025, Bandwidth:3, Modulation:Q16, RB Number: 15, RB Position:LOW)**

| Center Frequency (MHz) | Span (MHz) | RBW (MHz) | Detect or | Frequency (MHz) | Power (dBm) | Verdict | Sweep Point |
|------------------------|------------|-----------|-----------|-----------------|-------------|---------|-------------|
| 699                    | 20         | 0.03      | RMS       | 698.91          | -34.01      | Pass    | 1333        |





**11.13. LTE Band Edge(NTNV)(Subtest:13, Channel:23165, Bandwidth:3, Modulation:QPSK, RB Number: 1, RB Position:HIGH)**

| Center Frequency (MHz) | Span (MHz) | RBW (MHz) | Detect or | Frequency (MHz) | Power (dBm) | Verdict | Sweep Point |
|------------------------|------------|-----------|-----------|-----------------|-------------|---------|-------------|
| 716                    | 20         | 0.03      | RMS       | 716             | -24.99      | Pass    | 1333        |



**11.14. LTE Band Edge(NTNV)(Subtest:14, Channel:23165, Bandwidth:3, Modulation:QPSK, RB Number: 15, RB Position:HIGH)**

| Center Frequency (MHz) | Span (MHz) | RBW (MHz) | Detect or | Frequency (MHz) | Power (dBm) | Verdict | Sweep Point |
|------------------------|------------|-----------|-----------|-----------------|-------------|---------|-------------|
| 716                    | 20         | 0.03      | RMS       | 716             | -37.89      | Pass    | 1333        |



**11.15. LTE Band Edge(NTNV)(Subtest:15, Channel:23165, Bandwidth:3, Modulation:Q16, RB Number: 1, RB Position:HIGH)**

| Center Frequency (MHz) | Span (MHz) | RBW (MHz) | Detect or | Frequency (MHz) | Power (dBm) | Verdict | Sweep Point |
|------------------------|------------|-----------|-----------|-----------------|-------------|---------|-------------|
| 716                    | 20         | 0.03      | RMS       | 716             | -25.37      | Pass    | 1333        |



**11.16. LTE Band Edge(NTNV)(Subtest:16, Channel:23165, Bandwidth:3, Modulation:Q16, RB Number: 15, RB Position:HIGH)**

| Center Frequency (MHz) | Span (MHz) | RBW (MHz) | Detect or | Frequency (MHz) | Power (dBm) | Verdict | Sweep Point |
|------------------------|------------|-----------|-----------|-----------------|-------------|---------|-------------|
| 716                    | 20         | 0.03      | RMS       | 716             | -35.13      | Pass    | 1333        |



**11.17. LTE Band Edge(NTNV)(Subtest:17, Channel:23035, Bandwidth:5, Modulation:QPSK, RB Number: 1, RB Position:LOW)**

| Center Frequency (MHz) | Span (MHz) | RBW (MHz) | Detect or | Frequency (MHz) | Power (dBm) | Verdict | Sweep Point |
|------------------------|------------|-----------|-----------|-----------------|-------------|---------|-------------|
| 699                    | 20         | 0.051     | RMS       | 698.987         | -18.61      | Pass    | 784         |



**11.18. LTE Band Edge(NTNV)(Subtest:18, Channel:23035, Bandwidth:5, Modulation:QPSK, RB Number: 25, RB Position:LOW)**

| Center Frequency (MHz) | Span (MHz) | RBW (MHz) | Detect or | Frequency (MHz) | Power (dBm) | Verdict | Sweep Point |
|------------------------|------------|-----------|-----------|-----------------|-------------|---------|-------------|
| 699                    | 20         | 0.051     | RMS       | 698.987         | -29.31      | Pass    | 784         |



**11.19. LTE Band Edge(NTNV)(Subtest:19, Channel:23035, Bandwidth:5, Modulation:Q16, RB Number: 1, RB Position:LOW)**

| Center Frequency (MHz) | Span (MHz) | RBW (MHz) | Detect or | Frequency (MHz) | Power (dBm) | Verdict | Sweep Point |
|------------------------|------------|-----------|-----------|-----------------|-------------|---------|-------------|
| 699                    | 20         | 0.051     | RMS       | 698.987         | -17.41      | Pass    | 784         |



**11.20. LTE Band Edge(NTNV)(Subtest:20, Channel:23035, Bandwidth:5, Modulation:Q16, RB Number: 25, RB Position:LOW)**

| Center Frequency (MHz) | Span (MHz) | RBW (MHz) | Detect or | Frequency (MHz) | Power (dBm) | Verdict | Sweep Point |
|------------------------|------------|-----------|-----------|-----------------|-------------|---------|-------------|
| 699                    | 20         | 0.051     | RMS       | 698.987         | -29.48      | Pass    | 784         |





**11.21. LTE Band Edge(NTNV)(Subtest:21, Channel:23155, Bandwidth:5, Modulation:QPSK, RB Number: 1, RB Position:HIGH)**

| Center Frequency (MHz) | Span (MHz) | RBW (MHz) | Detect or | Frequency (MHz) | Power (dBm) | Verdict | Sweep Point |
|------------------------|------------|-----------|-----------|-----------------|-------------|---------|-------------|
| 716                    | 20         | 0.051     | RMS       | 716.013         | -17.39      | Pass    | 784         |



**11.22. LTE Band Edge(NTNV)(Subtest:22, Channel:23155, Bandwidth:5, Modulation:QPSK, RB Number: 25, RB Position:HIGH)**

| Center Frequency (MHz) | Span (MHz) | RBW (MHz) | Detect or | Frequency (MHz) | Power (dBm) | Verdict | Sweep Point |
|------------------------|------------|-----------|-----------|-----------------|-------------|---------|-------------|
| 716                    | 20         | 0.051     | RMS       | 716.013         | -32.08      | Pass    | 784         |



**11.23. LTE Band Edge(NTNV)(Subtest:23, Channel:23155, Bandwidth:5, Modulation:Q16, RB Number: 1, RB Position:HIGH)**

| Center Frequency (MHz) | Span (MHz) | RBW (MHz) | Detect or | Frequency (MHz) | Power (dBm) | Verdict | Sweep Point |
|------------------------|------------|-----------|-----------|-----------------|-------------|---------|-------------|
| 716                    | 20         | 0.051     | RMS       | 716.013         | -17.02      | Pass    | 784         |



**11.24. LTE Band Edge(NTNV)(Subtest:24, Channel:23155, Bandwidth:5, Modulation:Q16, RB Number: 25, RB Position:HIGH)**

| Center Frequency (MHz) | Span (MHz) | RBW (MHz) | Detect or | Frequency (MHz) | Power (dBm) | Verdict | Sweep Point |
|------------------------|------------|-----------|-----------|-----------------|-------------|---------|-------------|
| 716                    | 20         | 0.051     | RMS       | 716.013         | -30.68      | Pass    | 784         |



**11.25. LTE Band Edge(NTNV)(Subtest:25, Channel:23060, Bandwidth:10, Modulation:QPSK, RB Number: 1, RB Position:LOW)**

| Center Frequency (MHz) | Span (MHz) | RBW (MHz) | Detect or | Frequency (MHz) | Power (dBm) | Verdict | Sweep Point |
|------------------------|------------|-----------|-----------|-----------------|-------------|---------|-------------|
| 699                    | 20         | 0.1       | RMS       | 699             | -20.7       | Pass    | 601         |



**11.26. LTE Band Edge(NTNV)(Subtest:26, Channel:23060, Bandwidth:10, Modulation:QPSK, RB Number: 50, RB Position:LOW)**

| Center Frequency (MHz) | Span (MHz) | RBW (MHz) | Detect or | Frequency (MHz) | Power (dBm) | Verdict | Sweep Point |
|------------------------|------------|-----------|-----------|-----------------|-------------|---------|-------------|
| 699                    | 20         | 0.1       | RMS       | 698.967         | -33.54      | Pass    | 601         |



**11.27. LTE Band Edge(NTNV)(Subtest:27, Channel:23060, Bandwidth:10, Modulation:Q16, RB Number: 1, RB Position:LOW)**

| Center Frequency (MHz) | Span (MHz) | RBW (MHz) | Detect or | Frequency (MHz) | Power (dBm) | Verdict | Sweep Point |
|------------------------|------------|-----------|-----------|-----------------|-------------|---------|-------------|
| 699                    | 20         | 0.1       | RMS       | 699             | -20.52      | Pass    | 601         |



**11.28. LTE Band Edge(NTNV)(Subtest:28, Channel:23060, Bandwidth:10, Modulation:Q16, RB Number: 50, RB Position:LOW)**

| Center Frequency (MHz) | Span (MHz) | RBW (MHz) | Detect or | Frequency (MHz) | Power (dBm) | Verdict | Sweep Point |
|------------------------|------------|-----------|-----------|-----------------|-------------|---------|-------------|
| 699                    | 20         | 0.1       | RMS       | 699             | -32.11      | Pass    | 601         |

