

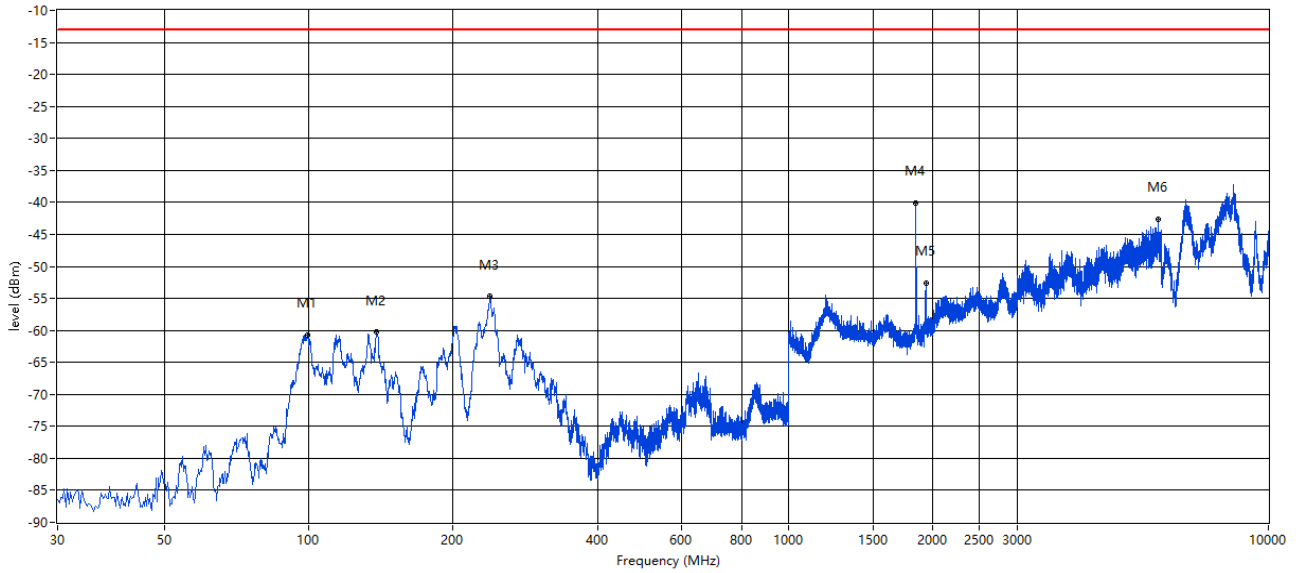
## **A.7. Field Strength of Spurious Radiation**

# 1 WCDMA Band 2

## 1.1 WCDMA Band 2 Low Channel

### RSE-H-30MHz-10GHz-WCDMA-BAND2

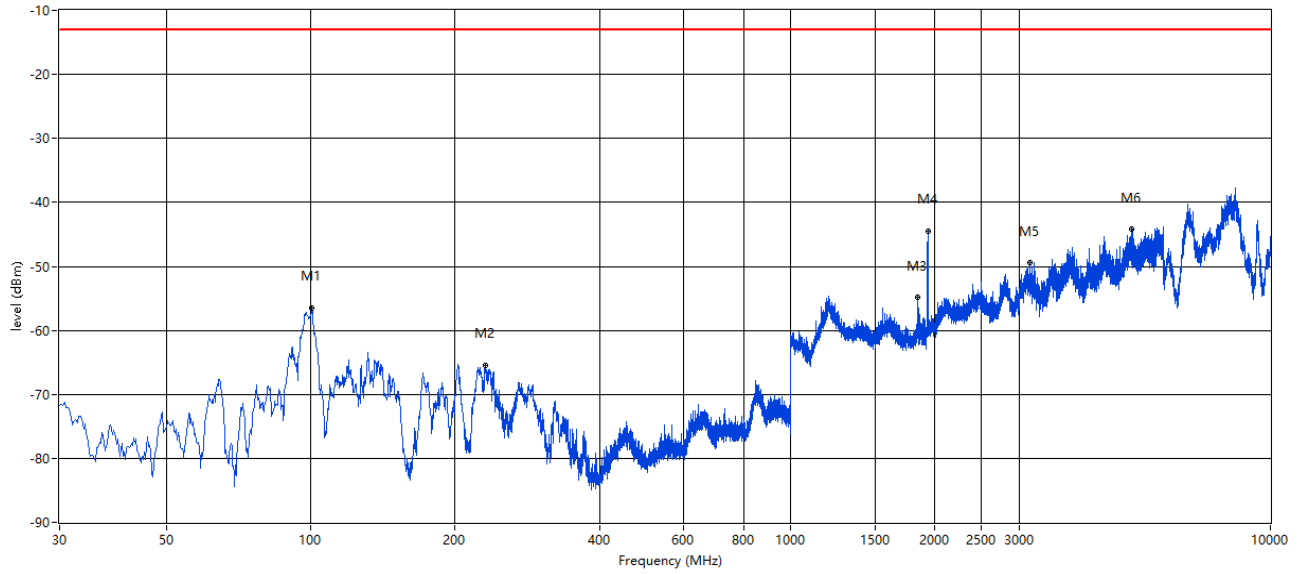
RSE Test case\_CE FCC\_FCC PART22&24&27\_FCC PART 24\_1900\_GSM 1900&WCDMA B2&CDMA BC1&LTE B2&25



Frequency (MHz)	Result (dBm)	Factor (dB)	PK Limit (dBm)	Margin (dB)	Table (o)	ANT	EUT	Verdict
99.580	-60.80	-13.42	-13.0	47.80	158.80	Horizontal	Horizontal	Pass
138.855	-60.28	-16.89	-13.0	47.28	121.80	Horizontal	Horizontal	Pass
238.983	-54.70	-4.77	-13.0	41.70	151.70	Horizontal	Horizontal	Pass
1842.789	-40.08	-0.19	-13.0	27.08	0.70	Horizontal	Horizontal	N.A
1933.767	-52.54	0.17	-13.0	39.54	331.80	Horizontal	Horizontal	N.A
5898.775	-42.62	16.73	-13.0	29.62	3.00	Horizontal	Horizontal	Pass

## RSE-V-30MHz-10GHz-WCDMA-BAND2

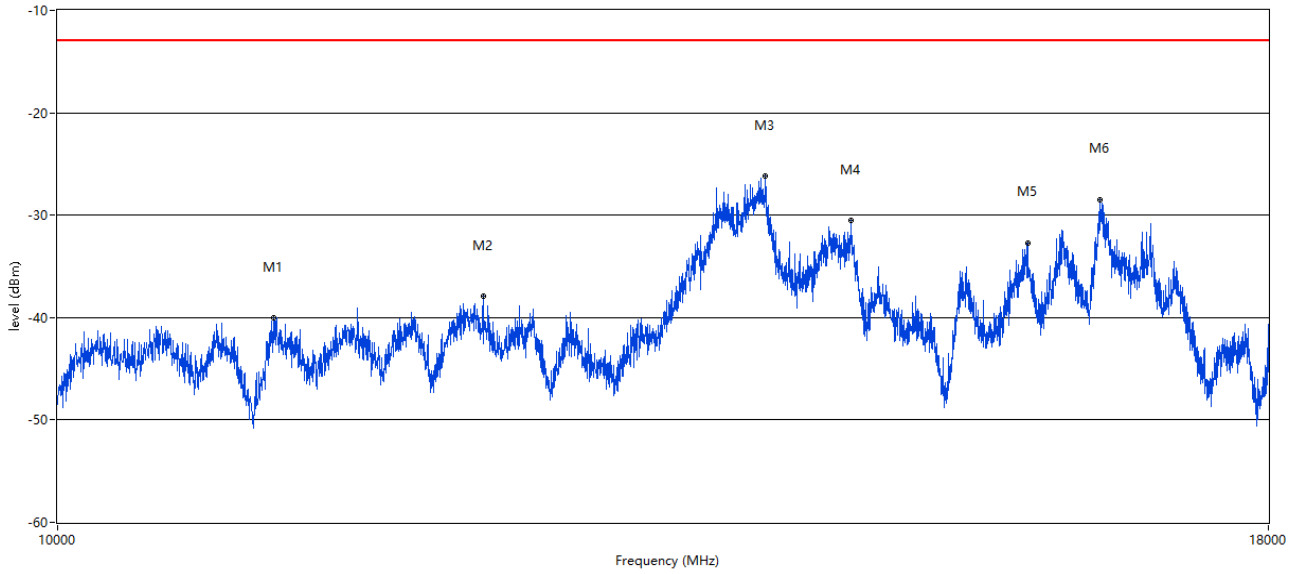
RSE Test case\_CE FCC\_FCC PART22&24&27\_FCC PART 24\_1900\_GSM 1900&WCDMA B2&CDMA BC1&LTE B2&25



Frequency (MHz)	Result (dBm)	Factor (dB)	PK Limit (dBm)	Margin (dB)	Table (o)	ANT	EUT	Verdict
100.792	-56.50	-13.45	-13.0	43.50	293.00	Vertical	Horizontal	Pass
231.710	-65.41	-7.64	-13.0	52.41	346.90	Vertical	Horizontal	Pass
1852.289	-54.89	-0.20	-13.0	41.89	56.00	Vertical	Horizontal	N.A
1933.767	-44.48	0.17	-13.0	31.48	85.40	Vertical	Horizontal	N.A
3149.963	-49.40	10.03	-13.0	36.40	26.00	Vertical	Horizontal	Pass
5137.716	-44.20	15.04	-13.0	31.20	6.00	Vertical	Horizontal	Pass

## RSE-H-10-18GHz-WCDMA-BAND2

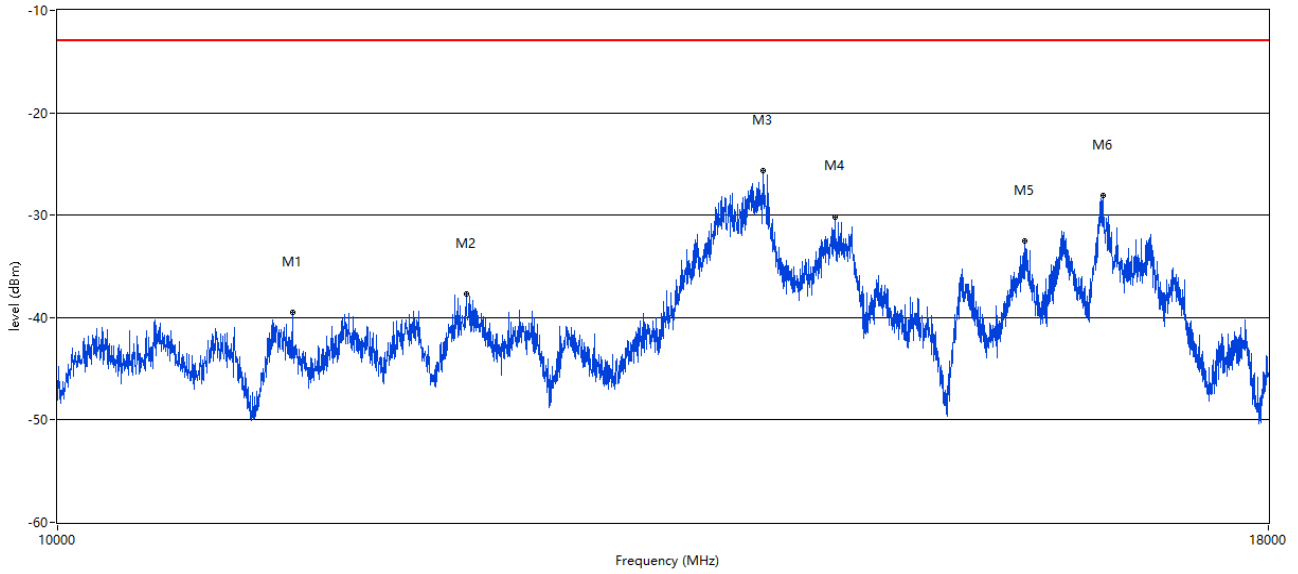
RSE Test case\_CE FCC\_FCC PART22&24&27\_FCC LTE & WCDMA 10-18G



Frequency (MHz)	Result (dBm)	Factor (dB)	PK Limit (dBm)	Margin (dB)	Table (o)	ANT	EUT	Verdict
11105.724	-39.98	19.38	-13.0	26.98	322.00	Horizontal	Horizontal	Pass
12295.426	-37.94	20.16	-13.0	24.94	355.00	Horizontal	Horizontal	Pass
14098.975	-26.17	32.76	-13.0	13.17	2.00	Horizontal	Horizontal	Pass
14696.826	-30.51	28.89	-13.0	17.51	156.00	Horizontal	Horizontal	Pass
16014.496	-32.68	24.38	-13.0	19.68	98.00	Horizontal	Horizontal	Pass
16588.353	-28.46	29.26	-13.0	15.46	249.00	Horizontal	Horizontal	Pass

## RSE-V-10-18GHz-WCDMA-BAND2

RSE Test case\_CE FCC\_FCC PART22&24&27\_FCC LTE & WCDMA 10-18G

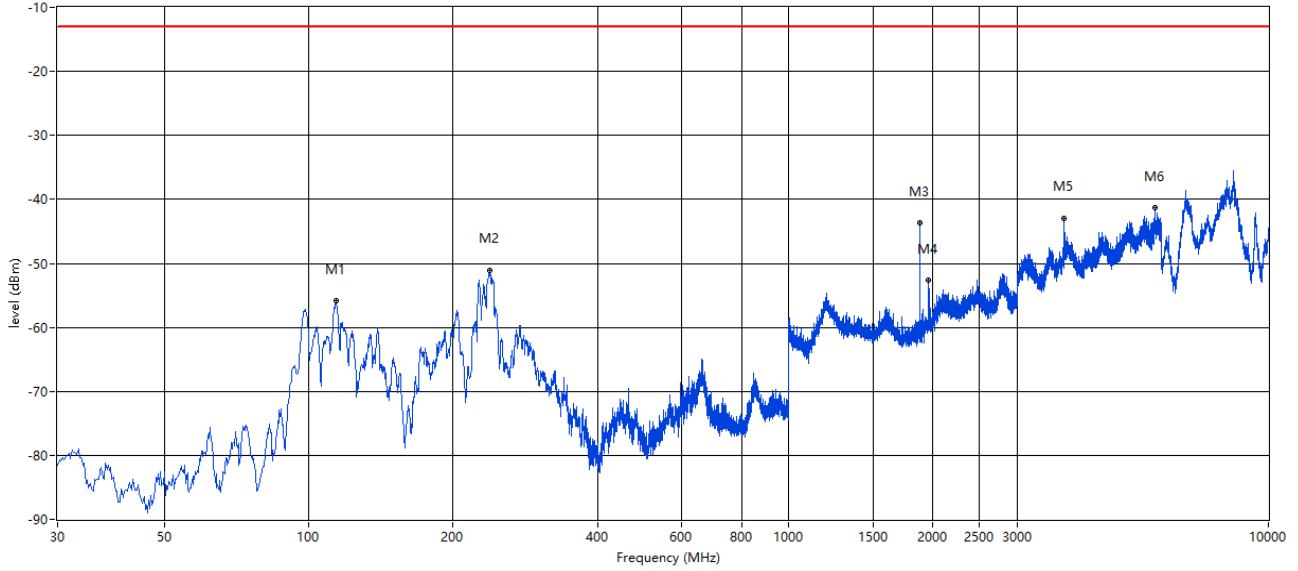


Frequency (MHz)	Result (dBm)	Factor (dB)	PK Limit (dBm)	Margin (dB)	Table (o)	ANT	EUT	Verdict
11207.698	-39.46	17.59	-13.0	26.46	223.00	Vertical	Horizontal	Pass
12193.452	-37.72	20.62	-13.0	24.72	5.00	Vertical	Horizontal	Pass
14086.978	-25.69	32.75	-13.0	12.69	4.00	Vertical	Horizontal	Pass
14582.854	-30.16	27.61	-13.0	17.16	320.00	Vertical	Horizontal	Pass
15994.501	-32.55	24.99	-13.0	19.55	61.00	Vertical	Horizontal	Pass
16612.347	-28.06	29.88	-13.0	15.06	136.00	Vertical	Horizontal	Pass

## 1.2 WCDMA Band 2 Middle Channel

### RSE-H-30MHz-10GHz-WCDMA-BAND2

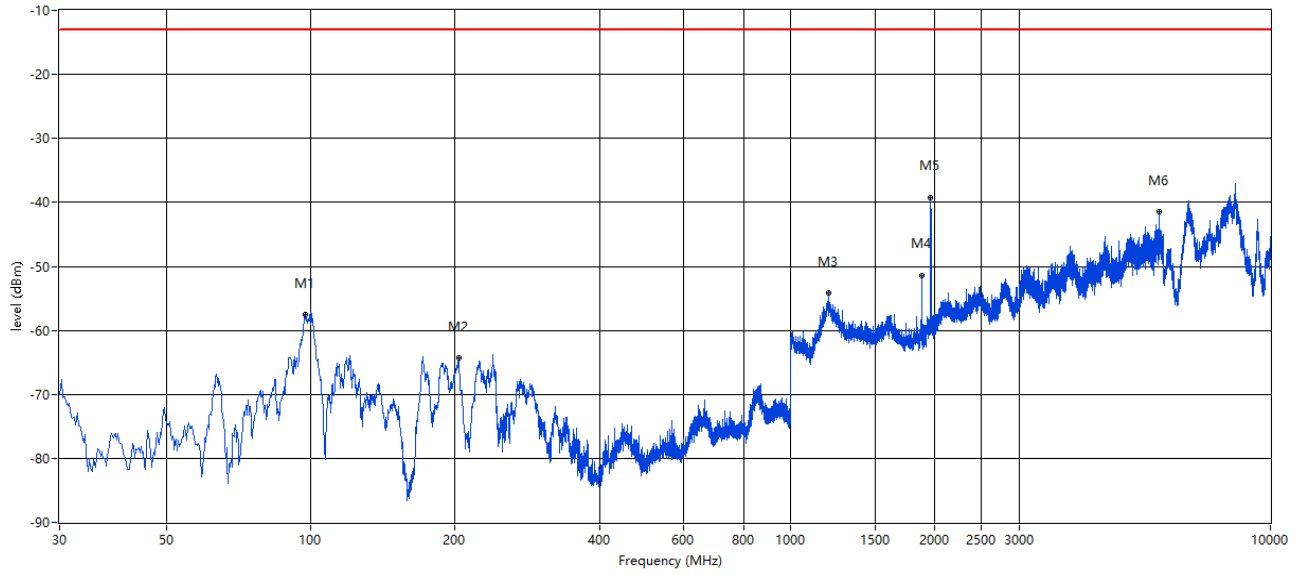
RSE Test case\_CE FCC\_FCC PART22&24&27\_FCC PART 24\_1900\_GSM 1900&WCDMA B2&CDMA BC1&LTE B2&25



Frequency (MHz)	Result (dBm)	Factor (dB)	PK Limit (dBm)	Margin (dB)	Table (o)	ANT	EUT	Verdict
114.126	-55.82	-12.49	-13.0	42.82	159.60	Horizontal	Horizontal	Pass
238.498	-51.17	-4.96	-13.0	38.17	75.60	Horizontal	Horizontal	Pass
1879.280	-43.59	-0.01	-13.0	30.59	123.90	Horizontal	Horizontal	N.A
1960.760	-52.55	0.23	-13.0	39.55	238.10	Horizontal	Horizontal	N.A
3758.060	-42.99	11.04	-13.0	29.99	295.80	Horizontal	Horizontal	Pass
5810.297	-41.25	16.88	-13.0	28.25	291.60	Horizontal	Horizontal	Pass

## RSE-V-30MHz-10GHz-WCDMA-BAND2

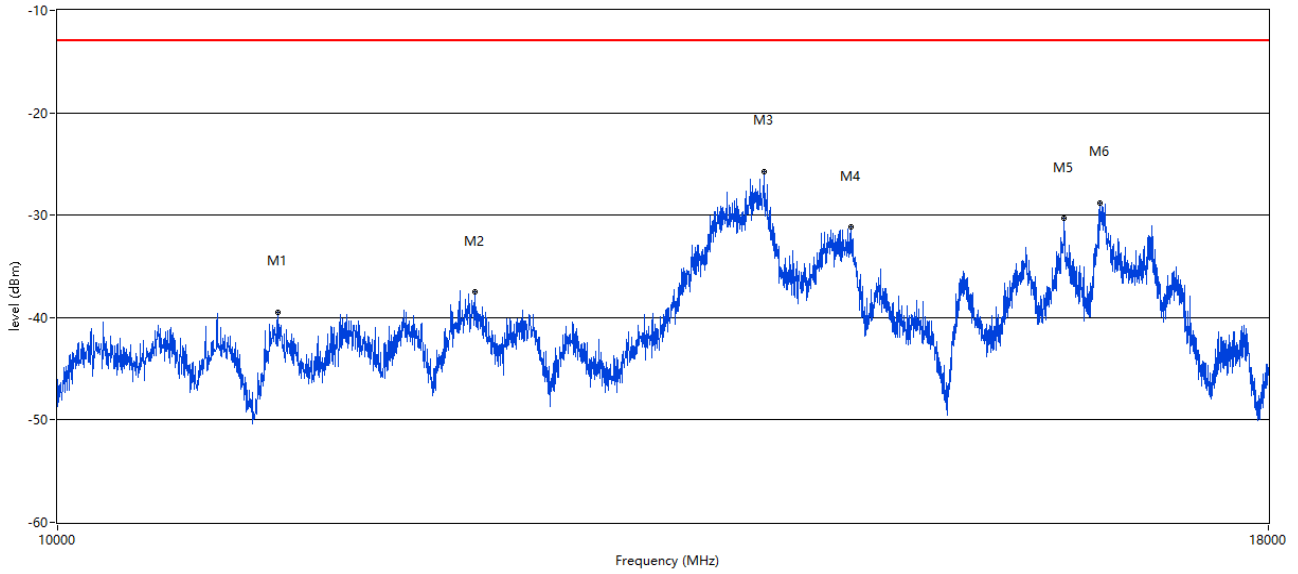
RSE Test case\_CE FCC\_FCC PART22&24&27\_FCC PART 24\_1900\_GSM 1900&WCDMA B2&CDMA BC1&LTE B2&25



Frequency (MHz)	Result (dBm)	Factor (dB)	PK Limit (dBm)	Margin (dB)	Table (o)	ANT	EUT	Verdict
97.398	-57.45	-13.83	-13.0	44.45	214.70	Vertical	Horizontal	Pass
203.344	-64.35	-11.74	-13.0	51.35	313.00	Vertical	Horizontal	Pass
1201.950	-54.18	3.90	-13.0	41.18	103.70	Vertical	Horizontal	Pass
1881.280	-51.38	-0.01	-13.0	38.38	58.50	Vertical	Horizontal	N.A
1960.760	-39.19	0.23	-13.0	26.19	56.50	Vertical	Horizontal	N.A
5854.536	-41.39	16.69	-13.0	28.39	2.00	Vertical	Horizontal	Pass

## RSE-H-10-18GHz-WCDMA-BAND2

RSE Test case\_CE FCC\_FCC PART2&24&27\_FCC LTE & WCDMA 10-18G

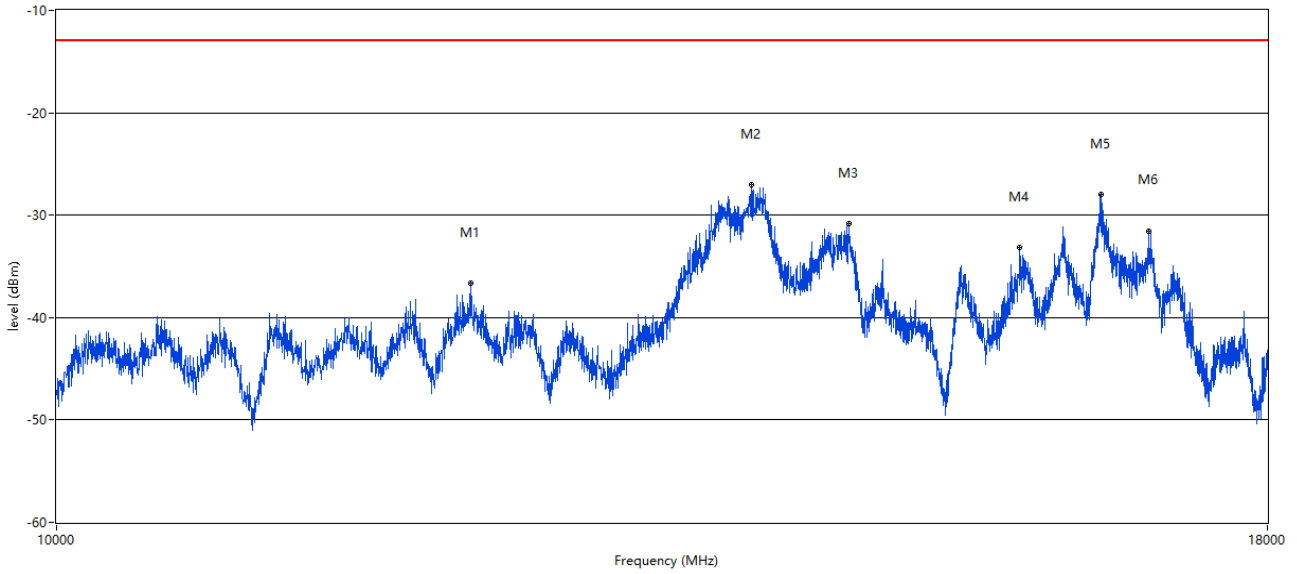


Frequency (MHz)	Result (dBm)	Factor (dB)	PK Limit (dBm)	Margin (dB)	Table (o)	ANT	EUT	Verdict
11127.718	-39.53	19.01	-13.0	26.53	249.00	Horizontal	Horizontal	Pass
12243.439	-37.51	20.46	-13.0	24.51	191.00	Horizontal	Horizontal	Pass
14090.977	-25.70	32.75	-13.0	12.70	270.00	Horizontal	Horizontal	Pass
14698.825	-31.13	28.92	-13.0	18.13	49.00	Horizontal	Horizontal	Pass
16302.424	-30.27	27.05	-13.0	17.27	80.00	Horizontal	Horizontal	Pass
16584.354	-28.77	28.88	-13.0	15.77	261.00	Horizontal	Horizontal	Pass



## RSE-V-10-18GHz-WCDMA-BAND2

RSE Test case\_CE FCC\_FCC PART2&24&27\_FCC LTE & WCDMA 10-18G

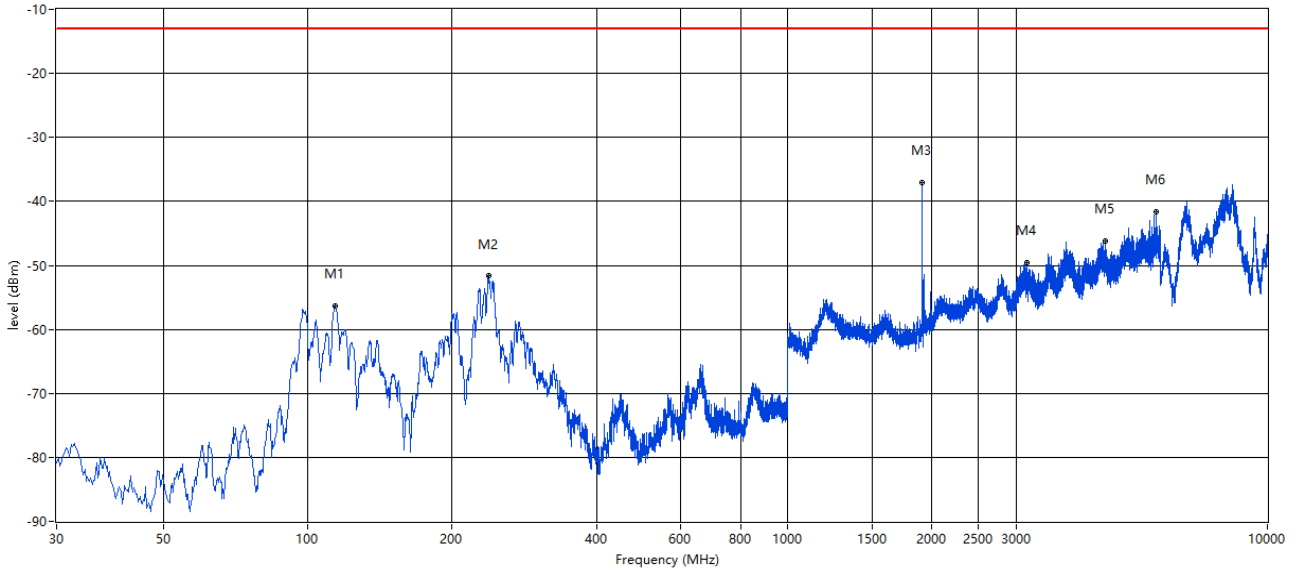


Frequency (MHz)	Result (dBm)	Factor (dB)	PK Limit (dBm)	Margin (dB)	Table (o)	ANT	EUT	Verdict
12229.443	-36.64	20.54	-13.0	23.64	242.00	Vertical	Horizontal	Pass
14012.997	-27.06	32.64	-13.0	14.06	360.00	Vertical	Horizontal	Pass
14694.826	-30.88	28.86	-13.0	17.88	184.00	Vertical	Horizontal	Pass
15960.510	-33.18	24.03	-13.0	20.18	159.00	Vertical	Horizontal	Pass
16602.349	-28.02	30.27	-13.0	15.02	3.00	Vertical	Horizontal	Pass
16996.251	-31.52	27.36	-13.0	18.52	152.00	Vertical	Horizontal	Pass

### 1.3 WCDMA Band 2 High Channel

#### RSE-H-30MHz-10GHz-WCDMA-BAND2

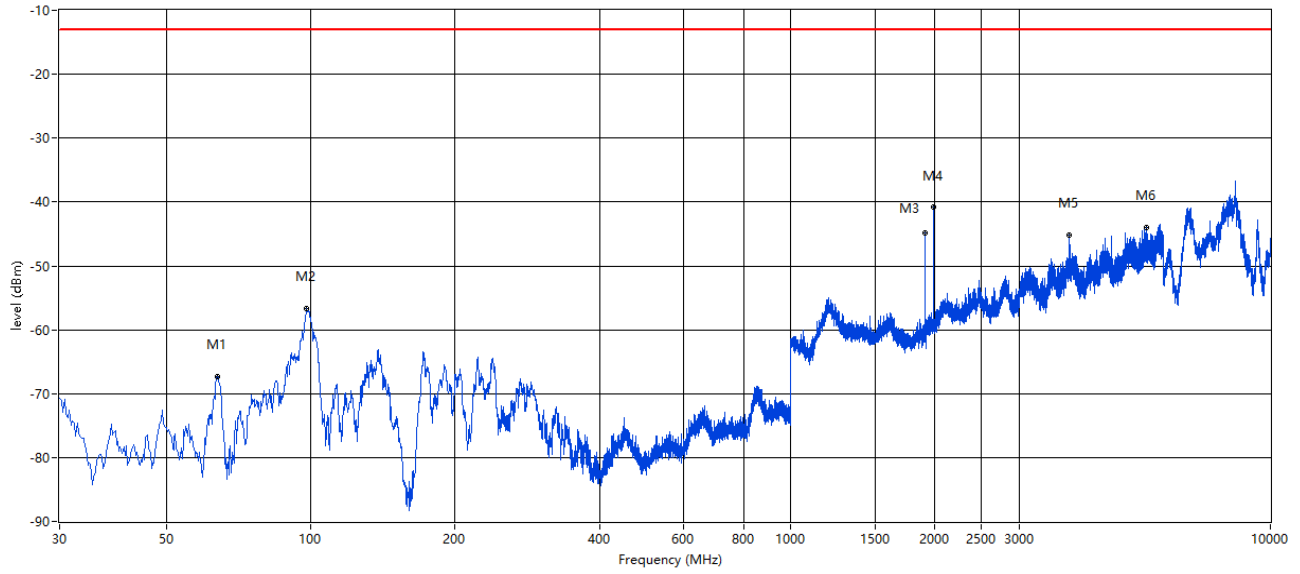
RSE Test case\_CE FCC\_FCC PART22&24&27\_FCC PART 24\_1900\_GSM 1900&WCDMA B2&CDMA BC1&LTE B2&25



Frequency (MHz)	Result (dBm)	Factor (dB)	PK Limit (dBm)	Margin (dB)	Table (o)	ANT	EUT	Verdict
114.126	-56.27	-12.49	-13.0	43.27	125.90	Horizontal	Horizontal	Pass
238.013	-51.68	-5.16	-13.0	38.68	111.00	Horizontal	Horizontal	Pass
1906.773	-37.04	0.11	-13.0	24.04	124.20	Horizontal	Horizontal	N.A
3161.960	-49.56	9.45	-13.0	36.56	222.00	Horizontal	Horizontal	Pass
4586.603	-46.20	12.92	-13.0	33.20	48.00	Horizontal	Horizontal	Pass
5864.284	-41.64	16.91	-13.0	28.64	3.00	Horizontal	Horizontal	Pass

## RSE-V-30MHz-10GHz-WCDMA-BAND2

RSE Test case\_CE FCC\_FCC PART22&24&27\_FCC PART 24\_1900\_GSM 1900&WCDMA B2&CDMA BC1&LTE B2&25



Frequency (MHz)	Result (dBm)	Factor (dB)	PK Limit (dBm)	Margin (dB)	Table (o)	ANT	EUT	Verdict
63.942	-67.35	-16.93	-13.0	54.35	154.40	Vertical	Horizontal	Pass
98.125	-56.62	-13.70	-13.0	43.62	21.20	Vertical	Horizontal	Pass
1906.273	-44.87	0.11	-13.0	31.87	59.40	Vertical	Horizontal	N.A
1987.253	-40.81	0.64	-13.0	27.81	165.50	Vertical	Horizontal	N.A
3812.797	-45.22	11.96	-13.0	32.22	3.00	Vertical	Horizontal	Pass
5510.372	-43.98	15.98	-13.0	30.98	4.00	Vertical	Horizontal	Pass

## RSE-H-10-18GHz-WCDMA-BAND2

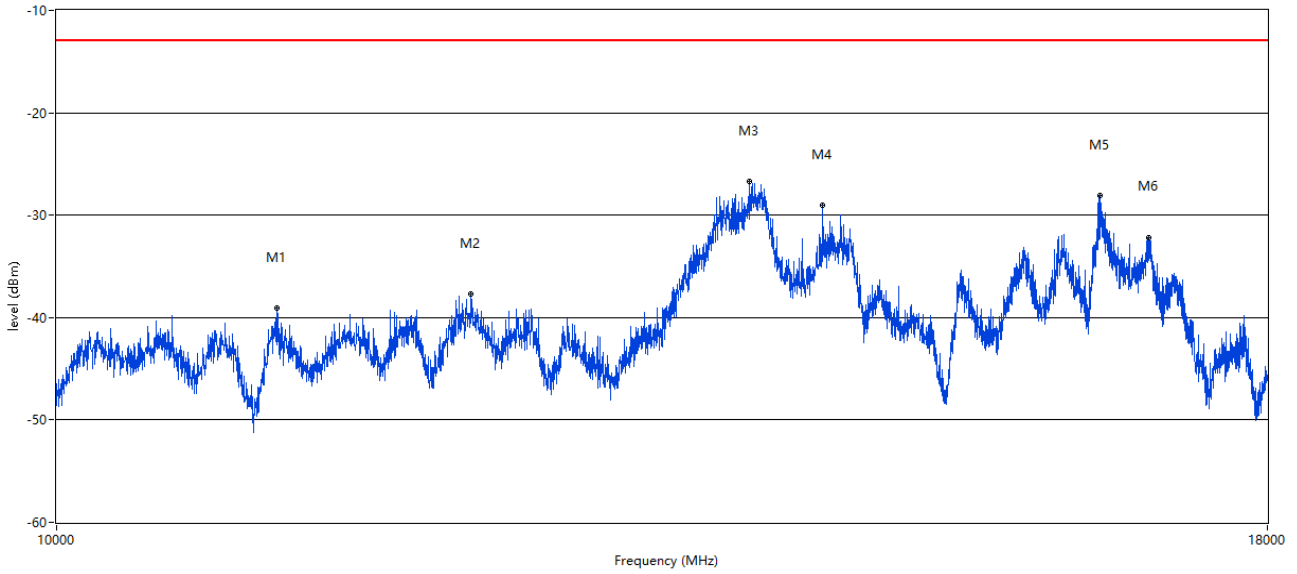
RSE Test case\_CE FCC\_FCC PART22&24&27\_FCC LTE & WCDMA 10-18G



Frequency (MHz)	Result (dBm)	Factor (dB)	PK Limit (dBm)	Margin (dB)	Table (o)	ANT	EUT	Verdict
11123.719	-39.68	19.07	-13.0	26.68	21.00	Horizontal	Horizontal	Pass
12249.438	-37.63	20.42	-13.0	24.63	322.00	Horizontal	Horizontal	Pass
14001.000	-25.36	32.62	-13.0	12.36	2.00	Horizontal	Horizontal	Pass
14526.868	-30.89	27.43	-13.0	17.89	289.00	Horizontal	Horizontal	Pass
15994.501	-31.79	24.99	-13.0	18.79	53.00	Horizontal	Horizontal	Pass
16596.351	-29.78	30.02	-13.0	16.78	51.00	Horizontal	Horizontal	Pass

## RSE-V-10-18GHz-WCDMA-BAND2

RSE Test case\_CE FCC\_FCC PART22&24&27\_FCC LTE & WCDMA 10-18G



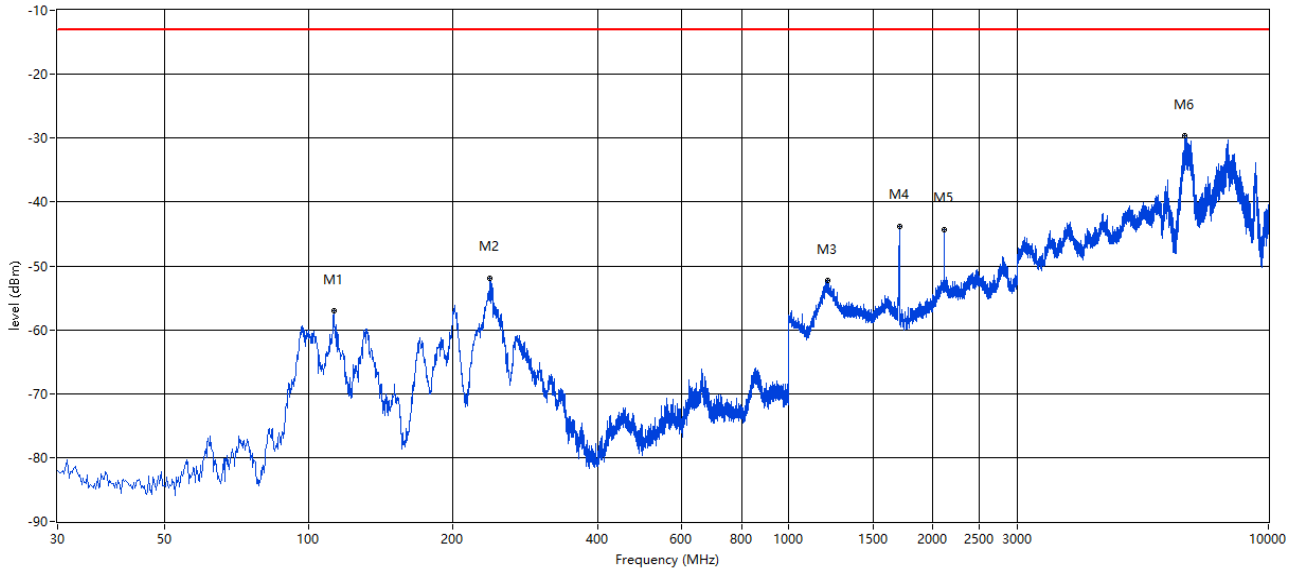
Frequency (MHz)	Result (dBm)	Factor (dB)	PK Limit (dBm)	Margin (dB)	Table (o)	ANT	EUT	Verdict
11129.718	-39.12	18.97	-13.0	26.12	291.00	Vertical	Horizontal	Pass
12229.443	-37.71	20.54	-13.0	24.71	333.00	Vertical	Horizontal	Pass
14001.000	-26.74	32.62	-13.0	13.74	261.00	Vertical	Horizontal	Pass
14506.873	-29.05	27.36	-13.0	16.05	348.00	Vertical	Horizontal	Pass
16592.352	-28.07	29.64	-13.0	15.07	136.00	Vertical	Horizontal	Pass
16988.253	-32.16	27.05	-13.0	19.16	85.00	Vertical	Horizontal	Pass

## 2 WCDMA Band 4

### 2.1 WCDMA Band 4 Low Channel

#### RSE-H-30MHz-10GHzHz-WCDMA-BAND4

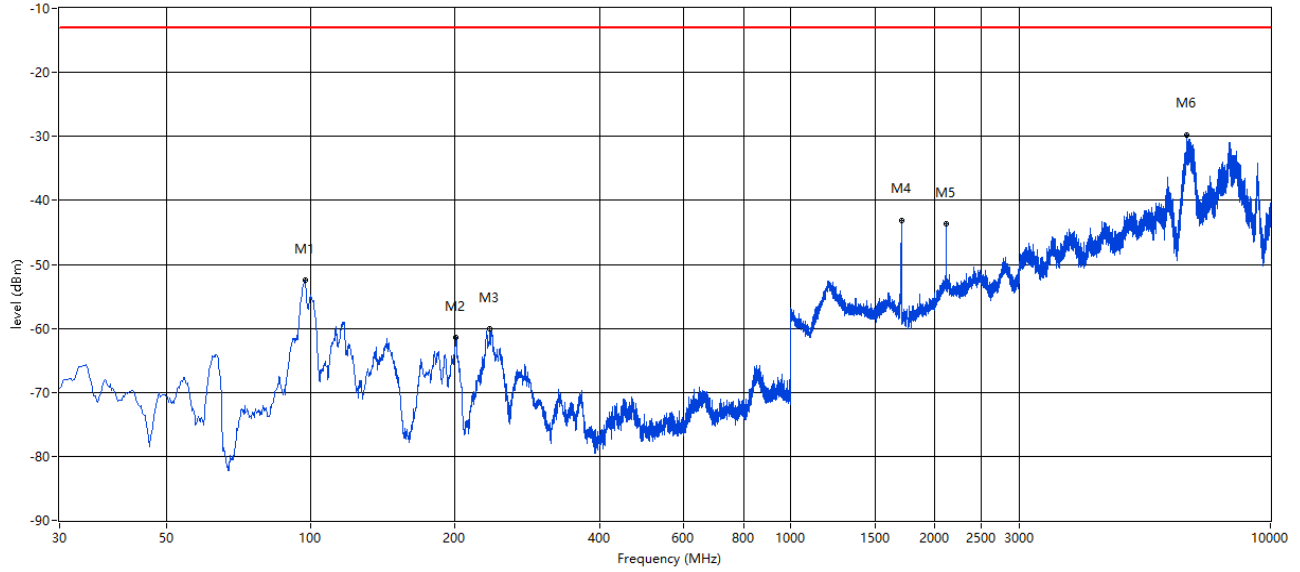
RSE Test case\_CE FCC\_FCC PART22&24&27\_FCC PART 27\_1700\_WCDMA B4&LTE B4



Frequency (MHz)	Result (dBm)	Factor (dB)	PK Limit (dBm)	Margin (dB)	Table (o)	ANT	EUT	Verdict
112.914	-57.06	-12.62	-13.0	44.06	92.00	Horizontal	Horizontal	Pass
238.498	-51.90	-4.97	-13.0	38.90	5.00	Horizontal	Horizontal	Pass
1206.948	-52.37	3.75	-13.0	39.37	241.00	Horizontal	Horizontal	Pass
1702.824	-43.78	-0.86	-13.0	30.78	3.00	Horizontal	Horizontal	N.A
2112.222	-44.38	3.51	-13.0	31.38	93.00	Horizontal	Horizontal	N.A
6685.829	-29.54	25.62	-13.0	16.54	12.00	Horizontal	Horizontal	Pass

## RSE-V-30MHz-10GHzHz-WCDMA-BAND4

RSE Test case\_CE FCC\_FCC PART22&24&27\_FCC PART 27\_1700\_WCDMA B4&LTE B4



Frequency (MHz)	Result (dBm)	Factor (dB)	PK Limit (dBm)	Margin (dB)	Table (o)	ANT	EUT	Verdict
97.398	-52.51	-13.84	-13.0	39.51	53.10	Vertical	Horizontal	Pass
200.920	-61.43	-10.38	-13.0	48.43	126.00	Vertical	Horizontal	Pass
236.558	-60.12	-5.74	-13.0	47.12	266.30	Vertical	Horizontal	Pass
1712.824	-43.14	-0.86	-13.0	30.14	95.00	Vertical	Horizontal	N.A
2111.722	-43.72	3.51	-13.0	30.72	151.10	Vertical	Horizontal	N.A
6706.823	-29.76	26.16	-13.0	16.76	47.00	Vertical	Horizontal	Pass

## RSE-H-10-18GHz-WCDMA-BAND4

RSE Test case\_CE FCC\_FCC PART22&24&27\_FCC LTE & WCDMA 10-18G

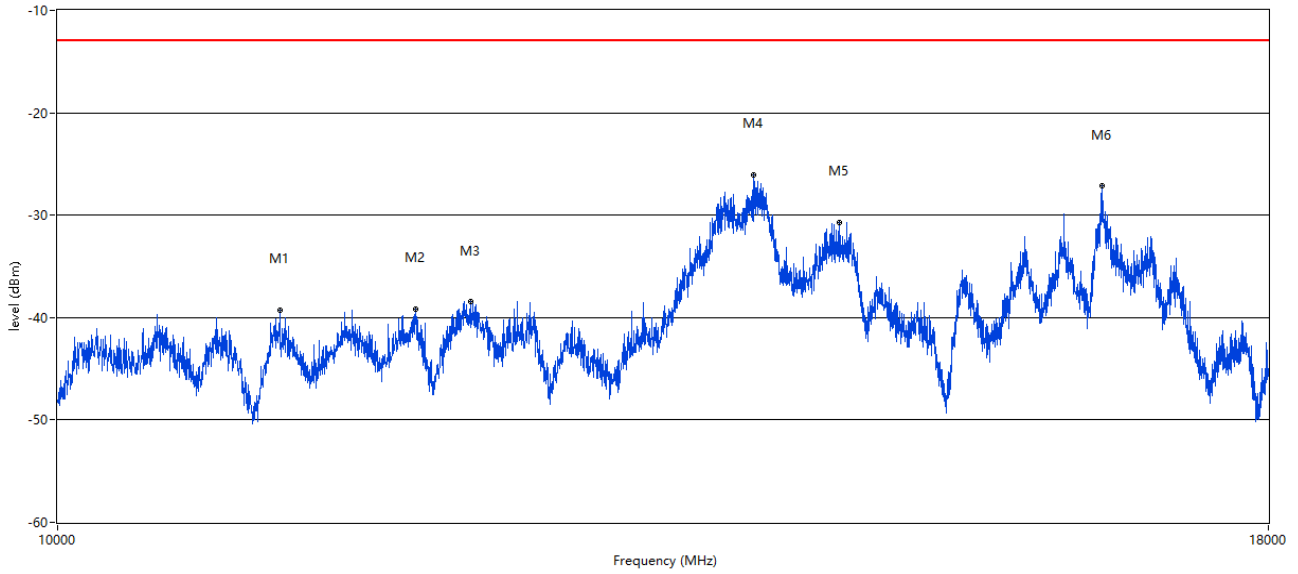


Frequency (MHz)	Result (dBm)	Factor (dB)	PK Limit (dBm)	Margin (dB)	Table (o)	ANT	EUT	Verdict
11111.722	-40.32	19.28	-13.0	27.32	50.00	Horizontal	Horizontal	Pass
11877.531	-37.71	19.71	-13.0	24.71	0.00	Horizontal	Horizontal	Pass
12801.300	-38.47	18.51	-13.0	25.47	236.00	Horizontal	Horizontal	Pass
14068.983	-26.55	32.72	-13.0	13.55	73.00	Horizontal	Horizontal	Pass
16006.498	-32.10	24.80	-13.0	19.10	146.00	Horizontal	Horizontal	Pass
16598.350	-26.97	30.20	-13.0	13.97	330.00	Horizontal	Horizontal	Pass



## RSE-V-10-18GHz-WCDMA-BAND4

RSE Test case\_CE FCC\_FCC PART22&24&27\_FCC LTE & WCDMA 10-18G

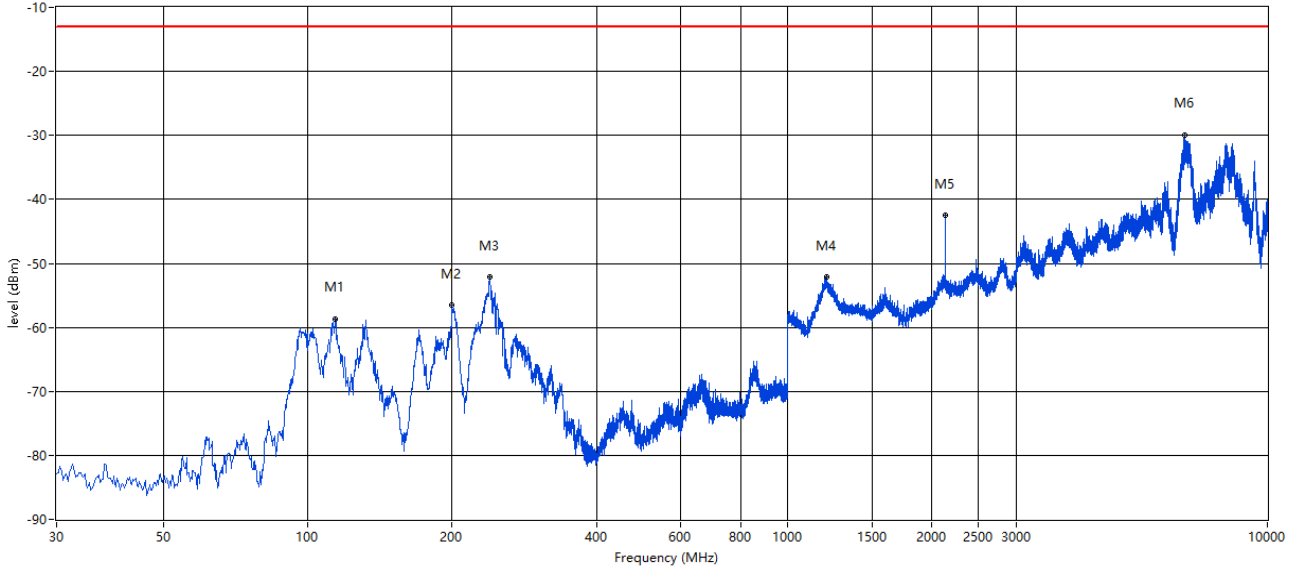


Frequency (MHz)	Result (dBm)	Factor (dB)	PK Limit (dBm)	Margin (dB)	Table (o)	ANT	EUT	Verdict
11137.716	-39.28	18.83	-13.0	26.28	280.00	Vertical	Horizontal	Pass
11899.525	-39.14	19.95	-13.0	26.14	323.00	Vertical	Horizontal	Pass
12223.444	-38.43	20.57	-13.0	25.43	151.00	Vertical	Horizontal	Pass
14016.996	-26.04	32.64	-13.0	13.04	121.00	Vertical	Horizontal	Pass
14614.846	-30.69	27.86	-13.0	17.69	24.00	Vertical	Horizontal	Pass
16604.349	-27.14	30.19	-13.0	14.14	356.00	Vertical	Horizontal	Pass

## 2.2 WCDMA Band 4 Middle Channel

### RSE-H-30MHz-10GHzHz-WCDMA-BAND4

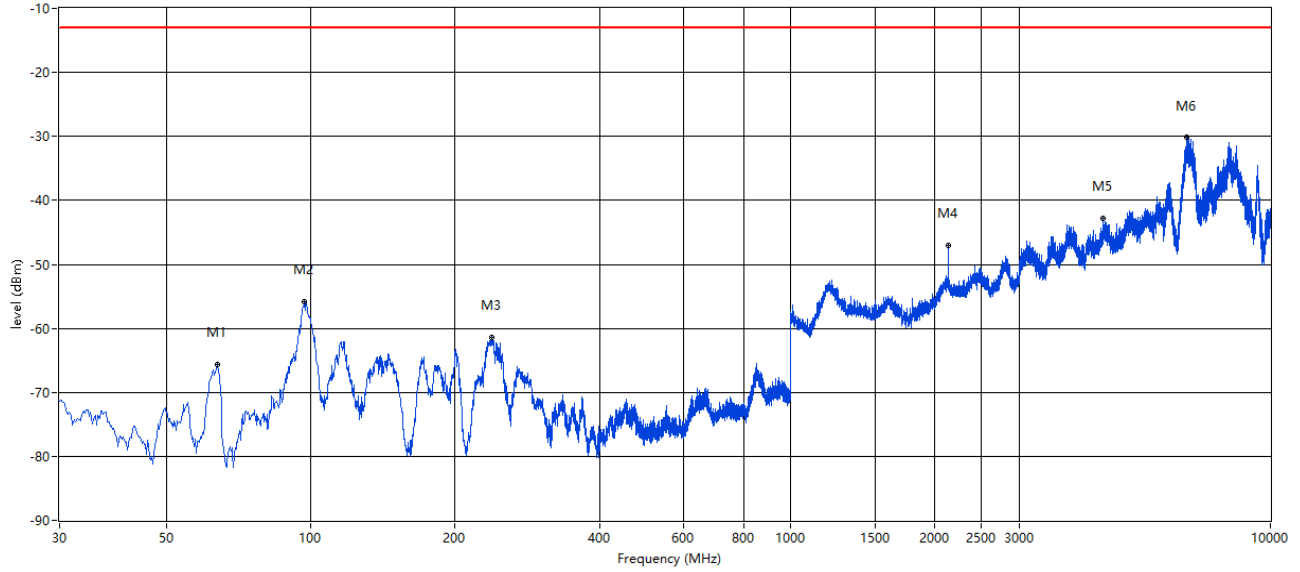
RSE Test case\_CE FCC\_FCC PART22&24&27\_FCC PART 27\_1700\_WCDMA B4&LTE B4



Frequency (MHz)	Result (dBm)	Factor (dB)	PK Limit (dBm)	Margin (dB)	Table (o)	ANT	EUT	Verdict
114.369	-58.69	-12.44	-13.0	45.69	8.00	Horizontal	Horizontal	Pass
200.192	-56.55	-9.98	-13.0	43.55	164.00	Horizontal	Horizontal	Pass
239.953	-52.15	-4.40	-13.0	39.15	1.00	Horizontal	Horizontal	Pass
1208.448	-52.04	3.69	-13.0	39.04	290.00	Horizontal	Horizontal	Pass
2133.217	-42.39	3.48	-13.0	29.39	304.00	Horizontal	Horizontal	N.A
6738.815	-29.97	26.06	-13.0	16.97	223.00	Horizontal	Horizontal	Pass

## RSE-V-30MHz-10GHzHz-WCDMA-BAND4

RSE Test case\_CE FCC\_FCC PART22&24&27\_FCC PART 27\_1700\_WCDMA B4&LTE B4



Frequency (MHz)	Result (dBm)	Factor (dB)	PK Limit (dBm)	Margin (dB)	Table (o)	ANT	EUT	Verdict
63.942	-65.63	-16.91	-13.0	52.63	0.00	Vertical	Horizontal	Pass
97.156	-55.78	-13.88	-13.0	42.78	34.30	Vertical	Horizontal	Pass
238.498	-61.44	-4.97	-13.0	48.44	255.00	Vertical	Horizontal	Pass
2132.217	-47.03	3.49	-13.0	34.03	1.30	Vertical	Horizontal	N.A
4490.627	-42.84	13.51	-13.0	29.84	10.00	Vertical	Horizontal	Pass
6686.828	-30.14	25.66	-13.0	17.14	3.00	Vertical	Horizontal	Pass

## RSE-H-10-18GHz-WCDMA-BAND4

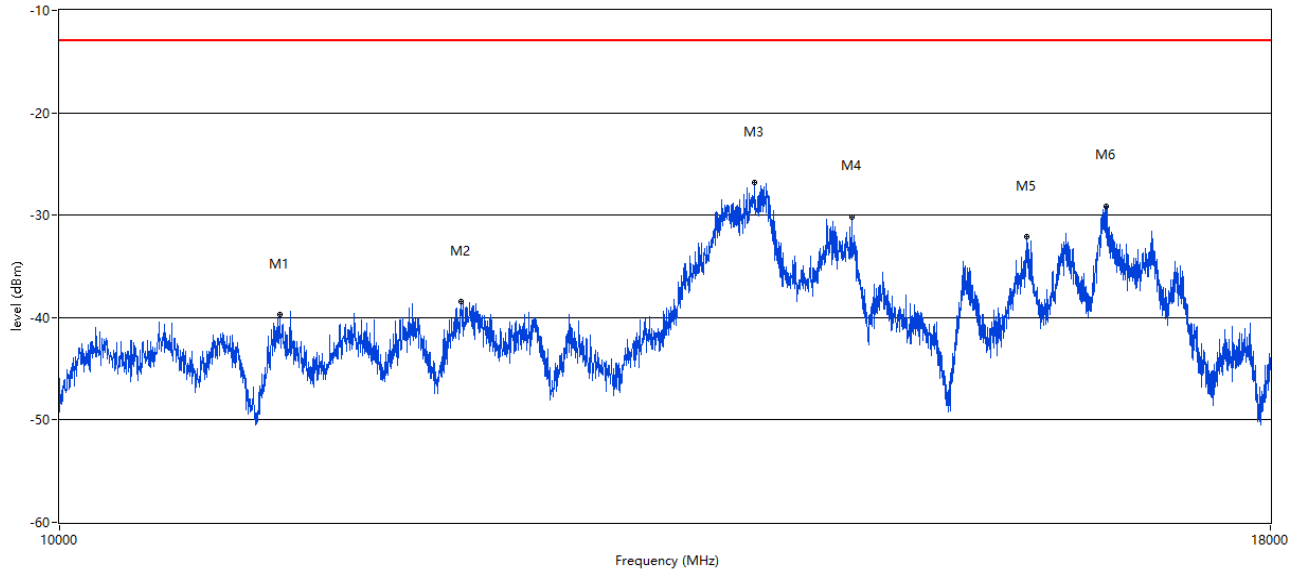
RSE Test case\_CE FCC\_FCC PART22&24&27\_FCC LTE & WCDMA 10-18G



Frequency (MHz)	Result (dBm)	Factor (dB)	PK Limit (dBm)	Margin (dB)	Table (o)	ANT	EUT	Verdict
11499.625	-38.74	20.20	-13.0	25.74	274.00	Horizontal	Horizontal	Pass
12167.458	-38.00	20.30	-13.0	25.00	6.00	Horizontal	Horizontal	Pass
13823.044	-26.52	30.22	-13.0	13.52	300.00	Horizontal	Horizontal	Pass
16290.427	-31.09	26.71	-13.0	18.09	81.00	Horizontal	Horizontal	Pass
16600.350	-27.62	30.35	-13.0	14.62	96.00	Horizontal	Horizontal	Pass
16996.251	-32.02	27.36	-13.0	19.02	10.00	Horizontal	Horizontal	Pass

## RSE-V-10-18GHz-WCDMA-BAND4

RSE Test case\_CE FCC\_FCC PART22&24&27\_FCC LTE & WCDMA 10-18G

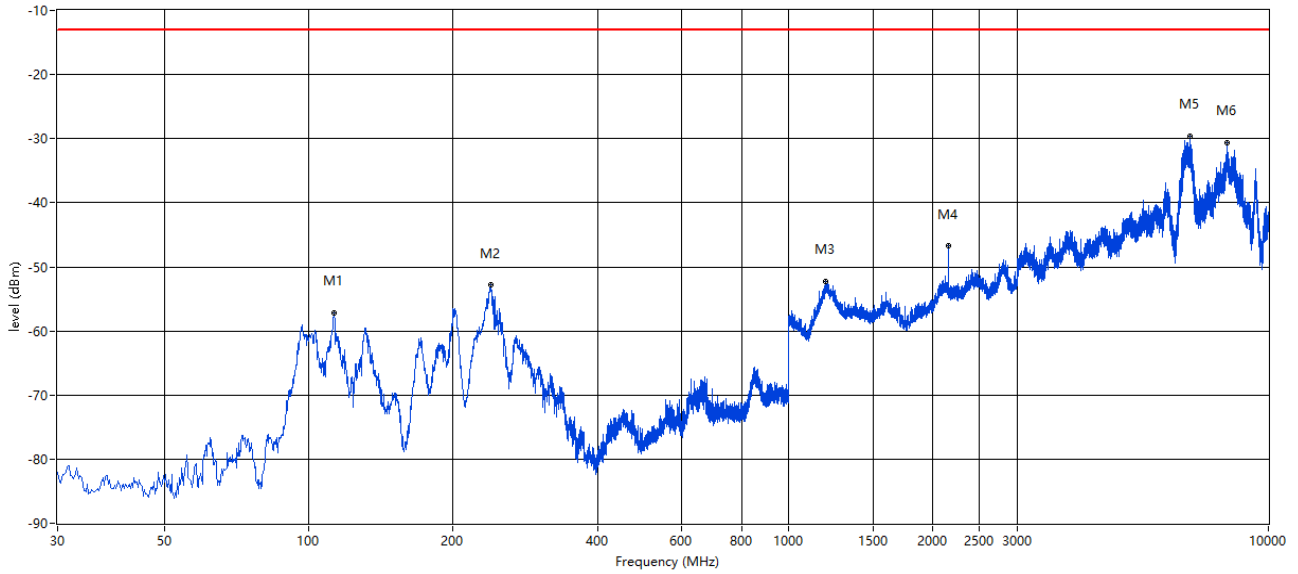


Frequency (MHz)	Result (dBm)	Factor (dB)	PK Limit (dBm)	Margin (dB)	Table (o)	ANT	EUT	Verdict
11127.718	-39.67	19.01	-13.0	26.67	324.00	Vertical	Horizontal	Pass
12149.463	-38.48	20.07	-13.0	25.48	21.00	Vertical	Horizontal	Pass
14010.997	-26.81	32.64	-13.0	13.81	351.00	Vertical	Horizontal	Pass
14692.827	-30.16	28.84	-13.0	17.16	346.00	Vertical	Horizontal	Pass
15994.501	-32.14	24.99	-13.0	19.14	241.00	Vertical	Horizontal	Pass
16620.345	-29.17	29.56	-13.0	16.17	3.00	Vertical	Horizontal	Pass

## 2.3 WCDMA Band 4 High Channel

### RSE-H-30MHz-10GHzHz-WCDMA-BAND4

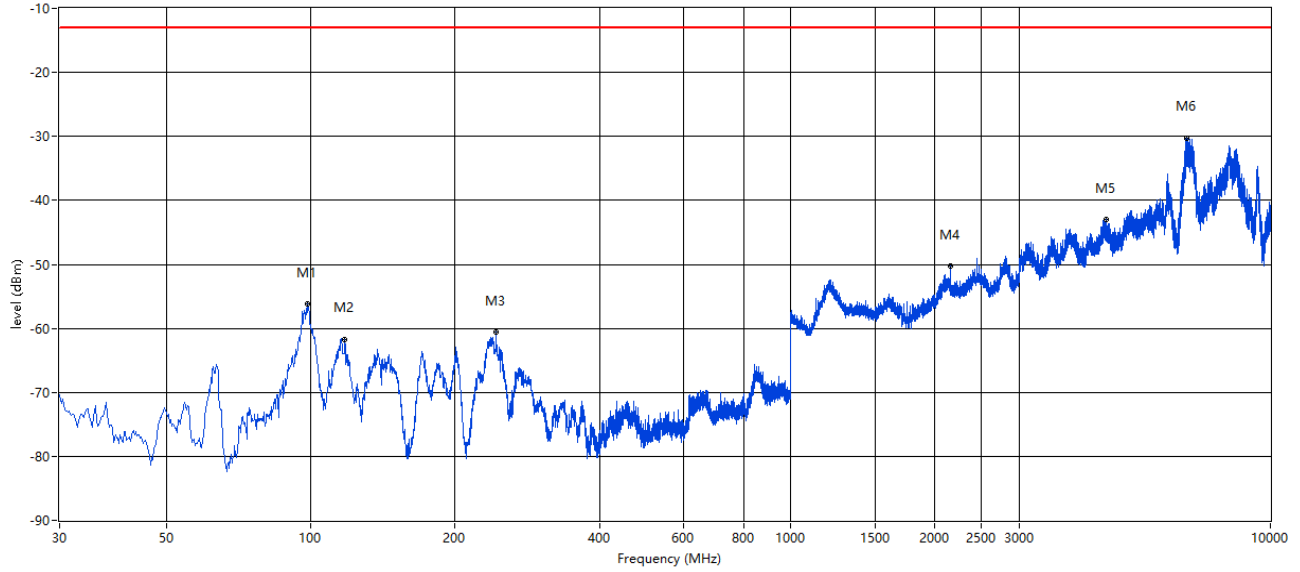
RSE Test case\_CE FCC\_FCC PART22&24&27\_FCC PART 27\_1700\_WCDMA B4&LTE B4



Frequency (MHz)	Result (dBm)	Factor (dB)	PK Limit (dBm)	Margin (dB)	Table (o)	ANT	EUT	Verdict
113.157	-57.26	-12.59	-13.0	44.26	340.00	Horizontal	Horizontal	Pass
239.710	-52.81	-4.49	-13.0	39.81	0.00	Horizontal	Horizontal	Pass
1192.452	-52.35	3.50	-13.0	39.35	188.00	Horizontal	Horizontal	Pass
2152.712	-46.75	3.26	-13.0	33.75	4.00	Horizontal	Horizontal	N.A
6852.787	-29.59	25.13	-13.0	16.59	258.00	Horizontal	Horizontal	Pass
8198.450	-30.63	28.07	-13.0	17.63	33.00	Horizontal	Horizontal	Pass

## RSE-V-30MHz-10GHzHz-WCDMA-BAND4

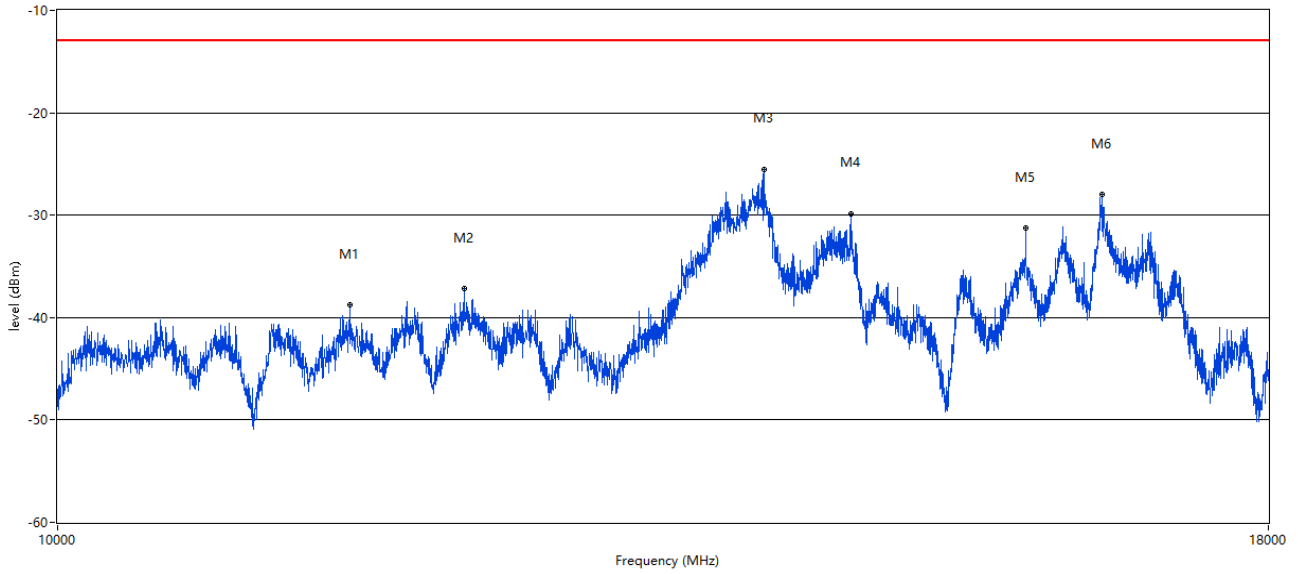
RSE Test case\_CE FCC\_FCC PART22&24&27\_FCC PART 27\_1700\_WCDMA B4&LTE B4



Frequency (MHz)	Result (dBm)	Factor (dB)	PK Limit (dBm)	Margin (dB)	Table (o)	ANT	EUT	Verdict
98.368	-56.19	-13.66	-13.0	43.19	198.00	Vertical	Horizontal	Pass
117.763	-61.76	-13.37	-13.0	48.76	39.70	Vertical	Horizontal	Pass
244.074	-60.59	-5.44	-13.0	47.59	313.70	Vertical	Horizontal	Pass
2152.712	-50.19	3.26	-13.0	37.19	297.90	Vertical	Horizontal	N.A
4540.115	-43.06	12.84	-13.0	30.06	7.00	Vertical	Horizontal	Pass
6697.826	-30.28	26.10	-13.0	17.28	0.00	Vertical	Horizontal	Pass

## RSE-H-10-18GHz-WCDMA-BAND4

RSE Test case\_CE FCC\_FCC PART2&24&27\_FCC LTE & WCDMA 10-18G



Frequency (MHz)	Result (dBm)	Factor (dB)	PK Limit (dBm)	Margin (dB)	Table (o)	ANT	EUT	Verdict
11525.619	-38.71	19.70	-13.0	25.71	216.00	Horizontal	Horizontal	Pass
12181.455	-37.21	20.47	-13.0	24.21	182.00	Horizontal	Horizontal	Pass
14092.977	-25.49	32.75	-13.0	12.49	103.00	Horizontal	Horizontal	Pass
14696.826	-29.84	28.89	-13.0	16.84	220.00	Horizontal	Horizontal	Pass
16000.500	-31.26	25.12	-13.0	18.26	212.00	Horizontal	Horizontal	Pass
16604.349	-28.00	30.19	-13.0	15.00	102.00	Horizontal	Horizontal	Pass



## RSE-V-10-18GHz-WCDMA-BAND4

RSE Test case\_CE FCC\_FCC PART22&24&27\_FCC LTE & WCDMA 10-18G



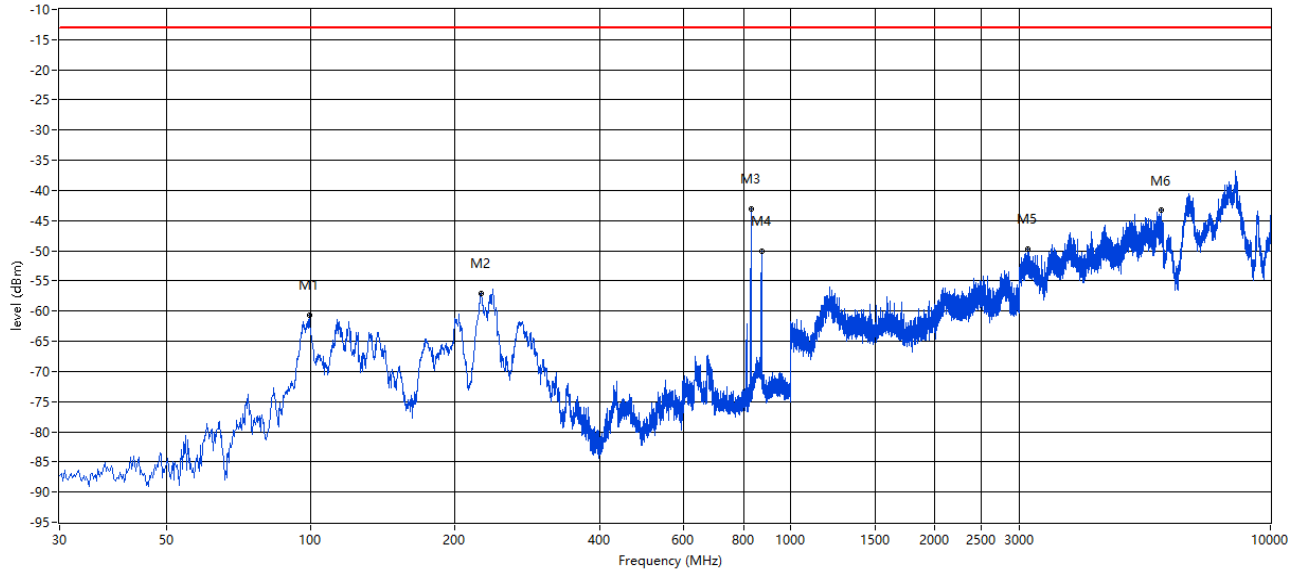
Frequency (MHz)	Result (dBm)	Factor (dB)	PK Limit (dBm)	Margin (dB)	Table (o)	ANT	EUT	Verdict
11095.726	-39.75	19.15	-13.0	26.75	242.00	Vertical	Horizontal	Pass
11885.529	-38.32	19.80	-13.0	25.32	28.00	Vertical	Horizontal	Pass
12219.445	-37.75	20.59	-13.0	24.75	332.00	Vertical	Horizontal	Pass
14066.983	-26.64	32.72	-13.0	13.64	10.00	Vertical	Horizontal	Pass
14632.842	-29.84	28.08	-13.0	16.84	38.00	Vertical	Horizontal	Pass
16594.351	-28.86	29.83	-13.0	15.86	44.00	Vertical	Horizontal	Pass

### 3 WCDMA Band 5

#### 3.1 WCDMA Band 5 Low Channel

##### RSE-H-30MHz-10GHzHz-WCDMA-BAND5

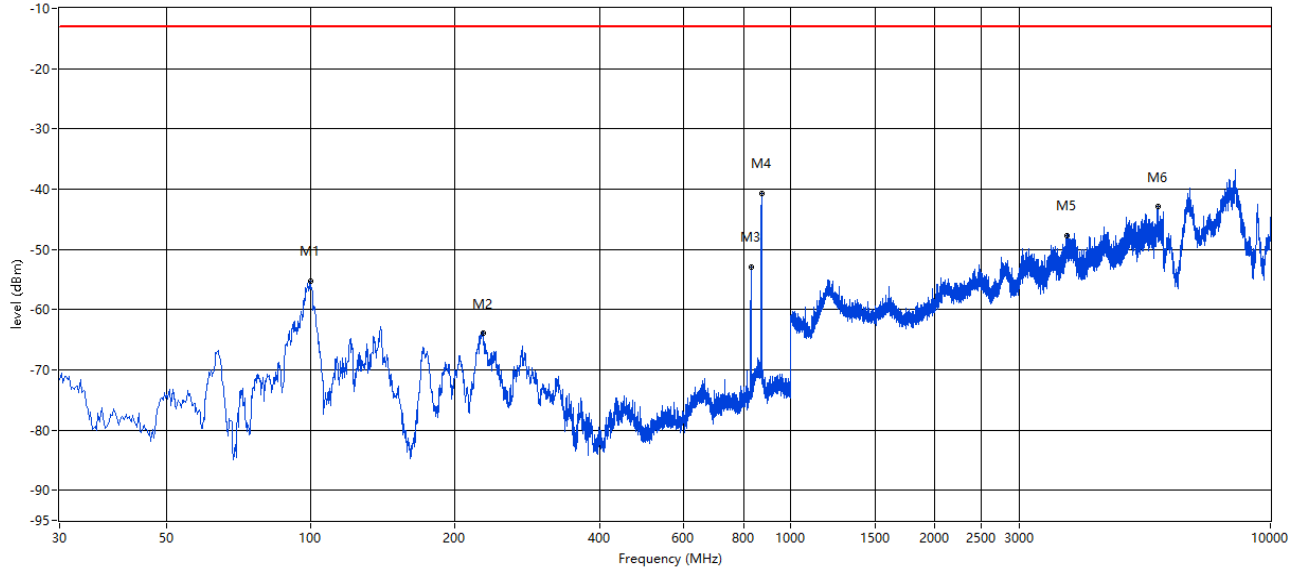
RSE Test case\_CE FCC\_FCC PART22&24&27\_FCC PART 22\_850\_GSM 850&CDMA BC0&WCDMA B5&LTE B5&26



Frequency (MHz)	Result (dBm)	Factor (dB)	PK Limit (dBm)	Margin (dB)	Table (o)	ANT	EUT	Verdict
99.338	-60.63	-13.61	-13.0	47.63	132.90	Horizontal	Horizontal	Pass
226.376	-57.07	-9.74	-13.0	44.07	296.50	Horizontal	Horizontal	Pass
827.383	-43.06	1.61	-13.0	30.06	10.10	Horizontal	Horizontal	N.A
871.507	-50.10	2.92	-13.0	37.10	222.10	Horizontal	Horizontal	N.A
3116.971	-49.69	9.75	-13.0	36.69	37.00	Horizontal	Horizontal	Pass
5919.020	-43.31	17.25	-13.0	30.31	5.00	Horizontal	Horizontal	Pass

## RSE-V-30MHz-10GHzHz-WCDMA-BAND5

RSE Test case\_CE FCC\_FCC PART22&24&27\_FCC PART 22\_850\_GSM 850&CDMA BC0&WCDMA B5&LTE B5&26

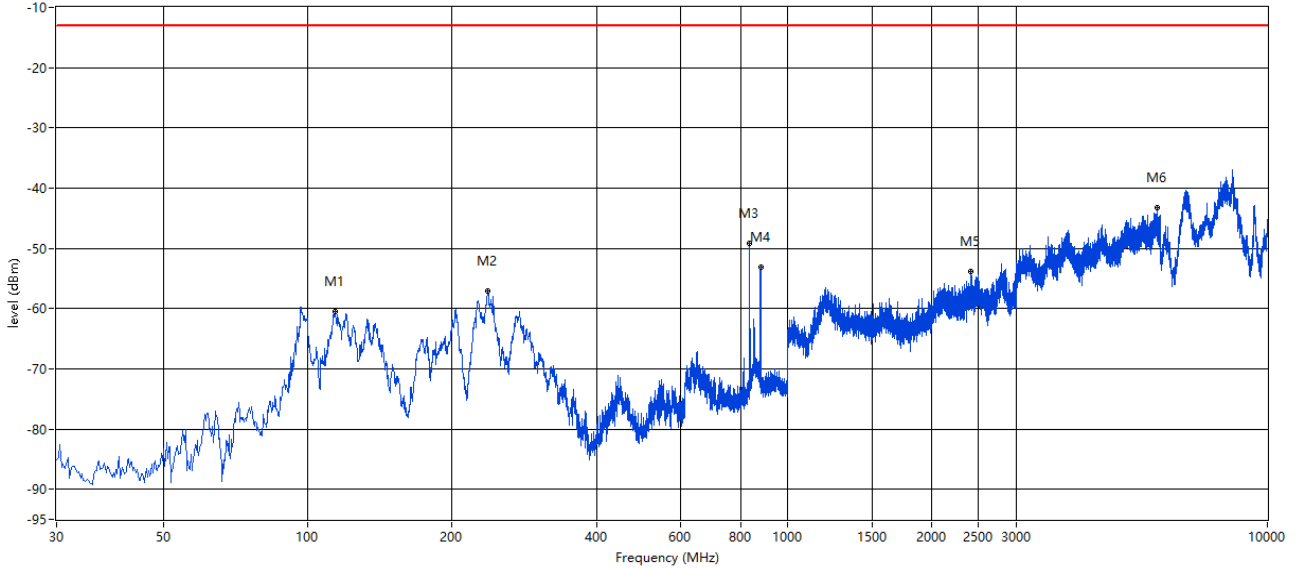


Frequency (MHz)	Result (dBm)	Factor (dB)	PK Limit (dBm)	Margin (dB)	Table (o)	ANT	EUT	Verdict
99.823	-55.26	-13.53	-13.0	42.26	338.50	Vertical	Horizontal	Pass
228.800	-63.97	-8.63	-13.0	50.97	312.60	Vertical	Horizontal	Pass
827.626	-53.00	1.65	-13.0	40.00	154.20	Vertical	Horizontal	N.A
870.810	-40.70	3.22	-13.0	27.70	157.90	Vertical	Horizontal	N.A
3769.308	-47.71	11.92	-13.0	34.71	123.00	Vertical	Horizontal	Pass
5838.790	-42.82	16.55	-13.0	29.82	7.00	Vertical	Horizontal	Pass

### 3.2 WCDMA Band 5 Middle Channel

#### RSE-H-30MHz-10GHzHz-WCDMA-BAND5

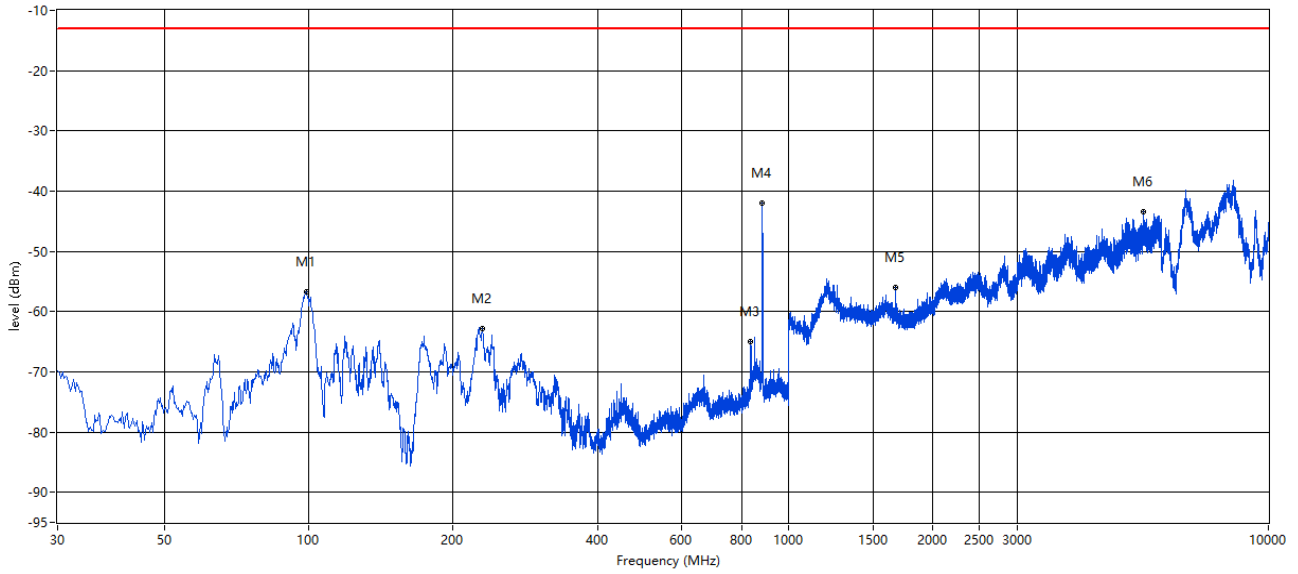
RSE Test case\_CE FCC\_FCC PART22&24&27\_FCC PART 22\_850\_GSM 850&CDMA BC0&WCDMA B5&LTE B5&26



Frequency (MHz)	Result (dBm)	Factor (dB)	PK Limit (dBm)	Margin (dB)	Table (o)	ANT	EUT	Verdict
114.126	-60.42	-12.35	-13.0	47.42	91.30	Horizontal	Horizontal	Pass
237.043	-57.13	-5.50	-13.0	44.13	150.60	Horizontal	Horizontal	Pass
836.687	-49.16	2.71	-13.0	36.16	352.80	Horizontal	Horizontal	N.A
881.780	-53.17	1.57	-13.0	40.17	102.50	Horizontal	Horizontal	N.A
2409.148	-53.78	5.00	-13.0	40.78	4.00	Horizontal	Horizontal	Pass
5906.273	-43.16	16.99	-13.0	30.16	2.00	Horizontal	Horizontal	Pass

## RSE-V-30MHz-10GHzHz-WCDMA-BAND5

RSE Test case\_CE FCC\_FCC PART22&24&27\_FCC PART 22\_850\_GSM 850&CDMA BC0&WCDMA B5&LTE B5&26

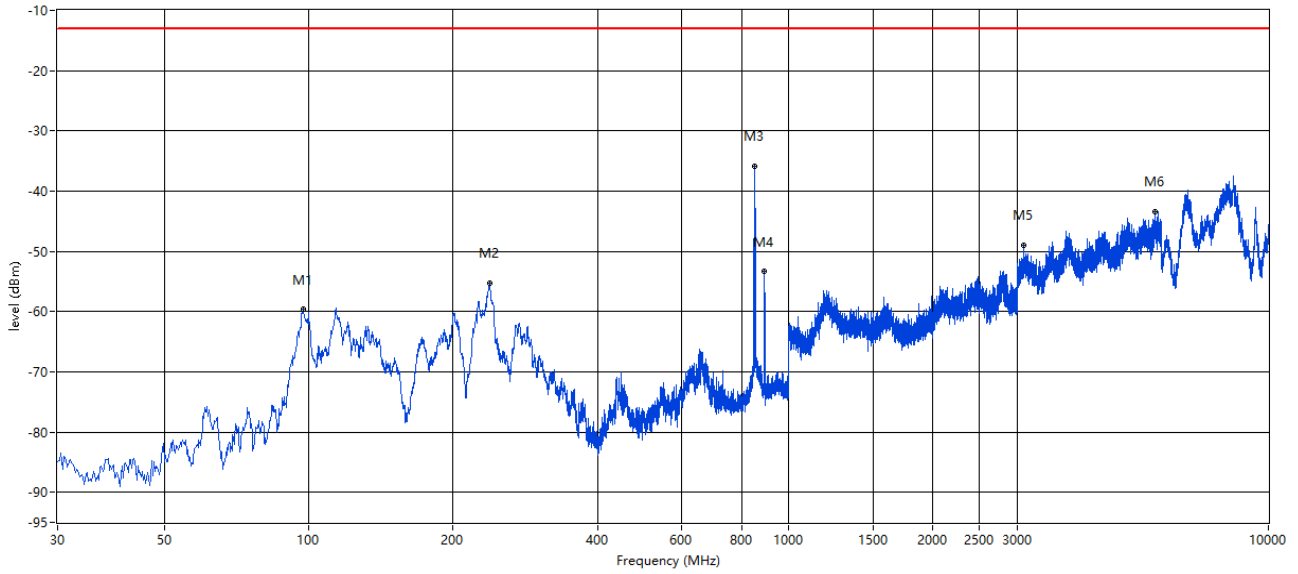


Frequency (MHz)	Result (dBm)	Factor (dB)	PK Limit (dBm)	Margin (dB)	Table (o)	ANT	EUT	Verdict
98.853	-56.73	-13.70	-13.0	43.73	230.30	Vertical	Horizontal	Pass
230.255	-62.77	-7.99	-13.0	49.77	322.20	Vertical	Horizontal	Pass
836.656	-64.99	2.91	-13.0	51.99	14.60	Vertical	Horizontal	N.A
881.417	-41.97	1.06	-13.0	28.97	171.30	Vertical	Horizontal	N.A
1672.332	-55.92	-1.24	-13.0	42.92	328.00	Vertical	Horizontal	Pass
5485.629	-43.41	15.79	-13.0	30.41	6.00	Vertical	Horizontal	Pass

### 3.3 WCDMA Band 5 High Channel

#### RSE-H-30MHz-10GHzHz-WCDMA-BAND5

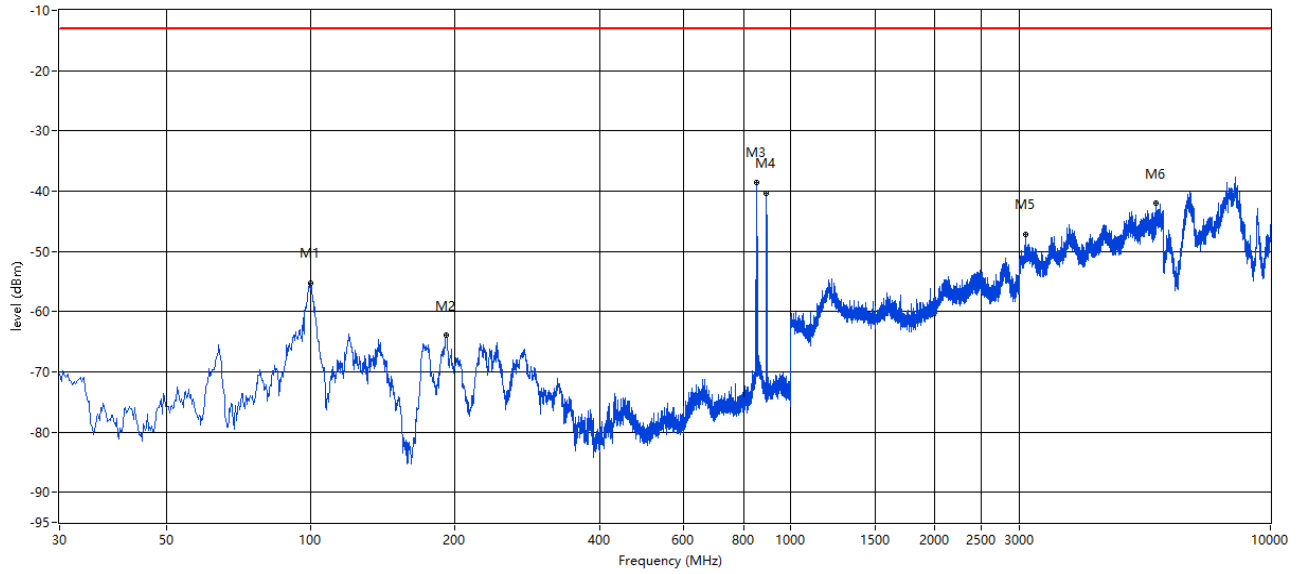
RSE Test case\_CE FCC\_FCC PART22&24&27\_FCC PART 22\_850\_GSM 850&CDMA BC0&WCDMA B5&LTE B5&26



Frequency (MHz)	Result (dBm)	Factor (dB)	PK Limit (dBm)	Margin (dB)	Table (o)	ANT	EUT	Verdict
97.398	-59.67	-13.95	-13.0	46.67	139.30	Horizontal	Horizontal	Pass
238.255	-55.31	-5.06	-13.0	42.31	115.60	Horizontal	Horizontal	Pass
846.870	-35.91	4.59	-13.0	22.91	359.40	Horizontal	Horizontal	N.A
890.417	-53.39	0.23	-13.0	40.39	233.70	Horizontal	Horizontal	N.A
3094.476	-49.01	10.39	-13.0	36.01	48.00	Horizontal	Horizontal	Pass
5809.548	-43.44	16.91	-13.0	30.44	6.00	Horizontal	Horizontal	Pass

## RSE-V-30MHz-10GHzHz-WCDMA-BAND5

RSE Test case\_CE FCC\_FCC PART22&24&27\_FCC PART 22\_850\_GSM 850&CDMA BC0&WCDMA B5&LTE B5&26



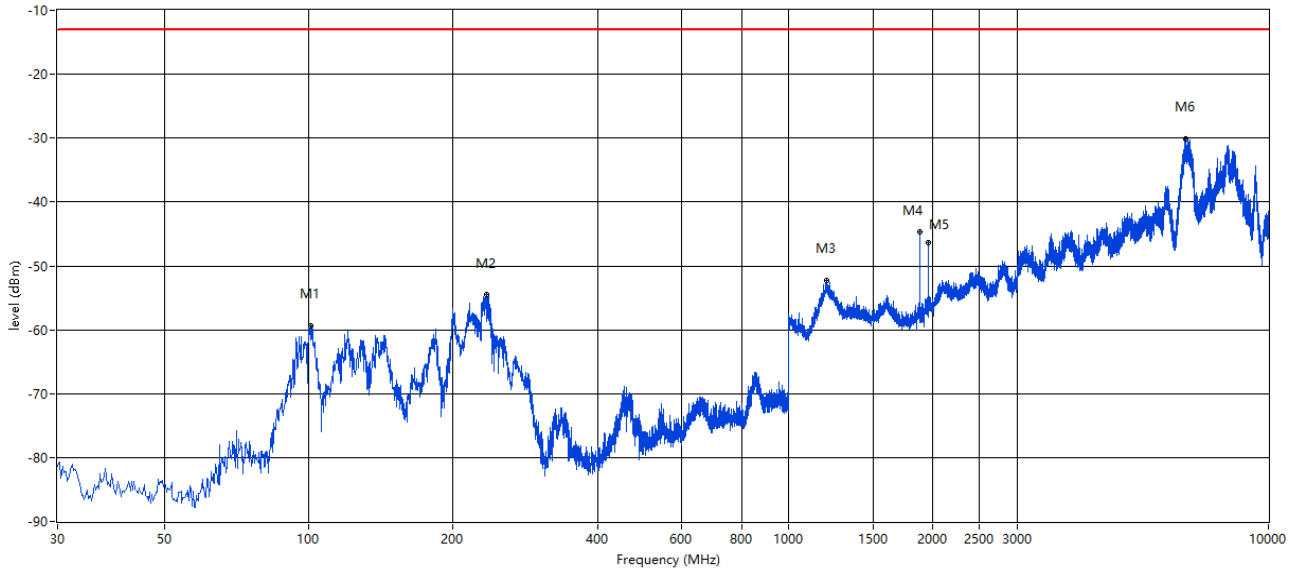
Frequency (MHz)	Result (dBm)	Factor (dB)	PK Limit (dBm)	Margin (dB)	Table (o)	ANT	EUT	Verdict
100.065	-55.22	-13.51	-13.0	42.22	352.10	Vertical	Horizontal	Pass
191.465	-63.91	-16.26	-13.0	50.91	314.30	Vertical	Horizontal	Pass
846.385	-38.65	4.62	-13.0	25.65	167.80	Vertical	Horizontal	N.A
890.690	-40.41	0.23	-13.0	27.41	76.40	Vertical	Horizontal	N.A
3093.727	-47.25	10.36	-13.0	34.25	2.30	Vertical	Horizontal	Pass
5786.303	-41.99	16.52	-13.0	28.99	239.10	Vertical	Horizontal	Pass

## 4 LTE Band 2

### 4.1 LTE Band 2 Bandwidth 1.4MHz, Middle Channel

#### RSE-H 1.4wid 30MHz-10GHz MID

RSE Test case\_CE FCC\_FCC PART22&24&27\_FCC PART 24\_1900\_GSM 1900&WCDMA B2&CDMA BC1&LTE B2&25

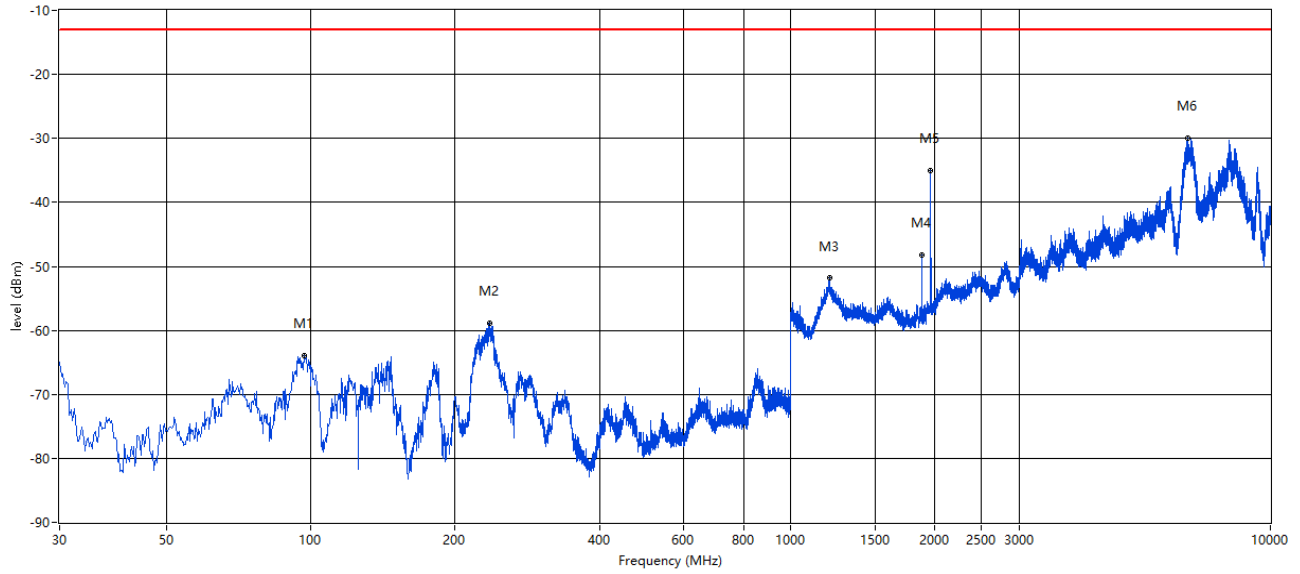


Frequency (MHz)	Result (dBm)	Factor (dB)	PK Limit (dBm)	Margin (dB)	Table (o)	ANT	EUT	Verdict
101.277	-59.31	-13.52	-13.0	46.31	192.50	Horizontal	Horizontal	Pass
235.104	-54.54	-6.30	-13.0	41.54	84.20	Horizontal	Horizontal	Pass
1202.449	-52.26	3.88	-13.0	39.26	341.10	Horizontal	Horizontal	Pass
1879.780	-44.61	-0.01	-13.0	31.61	260.50	Horizontal	Horizontal	N.A
1960.260	-46.38	0.21	-13.0	33.38	238.50	Horizontal	Horizontal	N.A
6727.818	-30.17	26.10	-13.0	17.17	2.00	Horizontal	Horizontal	Pass



## RSE-V 1.4wid 30MHz-10GHz MID

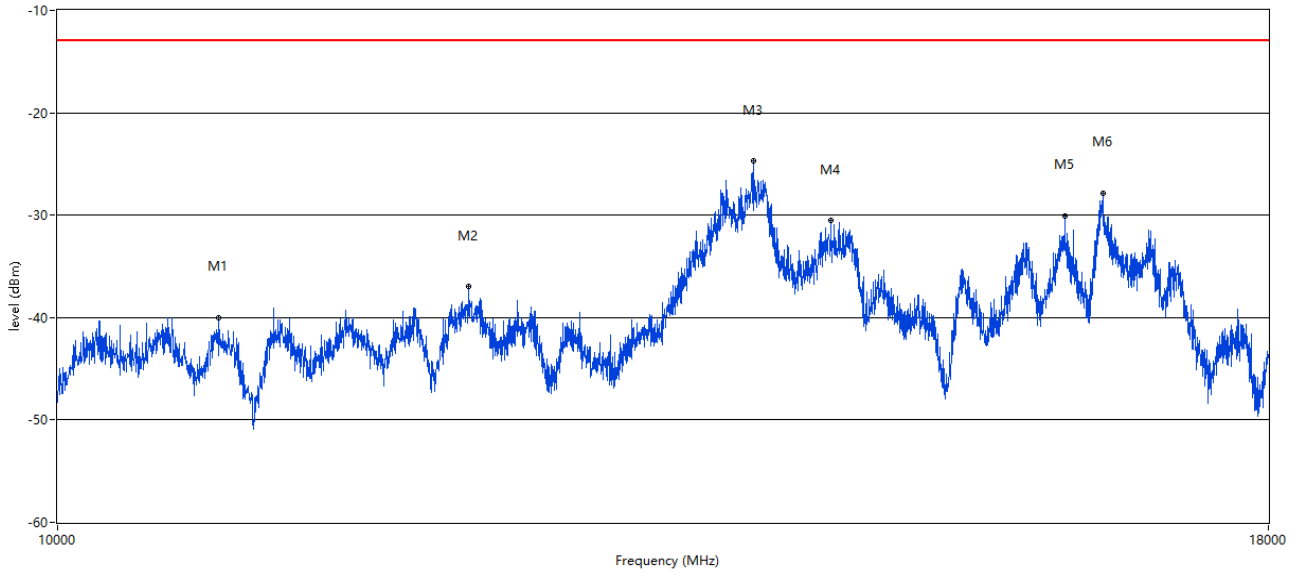
RSE Test case\_CE FCC\_FCC PART22&24&27\_FCC PART 24\_1900\_GSM 1900&WCDMA B2&CDMA BC1&LTE B2&25



Frequency (MHz)	Result (dBm)	Factor (dB)	PK Limit (dBm)	Margin (dB)	Table (o)	ANT	EUT	Verdict
96.913	-64.00	-13.93	-13.0	51.00	221.30	Vertical	Horizontal	Pass
236.558	-58.86	-5.73	-13.0	45.86	26.90	Vertical	Horizontal	Pass
1207.948	-51.81	3.62	-13.0	38.81	73.40	Vertical	Horizontal	Pass
1879.780	-48.26	-0.01	-13.0	35.26	52.90	Vertical	Horizontal	N.A
1960.260	-35.01	0.21	-13.0	22.01	36.10	Vertical	Horizontal	N.A
6723.819	-30.01	26.11	-13.0	17.01	14.00	Vertical	Horizontal	Pass

## RSE-H 1.4wid 10-18GHz MID

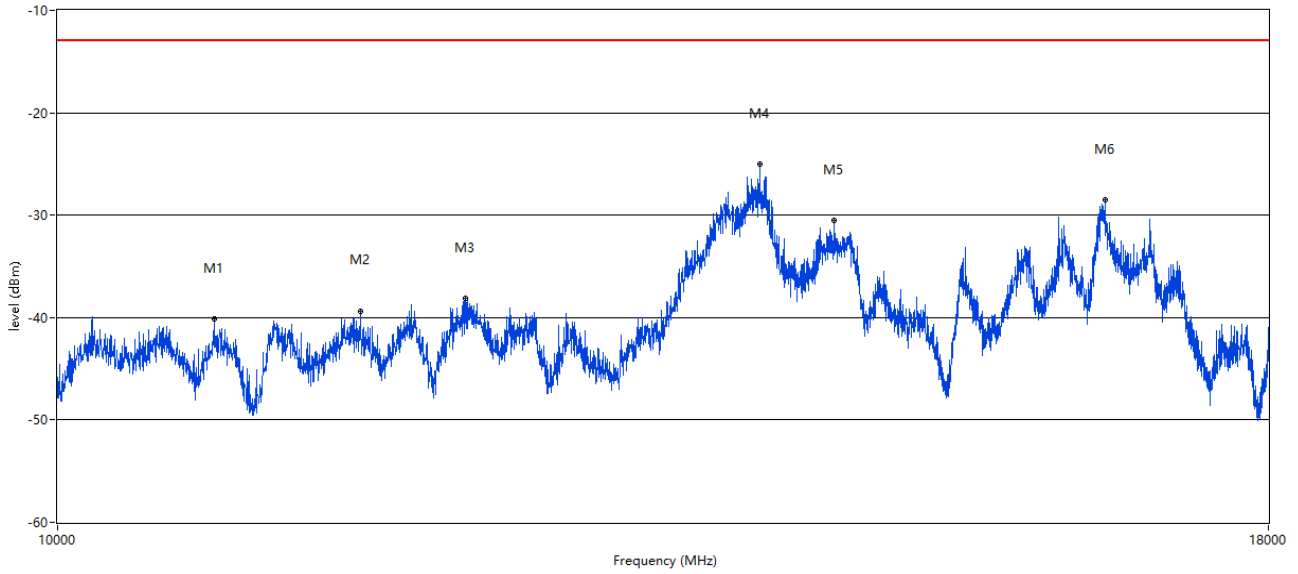
RSE Test case\_CE FCC\_FCC PART22&24&27\_FCC LTE & WCDMA 10-18G



Frequency (MHz)	Result (dBm)	Factor (dB)	PK Limit (dBm)	Margin (dB)	Table (o)	ANT	EUT	Verdict
10815.796	-40.03	19.00	-13.0	27.03	69.00	Horizontal	Horizontal	Pass
12209.448	-36.94	20.65	-13.0	23.94	203.00	Horizontal	Horizontal	Pass
14022.994	-24.72	32.65	-13.0	11.72	348.00	Horizontal	Horizontal	Pass
14558.860	-30.55	27.53	-13.0	17.55	288.00	Horizontal	Horizontal	Pass
16306.423	-30.06	26.88	-13.0	17.06	188.00	Horizontal	Horizontal	Pass
16608.348	-27.83	30.03	-13.0	14.83	234.00	Horizontal	Horizontal	Pass

## RSE-V 1.4wid 10-18GHz MID

RSE Test case\_CE FCC\_FCC PART22&24&27\_FCC LTE & WCDMA 10-18G

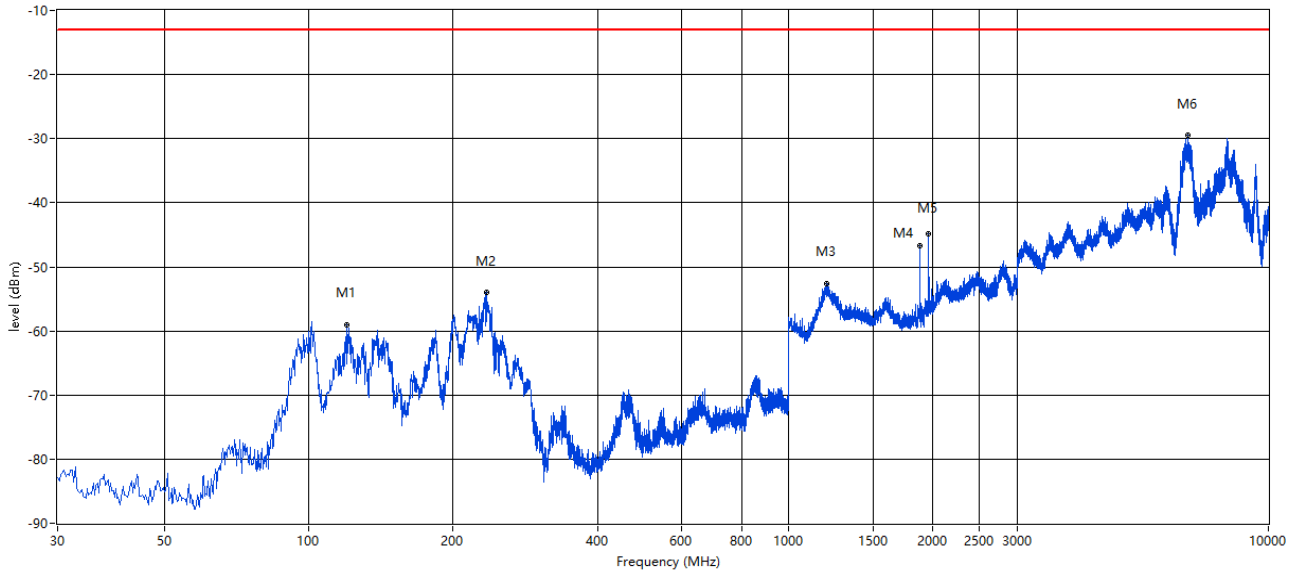


Frequency (MHz)	Result (dBm)	Factor (dB)	PK Limit (dBm)	Margin (dB)	Table (o)	ANT	EUT	Verdict
10789.803	-40.11	18.83	-13.0	27.11	317.00	Vertical	Horizontal	Pass
11581.605	-39.36	18.59	-13.0	26.36	2.00	Vertical	Horizontal	Pass
12189.453	-38.17	20.57	-13.0	25.17	106.00	Vertical	Horizontal	Pass
14060.985	-25.05	32.71	-13.0	12.05	276.00	Vertical	Horizontal	Pass
14576.856	-30.54	27.59	-13.0	17.54	339.00	Vertical	Horizontal	Pass
16628.343	-28.51	29.25	-13.0	15.51	193.00	Vertical	Horizontal	Pass

## 4.2 LTE Band 2 Bandwidth 3MHz, Middle Channel

### RSE-H 3wid 30MHz-10GHz MID

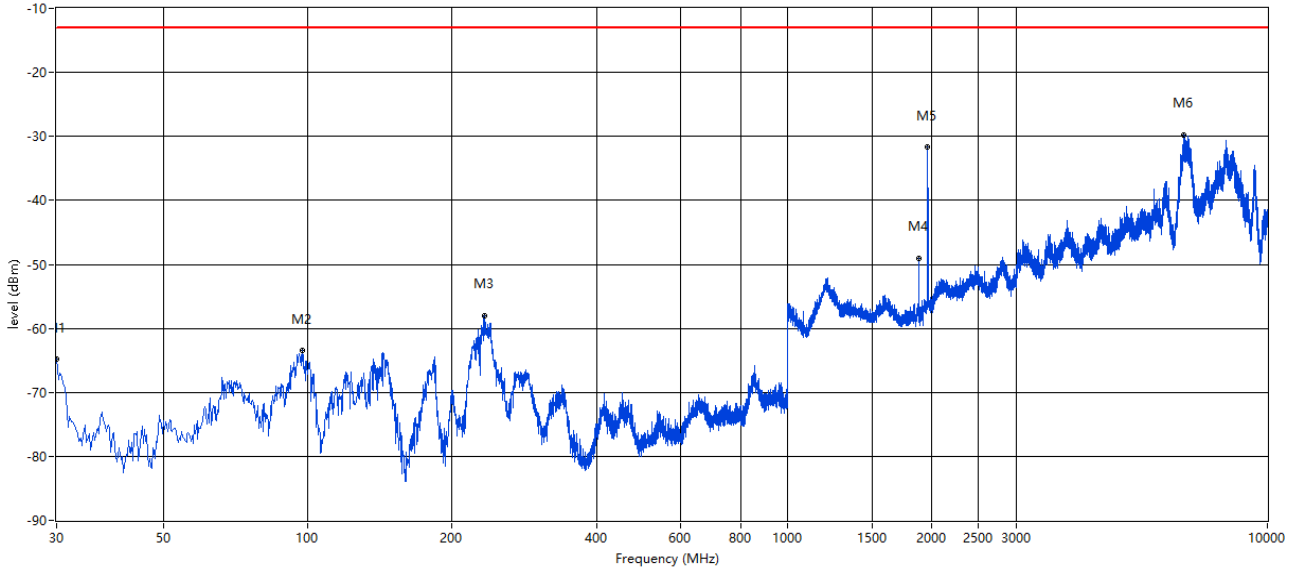
RSE Test case\_CE FCC\_FCC PART22&24&27\_FCC PART 24\_1900\_GSM 1900&WCDMA B2&CDMA BC1&LTE B2&25



Frequency (MHz)	Result (dBm)	Factor (dB)	PK Limit (dBm)	Margin (dB)	Table (o)	ANT	EUT	Verdict
119.945	-59.03	-14.19	-13.0	46.03	52.90	Horizontal	Horizontal	Pass
234.619	-54.00	-6.50	-13.0	41.00	93.40	Horizontal	Horizontal	Pass
1199.950	-52.66	3.99	-13.0	39.66	161.00	Horizontal	Horizontal	Pass
1878.780	-46.69	-0.02	-13.0	33.69	260.50	Horizontal	Horizontal	N.A
1960.260	-44.87	0.21	-13.0	31.87	236.00	Horizontal	Horizontal	N.A
6804.799	-29.50	25.80	-13.0	16.50	0.00	Horizontal	Horizontal	Pass

RSE-V 3wid 30MHz-10GHz MID

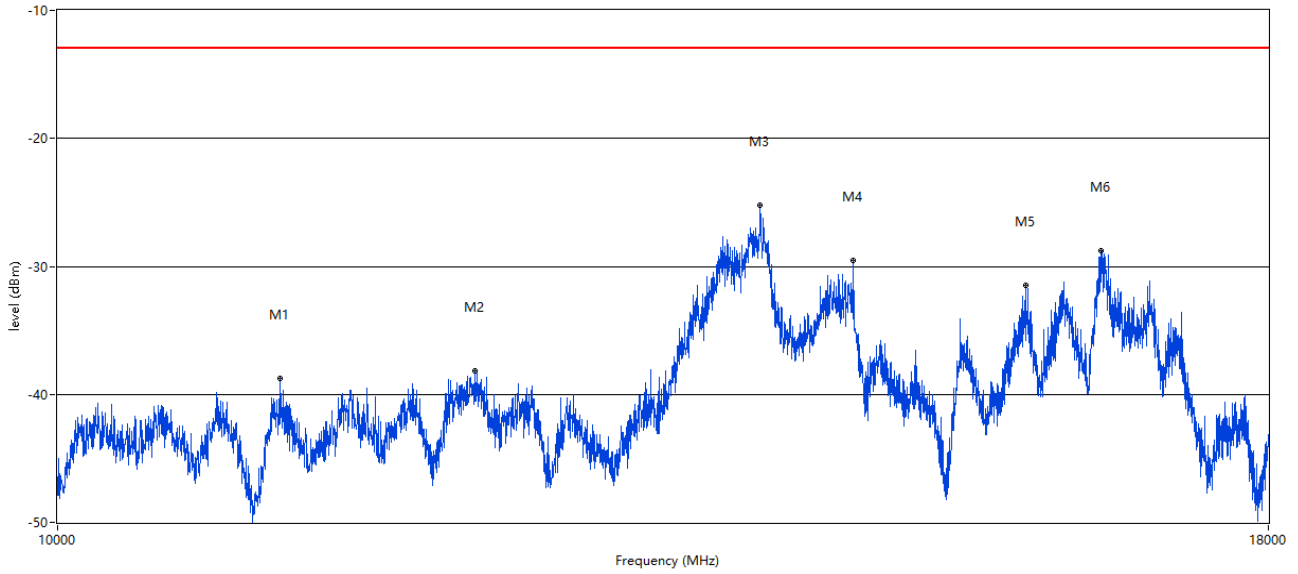
RSE Test case\_CE FCC\_FCC PART22&24&27\_FCC PART 24\_1900\_GSM 1900&WCDMA B2&CDMA BC1&LTE B2&25



Frequency (MHz)	Result (dBm)	Factor (dB)	PK Limit (dBm)	Margin (dB)	Table (o)	ANT	EUT	Verdict
30.000	-64.84	-13.40	-13.0	51.84	172.20	Vertical	Horizontal	Pass
97.641	-63.49	-13.79	-13.0	50.49	189.00	Vertical	Horizontal	Pass
233.892	-57.96	-6.78	-13.0	44.96	32.60	Vertical	Horizontal	Pass
1880.780	-49.01	-0.01	-13.0	36.01	50.20	Vertical	Horizontal	N.A
1959.260	-31.70	0.20	-13.0	18.70	130.60	Vertical	Horizontal	N.A
6693.827	-29.83	25.94	-13.0	16.83	2.00	Vertical	Horizontal	Pass

## RSE-H 3wid 10-18GHz MID

RSE Test case\_CE FCC\_FCC PART22&24&27\_FCC LTE & WCDMA 10-18G



Frequency (MHz)	Result (dBm)	Factor (dB)	PK Limit (dBm)	Margin (dB)	Table (o)	ANT	EUT	Verdict
11139.715	-38.78	18.80	-13.0	25.78	302.00	Horizontal	Horizontal	Pass
12245.439	-38.16	20.45	-13.0	25.16	263.00	Horizontal	Horizontal	Pass
14064.984	-25.24	32.71	-13.0	12.24	139.00	Horizontal	Horizontal	Pass
14716.821	-29.57	27.48	-13.0	16.57	314.00	Horizontal	Horizontal	Pass
15996.501	-31.50	25.05	-13.0	18.50	196.00	Horizontal	Horizontal	Pass
16598.350	-28.80	30.20	-13.0	15.80	6.00	Horizontal	Horizontal	Pass

## RSE-V 3wid 10-18GHz MID

RSE Test case\_CE FCC\_FCC PART22&24&27\_FCC LTE & WCDMA 10-18G

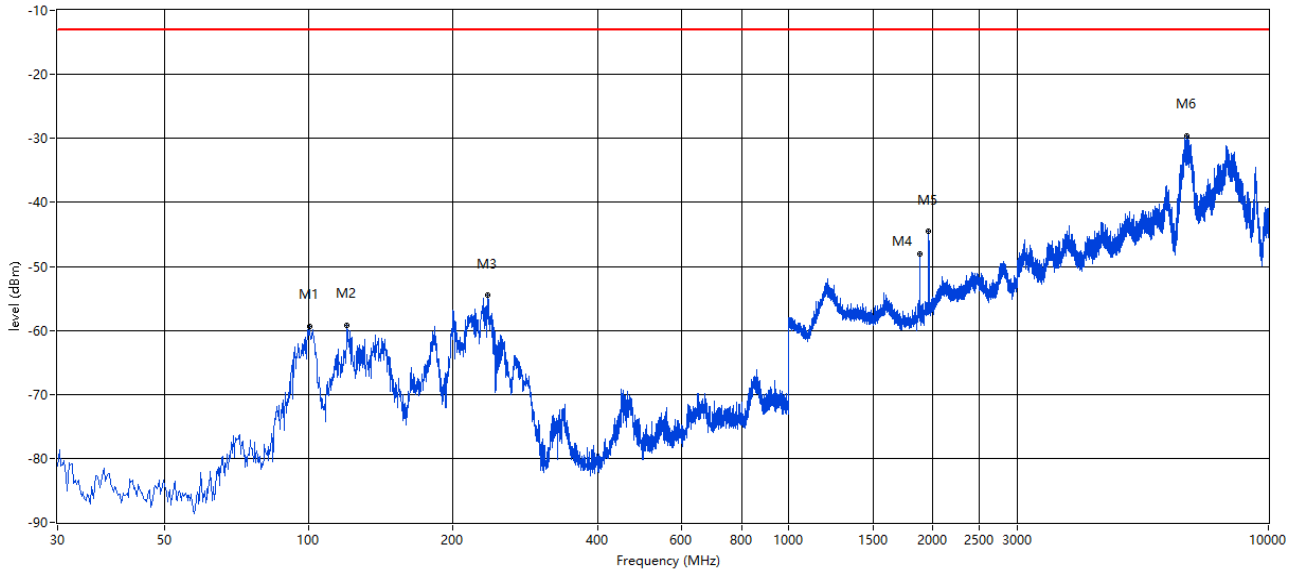


Frequency (MHz)	Result (dBm)	Factor (dB)	PK Limit (dBm)	Margin (dB)	Table (o)	ANT	EUT	Verdict
11123.719	-39.75	19.07	-13.0	26.75	88.00	Vertical	Horizontal	Pass
12183.454	-37.71	20.50	-13.0	24.71	166.00	Vertical	Horizontal	Pass
14056.986	-26.42	32.70	-13.0	13.42	212.00	Vertical	Horizontal	Pass
14700.825	-30.15	28.86	-13.0	17.15	275.00	Vertical	Horizontal	Pass
15974.506	-32.68	24.43	-13.0	19.68	283.00	Vertical	Horizontal	Pass
16600.350	-27.94	30.35	-13.0	14.94	286.00	Vertical	Horizontal	Pass

### 4.3 LTE Band 2 Bandwidth 5MHz, Middle Channel

#### RSE-H 5wid 30MHz-10GHz MID

RSE Test case\_CE FCC\_FCC PART22&24&27\_FCC PART 24\_1900\_GSM 1900&WCDMA B2&CDMA BC1&LTE B2&25

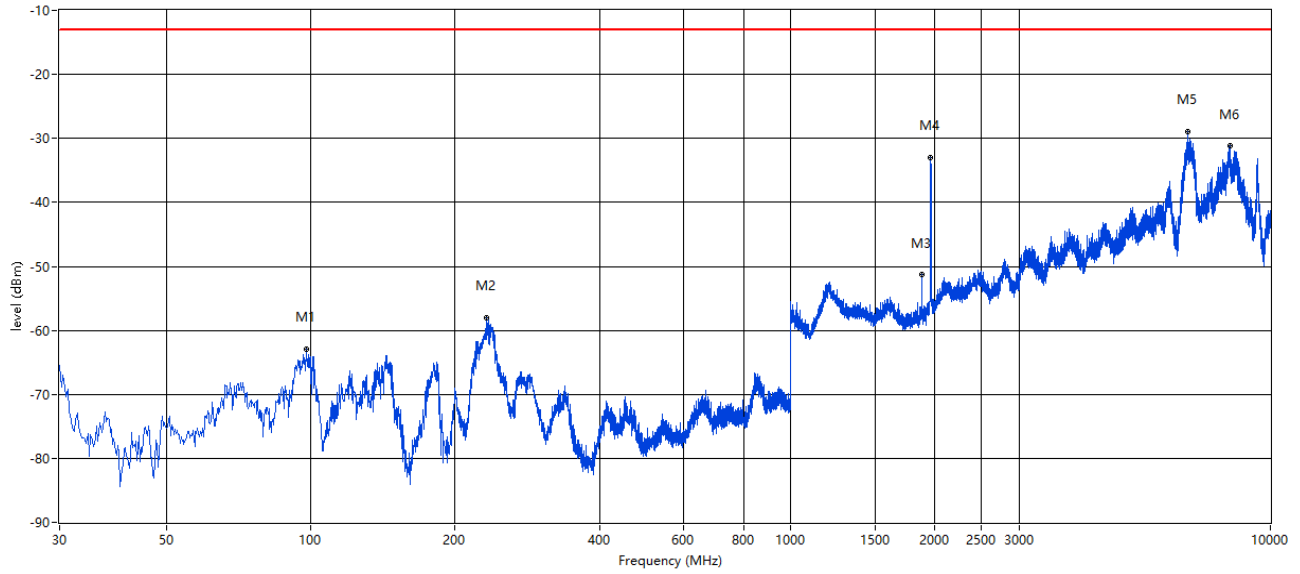


Frequency (MHz)	Result (dBm)	Factor (dB)	PK Limit (dBm)	Margin (dB)	Table (o)	ANT	EUT	Verdict
100.550	-59.30	-13.42	-13.0	46.30	208.10	Horizontal	Horizontal	Pass
120.430	-59.18	-14.42	-13.0	46.18	65.70	Horizontal	Horizontal	Pass
236.558	-54.55	-5.73	-13.0	41.55	75.40	Horizontal	Horizontal	Pass
1879.280	-48.06	-0.02	-13.0	35.06	356.20	Horizontal	Horizontal	N.A
1958.760	-44.55	0.20	-13.0	31.55	56.40	Horizontal	Horizontal	N.A
6755.811	-29.58	26.01	-13.0	16.58	0.00	Horizontal	Horizontal	Pass



## RSE-V 5wid 30MHz-10GHz MID

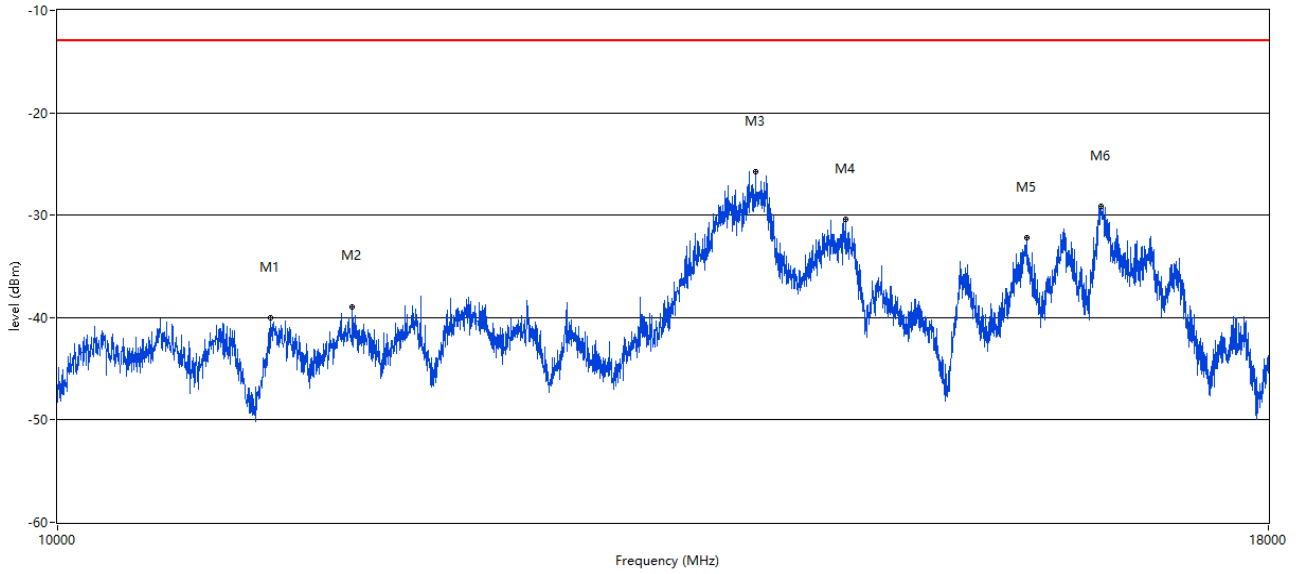
RSE Test case\_CE FCC\_FCC PART22&24&27\_FCC PART 24\_1900\_GSM 1900&WCDMA B2&CDMA BC1&LTE B2&25



Frequency (MHz)	Result (dBm)	Factor (dB)	PK Limit (dBm)	Margin (dB)	Table (o)	ANT	EUT	Verdict
97.883	-62.89	-13.74	-13.0	49.89	159.90	Vertical	Horizontal	Pass
232.679	-58.01	-7.26	-13.0	45.01	61.50	Vertical	Horizontal	Pass
1878.780	-51.34	-0.02	-13.0	38.34	54.80	Vertical	Horizontal	N.A
1959.260	-32.99	0.20	-13.0	19.99	328.00	Vertical	Horizontal	N.A
6720.820	-28.94	26.12	-13.0	15.94	10.00	Vertical	Horizontal	Pass
8231.442	-31.20	27.37	-13.0	18.20	6.00	Vertical	Horizontal	Pass

## RSE-H 5wid 10-18GHz MID

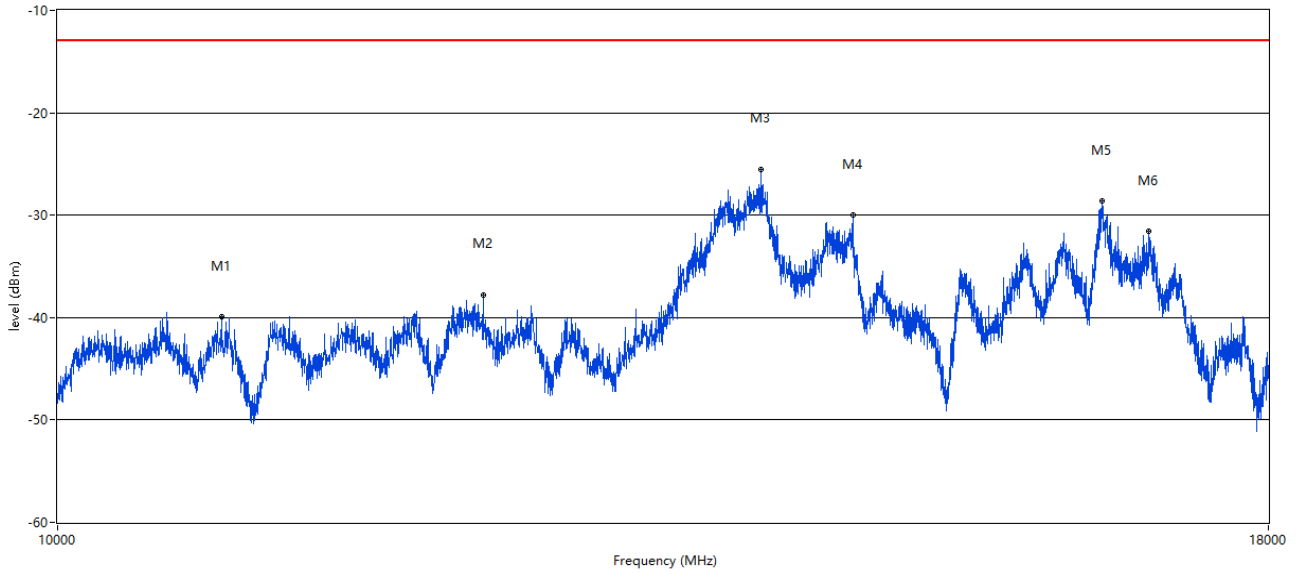
RSE Test case\_CE FCC\_FCC PART22&24&27\_FCC LTE & WCDMA 10-18G



Frequency (MHz)	Result (dBm)	Factor (dB)	PK Limit (dBm)	Margin (dB)	Table (o)	ANT	EUT	Verdict
11091.727	-40.02	18.85	-13.0	27.02	249.00	Horizontal	Horizontal	Pass
11539.615	-38.94	19.42	-13.0	25.94	284.00	Horizontal	Horizontal	Pass
14034.991	-25.74	32.67	-13.0	12.74	37.00	Horizontal	Horizontal	Pass
14658.835	-30.39	28.41	-13.0	17.39	211.00	Horizontal	Horizontal	Pass
16012.497	-32.19	24.48	-13.0	19.19	77.00	Horizontal	Horizontal	Pass
16592.352	-29.17	29.64	-13.0	16.17	124.00	Horizontal	Horizontal	Pass

## RSE-V 5wid 10-18GHz MID

RSE Test case\_CE FCC\_FCC PART22&24&27\_FCC LTE & WCDMA 10-18G

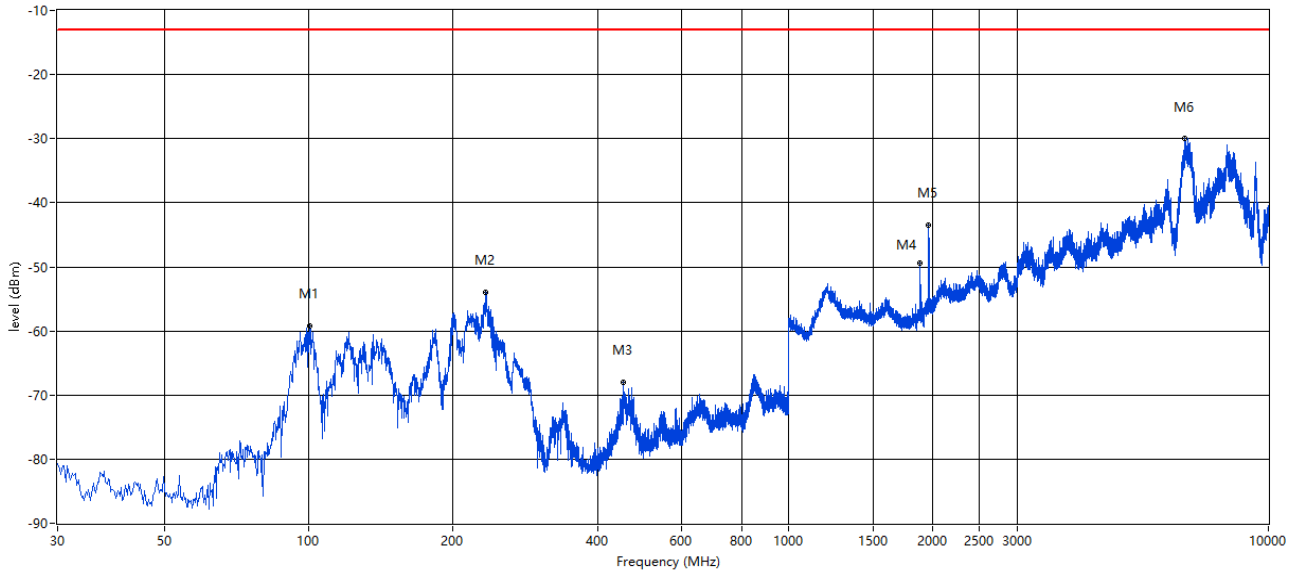


Frequency (MHz)	Result (dBm)	Factor (dB)	PK Limit (dBm)	Margin (dB)	Table (o)	ANT	EUT	Verdict
10827.793	-39.90	18.84	-13.0	26.90	76.00	Vertical	Horizontal	Pass
12293.427	-37.75	20.18	-13.0	24.75	56.00	Vertical	Horizontal	Pass
14068.983	-25.57	32.72	-13.0	12.57	24.00	Vertical	Horizontal	Pass
14710.822	-29.99	27.99	-13.0	16.99	324.00	Vertical	Horizontal	Pass
16602.349	-28.61	30.27	-13.0	15.61	82.00	Vertical	Horizontal	Pass
16984.254	-31.60	26.90	-13.0	18.60	199.00	Vertical	Horizontal	Pass

## 4.4 LTE Band 2 Bandwidth 10MHz, Middle Channel

### RSE-H 10wid 30MHz-10GHz MID

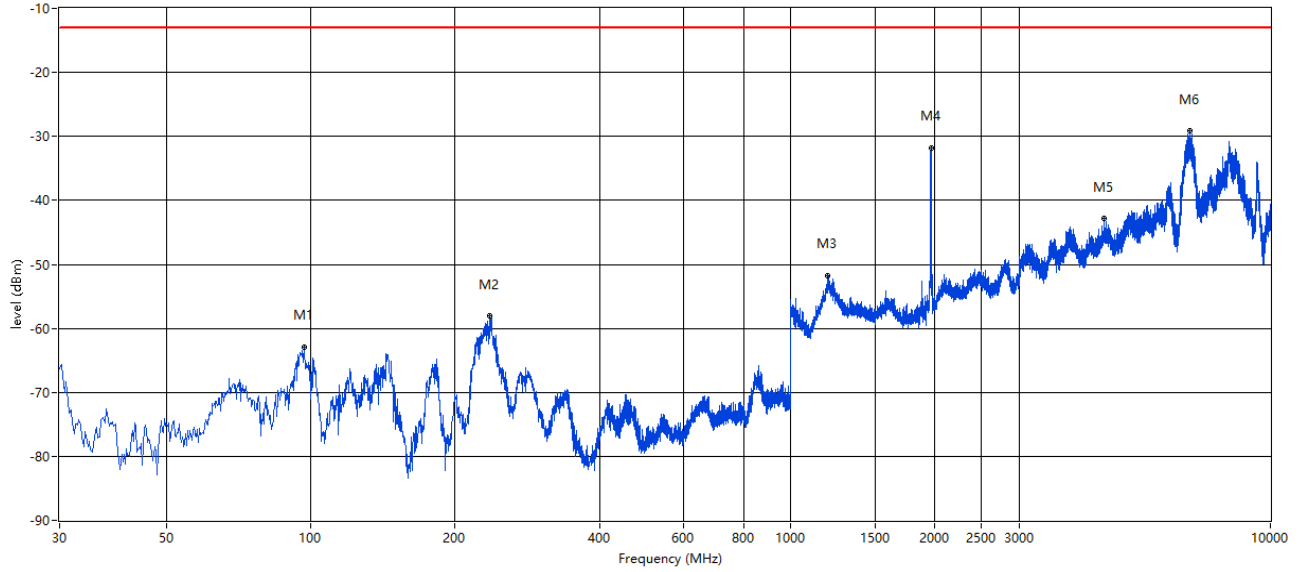
RSE Test case\_CE FCC\_FCC PART22&24&27\_FCC PART 24\_1900\_GSM 1900&WCDMA B2&CDMA BC1&LTE B2&25



Frequency (MHz)	Result (dBm)	Factor (dB)	PK Limit (dBm)	Margin (dB)	Table (o)	ANT	EUT	Verdict
100.792	-59.18	-13.45	-13.0	46.18	193.90	Horizontal	Horizontal	Pass
233.407	-53.93	-6.97	-13.0	40.93	85.10	Horizontal	Horizontal	Pass
451.845	-67.98	-4.25	-13.0	54.98	83.10	Horizontal	Horizontal	Pass
1879.280	-49.36	-0.02	-13.0	36.36	266.40	Horizontal	Horizontal	N.A
1956.761	-43.49	0.20	-13.0	30.49	33.20	Horizontal	Horizontal	N.A
6699.825	-30.03	26.18	-13.0	17.03	2.00	Horizontal	Horizontal	Pass

## RSE-V 10wid 30MHz-10GHz MID

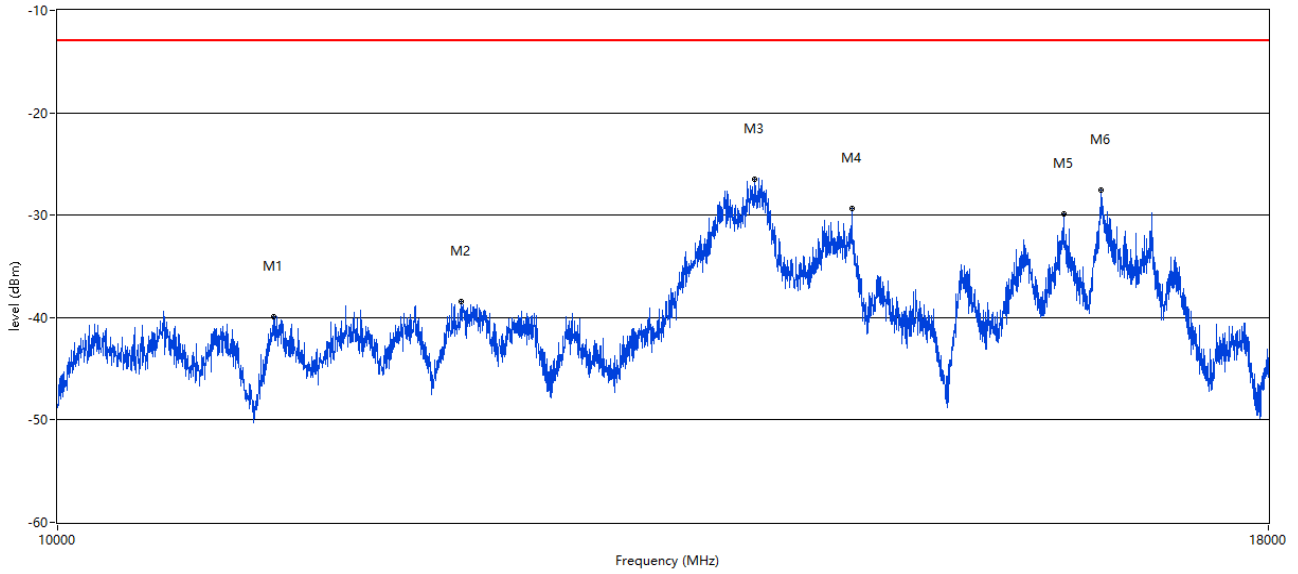
RSE Test case\_CE FCC\_FCC PART22&24&27\_FCC PART 24\_1900\_GSM 1900&WCDMA B2&CDMA BC1&LTE B2&25



Frequency (MHz)	Result (dBm)	Factor (dB)	PK Limit (dBm)	Margin (dB)	Table (o)	ANT	EUT	Verdict
96.913	-62.86	-13.93	-13.0	49.86	175.00	Vertical	Horizontal	Pass
236.073	-58.08	-5.92	-13.0	45.08	6.60	Vertical	Horizontal	Pass
1196.951	-51.77	3.79	-13.0	38.77	131.80	Vertical	Horizontal	Pass
1962.759	-31.77	0.29	-13.0	18.77	354.20	Vertical	Horizontal	N.A
4497.376	-42.83	13.50	-13.0	29.83	24.00	Vertical	Horizontal	Pass
6794.801	-29.03	25.89	-13.0	16.03	17.00	Vertical	Horizontal	Pass

## RSE-H 10wid 10-18GHz MID

RSE Test case\_CE FCC\_FCC PART22&24&27\_FCC LTE & WCDMA 10-18G



Frequency (MHz)	Result (dBm)	Factor (dB)	PK Limit (dBm)	Margin (dB)	Table (o)	ANT	EUT	Verdict
11105.724	-39.92	19.38	-13.0	26.92	247.00	Horizontal	Horizontal	Pass
12163.459	-38.42	20.25	-13.0	25.42	226.00	Horizontal	Horizontal	Pass
14028.993	-26.52	32.66	-13.0	13.52	36.00	Horizontal	Horizontal	Pass
14702.824	-29.40	28.69	-13.0	16.40	103.00	Horizontal	Horizontal	Pass
16298.425	-29.92	27.08	-13.0	16.92	109.00	Horizontal	Horizontal	Pass
16592.352	-27.56	29.64	-13.0	14.56	107.00	Horizontal	Horizontal	Pass

## RSE-V 10wid 10-18GHz MID

RSE Test case\_CE FCC\_FCC PART22&24&27\_FCC LTE & WCDMA 10-18G

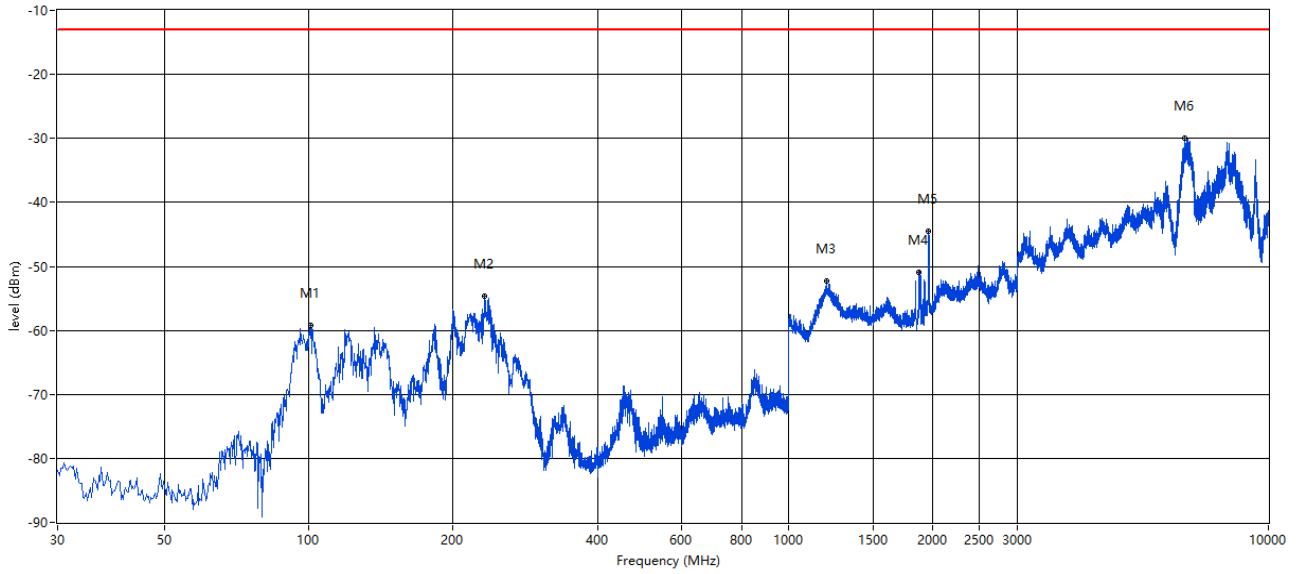


Frequency (MHz)	Result (dBm)	Factor (dB)	PK Limit (dBm)	Margin (dB)	Table (o)	ANT	EUT	Verdict
11193.702	-38.95	17.87	-13.0	25.95	252.00	Vertical	Horizontal	Pass
11515.621	-39.20	19.90	-13.0	26.20	140.00	Vertical	Horizontal	Pass
12177.456	-37.83	20.42	-13.0	24.83	128.00	Vertical	Horizontal	Pass
14014.996	-25.61	32.64	-13.0	12.61	142.00	Vertical	Horizontal	Pass
16286.428	-29.90	26.53	-13.0	16.90	320.00	Vertical	Horizontal	Pass
16596.351	-27.88	30.02	-13.0	14.88	47.00	Vertical	Horizontal	Pass

## 4.5 LTE Band 2 Bandwidth 15MHz, Middle Channel

### RSE-H 15wid 30MHz-10GHz MID

RSE Test case\_CE FCC\_FCC PART22&24&27\_FCC PART 24\_1900\_GSM 1900&WCDMA B2&CDMA BC1&LTE B2&25

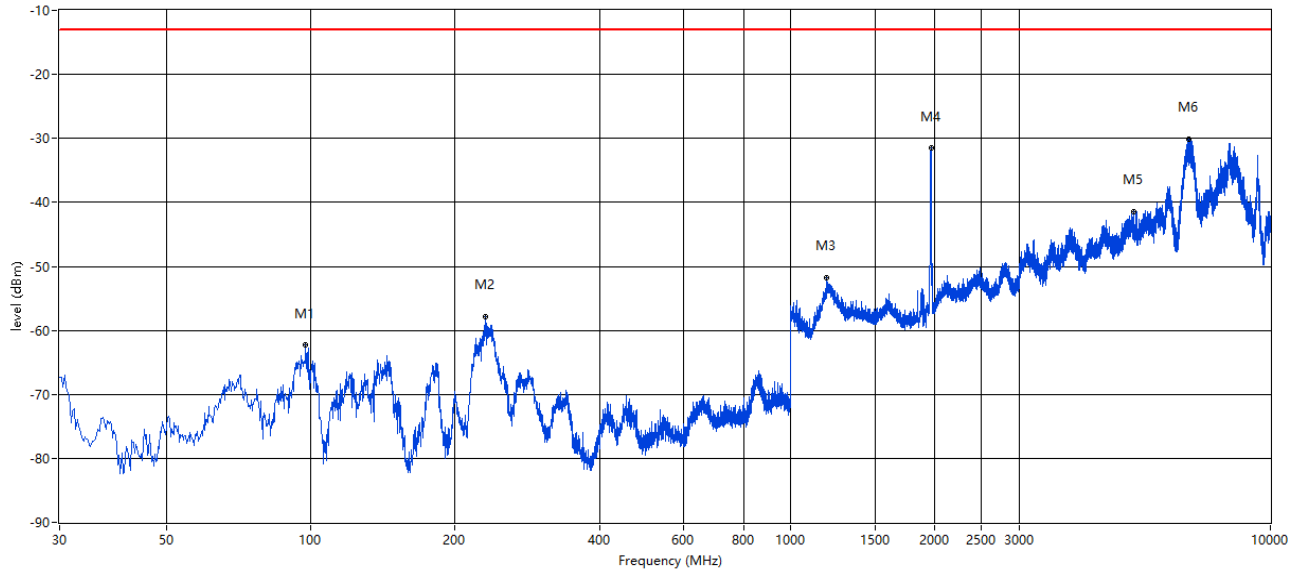


Frequency (MHz)	Result (dBm)	Factor (dB)	PK Limit (dBm)	Margin (dB)	Table (o)	ANT	EUT	Verdict
101.035	-59.20	-13.49	-13.0	46.20	215.70	Horizontal	Horizontal	Pass
232.437	-54.70	-7.36	-13.0	41.70	77.60	Horizontal	Horizontal	Pass
1202.949	-52.25	3.85	-13.0	39.25	293.80	Horizontal	Horizontal	Pass
1883.282	-50.87	-0.04	-13.0	37.87	354.10	Horizontal	Horizontal	N.A
1968.261	-44.51	0.20	-13.0	31.51	157.30	Horizontal	Horizontal	N.A
6703.824	-29.93	26.17	-13.0	16.93	2.00	Horizontal	Horizontal	Pass



## RSE-V 15wid 30MHz-10GHz MID

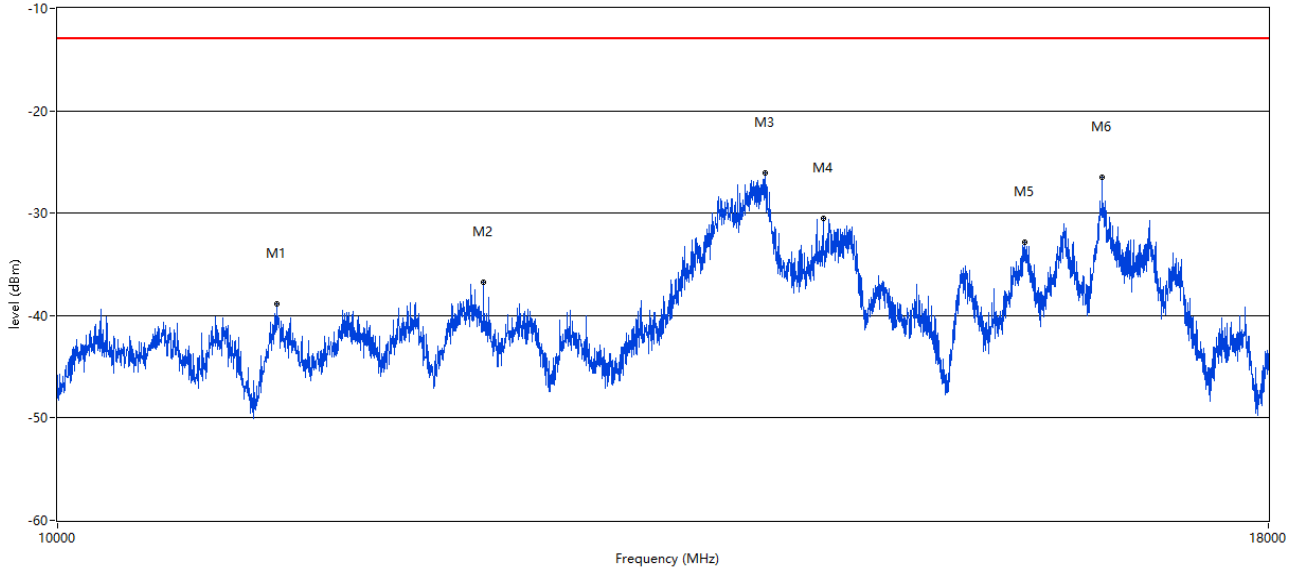
RSE Test case\_CE FCC\_FCC PART22&24&27\_FCC PART 24\_1900\_GSM 1900&WCDMA B2&CDMA BC1&LTE B2&25



Frequency (MHz)	Result (dBm)	Factor (dB)	PK Limit (dBm)	Margin (dB)	Table (o)	ANT	EUT	Verdict
97.641	-62.34	-13.79	-13.0	49.34	230.00	Vertical	Horizontal	Pass
231.710	-57.84	-7.64	-13.0	44.84	25.30	Vertical	Horizontal	Pass
1190.452	-51.70	3.37	-13.0	38.70	150.40	Vertical	Horizontal	Pass
1962.759	-31.56	0.36	-13.0	18.56	165.40	Vertical	Horizontal	N.A
5193.952	-41.37	14.44	-13.0	28.37	8.00	Vertical	Horizontal	Pass
6759.810	-30.04	26.00	-13.0	17.04	2.00	Vertical	Horizontal	Pass

## RSE-H 15wid 10-18GHz MID

RSE Test case\_CE FCC\_FCC PART2&24&27\_FCC LTE & WCDMA 10-18G



Frequency (MHz)	Result (dBm)	Factor (dB)	PK Limit (dBm)	Margin (dB)	Table (o)	ANT	EUT	Verdict
11123.719	-38.88	19.07	-13.0	25.88	319.00	Horizontal	Horizontal	Pass
12297.426	-36.79	20.15	-13.0	23.79	102.00	Horizontal	Horizontal	Pass
14096.976	-26.08	32.76	-13.0	13.08	40.00	Horizontal	Horizontal	Pass
14502.874	-30.56	27.35	-13.0	17.56	97.00	Horizontal	Horizontal	Pass
15990.502	-32.84	24.88	-13.0	19.84	89.00	Horizontal	Horizontal	Pass
16602.349	-26.51	30.27	-13.0	13.51	339.00	Horizontal	Horizontal	Pass

## RSE-V 15wid 10-18GHz MID

RSE Test case\_CE FCC\_FCC PART22&24&27\_FCC LTE & WCDMA 10-18G

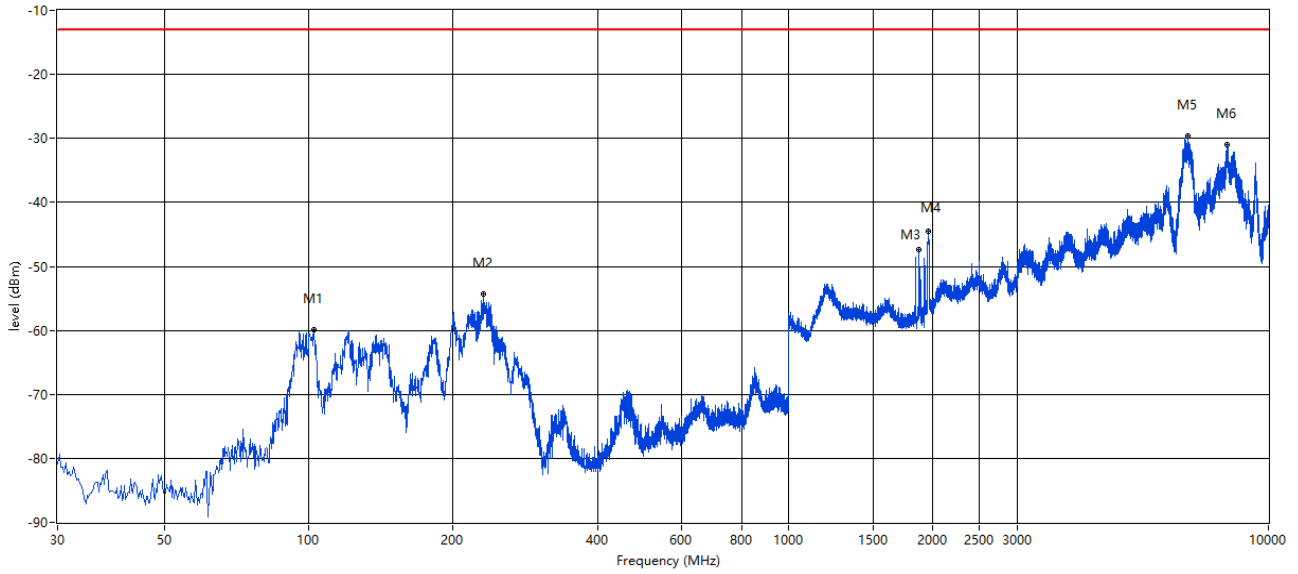


Frequency (MHz)	Result (dBm)	Factor (dB)	PK Limit (dBm)	Margin (dB)	Table (o)	ANT	EUT	Verdict
11101.725	-39.64	19.45	-13.0	26.64	253.00	Vertical	Horizontal	Pass
11483.629	-39.31	19.78	-13.0	26.31	91.00	Vertical	Horizontal	Pass
12197.451	-37.84	20.67	-13.0	24.84	190.00	Vertical	Horizontal	Pass
14050.987	-26.36	32.69	-13.0	13.36	190.00	Vertical	Horizontal	Pass
14608.848	-30.50	27.78	-13.0	17.50	348.00	Vertical	Horizontal	Pass
16590.352	-28.13	29.45	-13.0	15.13	236.00	Vertical	Horizontal	Pass

## 4.6 LTE Band 2 Bandwidth 20MHz, Middle Channel

### RSE-H 20wid 30MHz-10GHz MID

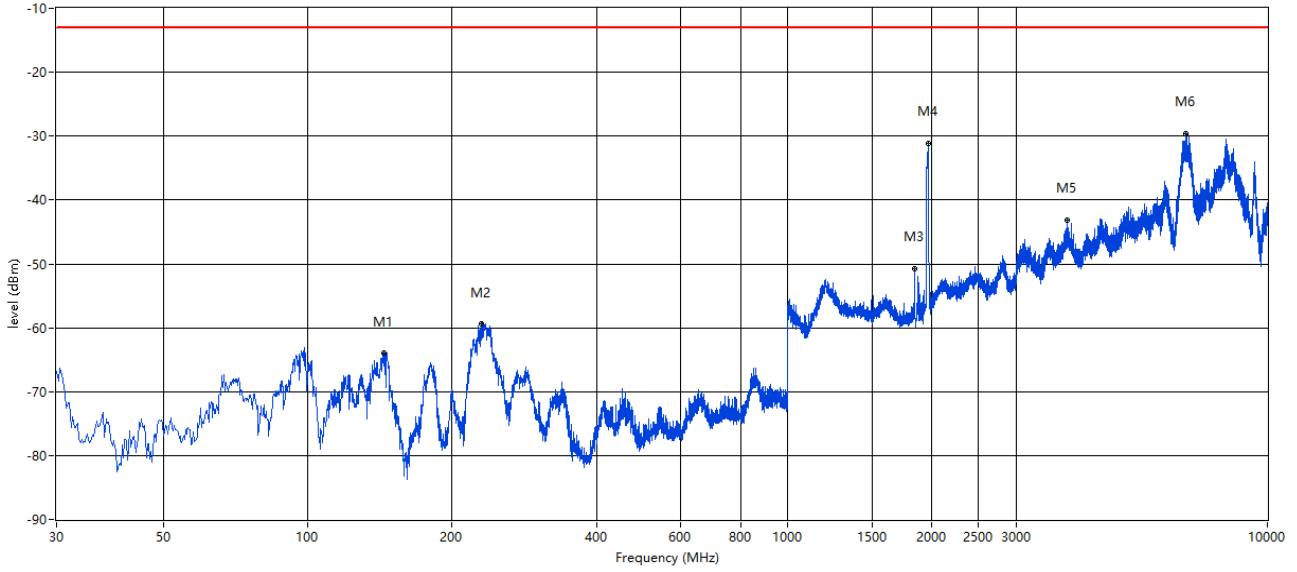
RSE Test case\_CE FCC\_FCC PART22&24&27\_FCC PART 24\_1900\_GSM 1900&WCDMA B2&CDMA BC1&LTE B2&25



Frequency (MHz)	Result (dBm)	Factor (dB)	PK Limit (dBm)	Margin (dB)	Table (o)	ANT	EUT	Verdict
102.489	-59.91	-13.69	-13.0	46.91	188.00	Horizontal	Horizontal	Pass
231.467	-54.33	-7.74	-13.0	41.33	79.90	Horizontal	Horizontal	Pass
1871.282	-47.31	-0.05	-13.0	34.31	356.20	Horizontal	Horizontal	N.A
1962.261	-44.47	0.20	-13.0	31.47	24.10	Horizontal	Horizontal	N.A
6812.797	-29.56	25.69	-13.0	16.56	3.00	Horizontal	Horizontal	Pass
8208.448	-31.01	27.93	-13.0	18.01	0.00	Horizontal	Horizontal	Pass

## RSE-V 20wid 30MHz-10GHz MID

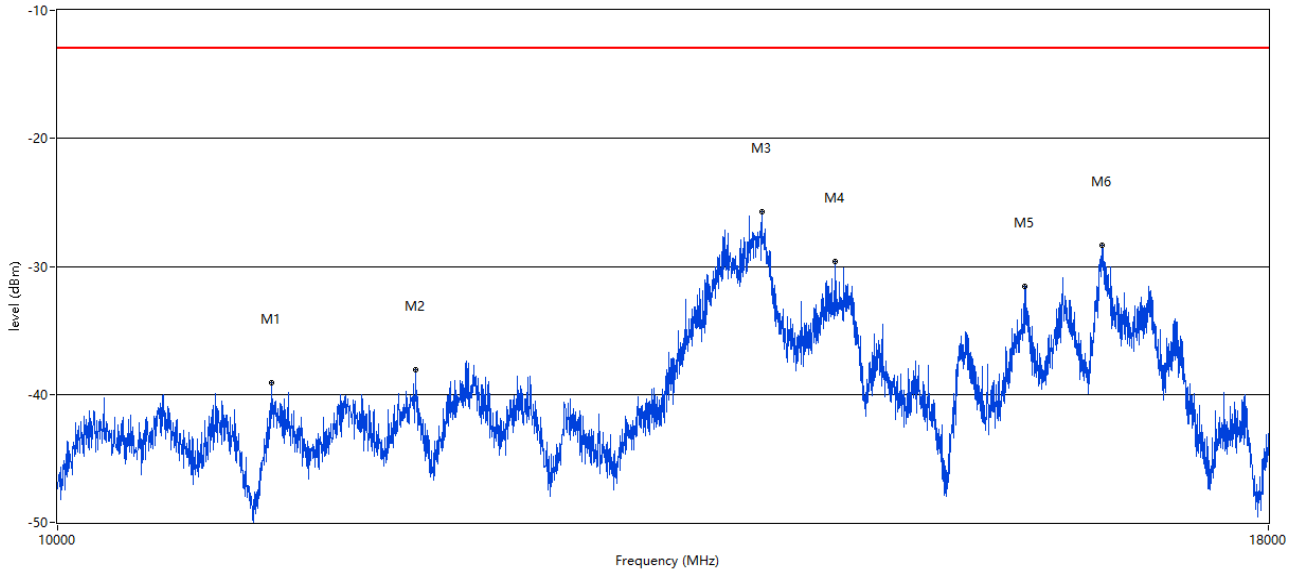
RSE Test case\_CE FCC\_FCC PART22&24&27\_FCC PART 24\_1900\_GSM 1900&WCDMA B2&CDMA BC1&LTE B2&25



Frequency (MHz)	Result (dBm)	Factor (dB)	PK Limit (dBm)	Margin (dB)	Table (o)	ANT	EUT	Verdict
144.431	-63.91	-17.14	-13.0	50.91	183.00	Vertical	Horizontal	Pass
230.740	-59.46	-8.03	-13.0	46.46	10.10	Vertical	Horizontal	Pass
1841.290	-50.74	-0.20	-13.0	37.74	47.10	Vertical	Horizontal	Pass
1962.259	-31.14	0.34	-13.0	18.14	7.20	Vertical	Horizontal	N.A
3821.045	-43.20	12.00	-13.0	30.20	42.00	Vertical	Horizontal	Pass
6766.808	-29.62	25.97	-13.0	16.62	2.00	Vertical	Horizontal	Pass

## RSE-H 20wid 10-18GHz MID

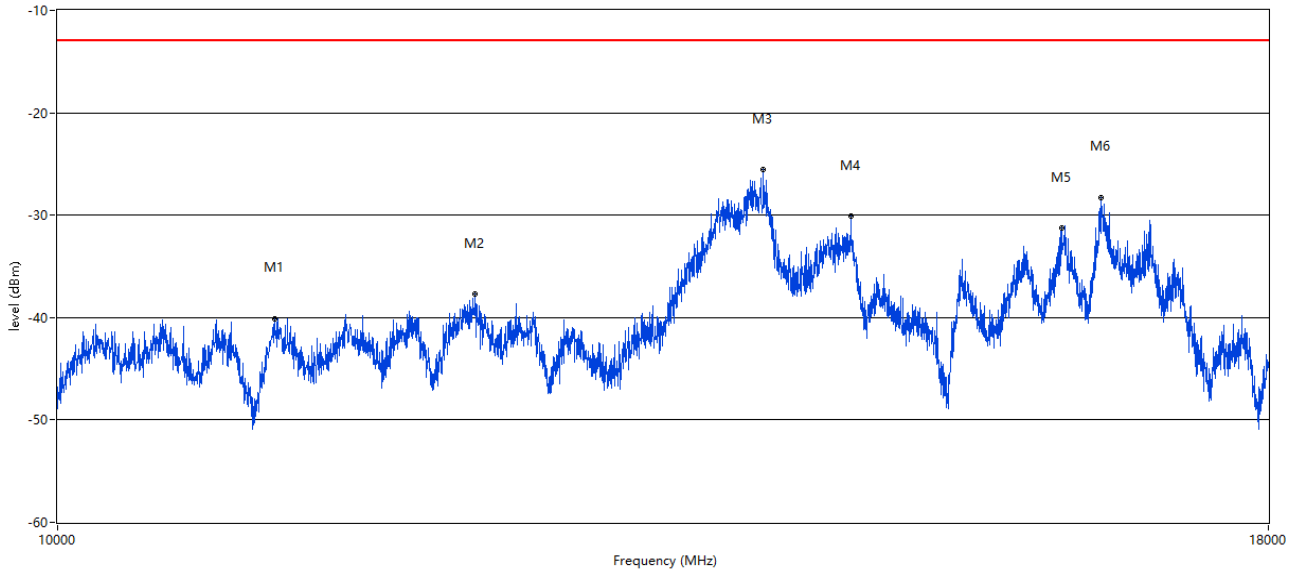
RSE Test case\_CE FCC\_FCC PART22&24&27\_FCC LTE & WCDMA 10-18G



Frequency (MHz)	Result (dBm)	Factor (dB)	PK Limit (dBm)	Margin (dB)	Table (o)	ANT	EUT	Verdict
11095.726	-39.10	19.15	-13.0	26.10	196.00	Horizontal	Horizontal	Pass
11899.525	-38.08	19.95	-13.0	25.08	261.00	Horizontal	Horizontal	Pass
14074.981	-25.74	32.73	-13.0	12.74	78.00	Horizontal	Horizontal	Pass
14588.853	-29.59	27.63	-13.0	16.59	188.00	Horizontal	Horizontal	Pass
15988.503	-31.56	24.82	-13.0	18.56	53.00	Horizontal	Horizontal	Pass
16604.349	-28.37	30.19	-13.0	15.37	230.00	Horizontal	Horizontal	Pass

## RSE-V 20wid 10-18GHz MID

RSE Test case\_CE FCC\_FCC PART22&24&27\_FCC LTE & WCDMA 10-18G



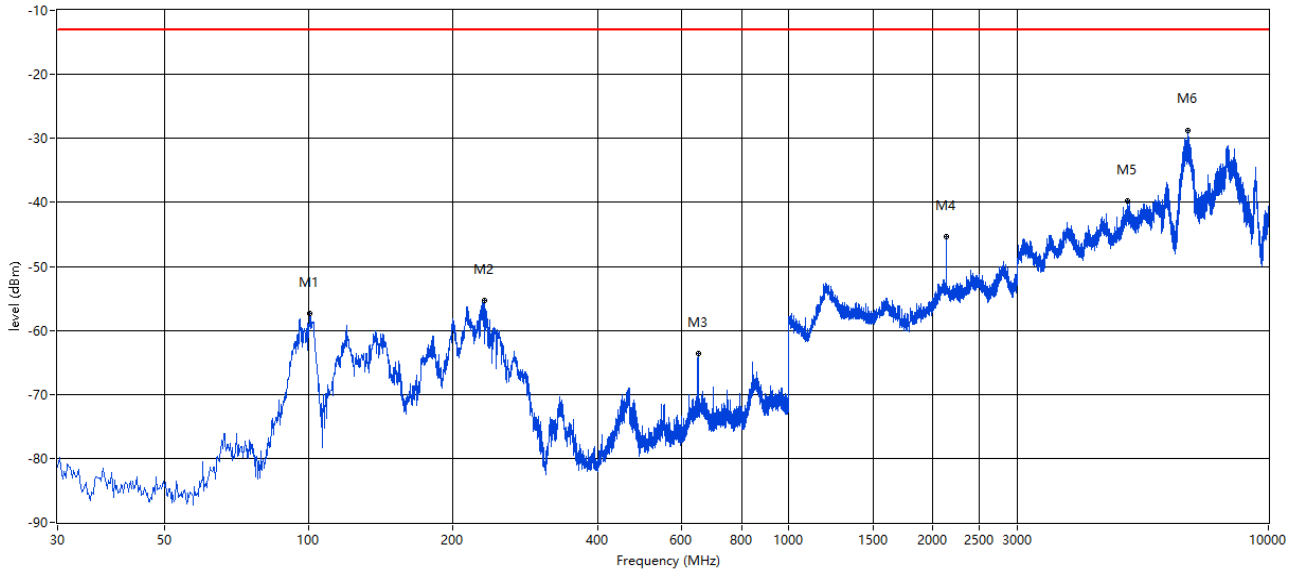
Frequency (MHz)	Result (dBm)	Factor (dB)	PK Limit (dBm)	Margin (dB)	Table (o)	ANT	EUT	Verdict
11109.723	-40.12	19.31	-13.0	27.12	326.00	Vertical	Horizontal	Pass
12247.438	-37.74	20.43	-13.0	24.74	111.00	Vertical	Horizontal	Pass
14084.979	-25.54	32.74	-13.0	12.54	21.00	Vertical	Horizontal	Pass
14698.825	-30.09	28.92	-13.0	17.09	289.00	Vertical	Horizontal	Pass
16278.430	-31.26	26.16	-13.0	18.26	345.00	Vertical	Horizontal	Pass
16592.352	-28.24	29.64	-13.0	15.24	62.00	Vertical	Horizontal	Pass

## 5 LTE Band 4

### 5.1 LTE Band 4 Bandwidth 1.4MHz, Middle Channel

#### RSE-H 1.4wid 30MHz-10GHz MID

RSE Test case\_CCE FCC\_PART22&24&27\_FCC PART 27\_1700\_WCDMA B4&LTE B4

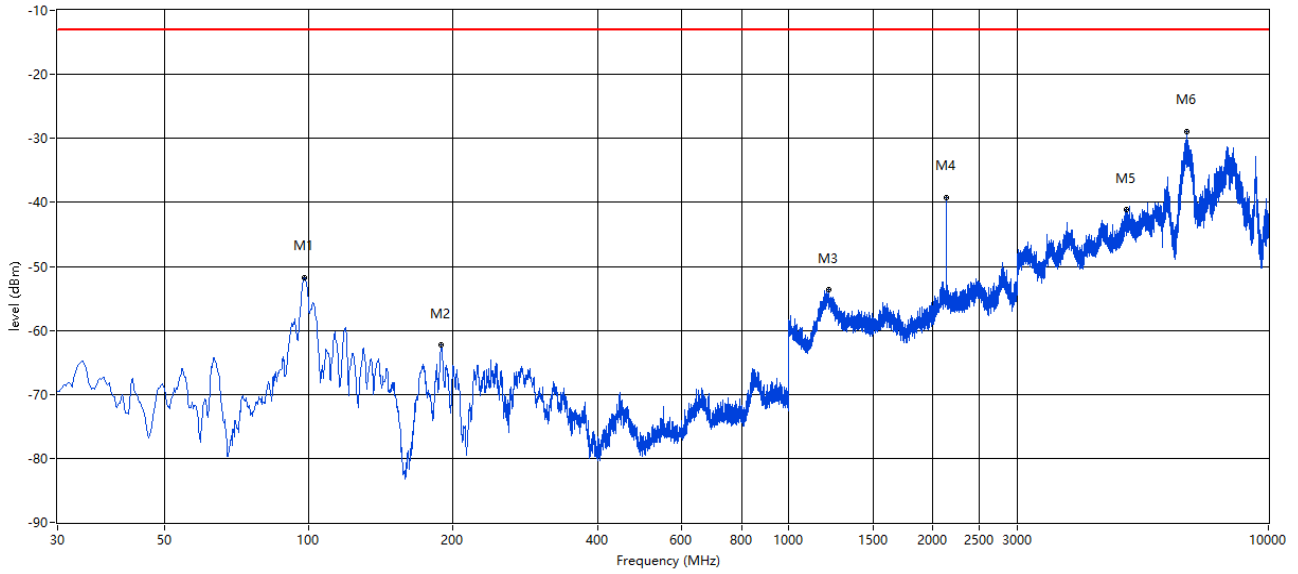


Frequency (MHz)	Result (dBm)	Factor (dB)	PK Limit (dBm)	Margin (dB)	Table (o)	ANT	EUT	Verdict
100.792	-57.39	-13.46	-13.0	44.39	201.10	Horizontal	Horizontal	Pass
233.164	-55.41	-7.07	-13.0	42.41	87.80	Horizontal	Horizontal	Pass
647.978	-63.63	-1.42	-13.0	50.63	356.90	Horizontal	Horizontal	Pass
2132.217	-45.38	3.49	-13.0	32.38	75.30	Horizontal	Horizontal	N.A
5090.477	-39.71	15.67	-13.0	26.71	196.80	Horizontal	Horizontal	Pass
6789.803	-28.72	25.90	-13.0	15.72	2.00	Horizontal	Horizontal	Pass



## RSE-V 1.4wid 30MHz-10GHz MID

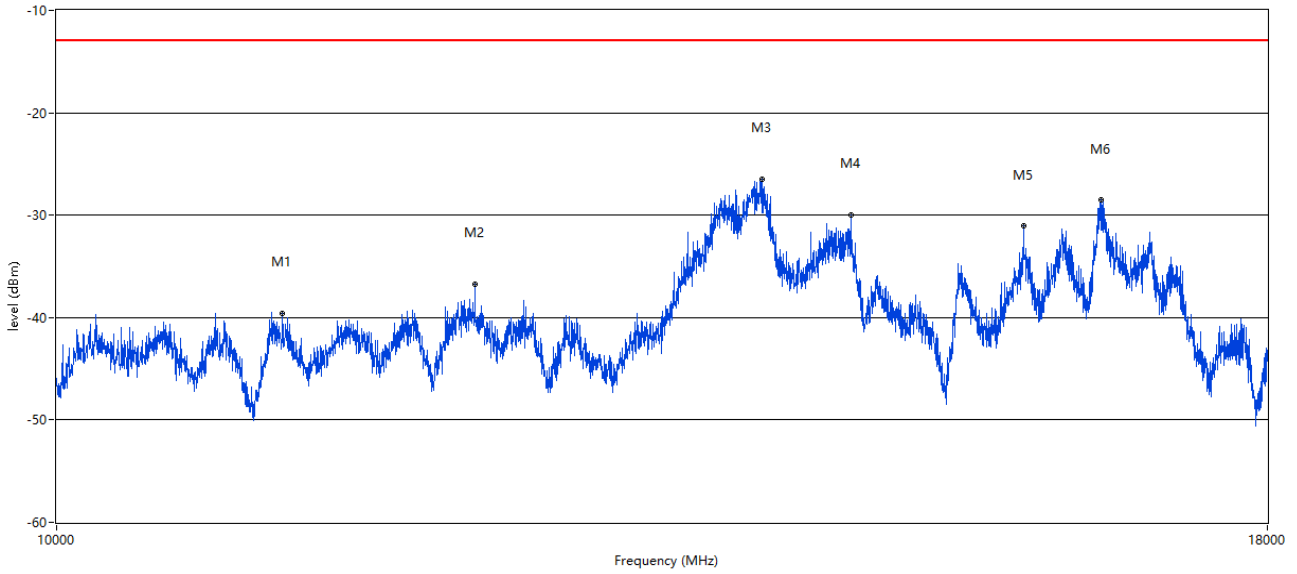
RSE Test case\_CE FCC\_FCC PART22&24&27\_FCC PART 27\_1700\_WCDMA B4&LTE B4



Frequency (MHz)	Result (dBm)	Factor (dB)	PK Limit (dBm)	Margin (dB)	Table (o)	ANT	EUT	Verdict
97.883	-51.77	-13.75	-13.0	38.77	261.10	Vertical	Horizontal	Pass
189.283	-62.34	-17.08	-13.0	49.34	6.10	Vertical	Horizontal	Pass
1212.447	-53.70	3.50	-13.0	40.70	360.00	Vertical	Horizontal	Pass
2132.717	-39.27	3.48	-13.0	26.27	360.00	Vertical	Horizontal	N.A
5048.488	-41.17	14.67	-13.0	28.17	266.00	Vertical	Horizontal	Pass
6766.808	-28.96	25.97	-13.0	15.96	3.00	Vertical	Horizontal	Pass

## RSE-H 1.4wid 10-18GHz MID

RSE Test case\_CE FCC\_FCC PART22&24&27\_FCC LTE & WCDMA 10-18G



Frequency (MHz)	Result (dBm)	Factor (dB)	PK Limit (dBm)	Margin (dB)	Table (o)	ANT	EUT	Verdict
11159.710	-39.61	18.46	-13.0	26.61	227.00	Horizontal	Horizontal	Pass
12253.437	-36.70	20.40	-13.0	23.70	229.00	Horizontal	Horizontal	Pass
14082.979	-26.45	32.74	-13.0	13.45	112.00	Horizontal	Horizontal	Pass
14702.824	-29.98	28.69	-13.0	16.98	110.00	Horizontal	Horizontal	Pass
15988.503	-31.08	24.82	-13.0	18.08	272.00	Horizontal	Horizontal	Pass
16604.349	-28.51	30.19	-13.0	15.51	207.00	Horizontal	Horizontal	Pass

## RSE-V 1.4wid 10-18GHz MID

RSE Test case\_CE FCC\_FCC PART22&24&27\_FCC LTE & WCDMA 10-18G

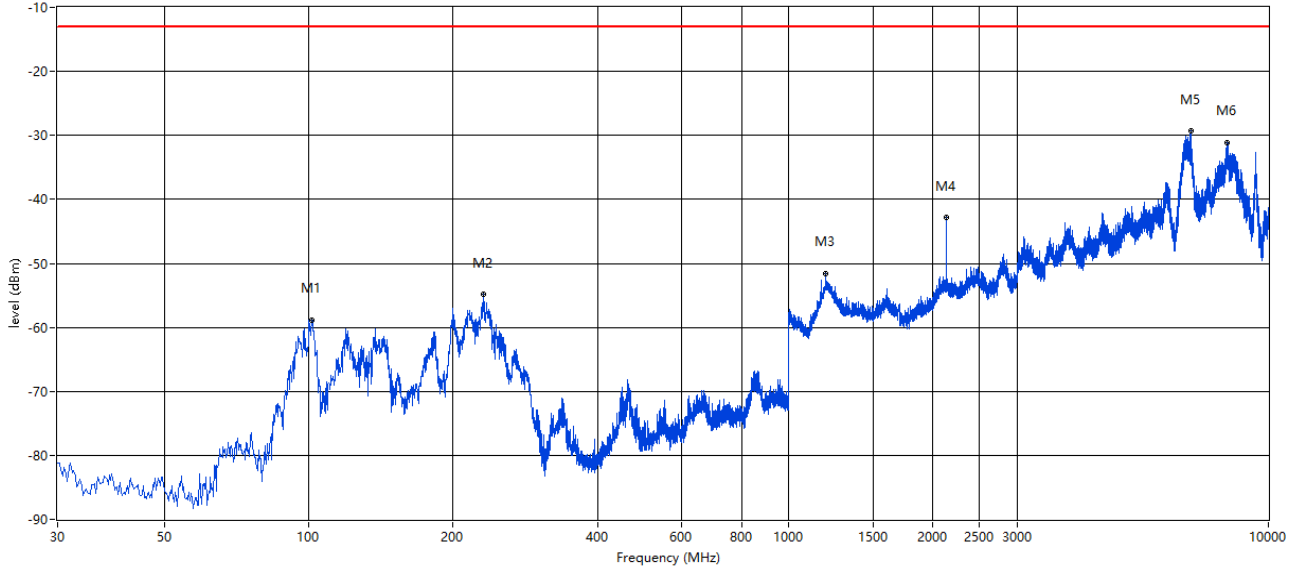


Frequency (MHz)	Result (dBm)	Factor (dB)	PK Limit (dBm)	Margin (dB)	Table (o)	ANT	EUT	Verdict
11097.726	-39.76	19.31	-13.0	26.76	19.00	Vertical	Horizontal	Pass
11885.529	-38.35	19.80	-13.0	25.35	13.00	Vertical	Horizontal	Pass
12215.446	-37.97	20.61	-13.0	24.97	276.00	Vertical	Horizontal	Pass
14022.994	-26.03	32.65	-13.0	13.03	130.00	Vertical	Horizontal	Pass
14660.835	-30.99	28.44	-13.0	17.99	16.00	Vertical	Horizontal	Pass
16600.350	-28.16	30.35	-13.0	15.16	160.00	Vertical	Horizontal	Pass

## 5.2 LTE Band 4 Bandwidth 3MHz, Middle Channel

### RSE-H 3wid 30MHz-10GHz MID

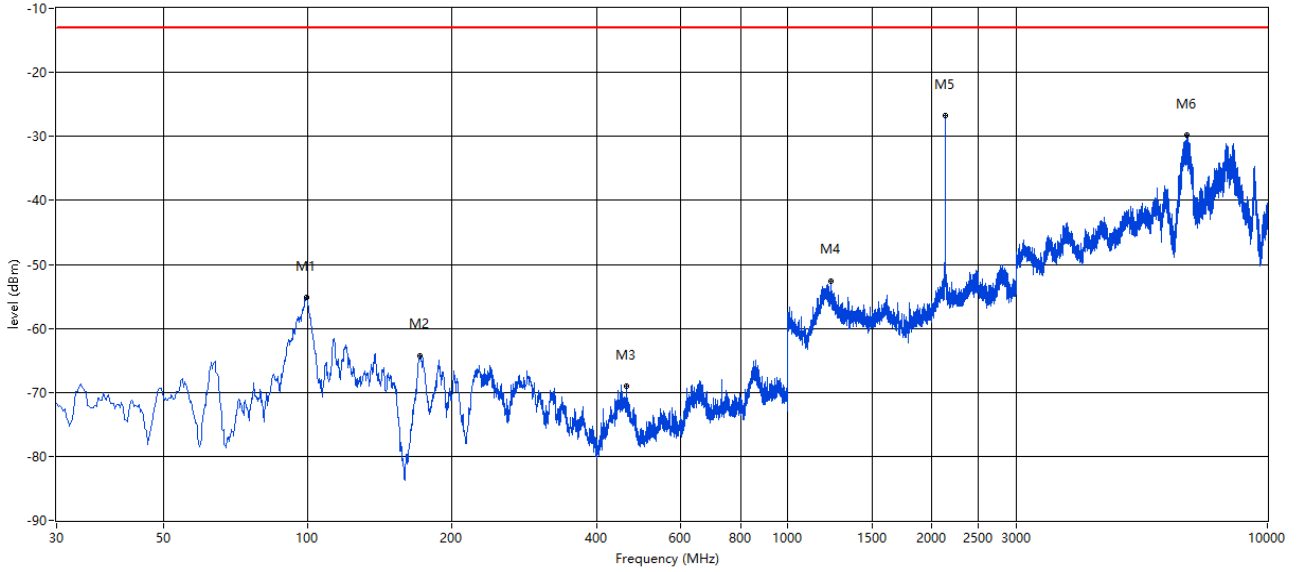
RSE Test case\_CE FCC\_FCC PART22&24&27\_FCC PART 27\_1700\_WCDMA B4&LTE B4



Frequency (MHz)	Result (dBm)	Factor (dB)	PK Limit (dBm)	Margin (dB)	Table (o)	ANT	EUT	Verdict
101.762	-58.89	-13.59	-13.0	45.89	205.10	Horizontal	Horizontal	Pass
231.467	-54.87	-7.74	-13.0	41.87	97.50	Horizontal	Horizontal	Pass
1192.952	-51.60	3.53	-13.0	38.60	13.00	Horizontal	Horizontal	Pass
2133.217	-42.82	3.48	-13.0	29.82	324.80	Horizontal	Horizontal	N.A
6887.778	-29.31	24.64	-13.0	16.31	3.00	Horizontal	Horizontal	Pass
8192.452	-31.19	27.85	-13.0	18.19	6.00	Horizontal	Horizontal	Pass

RSE-V 3wid 30MHz-10GHz MID

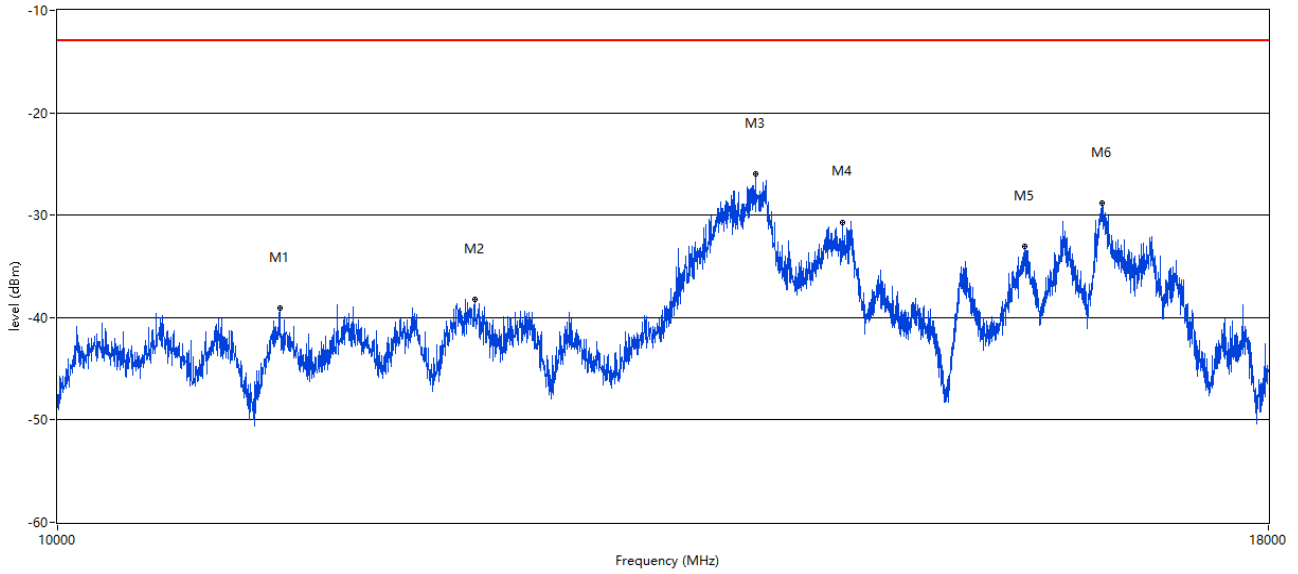
RSE Test case\_CE FCC\_FCC PART22&24&27\_FCC PART 27\_1700\_WCDMA B4&LTE B4



Frequency (MHz)	Result (dBm)	Factor (dB)	PK Limit (dBm)	Margin (dB)	Table (o)	ANT	EUT	Verdict
99.338	-55.15	-13.47	-13.0	42.15	239.90	Vertical	Horizontal	Pass
171.585	-64.27	-17.80	-13.0	51.27	306.90	Vertical	Horizontal	Pass
460.815	-69.07	-4.77	-13.0	56.07	128.30	Vertical	Horizontal	Pass
1233.942	-52.63	2.38	-13.0	39.63	156.20	Vertical	Horizontal	Pass
2132.717	-26.73	3.48	-13.0	13.73	24.50	Vertical	Horizontal	N.A
6802.799	-29.84	25.83	-13.0	16.84	5.00	Vertical	Horizontal	Pass

## RSE-H 3wid 10-18GHz MID

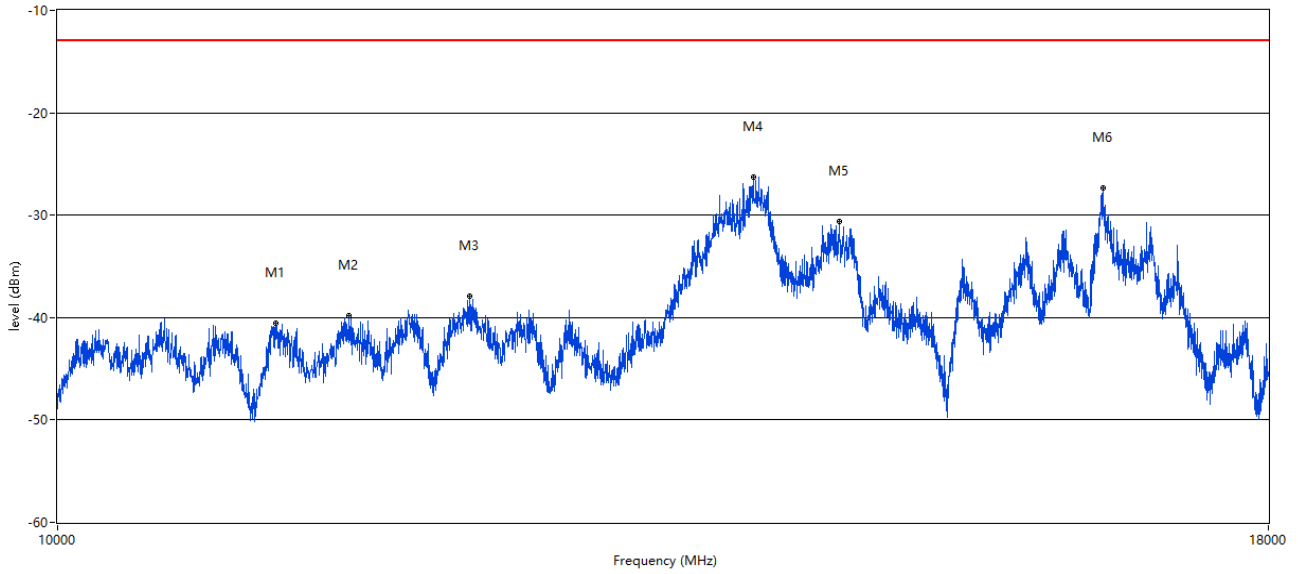
RSE Test case\_CE FCC\_FCC PART22&24&27\_FCC LTE & WCDMA 10-18G



Frequency (MHz)	Result (dBm)	Factor (dB)	PK Limit (dBm)	Margin (dB)	Table (o)	ANT	EUT	Verdict
11137.716	-39.08	18.83	-13.0	26.08	298.00	Horizontal	Horizontal	Pass
12245.439	-38.24	20.45	-13.0	25.24	163.00	Horizontal	Horizontal	Pass
14032.992	-25.97	32.67	-13.0	12.97	208.00	Horizontal	Horizontal	Pass
14636.841	-30.72	28.13	-13.0	17.72	161.00	Horizontal	Horizontal	Pass
15990.502	-33.05	24.88	-13.0	20.05	93.00	Horizontal	Horizontal	Pass
16602.349	-28.82	30.27	-13.0	15.82	178.00	Horizontal	Horizontal	Pass

## RSE-V 3wid 10-18GHz MID

RSE Test case\_CE FCC\_FCC PART22&24&27\_FCC LTE & WCDMA 10-18G

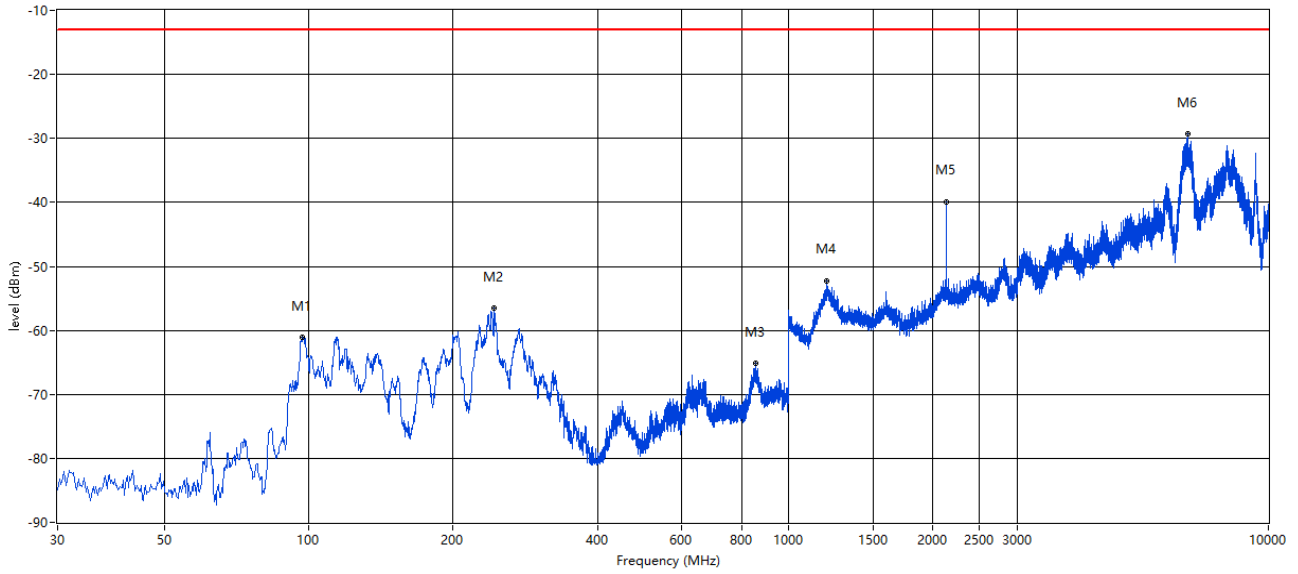


Frequency (MHz)	Result (dBm)	Factor (dB)	PK Limit (dBm)	Margin (dB)	Table (o)	ANT	EUT	Verdict
11119.720	-40.55	19.14	-13.0	27.55	333.00	Vertical	Horizontal	Pass
11521.620	-39.82	19.78	-13.0	26.82	182.00	Vertical	Horizontal	Pass
12217.446	-37.94	20.60	-13.0	24.94	72.00	Vertical	Horizontal	Pass
14016.996	-26.33	32.64	-13.0	13.33	34.00	Vertical	Horizontal	Pass
14612.847	-30.65	27.83	-13.0	17.65	279.00	Vertical	Horizontal	Pass
16612.347	-27.30	29.88	-13.0	14.30	109.00	Vertical	Horizontal	Pass

### 5.3 LTE Band 4 Bandwidth 5MHz, Middle Channel

#### RSE-H 5wid 30MHz-10GHz MID

RSE Test case\_CE FCC\_FCC PART22&24&27\_FCC PART 27\_1700\_WCDMA B4&LTE B4

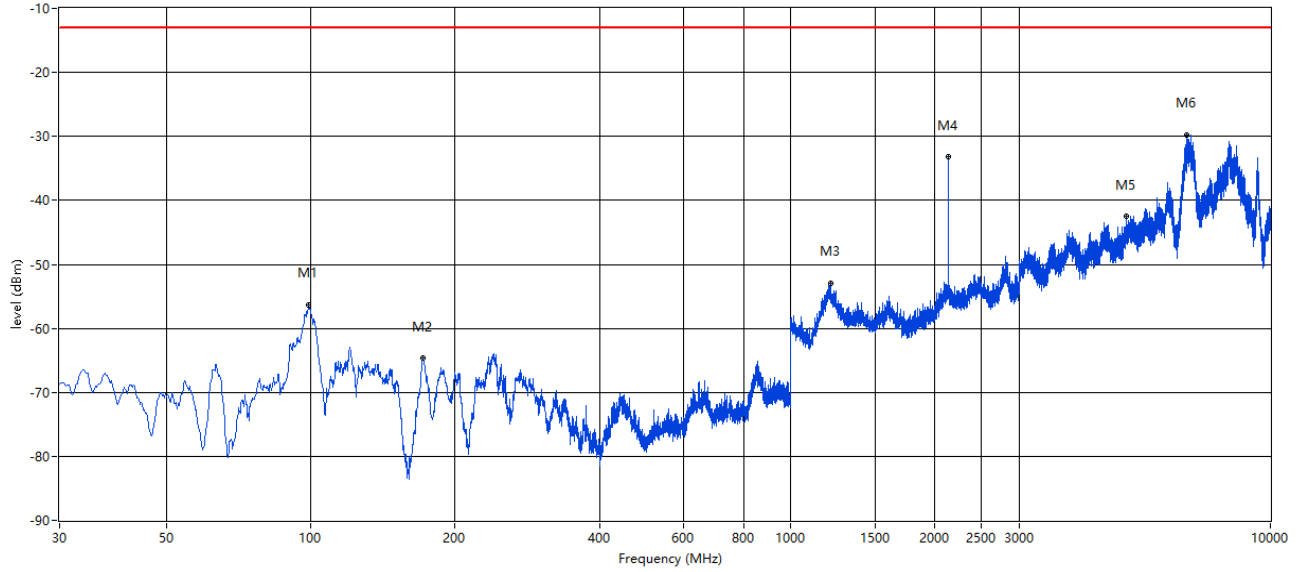


Frequency (MHz)	Result (dBm)	Factor (dB)	PK Limit (dBm)	Margin (dB)	Table (o)	ANT	EUT	Verdict
97.156	-61.14	-13.88	-13.0	48.14	340.50	Horizontal	Horizontal	Pass
243.347	-56.57	-5.25	-13.0	43.57	97.10	Horizontal	Horizontal	Pass
855.264	-65.10	3.63	-13.0	52.10	296.50	Horizontal	Horizontal	Pass
1201.950	-52.27	3.94	-13.0	39.27	118.20	Horizontal	Horizontal	Pass
2130.217	-39.95	3.50	-13.0	26.95	62.60	Horizontal	Horizontal	N.A
6789.803	-29.36	25.90	-13.0	16.36	4.00	Horizontal	Horizontal	Pass



## RSE-V 5wid 30MHz-10GHz MID

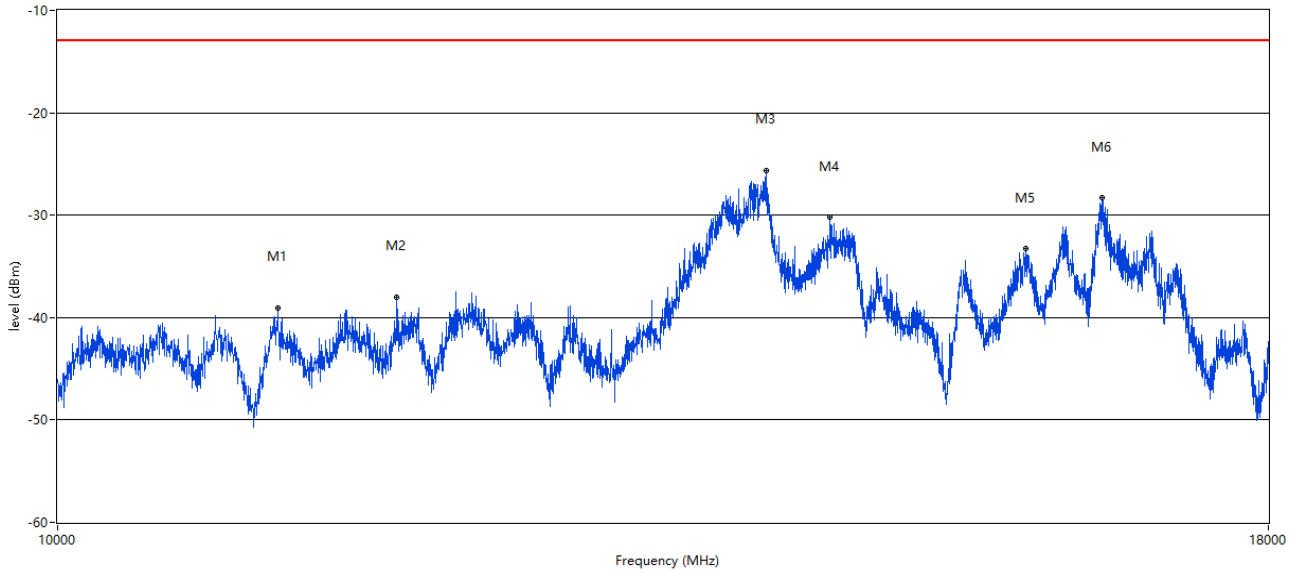
RSE Test case\_CE FCC\_FCC PART22&24&27\_FCC PART 27\_1700\_WCDMA B4&LTE B4



Frequency (MHz)	Result (dBm)	Factor (dB)	PK Limit (dBm)	Margin (dB)	Table (o)	ANT	EUT	Verdict
99.095	-56.34	-13.52	-13.0	43.34	239.70	Vertical	Horizontal	Pass
171.827	-64.58	-17.82	-13.0	51.58	310.40	Vertical	Horizontal	Pass
1213.447	-53.03	3.44	-13.0	40.03	6.00	Vertical	Horizontal	Pass
2133.717	-33.21	3.48	-13.0	20.21	37.60	Vertical	Horizontal	N.A
5001.250	-42.54	14.25	-13.0	29.54	39.00	Vertical	Horizontal	Pass
6700.825	-29.85	26.18	-13.0	16.85	3.00	Vertical	Horizontal	Pass

## RSE-H 5wid 10-18GHz MID

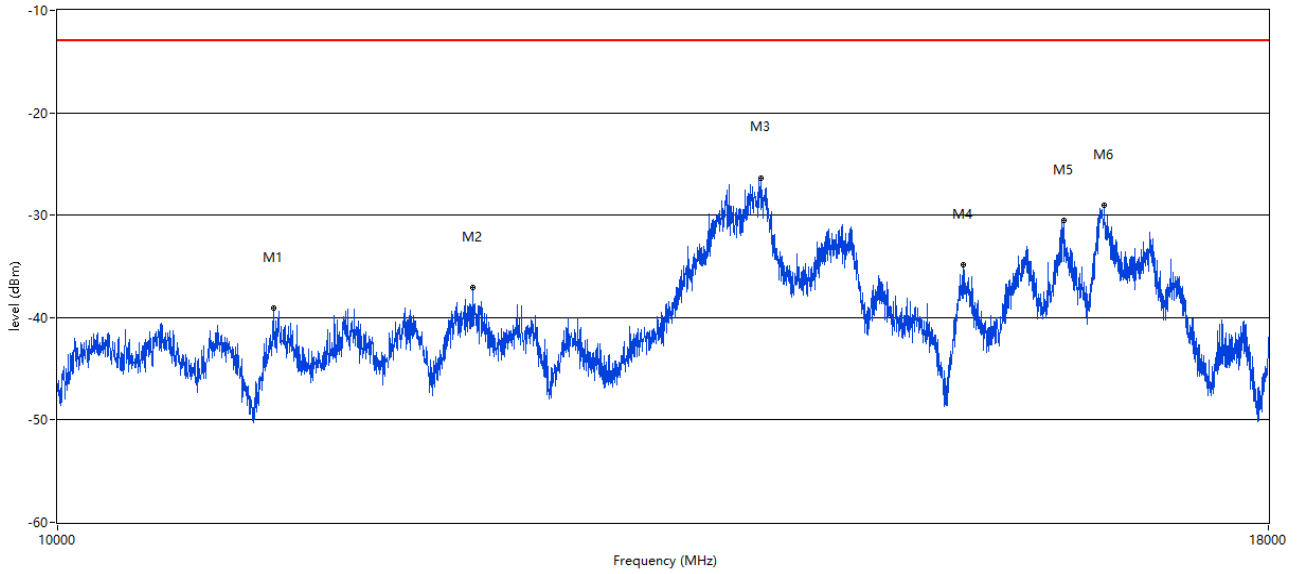
RSE Test case\_CE FCC\_FCC PART22&24&27\_FCC LTE & WCDMA 10-18G



Frequency (MHz)	Result (dBm)	Factor (dB)	PK Limit (dBm)	Margin (dB)	Table (o)	ANT	EUT	Verdict
11129.718	-39.10	18.97	-13.0	26.10	263.00	Horizontal	Horizontal	Pass
11791.552	-37.98	18.64	-13.0	24.98	1.00	Horizontal	Horizontal	Pass
14102.974	-25.68	32.56	-13.0	12.68	150.00	Horizontal	Horizontal	Pass
14548.863	-30.20	27.50	-13.0	17.20	128.00	Horizontal	Horizontal	Pass
15996.501	-33.27	25.05	-13.0	20.27	218.00	Horizontal	Horizontal	Pass
16600.350	-28.33	30.35	-13.0	15.33	124.00	Horizontal	Horizontal	Pass

## RSE-V 5wid 10-18GHz MID

RSE Test case\_CE FCC\_FCC PART2&24&27\_FCC LTE & WCDMA 10-18G

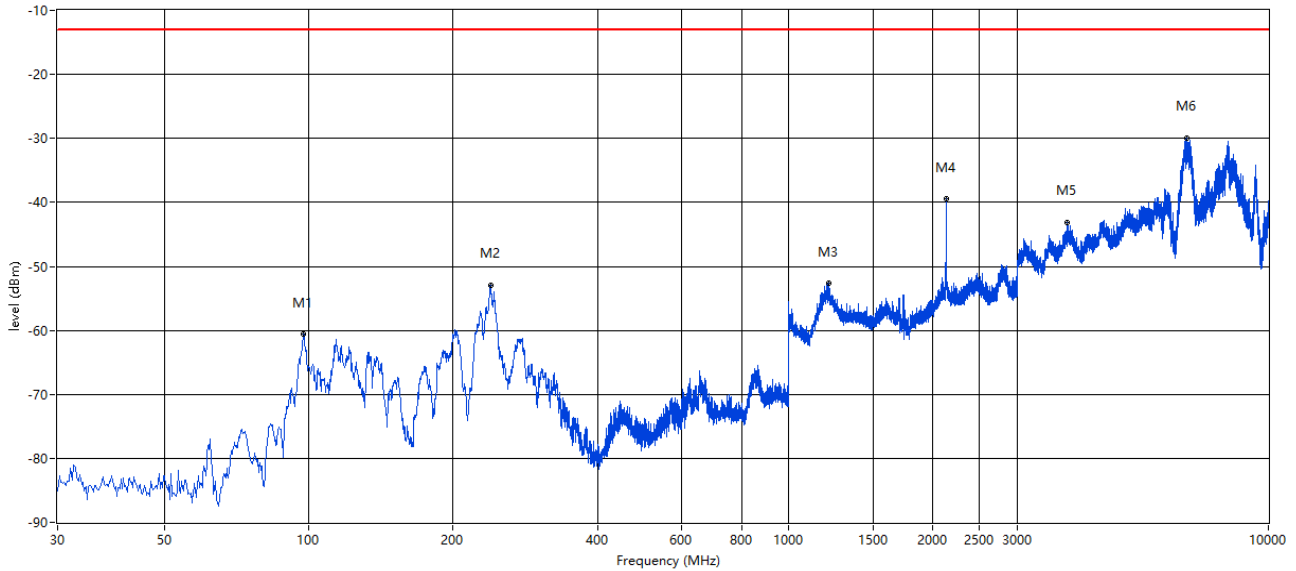


Frequency (MHz)	Result (dBm)	Factor (dB)	PK Limit (dBm)	Margin (dB)	Table (o)	ANT	EUT	Verdict
11103.724	-39.02	19.42	-13.0	26.02	90.00	Vertical	Horizontal	Pass
12231.442	-37.07	20.52	-13.0	24.07	262.00	Vertical	Horizontal	Pass
14070.982	-26.34	32.72	-13.0	13.34	83.00	Vertical	Horizontal	Pass
15520.620	-34.84	21.07	-13.0	21.84	285.00	Vertical	Horizontal	Pass
16296.426	-30.50	26.99	-13.0	17.50	89.00	Vertical	Horizontal	Pass
16624.344	-29.03	29.41	-13.0	16.03	66.00	Vertical	Horizontal	Pass

## 5.4 LTE Band 4 Bandwidth 10MHz, Middle Channel

### RSE-H 10wid 30MHz-10GHz MID

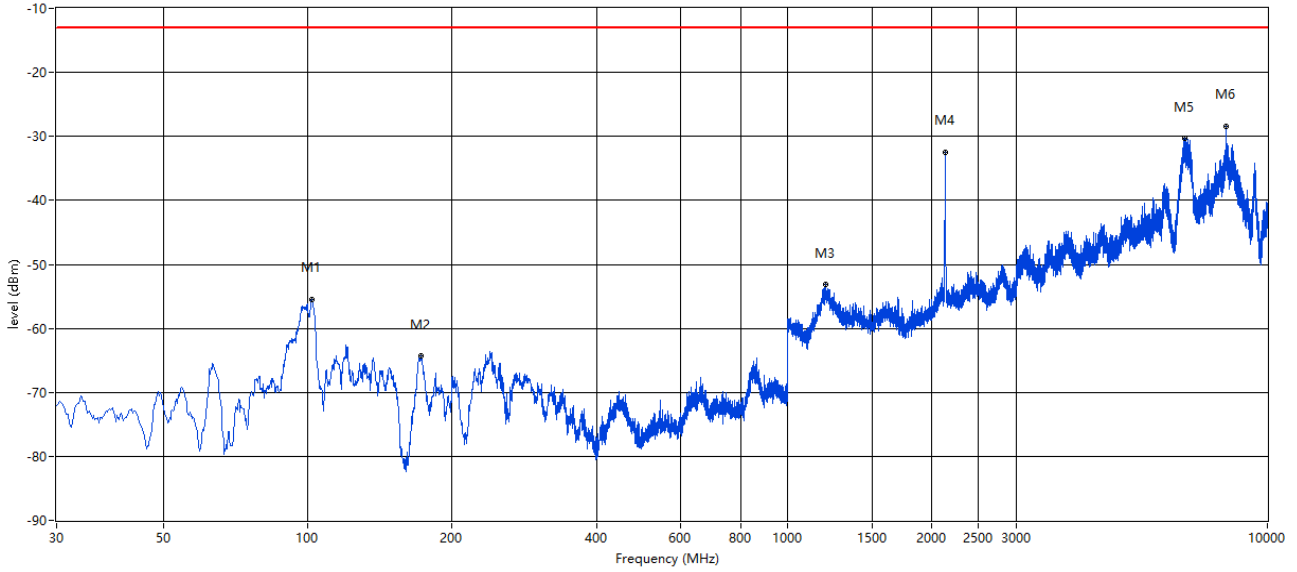
RSE Test case\_CE FCC\_FCC PART22&24&27\_FCC PART 27\_1700\_WCDMA B4&LTE B4



Frequency (MHz)	Result (dBm)	Factor (dB)	PK Limit (dBm)	Margin (dB)	Table (o)	ANT	EUT	Verdict
97.641	-60.61	-13.79	-13.0	47.61	130.20	Horizontal	Horizontal	Pass
239.225	-53.02	-4.69	-13.0	40.02	89.50	Horizontal	Horizontal	Pass
1210.447	-52.69	3.61	-13.0	39.69	269.70	Horizontal	Horizontal	Pass
2131.717	-39.51	3.49	-13.0	26.51	353.90	Horizontal	Horizontal	N.A
3800.800	-43.23	12.15	-13.0	30.23	113.60	Horizontal	Horizontal	Pass
6775.806	-29.92	25.95	-13.0	16.92	3.00	Horizontal	Horizontal	Pass

RSE-V 10wid 30MHz-10GHz MID

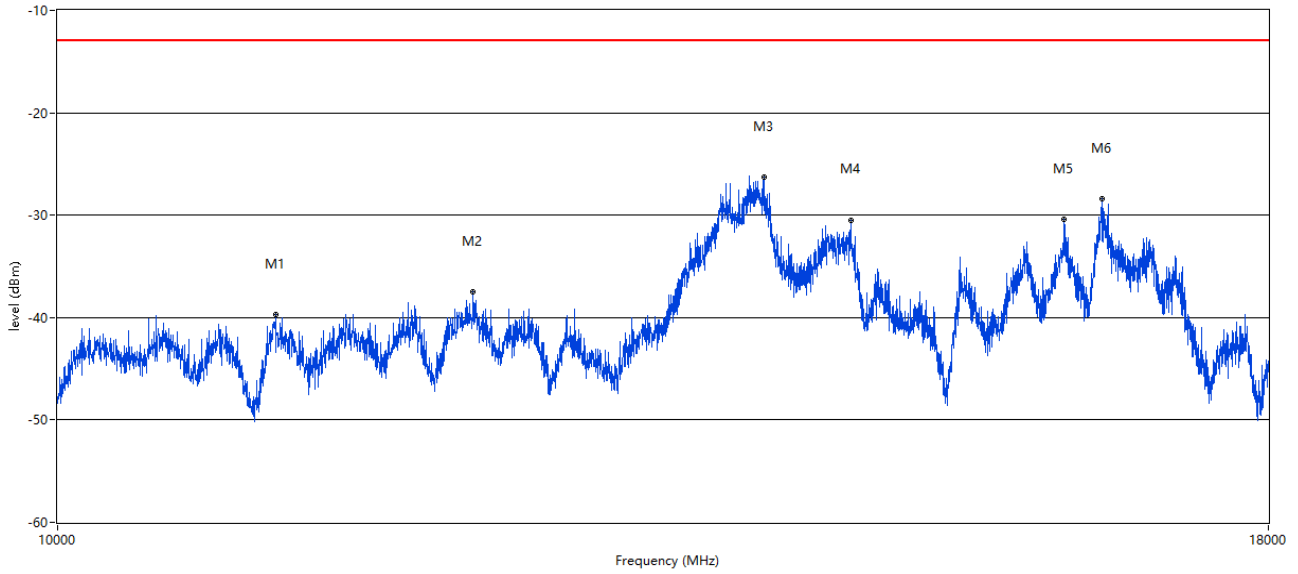
RSE Test case\_CE FCC\_FCC PART22&24&27\_FCC PART 27\_1700\_WCDMA B4&LTE B4



Frequency (MHz)	Result (dBm)	Factor (dB)	PK Limit (dBm)	Margin (dB)	Table (o)	ANT	EUT	Verdict
102.004	-55.55	-13.62	-13.0	42.55	63.10	Vertical	Horizontal	Pass
172.069	-64.22	-17.84	-13.0	51.22	307.20	Vertical	Horizontal	Pass
1198.450	-53.15	3.91	-13.0	40.15	92.50	Vertical	Horizontal	Pass
2132.216	-32.47	3.46	-13.0	19.47	21.30	Vertical	Horizontal	N.A
6717.821	-30.23	26.13	-13.0	17.23	23.00	Vertical	Horizontal	Pass
8215.446	-28.44	27.76	-13.0	15.44	7.00	Vertical	Horizontal	Pass

## RSE-H 10wid 10-18GHz MID

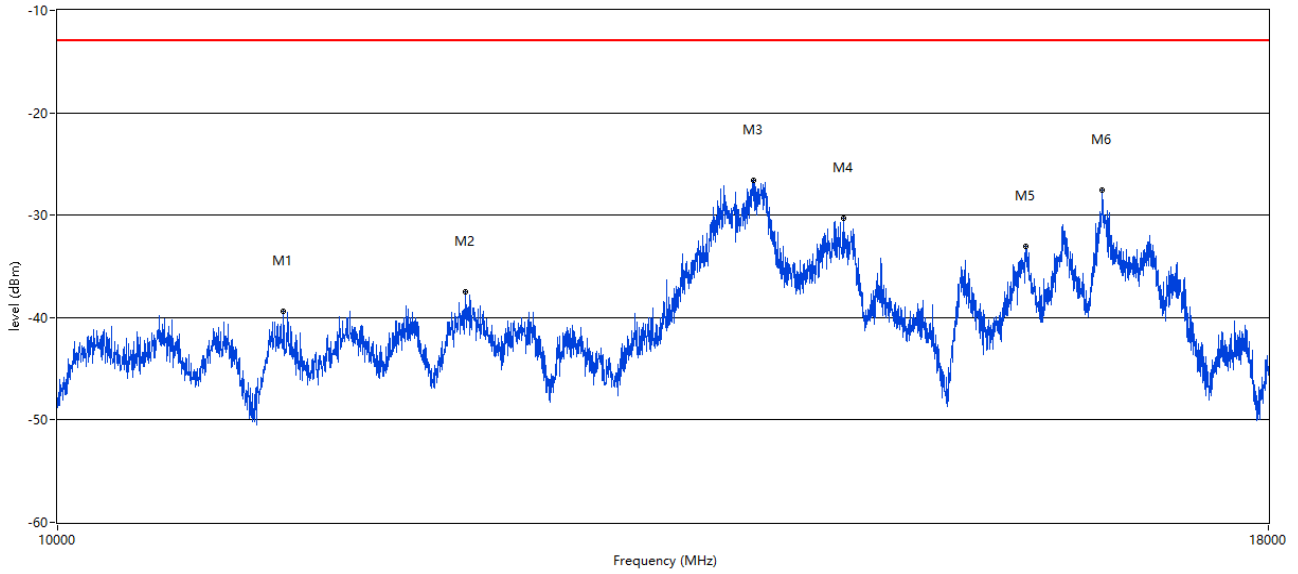
RSE Test case\_CE FCC\_FCC PART22&24&27\_FCC LTE & WCDMA 10-18G



Frequency (MHz)	Result (dBm)	Factor (dB)	PK Limit (dBm)	Margin (dB)	Table (o)	ANT	EUT	Verdict
11115.721	-39.70	19.21	-13.0	26.70	223.00	Horizontal	Horizontal	Pass
12233.442	-37.46	20.51	-13.0	24.46	86.00	Horizontal	Horizontal	Pass
14088.978	-26.27	32.75	-13.0	13.27	358.00	Horizontal	Horizontal	Pass
14696.826	-30.48	28.89	-13.0	17.48	306.00	Horizontal	Horizontal	Pass
16300.425	-30.43	27.14	-13.0	17.43	288.00	Horizontal	Horizontal	Pass
16600.350	-28.44	30.35	-13.0	15.44	358.00	Horizontal	Horizontal	Pass

## RSE-V 10wid 10-18GHz MID

RSE Test case\_CE FCC\_FCC PART22&24&27\_FCC LTE & WCDMA 10-18G

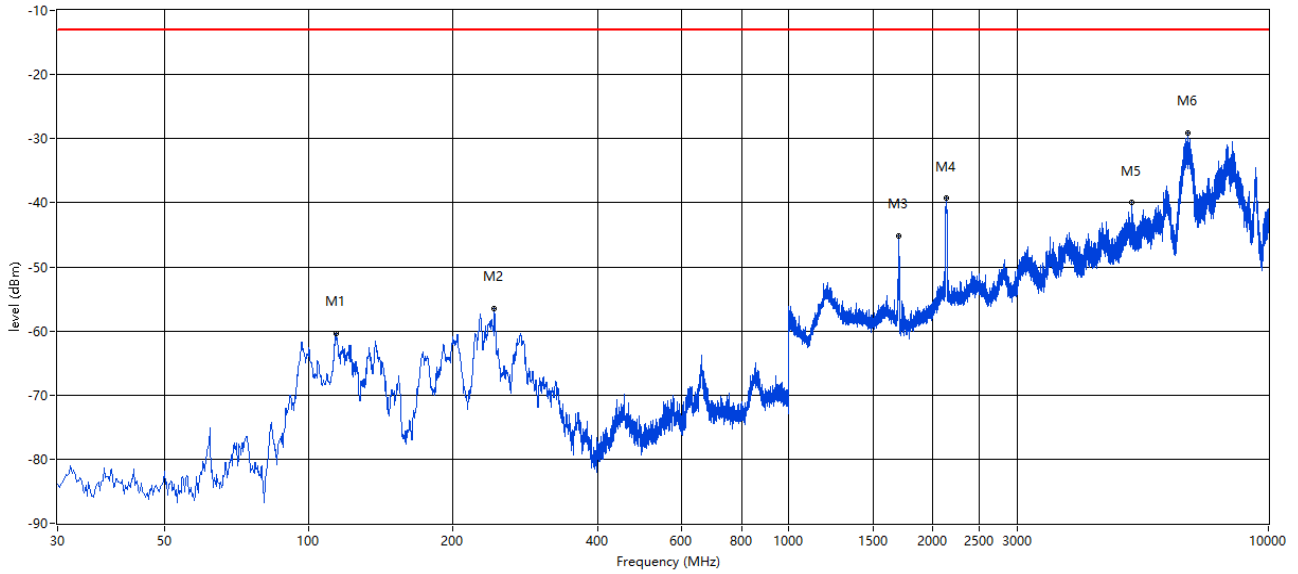


Frequency (MHz)	Result (dBm)	Factor (dB)	PK Limit (dBm)	Margin (dB)	Table (o)	ANT	EUT	Verdict
11159.710	-39.43	18.46	-13.0	26.43	223.00	Vertical	Horizontal	Pass
12191.452	-37.53	20.60	-13.0	24.53	60.00	Vertical	Horizontal	Pass
14016.996	-26.64	32.64	-13.0	13.64	149.00	Vertical	Horizontal	Pass
14648.838	-30.28	28.29	-13.0	17.28	104.00	Vertical	Horizontal	Pass
15996.501	-33.03	25.05	-13.0	20.03	316.00	Vertical	Horizontal	Pass
16602.349	-27.58	30.27	-13.0	14.58	48.00	Vertical	Horizontal	Pass

## 5.6 LTE Band 4 Bandwidth 15MHz, Middle Channel

### RSE-H 15wid 30MHz-10GHz MID

RSE Test case\_CE FCC\_FCC PART22&24&27\_FCC PART 27\_1700\_WCDMA B4&LTE B4

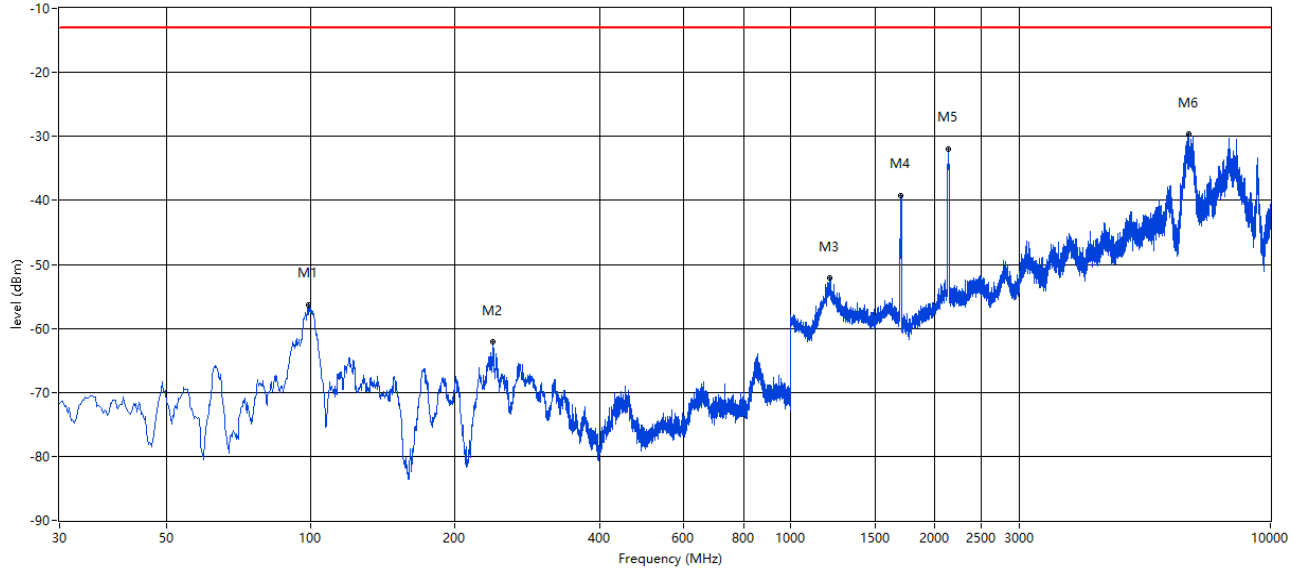


Frequency (MHz)	Result (dBm)	Factor (dB)	PK Limit (dBm)	Margin (dB)	Table (o)	ANT	EUT	Verdict
114.126	-60.33	-12.47	-13.0	47.33	336.80	Horizontal	Horizontal	Pass
243.589	-56.45	-5.31	-13.0	43.45	334.80	Horizontal	Horizontal	Pass
1730.325	-45.12	-0.85	-13.0	32.12	135.70	Horizontal	Horizontal	N.A
2136.216	-39.33	3.46	-13.0	26.33	238.30	Horizontal	Horizontal	N.A
5194.701	-39.96	14.48	-13.0	26.96	2.00	Horizontal	Horizontal	Pass
6808.798	-29.10	25.75	-13.0	16.10	10.00	Horizontal	Horizontal	Pass



## RSE-V 15wid 30MHz-10GHz MID

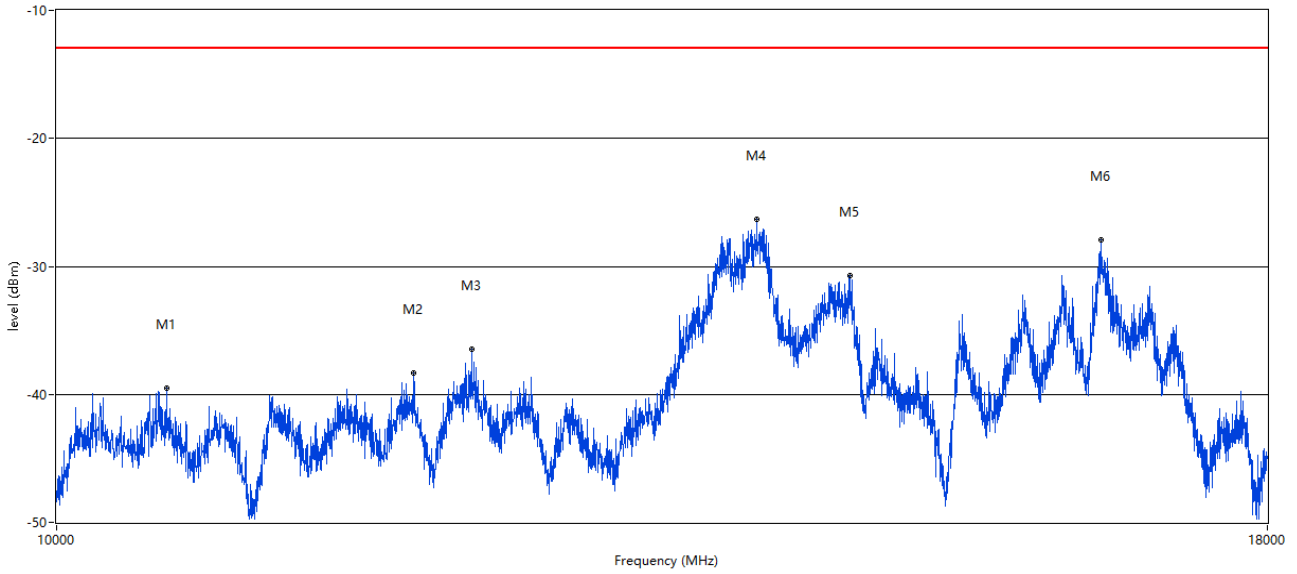
RSE Test case\_CE FCC\_FCC PART22&24&27\_FCC PART 27\_1700\_WCDMA B4&LTE B4



Frequency (MHz)	Result (dBm)	Factor (dB)	PK Limit (dBm)	Margin (dB)	Table (o)	ANT	EUT	Verdict
99.095	-56.41	-13.52	-13.0	43.41	204.80	Vertical	Horizontal	Pass
239.953	-62.16	-4.40	-13.0	49.16	4.50	Vertical	Horizontal	Pass
1209.948	-52.12	3.64	-13.0	39.12	200.80	Vertical	Horizontal	Pass
1730.325	-39.26	-0.85	-13.0	26.26	281.30	Vertical	Horizontal	N.A
2132.216	-31.96	3.46	-13.0	18.96	311.50	Vertical	Horizontal	N.A
6767.808	-29.59	25.97	-13.0	16.59	9.00	Vertical	Horizontal	Pass

## RSE-H 15wid 10-18GHz MID

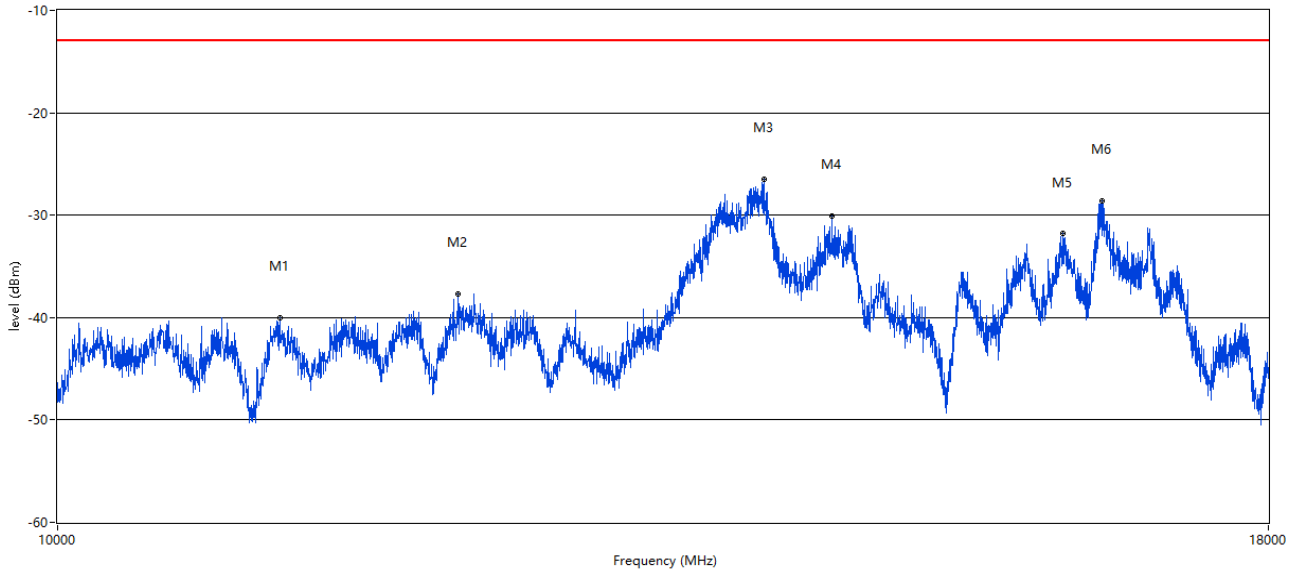
RSE Test case\_CE FCC\_FCC PART22&24&27\_FCC LTE & WCDMA 10-18G



Frequency (MHz)	Result (dBm)	Factor (dB)	PK Limit (dBm)	Margin (dB)	Table (o)	ANT	EUT	Verdict
10547.863	-39.55	18.24	-13.0	26.55	237.00	Horizontal	Horizontal	Pass
11893.527	-38.31	19.89	-13.0	25.31	164.00	Horizontal	Horizontal	Pass
12233.442	-36.47	20.51	-13.0	23.47	162.00	Horizontal	Horizontal	Pass
14048.988	-26.31	32.69	-13.0	13.31	305.00	Horizontal	Horizontal	Pass
14696.826	-30.72	28.89	-13.0	17.72	79.00	Horizontal	Horizontal	Pass
16606.348	-27.95	30.11	-13.0	14.95	339.00	Horizontal	Horizontal	Pass

## RSE-V 15wid 10-18GHz MID

RSE Test case\_CE FCC\_FCC PART22&24&27\_FCC LTE & WCDMA 10-18G

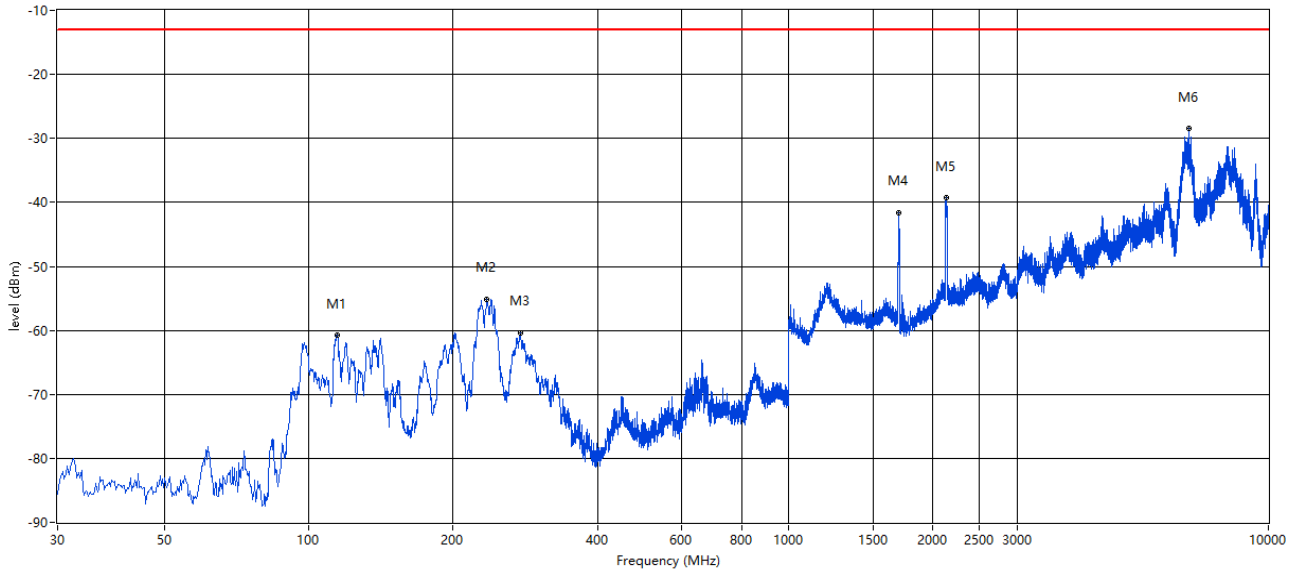


Frequency (MHz)	Result (dBm)	Factor (dB)	PK Limit (dBm)	Margin (dB)	Table (o)	ANT	EUT	Verdict
11137.716	-40.00	18.83	-13.0	27.00	1.00	Vertical	Horizontal	Pass
12143.464	-37.65	20.00	-13.0	24.65	146.00	Vertical	Horizontal	Pass
14088.978	-26.52	32.75	-13.0	13.52	247.00	Vertical	Horizontal	Pass
14562.859	-30.04	27.55	-13.0	17.04	215.00	Vertical	Horizontal	Pass
16294.426	-31.77	26.90	-13.0	18.77	342.00	Vertical	Horizontal	Pass
16600.350	-28.55	30.35	-13.0	15.55	41.00	Vertical	Horizontal	Pass

## 5.7 LTE Band 4 Bandwidth 20MHz, Middle Channel

### RSE-H 20wid 30MHz-10GHz MID

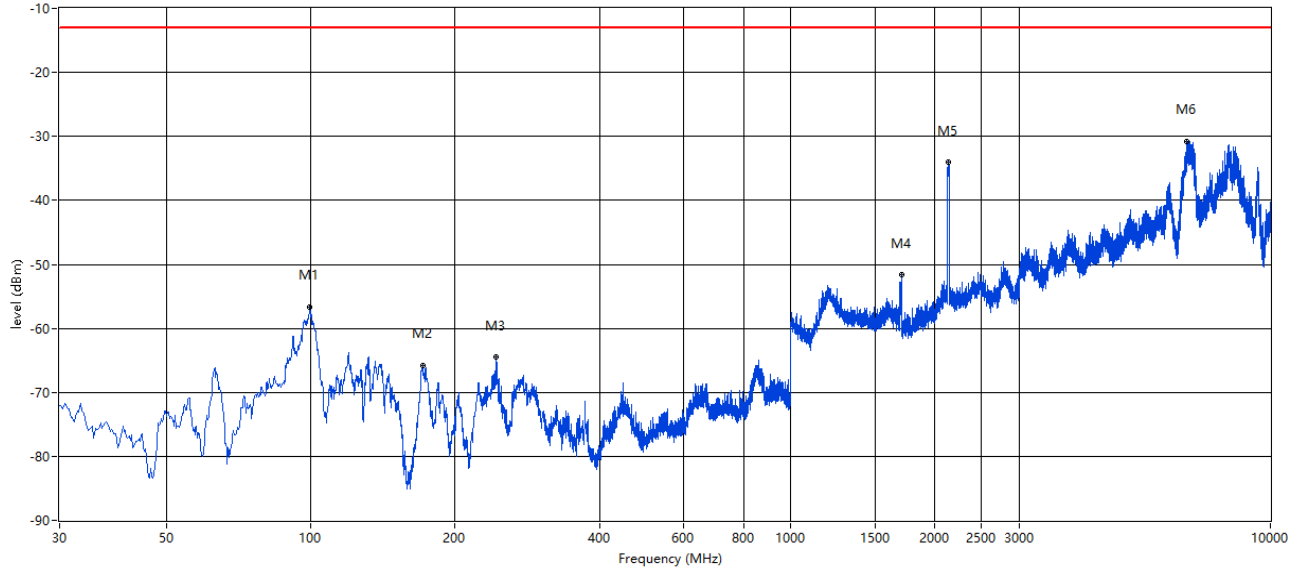
RSE Test case\_CE FCC\_FCC PART22&24&27\_FCC PART 27\_1700\_WCDMA B4&LTE B4



Frequency (MHz)	Result (dBm)	Factor (dB)	PK Limit (dBm)	Margin (dB)	Table (o)	ANT	EUT	Verdict
114.854	-60.77	-12.37	-13.0	47.77	329.90	Horizontal	Horizontal	Pass
235.589	-55.11	-6.12	-13.0	42.11	131.00	Horizontal	Horizontal	Pass
276.318	-60.44	-9.58	-13.0	47.44	127.30	Horizontal	Horizontal	Pass
1732.326	-41.66	-1.19	-13.0	28.66	3.60	Horizontal	Horizontal	N.A
2131.718	-39.31	3.50	-13.0	26.31	11.00	Horizontal	Horizontal	N.A
6817.796	-28.48	25.62	-13.0	15.48	17.00	Horizontal	Horizontal	Pass

## RSE-V 20wid 30MHz-10GHz MID

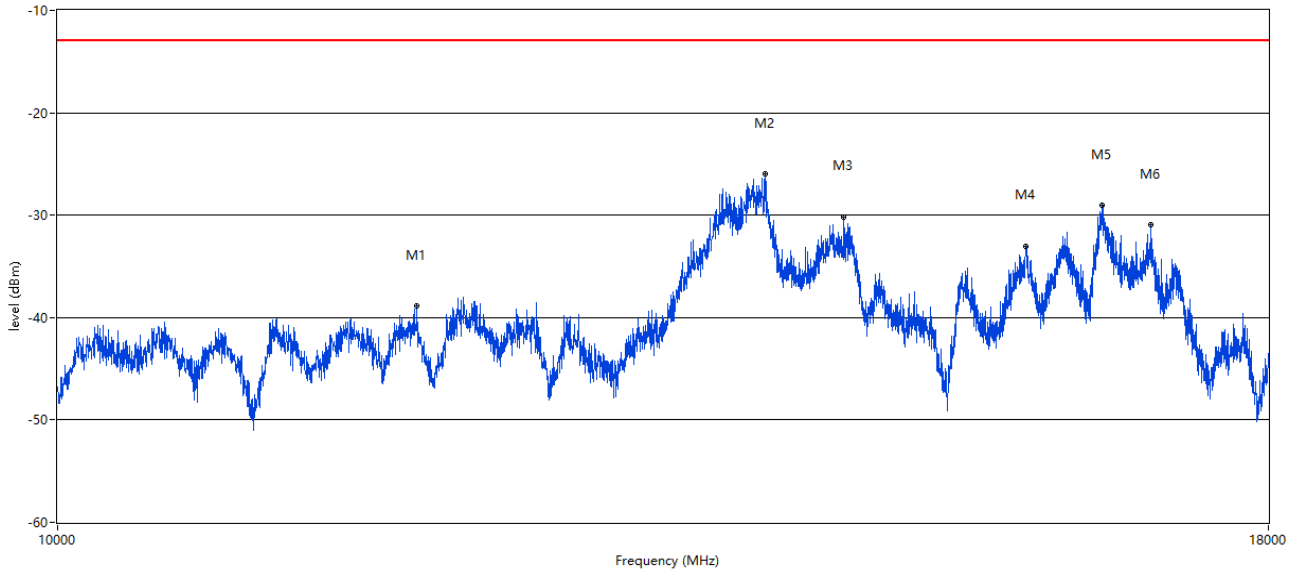
RSE Test case\_CE FCC\_FCC PART22&24&27\_FCC PART 27\_1700\_WCDMA B4&LTE B4



Frequency (MHz)	Result (dBm)	Factor (dB)	PK Limit (dBm)	Margin (dB)	Table (o)	ANT	EUT	Verdict
99.580	-56.71	-13.43	-13.0	43.71	215.00	Vertical	Horizontal	Pass
171.100	-65.79	-17.75	-13.0	52.79	290.90	Vertical	Horizontal	Pass
243.832	-64.48	-5.38	-13.0	51.48	207.80	Vertical	Horizontal	Pass
1731.825	-51.67	-0.86	-13.0	38.67	120.10	Vertical	Horizontal	N.A
2133.716	-34.10	3.45	-13.0	21.10	198.70	Vertical	Horizontal	N.A
6697.826	-30.87	26.10	-13.0	17.87	9.00	Vertical	Horizontal	Pass

## RSE-H 20wid 10-18GHz MID

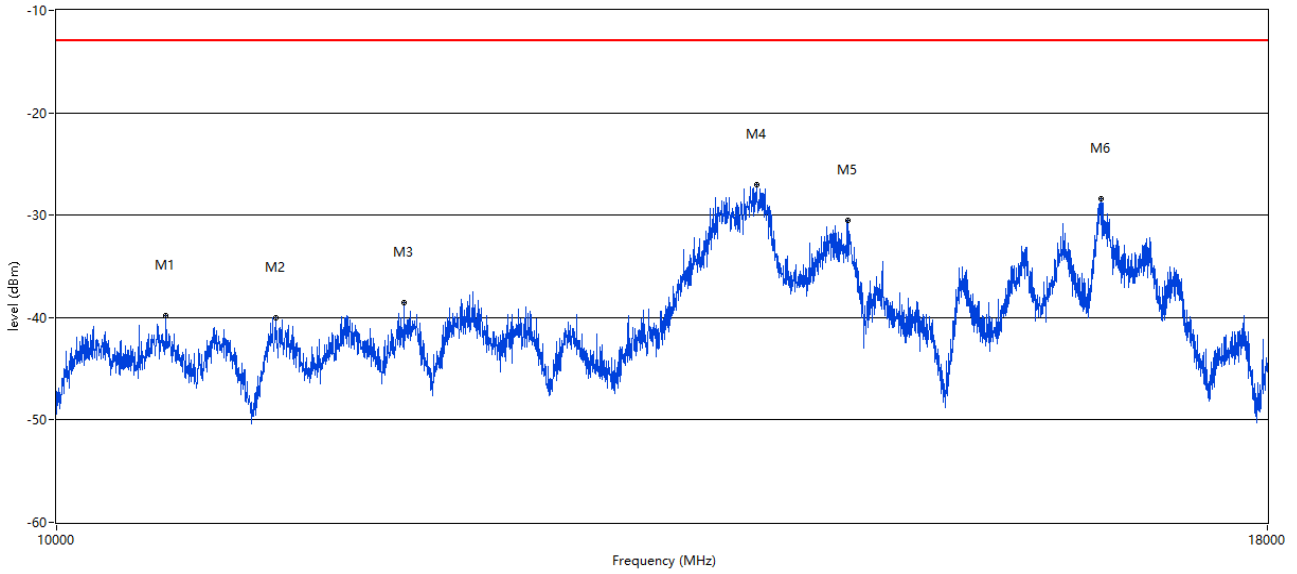
RSE Test case\_CE FCC\_FCC PART22&24&27\_FCC LTE & WCDMA 10-18G



Frequency (MHz)	Result (dBm)	Factor (dB)	PK Limit (dBm)	Margin (dB)	Table (o)	ANT	EUT	Verdict
11905.524	-38.88	19.67	-13.0	25.88	331.00	Horizontal	Horizontal	Pass
14100.975	-25.94	32.70	-13.0	12.94	244.00	Horizontal	Horizontal	Pass
14644.839	-30.17	28.23	-13.0	17.17	48.00	Horizontal	Horizontal	Pass
15996.501	-32.99	25.05	-13.0	19.99	49.00	Horizontal	Horizontal	Pass
16606.348	-29.02	30.11	-13.0	16.02	134.00	Horizontal	Horizontal	Pass
17000.250	-30.94	27.49	-13.0	17.94	10.00	Horizontal	Horizontal	Pass

## RSE-V 20wid 10-18GHz MID

RSE Test case\_CE FCC\_FCC PART22&24&27\_FCC LTE & WCDMA 10-18G



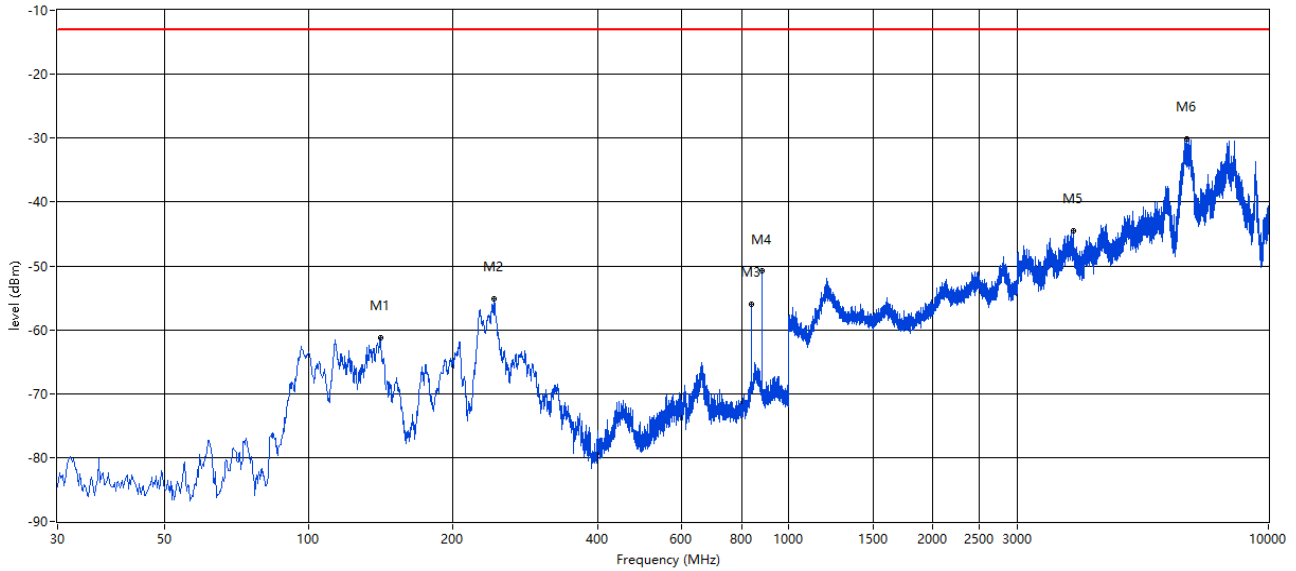
Frequency (MHz)	Result (dBm)	Factor (dB)	PK Limit (dBm)	Margin (dB)	Table (o)	ANT	EUT	Verdict
10543.864	-39.79	18.30	-13.0	26.79	218.00	Vertical	Horizontal	Pass
11121.720	-40.07	19.11	-13.0	27.07	325.00	Vertical	Horizontal	Pass
11837.541	-38.54	19.27	-13.0	25.54	190.00	Vertical	Horizontal	Pass
14046.988	-27.02	32.69	-13.0	14.02	219.00	Vertical	Horizontal	Pass
14680.830	-30.50	28.69	-13.0	17.50	254.00	Vertical	Horizontal	Pass
16600.350	-28.38	30.35	-13.0	15.38	195.00	Vertical	Horizontal	Pass

## 6 LTE Band 5

### 6.1 LTE Band 5 Bandwidth 1.4MHz, Middle Channel

#### RSE-H 1.4wid 30MHz-10GHz MID

RSE Test case\_CE FCC\_FCC PART22&24&27\_FCC LTE B5&12&13&25&26

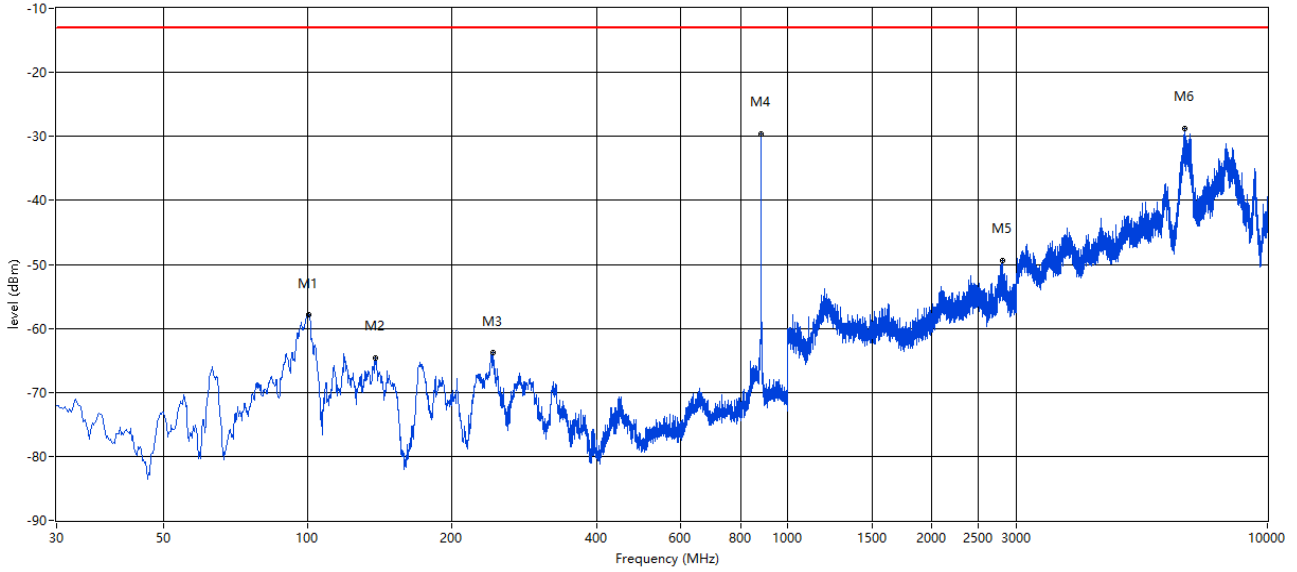


Frequency (MHz)	Result (dBm)	Factor (dB)	PK Limit (dBm)	Margin (dB)	Table (o)	ANT	EUT	Verdict
141.037	-61.23	-16.89	-13.0	48.23	109.90	Horizontal	Horizontal	Pass
243.589	-55.09	-5.34	-13.0	42.09	87.70	Horizontal	Horizontal	Pass
835.869	-55.96	3.15	-13.0	42.96	294.00	Horizontal	Horizontal	N.A
881.690	-50.78	1.15	-13.0	37.78	308.50	Horizontal	Horizontal	N.A
3918.520	-44.45	11.00	-13.0	31.45	10.00	Horizontal	Horizontal	Pass
6761.810	-30.08	25.99	-13.0	17.08	3.00	Horizontal	Horizontal	Pass



## RSE-V 1.4wid 30MHz-10GHz MID

RSE Test case\_CE FCC\_FCC PART22&24&27\_FCC LTE B5&12&13&25&26

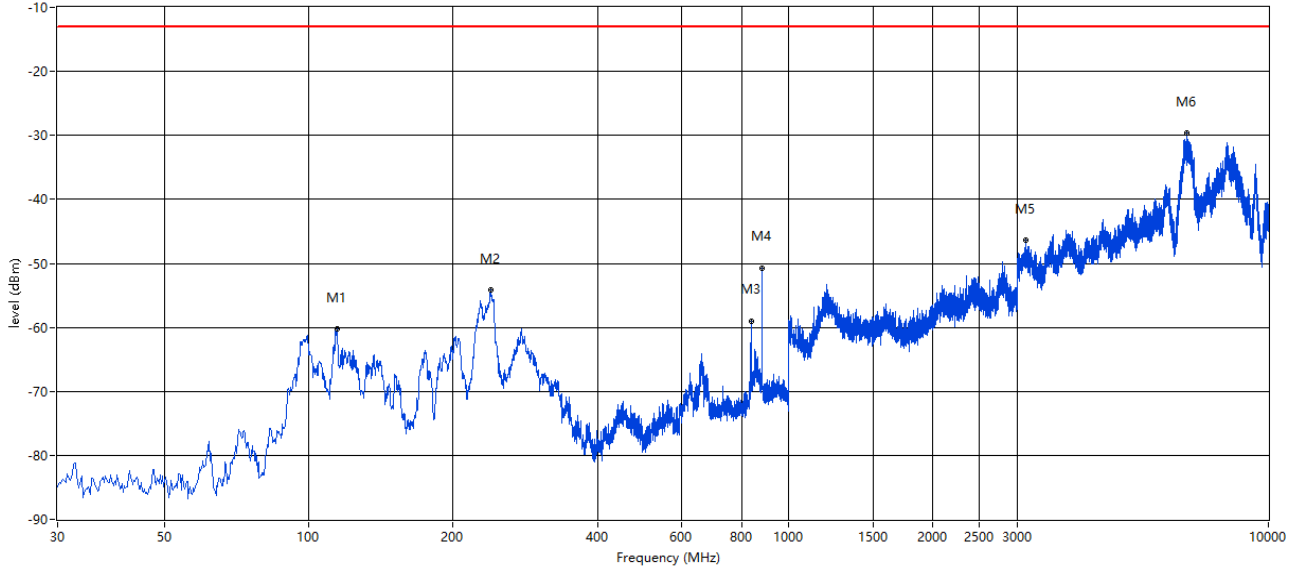


Frequency (MHz)	Result (dBm)	Factor (dB)	PK Limit (dBm)	Margin (dB)	Table (o)	ANT	EUT	Verdict
100.792	-57.92	-13.58	-13.0	44.92	215.70	Vertical	Horizontal	Pass
138.613	-64.68	-16.85	-13.0	51.68	232.50	Vertical	Horizontal	Pass
243.589	-63.80	-5.34	-13.0	50.80	202.60	Vertical	Horizontal	Pass
881.205	-29.62	1.20	-13.0	16.62	46.90	Vertical	Horizontal	N.A
2800.050	-49.34	8.10	-13.0	36.34	23.00	Vertical	Horizontal	Pass
6711.822	-28.72	26.15	-13.0	15.72	2.00	Vertical	Horizontal	Pass

## 6.2 LTE Band 5 Bandwidth 3MHz, Middle Channel

### RSE-H 3wid 30MHz-10GHz MID

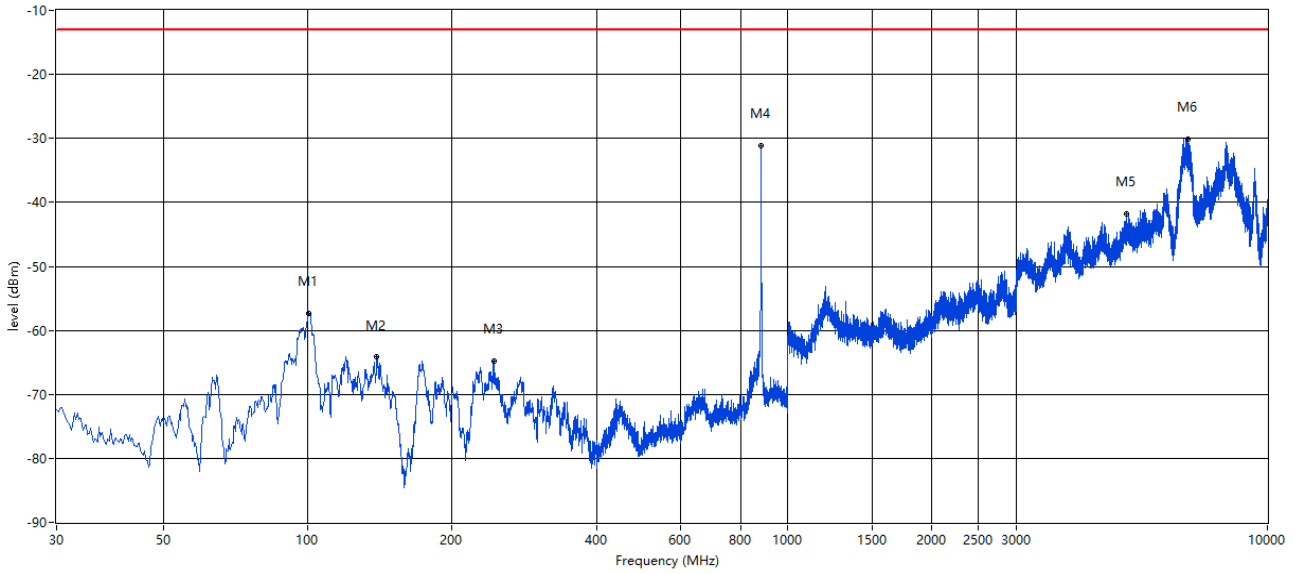
RSE Test case\_CE FCC\_FCC PART22&24&27\_FCC LTE B5&12&13&25&26



Frequency (MHz)	Result (dBm)	Factor (dB)	PK Limit (dBm)	Margin (dB)	Table (o)	ANT	EUT	Verdict
114.611	-60.23	-12.29	-13.0	47.23	158.10	Horizontal	Horizontal	Pass
239.468	-54.23	-4.61	-13.0	41.23	104.30	Horizontal	Horizontal	Pass
837.566	-58.97	3.49	-13.0	45.97	285.60	Horizontal	Horizontal	N.A
881.932	-50.77	1.12	-13.0	37.77	305.90	Horizontal	Horizontal	N.A
3117.721	-46.35	9.71	-13.0	33.35	12.00	Horizontal	Horizontal	Pass
6773.807	-29.69	25.95	-13.0	16.69	34.00	Horizontal	Horizontal	Pass

RSE-V 3wid 30MHz-10GHz MID

RSE Test case\_CE FCC\_FCC PART22&24&27\_FCC LTE B5&12&13&25&26

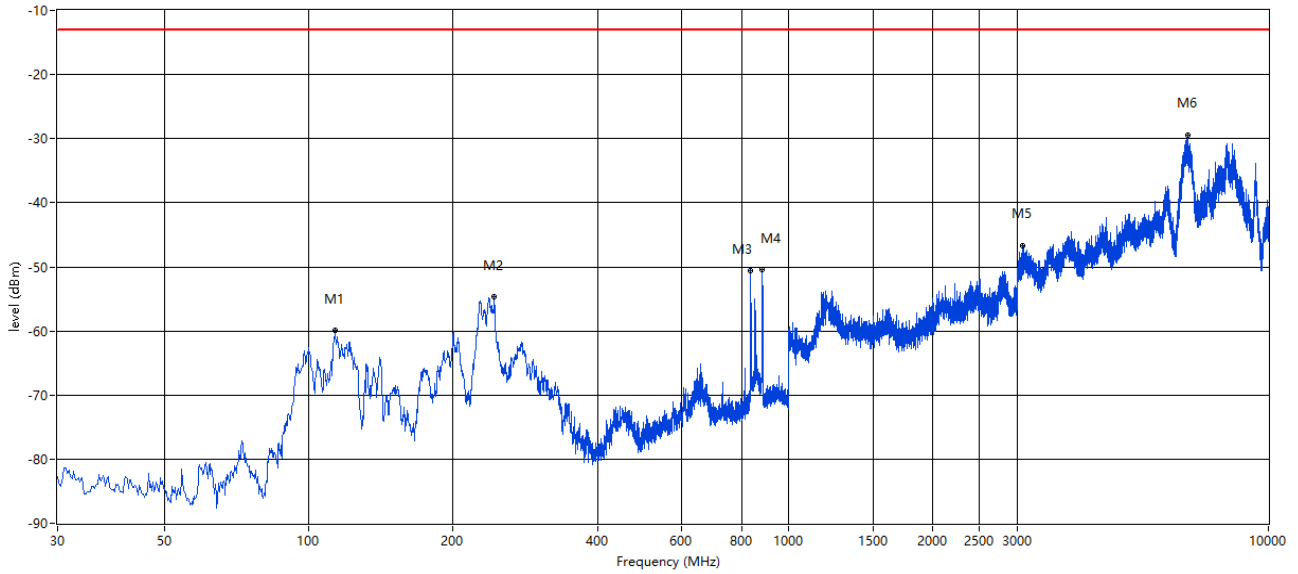


Frequency (MHz)	Result (dBm)	Factor (dB)	PK Limit (dBm)	Margin (dB)	Table (o)	ANT	EUT	Verdict
100.550	-57.32	-13.56	-13.0	44.32	183.40	Vertical	Horizontal	Pass
139.340	-64.18	-16.82	-13.0	51.18	235.50	Vertical	Horizontal	Pass
244.559	-64.80	-5.58	-13.0	51.80	111.20	Vertical	Horizontal	Pass
880.477	-31.08	1.29	-13.0	18.08	122.10	Vertical	Horizontal	N.A
5090.477	-41.77	15.67	-13.0	28.77	4.00	Vertical	Horizontal	Pass
6843.789	-30.12	25.26	-13.0	17.12	4.00	Vertical	Horizontal	Pass

### 6.3 LTE Band 5 Bandwidth 5MHz, Middle Channel

#### RSE-H 5wid 30MHz-10GHz MID

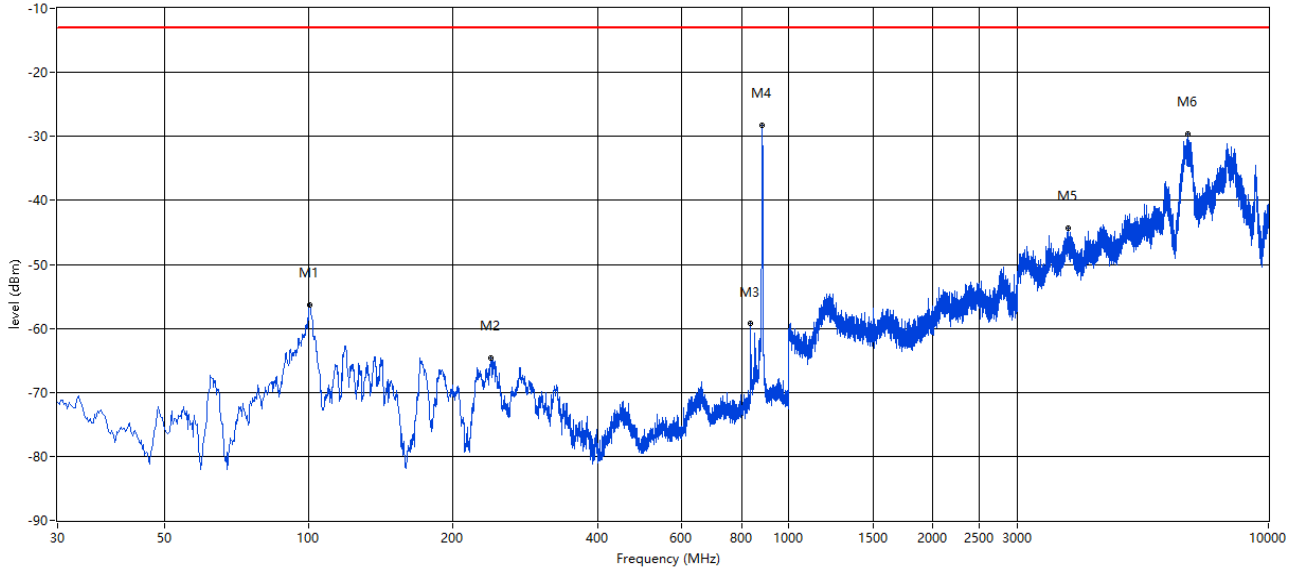
RSE Test case\_CE FCC\_FCC PART22&24&27\_FCC LTE B5&12&13&25&26



Frequency (MHz)	Result (dBm)	Factor (dB)	PK Limit (dBm)	Margin (dB)	Table (o)	ANT	EUT	Verdict
113.642	-59.81	-12.40	-13.0	46.81	137.10	Horizontal	Horizontal	Pass
243.347	-54.69	-5.27	-13.0	41.69	146.50	Horizontal	Horizontal	Pass
834.414	-50.57	2.86	-13.0	37.57	293.20	Horizontal	Horizontal	N.A
879.265	-50.35	1.48	-13.0	37.35	302.60	Horizontal	Horizontal	N.A
3083.229	-46.64	9.92	-13.0	33.64	36.00	Horizontal	Horizontal	Pass
6781.805	-29.45	25.93	-13.0	16.45	7.00	Horizontal	Horizontal	Pass

## RSE-V 5wid 30MHz-10GHz MID

RSE Test case\_CE FCC\_FCC PART22&24&27\_FCC LTE B5&12&13&25&26

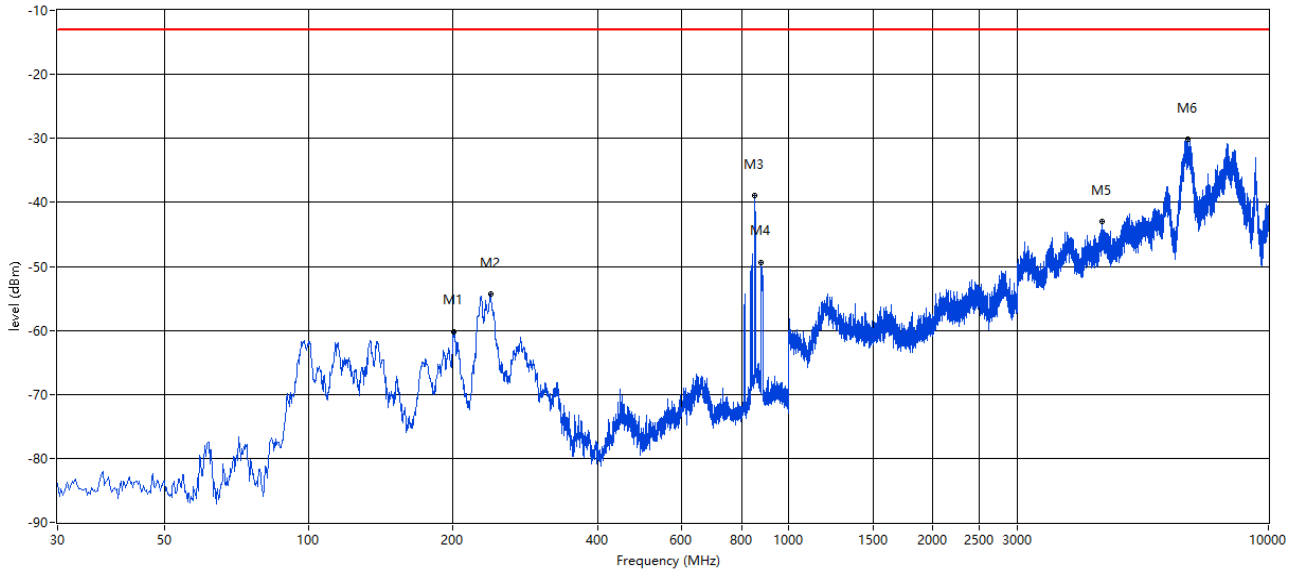


Frequency (MHz)	Result (dBm)	Factor (dB)	PK Limit (dBm)	Margin (dB)	Table (o)	ANT	EUT	Verdict
100.550	-56.31	-13.56	-13.0	43.31	184.80	Vertical	Horizontal	Pass
239.225	-64.63	-4.70	-13.0	51.63	21.20	Vertical	Horizontal	Pass
834.414	-59.23	2.86	-13.0	46.23	360.00	Vertical	Horizontal	N.A
880.235	-28.31	1.31	-13.0	15.31	47.20	Vertical	Horizontal	N.A
3828.543	-44.26	12.00	-13.0	31.26	10.00	Vertical	Horizontal	Pass
6778.805	-29.55	25.94	-13.0	16.55	5.00	Vertical	Horizontal	Pass

## 6.4 LTE Band 5 Bandwidth 10MHz, Middle Channel

### RSE-H 10wid 30MHz-10GHz MID

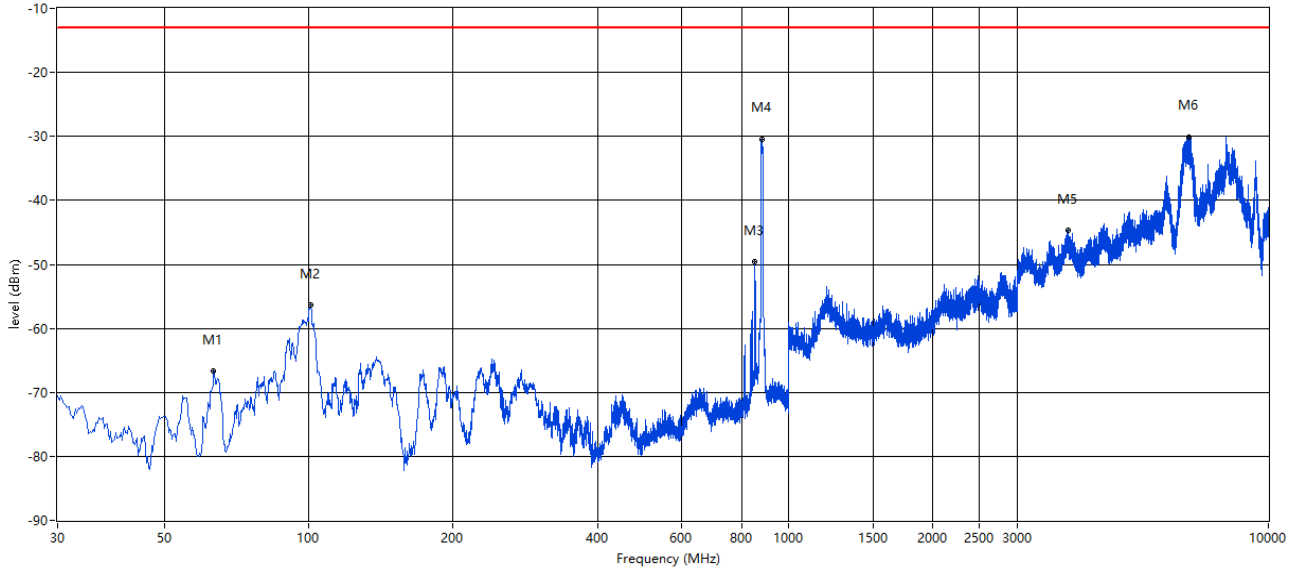
RSE Test case\_CE FCC\_FCC PART22&24&27\_FCC LTE B5&12&13&25&26



Frequency (MHz)	Result (dBm)	Factor (dB)	PK Limit (dBm)	Margin (dB)	Table (o)	ANT	EUT	Verdict
200.435	-60.25	-10.17	-13.0	47.25	276.30	Horizontal	Horizontal	Pass
239.225	-54.39	-4.70	-13.0	41.39	107.50	Horizontal	Horizontal	Pass
841.627	-38.98	4.61	-13.0	25.98	255.80	Horizontal	Horizontal	N.A
877.083	-49.35	1.88	-13.0	36.35	183.40	Horizontal	Horizontal	N.A
4507.123	-42.98	13.85	-13.0	29.98	17.00	Horizontal	Horizontal	Pass
6797.801	-30.20	25.88	-13.0	17.20	5.00	Horizontal	Horizontal	Pass

## RSE-V 10wid 30MHz-10GHz MID

RSE Test case\_CE FCC\_FCC PART22&24&27\_FCC LTE B5&12&13&25&26



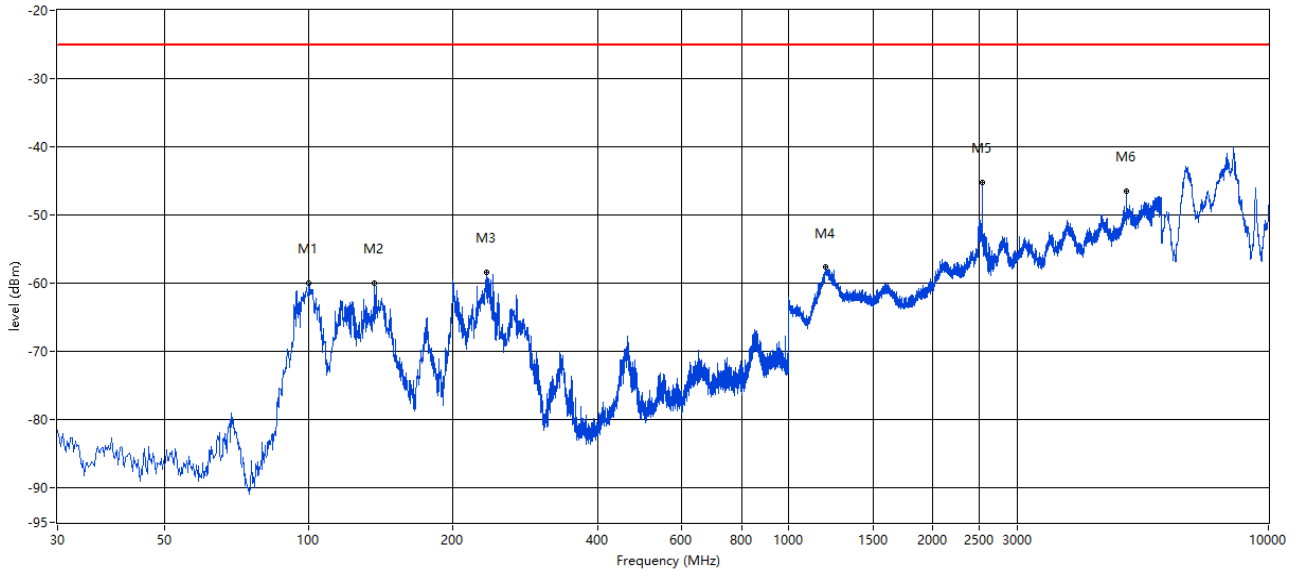
Frequency (MHz)	Result (dBm)	Factor (dB)	PK Limit (dBm)	Margin (dB)	Table (o)	ANT	EUT	Verdict
63.457	-66.63	-16.72	-13.0	53.63	360.00	Vertical	Horizontal	Pass
101.035	-56.36	-13.61	-13.0	43.36	220.70	Vertical	Horizontal	Pass
841.870	-49.55	4.59	-13.0	36.55	306.90	Vertical	Horizontal	N.A
880.235	-30.44	1.31	-13.0	17.44	207.80	Vertical	Horizontal	N.A
3832.292	-44.73	11.98	-13.0	31.73	29.00	Vertical	Horizontal	Pass
6819.795	-30.05	25.59	-13.0	17.05	5.00	Vertical	Horizontal	Pass

## 7 LTE Band 7

### 7.1 LTE Band 7 Bandwidth 5MHz, Middle Channel

#### RSE-H 5wid 30MHz-10GHz MID

RSE Test case\_CE FCC\_FCC PART22&24&27\_FCC PART 27\_2535\_LTE B7

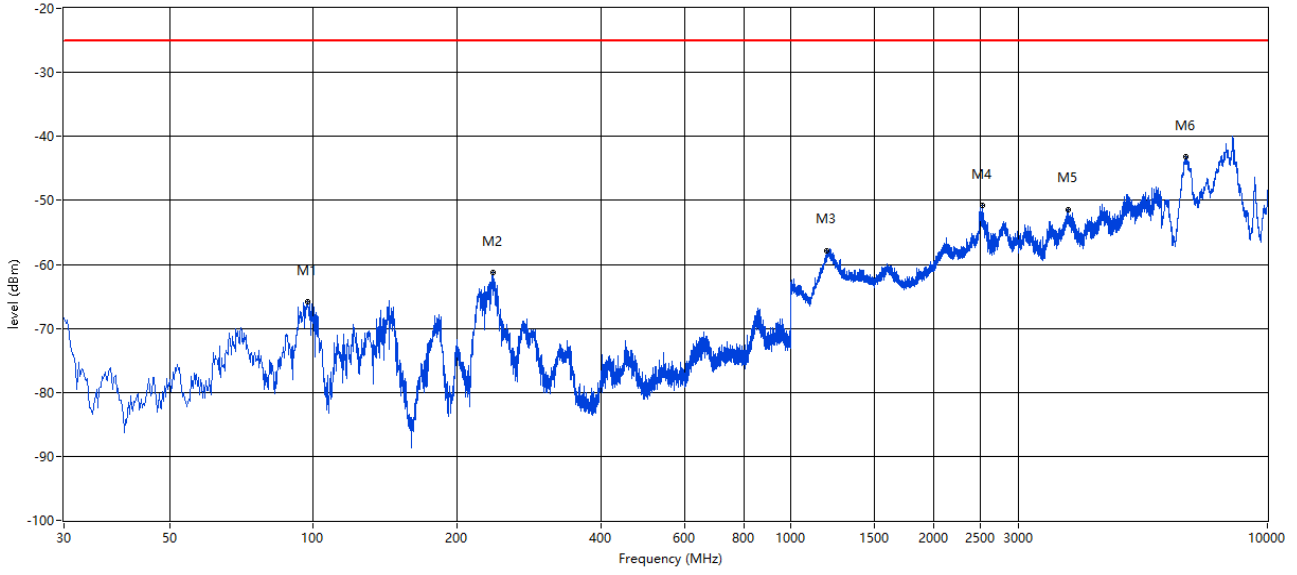


Frequency (MHz)	Result (dBm)	Factor (dB)	PK Limit (dBm)	Margin (dB)	Table (o)	ANT	EUT	Verdict
100.307	-60.04	-12.89	-25.0	35.04	217.00	Horizontal	Horizontal	Pass
137.401	-59.90	-16.34	-25.0	34.90	46.00	Horizontal	Horizontal	Pass
235.104	-58.31	-5.52	-25.0	33.31	75.60	Horizontal	Horizontal	Pass
1194.451	-57.55	5.57	-25.0	32.55	41.10	Horizontal	Horizontal	Pass
2535.617	-45.18	11.29	-25.0	20.18	238.70	Horizontal	Horizontal	N.A
5069.483	-46.49	15.11	-25.0	21.49	317.70	Horizontal	Horizontal	Pass



## RSE-V 5wid 30MHz-10GHz MID

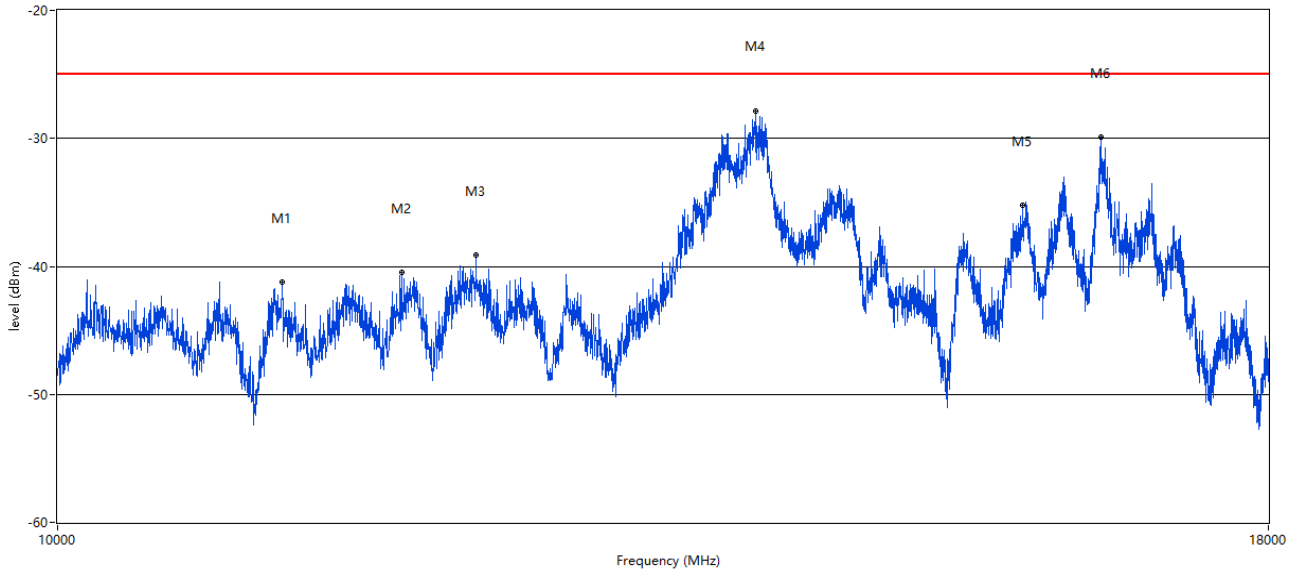
RSE Test case\_CE FCC\_FCC PART2&24&27\_FCC PART 27\_2535\_LTE B7



Frequency (MHz)	Result (dBm)	Factor (dB)	PK Limit (dBm)	Margin (dB)	Table (o)	ANT	EUT	Verdict
97.156	-65.90	-13.42	-25.0	40.90	209.40	Vertical	Horizontal	Pass
238.255	-61.32	-4.26	-25.0	36.32	25.40	Vertical	Horizontal	Pass
1190.952	-57.86	5.33	-25.0	32.86	205.70	Vertical	Horizontal	Pass
2524.119	-50.70	11.67	-25.0	25.70	50.00	Vertical	Horizontal	N.A
3831.542	-51.46	11.96	-25.0	26.46	84.00	Vertical	Horizontal	Pass
6735.566	-43.24	26.07	-25.0	18.24	26.00	Vertical	Horizontal	Pass

## RSE-H 5wid 10-18GHz MID

RSE Test case\_CE FCC\_FCC PART22&24&27\_FCC LTE B7 10-18G



Frequency (MHz)	Result (dBm)	Factor (dB)	PK Limit (dBm)	Margin (dB)	Table (o)	ANT	EUT	Verdict
11149.713	-41.20	18.63	-25.0	16.20	224.00	Horizontal	Horizontal	Pass
11819.545	-40.48	19.07	-25.0	15.48	119.00	Horizontal	Horizontal	Pass
12251.437	-39.09	20.41	-25.0	14.09	278.00	Horizontal	Horizontal	Pass
14030.992	-27.83	32.66	-25.0	2.83	7.00	Horizontal	Horizontal	Pass
15978.505	-35.20	24.54	-25.0	10.20	242.00	Horizontal	Horizontal	Pass
16592.352	-29.94	29.64	-25.0	4.94	174.00	Horizontal	Horizontal	Pass

## RSE-V 5wid 10-18GHz MID

RSE Test case\_CE FCC\_FCC PART22&24&27\_FCC LTE B7 10-18G

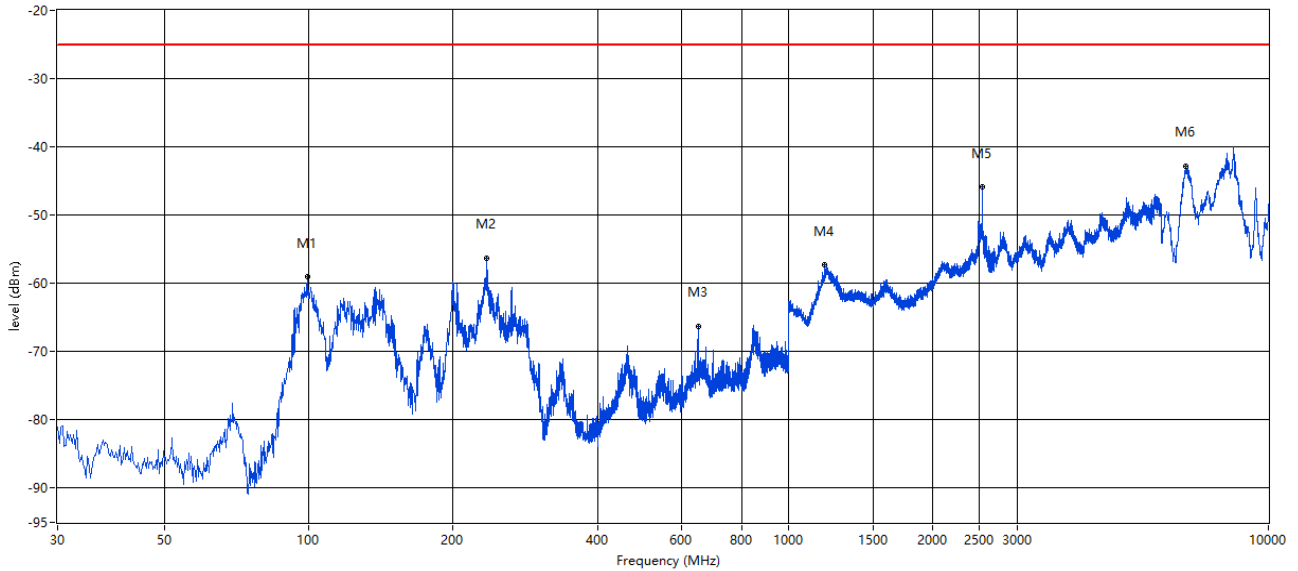


Frequency (MHz)	Result (dBm)	Factor (dB)	PK Limit (dBm)	Margin (dB)	Table (o)	ANT	EUT	Verdict
10505.874	-40.91	18.84	-25.0	15.91	126.00	Vertical	Horizontal	Pass
12135.466	-38.36	19.90	-25.0	13.36	329.00	Vertical	Horizontal	Pass
14046.988	-27.74	32.69	-25.0	2.74	203.00	Vertical	Horizontal	Pass
14616.846	-33.08	27.88	-25.0	8.08	58.00	Vertical	Horizontal	Pass
16284.429	-32.04	26.43	-25.0	7.04	342.00	Vertical	Horizontal	Pass
16616.346	-29.69	29.72	-25.0	4.69	309.00	Vertical	Horizontal	Pass

## 7.2 LTE Band 7 Bandwidth 10MHz, Middle Channel

### RSE-H 10wid 30MHz-10GHz MID

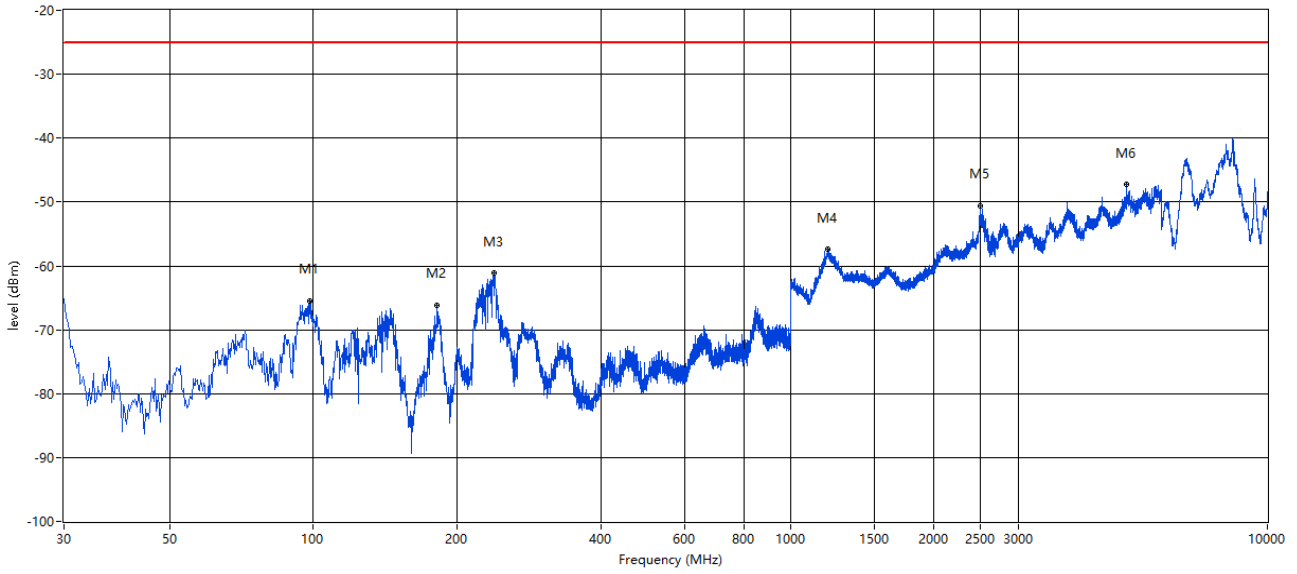
RSE Test case\_CE FCC\_FCC PART22&24&27\_FCC PART 27\_2535\_LTE B7



Frequency (MHz)	Result (dBm)	Factor (dB)	PK Limit (dBm)	Margin (dB)	Table (o)	ANT	EUT	Verdict
99.338	-58.94	-12.98	-25.0	33.94	228.90	Horizontal	Horizontal	Pass
235.589	-56.23	-5.33	-25.0	31.23	81.60	Horizontal	Horizontal	Pass
647.978	-66.34	-0.09	-25.0	41.34	5.20	Horizontal	Horizontal	Pass
1190.452	-57.31	5.30	-25.0	32.31	12.70	Horizontal	Horizontal	Pass
2535.617	-45.92	11.33	-25.0	20.92	240.50	Horizontal	Horizontal	N.A
6732.192	-42.82	26.08	-25.0	17.82	0.00	Horizontal	Horizontal	Pass

## RSE-V 10wid 30MHz-10GHz MID

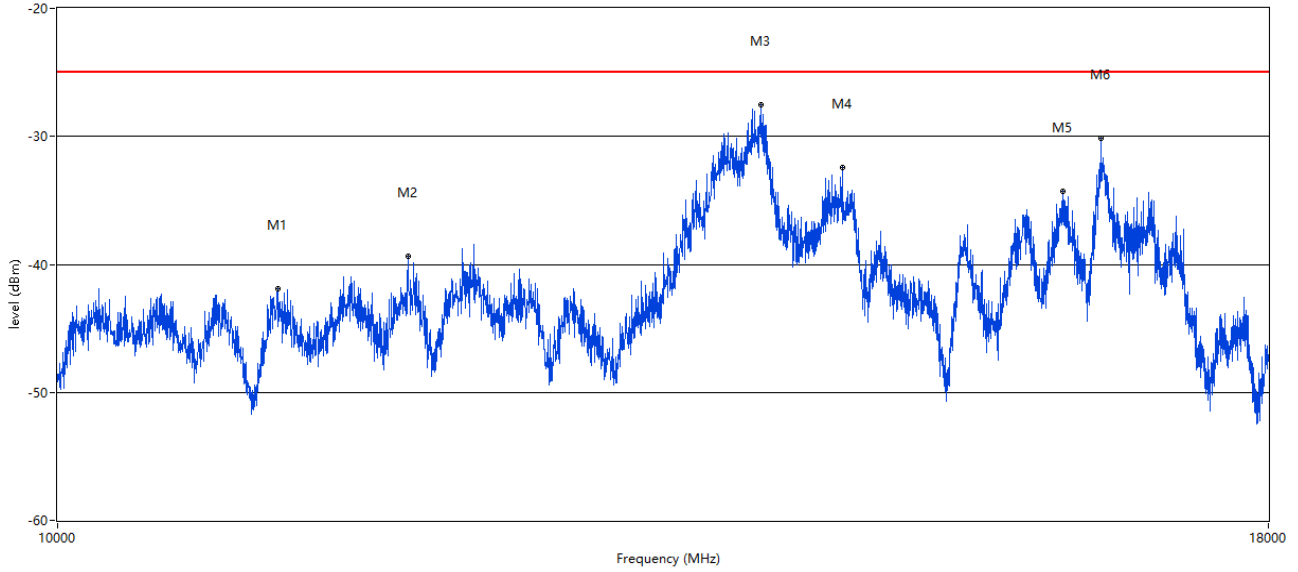
RSE Test case\_CE FCC\_FCC PART22&24&27\_FCC PART 27\_2535\_LTE B7



Frequency (MHz)	Result (dBm)	Factor (dB)	PK Limit (dBm)	Margin (dB)	Table (o)	ANT	EUT	Verdict
98.125	-65.42	-13.22	-25.0	40.42	184.90	Vertical	Horizontal	Pass
181.525	-66.17	-17.23	-25.0	41.17	133.10	Vertical	Horizontal	Pass
239.468	-61.12	-3.78	-25.0	36.12	36.30	Vertical	Horizontal	Pass
1199.950	-57.31	5.94	-25.0	32.31	235.60	Vertical	Horizontal	Pass
2500.625	-50.69	12.61	-25.0	25.69	185.50	Vertical	Horizontal	Pass
5068.733	-47.23	15.06	-25.0	22.23	336.50	Vertical	Horizontal	Pass

## RSE-H 10wid 10-18GHz MID

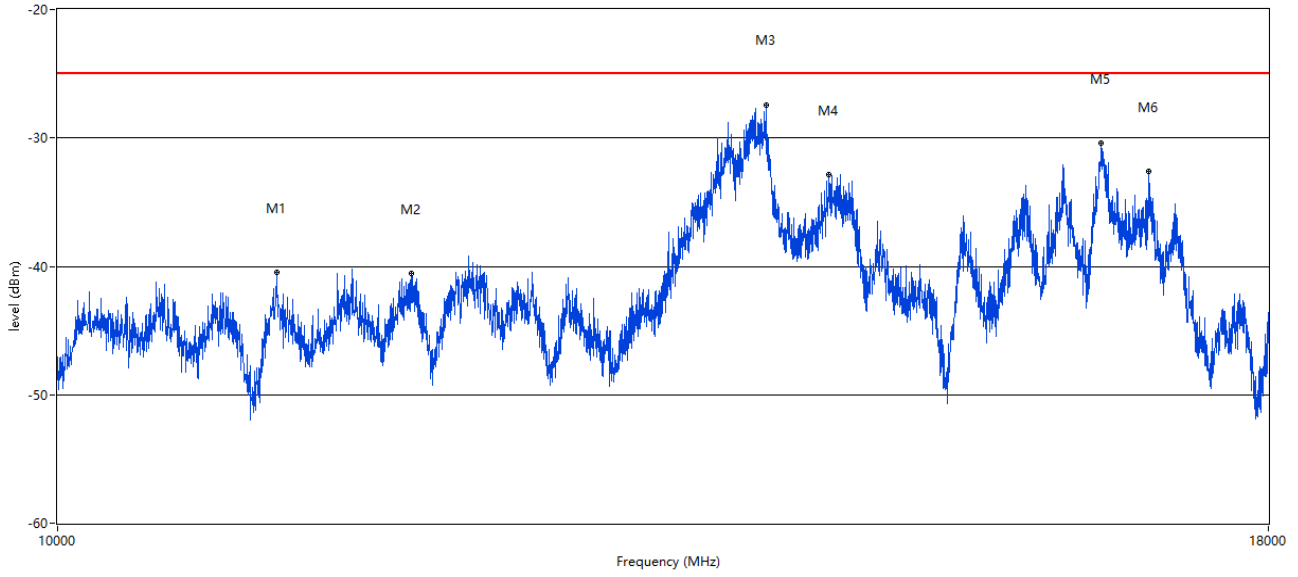
RSE Test case\_CE FCC\_FCC PART2&24&27\_FCC LTE B7 10-18G



Frequency (MHz)	Result (dBm)	Factor (dB)	PK Limit (dBm)	Margin (dB)	Table (o)	ANT	EUT	Verdict
11127.718	-41.88	19.01	-25.0	16.88	212.00	Horizontal	Horizontal	Pass
11853.537	-39.34	19.44	-25.0	14.34	230.00	Horizontal	Horizontal	Pass
14066.983	-27.51	32.72	-25.0	2.51	168.00	Horizontal	Horizontal	Pass
14636.841	-32.44	28.13	-25.0	7.44	4.00	Horizontal	Horizontal	Pass
16294.426	-34.26	26.90	-25.0	9.26	191.00	Horizontal	Horizontal	Pass
16594.351	-30.15	29.83	-25.0	5.15	344.00	Horizontal	Horizontal	Pass

## RSE-V 10wid 10-18GHz MID

RSE Test case\_CE FCC\_FCC PART2&24&27\_FCC LTE B7 10-18G

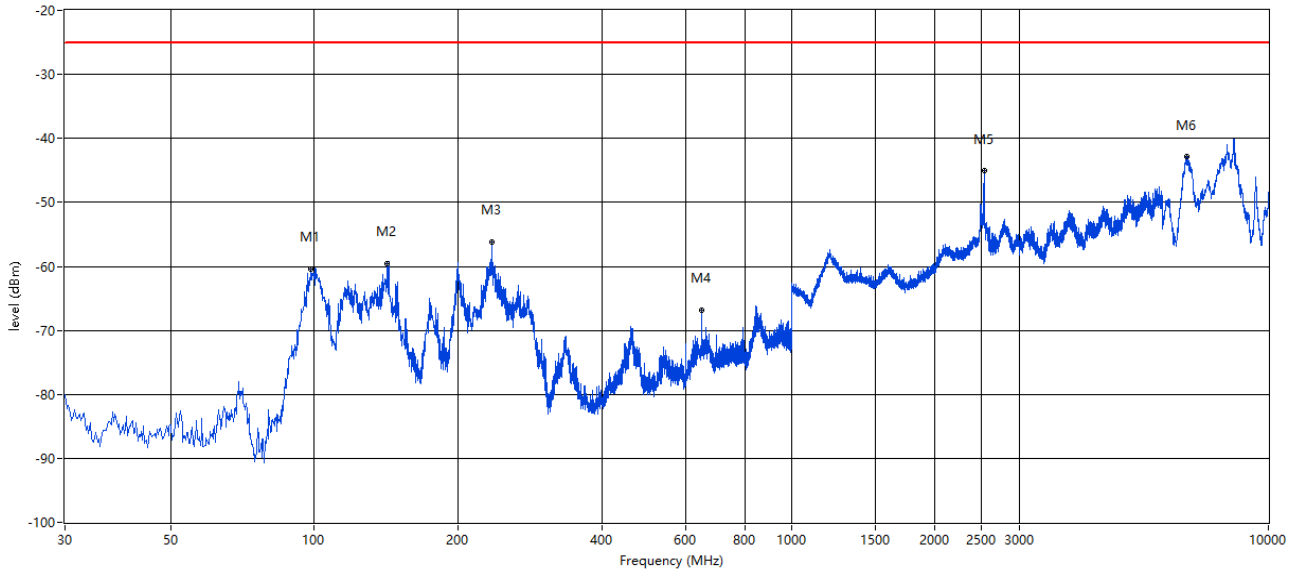


Frequency (MHz)	Result (dBm)	Factor (dB)	PK Limit (dBm)	Margin (dB)	Table (o)	ANT	EUT	Verdict
11125.719	-40.44	19.04	-25.0	15.44	335.00	Vertical	Horizontal	Pass
11875.531	-40.51	19.69	-25.0	15.51	315.00	Vertical	Horizontal	Pass
14106.973	-27.43	32.29	-25.0	2.43	356.00	Vertical	Horizontal	Pass
14542.864	-32.82	27.48	-25.0	7.82	92.00	Vertical	Horizontal	Pass
16596.351	-30.40	30.02	-25.0	5.40	72.00	Vertical	Horizontal	Pass
16980.255	-32.61	26.75	-25.0	7.61	250.00	Vertical	Horizontal	Pass

### 7.3 LTE Band 7 Bandwidth 15MHz, Middle Channel

#### RSE-H 15wid 30MHz-10GHz MID

RSE Test case\_CE FCC\_FCC PART22&24&27\_FCC PART 27\_2535\_LTE B7

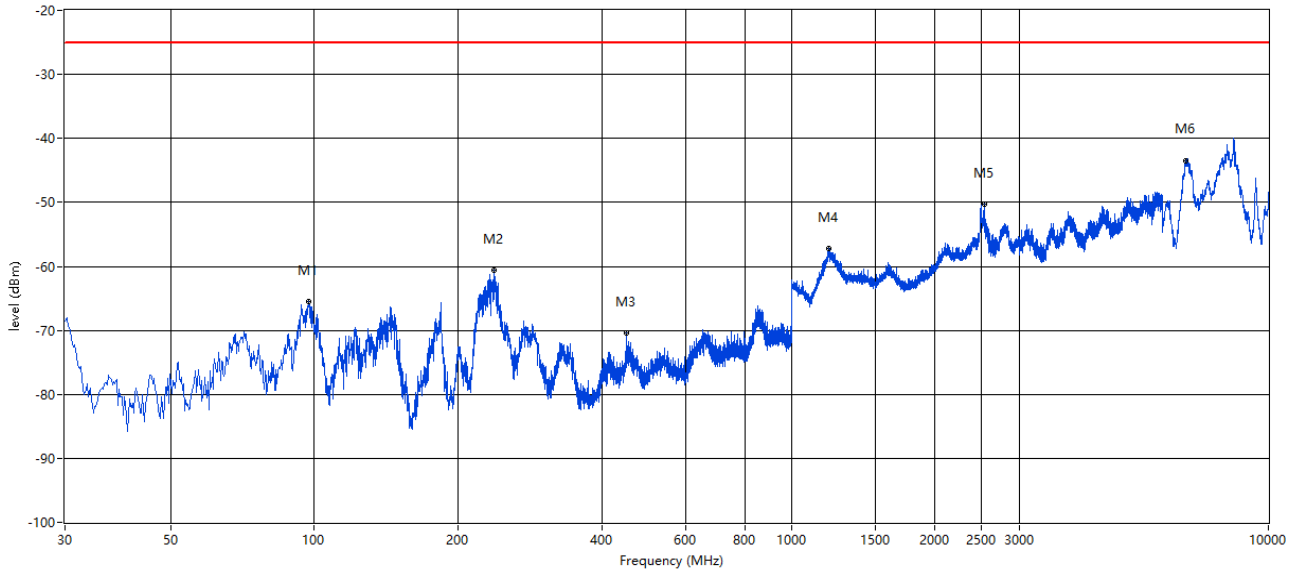


Frequency (MHz)	Result (dBm)	Factor (dB)	PK Limit (dBm)	Margin (dB)	Table (o)	ANT	EUT	Verdict
98.125	-60.46	-13.22	-25.0	35.46	13.80	Horizontal	Horizontal	Pass
142.249	-59.59	-16.43	-25.0	34.59	57.30	Horizontal	Horizontal	Pass
235.346	-56.11	-5.42	-25.0	31.11	64.70	Horizontal	Horizontal	Pass
647.978	-66.82	-0.09	-25.0	41.82	1.30	Horizontal	Horizontal	Pass
2537.615	-45.02	11.01	-25.0	20.02	228.20	Horizontal	Horizontal	N.A
6728.818	-42.88	26.09	-25.0	17.88	13.00	Horizontal	Horizontal	Pass



## RSE-V 15wid 30MHz-10GHz MID

RSE Test case\_CE FCC\_FCC PART22&24&27\_FCC PART 27\_2535\_LTE B7



Frequency (MHz)	Result (dBm)	Factor (dB)	PK Limit (dBm)	Margin (dB)	Table (o)	ANT	EUT	Verdict
97.156	-65.57	-13.42	-25.0	40.57	218.50	Vertical	Horizontal	Pass
237.771	-60.63	-4.46	-25.0	35.63	19.30	Vertical	Horizontal	Pass
450.390	-70.38	-3.05	-25.0	45.38	39.80	Vertical	Horizontal	Pass
1199.950	-57.20	5.94	-25.0	32.20	51.40	Vertical	Horizontal	Pass
2540.615	-50.35	11.01	-25.0	25.35	73.70	Vertical	Horizontal	N.A
6723.757	-43.48	26.11	-25.0	18.48	2.00	Vertical	Horizontal	Pass

## RSE-H 15wid 10-18GHz MID

RSE Test case\_CE FCC\_FCC PART22&24&27\_FCC LTE B7 10-18G



Frequency (MHz)	Result (dBm)	Factor (dB)	PK Limit (dBm)	Margin (dB)	Table (o)	ANT	EUT	Verdict
11097.726	-40.31	19.31	-25.0	15.31	55.00	Horizontal	Horizontal	Pass
12247.438	-39.55	20.43	-25.0	14.55	25.00	Horizontal	Horizontal	Pass
14018.995	-28.02	32.65	-25.0	3.02	355.00	Horizontal	Horizontal	Pass
14556.861	-32.60	27.53	-25.0	7.60	181.00	Horizontal	Horizontal	Pass
16018.495	-34.37	24.16	-25.0	9.37	47.00	Horizontal	Horizontal	Pass
16612.347	-29.32	29.88	-25.0	4.32	251.00	Horizontal	Horizontal	Pass

## RSE-V 15wid 10-18GHz MID

RSE Test case\_CE FCC\_FCC PART2&24&27\_FCC LTE B7 10-18G

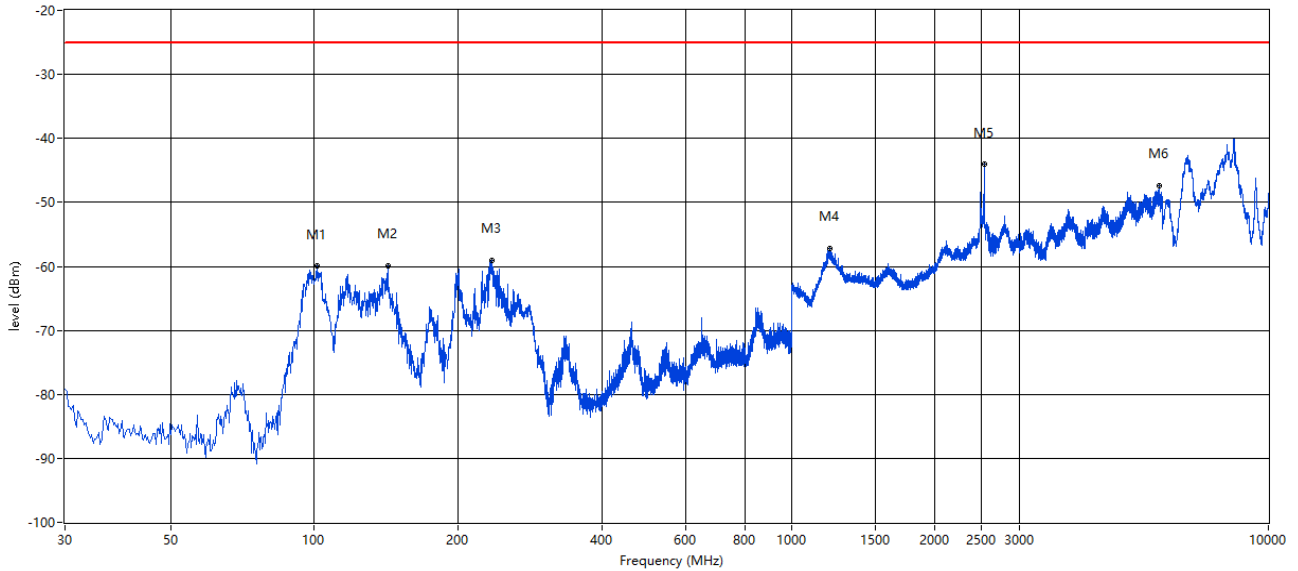


Frequency (MHz)	Result (dBm)	Factor (dB)	PK Limit (dBm)	Margin (dB)	Table (o)	ANT	EUT	Verdict
11111.722	-41.64	19.28	-25.0	16.64	7.00	Vertical	Horizontal	Pass
11881.530	-40.18	19.75	-25.0	15.18	201.00	Vertical	Horizontal	Pass
12243.439	-39.50	20.46	-25.0	14.50	164.00	Vertical	Horizontal	Pass
14044.989	-27.58	32.68	-25.0	2.58	137.00	Vertical	Horizontal	Pass
14586.853	-32.34	27.63	-25.0	7.34	164.00	Vertical	Horizontal	Pass
16602.349	-28.46	30.27	-25.0	3.46	55.00	Vertical	Horizontal	Pass

## 7.4 LTE Band 7 Bandwidth 20MHz, Middle Channel

### RSE-H 20wid 30MHz-10GHz MID

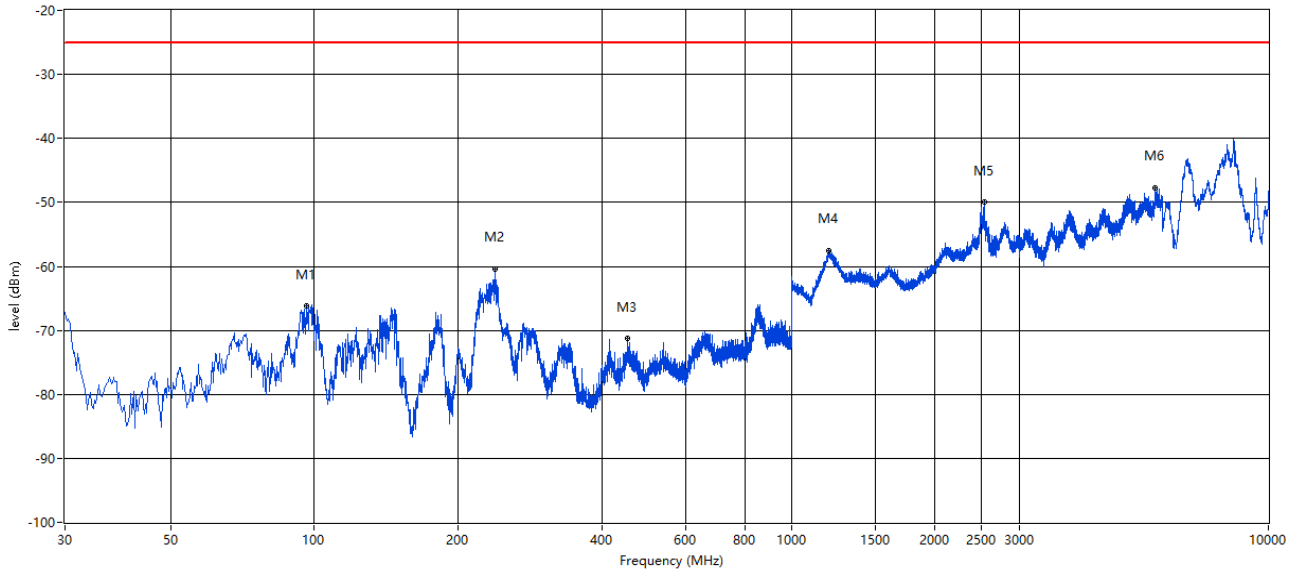
RSE Test case\_CE FCC\_FCC PART22&24&27\_FCC PART 27\_2535\_LTE B7



Frequency (MHz)	Result (dBm)	Factor (dB)	PK Limit (dBm)	Margin (dB)	Table (o)	ANT	EUT	Verdict
101.520	-59.94	-13.05	-25.0	34.94	209.40	Horizontal	Horizontal	Pass
142.492	-59.90	-16.46	-25.0	34.90	43.90	Horizontal	Horizontal	Pass
235.831	-59.00	-5.23	-25.0	34.00	67.90	Horizontal	Horizontal	Pass
1203.449	-57.23	5.78	-25.0	32.23	290.50	Horizontal	Horizontal	Pass
2537.614	-44.08	10.93	-25.0	19.08	243.80	Horizontal	Horizontal	N.A
5904.024	-47.37	17.23	-25.0	22.37	10.00	Horizontal	Horizontal	Pass

## RSE-V 20wid 30MHz-10GHz MID

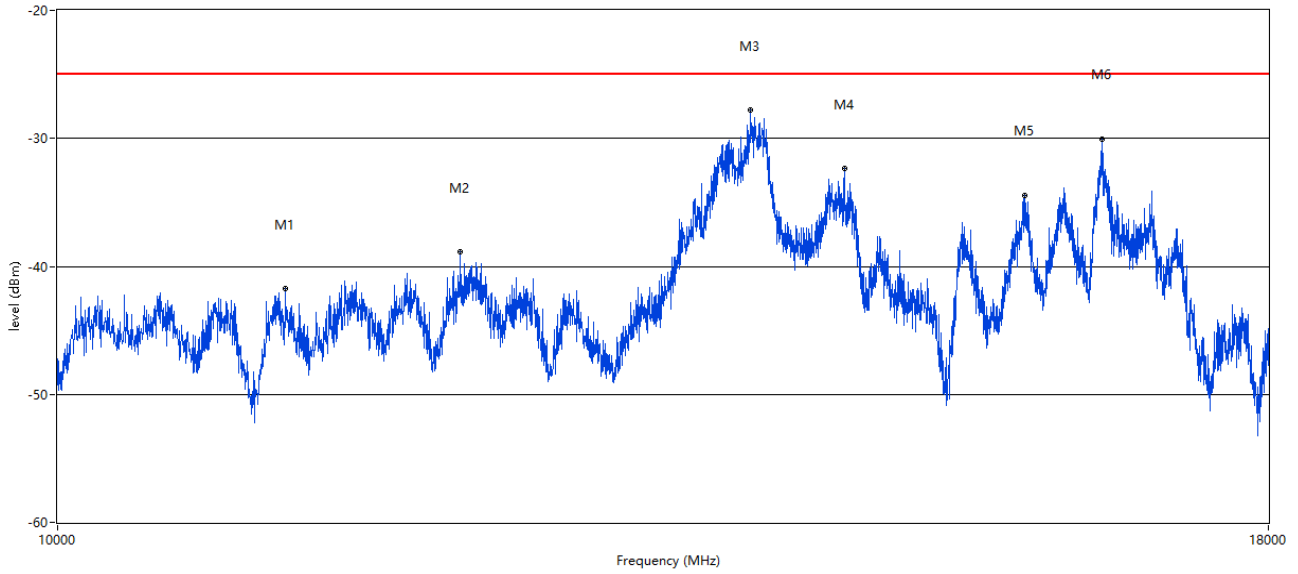
RSE Test case\_CE FCC\_FCC PART22&24&27\_FCC PART 27\_2535\_LTE B7



Frequency (MHz)	Result (dBm)	Factor (dB)	PK Limit (dBm)	Margin (dB)	Table (o)	ANT	EUT	Verdict
96.428	-66.22	-13.56	-25.0	41.22	138.40	Vertical	Horizontal	Pass
239.468	-60.40	-3.78	-25.0	35.40	28.40	Vertical	Horizontal	Pass
454.026	-71.26	-3.21	-25.0	46.26	76.90	Vertical	Horizontal	Pass
1199.950	-57.57	5.94	-25.0	32.57	98.70	Vertical	Horizontal	Pass
2542.114	-49.90	10.95	-25.0	24.90	252.80	Vertical	Horizontal	N.A
5796.801	-47.81	16.81	-25.0	22.81	5.00	Vertical	Horizontal	Pass

## RSE-H 20wid 10-18GHz MID

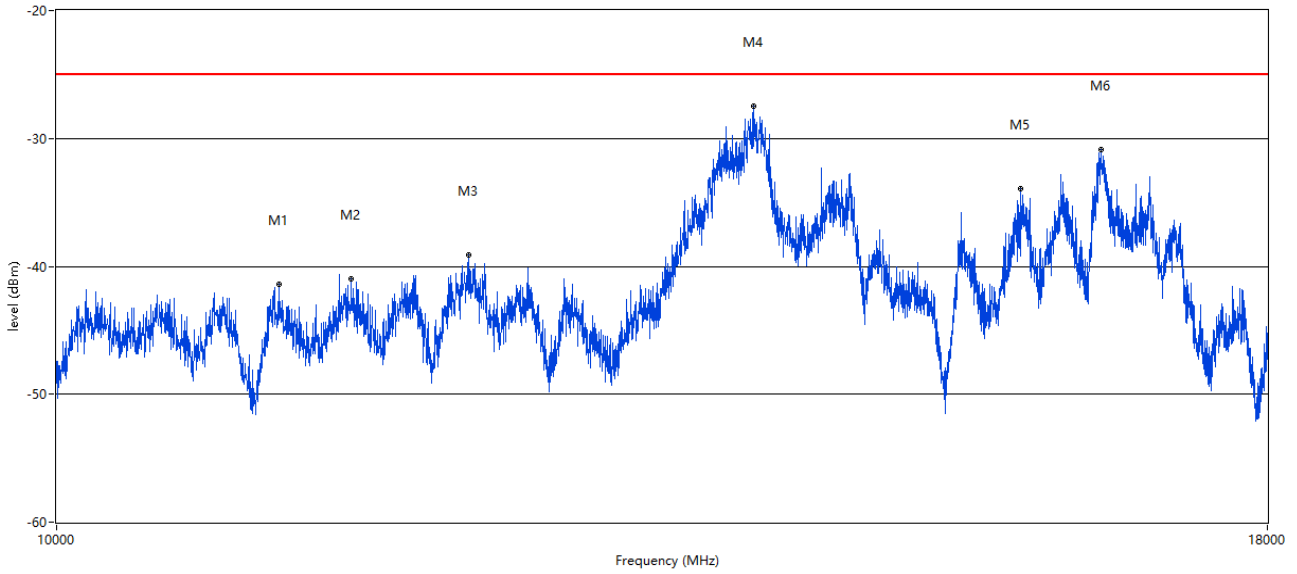
RSE Test case\_CE FCC\_FCC PART22&24&27\_FCC LTE B7 10-18G



Frequency (MHz)	Result (dBm)	Factor (dB)	PK Limit (dBm)	Margin (dB)	Table (o)	ANT	EUT	Verdict
11169.708	-41.72	18.28	-25.0	16.72	178.00	Horizontal	Horizontal	Pass
12159.460	-38.90	20.20	-25.0	13.90	331.00	Horizontal	Horizontal	Pass
13999.000	-27.81	32.59	-25.0	2.81	194.00	Horizontal	Horizontal	Pass
14652.837	-32.39	28.34	-25.0	7.39	272.00	Horizontal	Horizontal	Pass
15988.503	-34.45	24.82	-25.0	9.45	104.00	Horizontal	Horizontal	Pass
16600.350	-30.03	30.35	-25.0	5.03	71.00	Horizontal	Horizontal	Pass

RSE-V 20wid 10-18GHz MID

RSE Test case\_CE FCC\_FCC PART2&24&27\_FCC LTE B7 10-18G



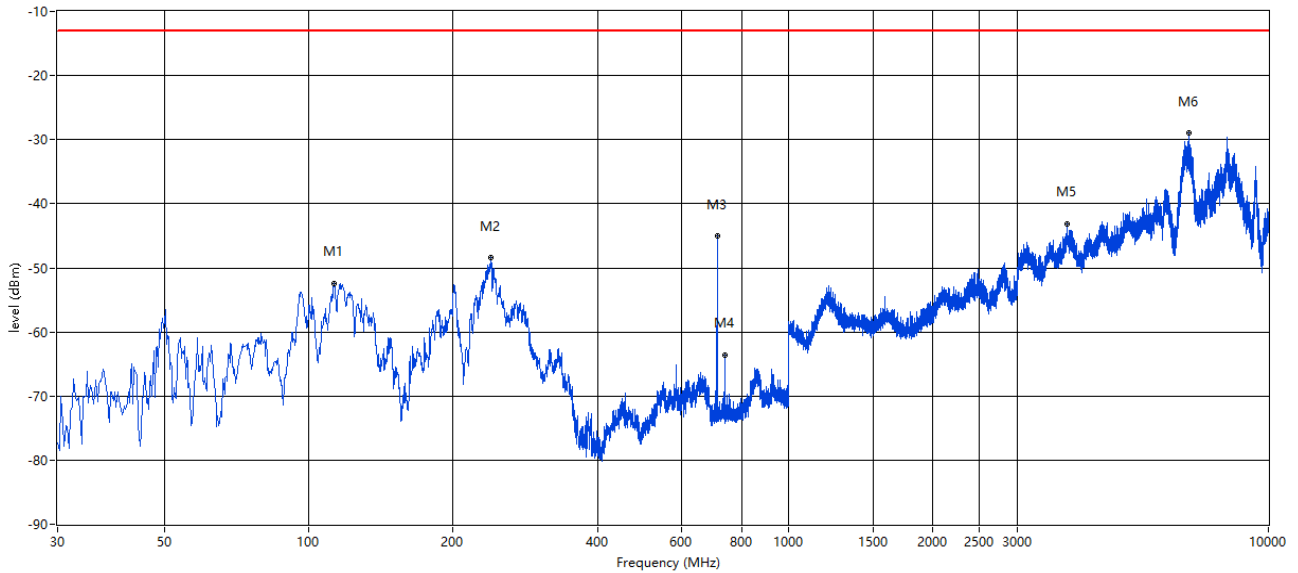
Frequency (MHz)	Result (dBm)	Factor (dB)	PK Limit (dBm)	Margin (dB)	Table (o)	ANT	EUT	Verdict
11139.715	-41.36	18.80	-25.0	16.36	95.00	Vertical	Horizontal	Pass
11537.616	-41.00	19.46	-25.0	16.00	331.00	Vertical	Horizontal	Pass
12211.447	-39.08	20.64	-25.0	14.08	350.00	Vertical	Horizontal	Pass
14026.993	-26.51	32.66	-25.0	1.51	226.00	Vertical	Horizontal	Pass
15970.507	-33.93	24.32	-25.0	8.93	97.00	Vertical	Horizontal	Pass
16602.349	-30.87	30.27	-25.0	5.87	34.00	Vertical	Horizontal	Pass

## 8 LTE Band 12

### 8.1 LTE Band 12 Bandwidth 1.4MHz, Middle Channel

#### RSE-H 1.4wid 30MHz-10GHz MID

RSE Test case\_CE FCC\_FCC PART22&24&27\_FCC LTE B5&12&13&25&26

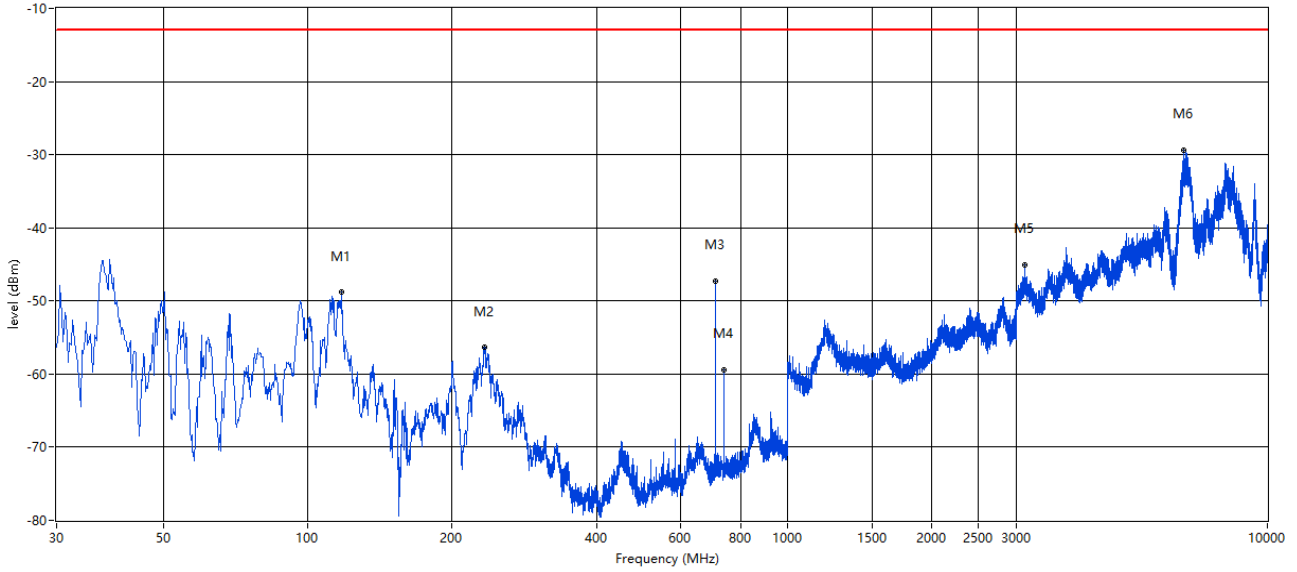


Frequency (MHz)	Result (dBm)	Factor (dB)	PK Limit (dBm)	Margin (dB)	Table (o)	ANT	EUT	Verdict
113.157	-52.50	-12.46	-13.0	39.50	261.00	Horizontal	Horizontal	Pass
239.468	-48.48	-4.61	-13.0	35.48	148.00	Horizontal	Horizontal	Pass
707.800	-45.05	-2.79	-13.0	32.05	1.00	Horizontal	Horizontal	N.A
735.741	-64.60	-2.25	-13.0	51.60	157.00	Horizontal	Horizontal	N.A
3806.798	-43.16	12.60	-13.0	30.16	205.00	Horizontal	Horizontal	Pass
6834.791	-28.93	25.38	-13.0	15.93	53.00	Horizontal	Horizontal	Pass



## RSE-V 1.4wid 30MHz-10GHz MID

RSE Test case\_CE FCC\_FCC PART22&24&27\_FCC LTE B5&12&13&25&26

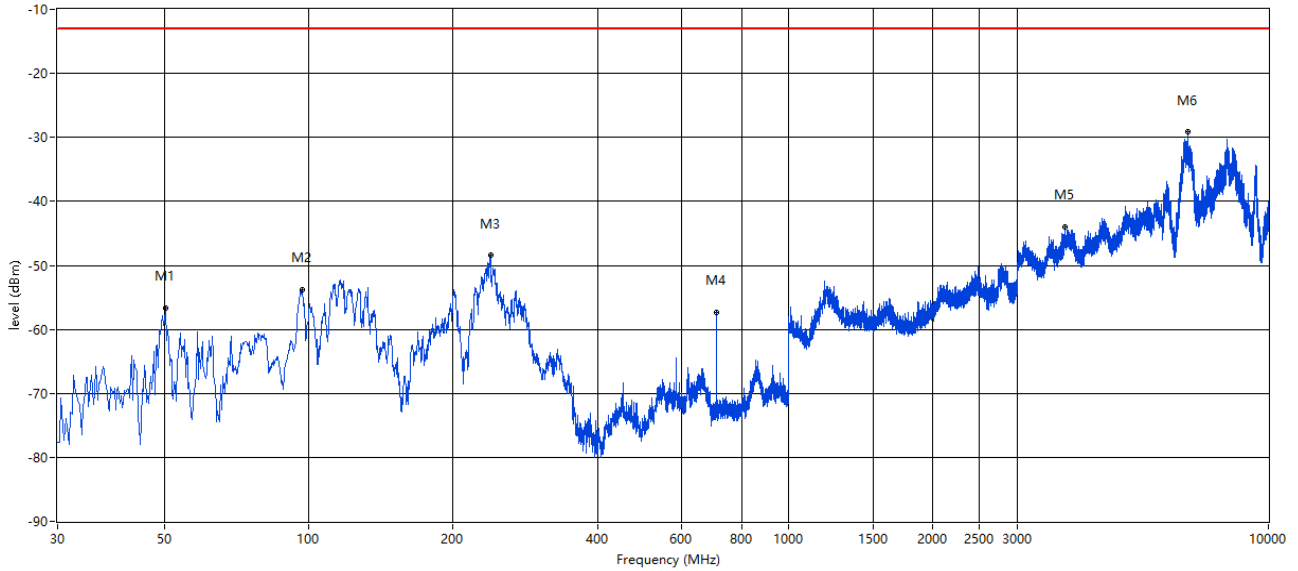


Frequency (MHz)	Result (dBm)	Factor (dB)	PK Limit (dBm)	Margin (dB)	Table (o)	ANT	EUT	Verdict
117.521	-48.79	-13.22	-13.0	35.79	202.00	Vertical	Horizontal	Pass
233.892	-56.36	-6.66	-13.0	43.36	196.00	Vertical	Horizontal	Pass
707.618	-47.25	-2.86	-13.0	34.25	98.00	Vertical	Horizontal	N.A
738.650	-59.44	-2.23	-13.0	46.44	79.00	Vertical	Horizontal	N.A
3115.471	-45.12	9.90	-13.0	32.12	174.00	Vertical	Horizontal	Pass
6687.828	-29.36	25.70	-13.0	16.36	346.00	Vertical	Horizontal	Pass

## 8.2 LTE Band 12 Bandwidth 3MHz, Middle Channel

### RSE-H 3wid 30MHz-10GHz MID

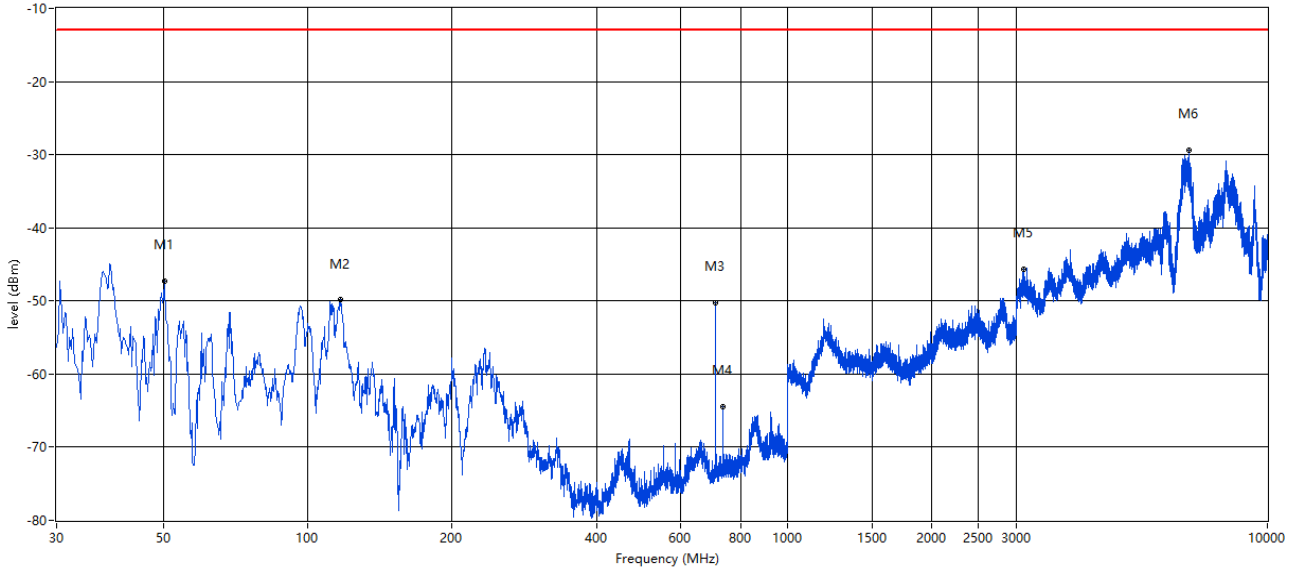
RSE Test case\_CE FCC\_FCC PART2&24&27\_FCC LTE B5&12&13&25&26



Frequency (MHz)	Result (dBm)	Factor (dB)	PK Limit (dBm)	Margin (dB)	Table (o)	ANT	EUT	Verdict
50.365	-56.74	-13.03	-13.0	43.74	254.00	Horizontal	Horizontal	Pass
96.913	-53.74	-14.03	-13.0	40.74	43.00	Horizontal	Horizontal	Pass
239.468	-48.45	-4.61	-13.0	35.45	198.00	Horizontal	Horizontal	Pass
707.376	-57.35	-2.87	-13.0	44.35	22.00	Horizontal	Horizontal	N.A
3773.807	-43.99	12.12	-13.0	30.99	138.00	Horizontal	Horizontal	Pass
6810.797	-29.19	25.72	-13.0	16.19	186.00	Horizontal	Horizontal	Pass

RSE-V 3wid 30MHz-10GHz MID

RSE Test case\_CE FCC\_FCC PART22&24&27\_FCC LTE B5&12&13&25&26

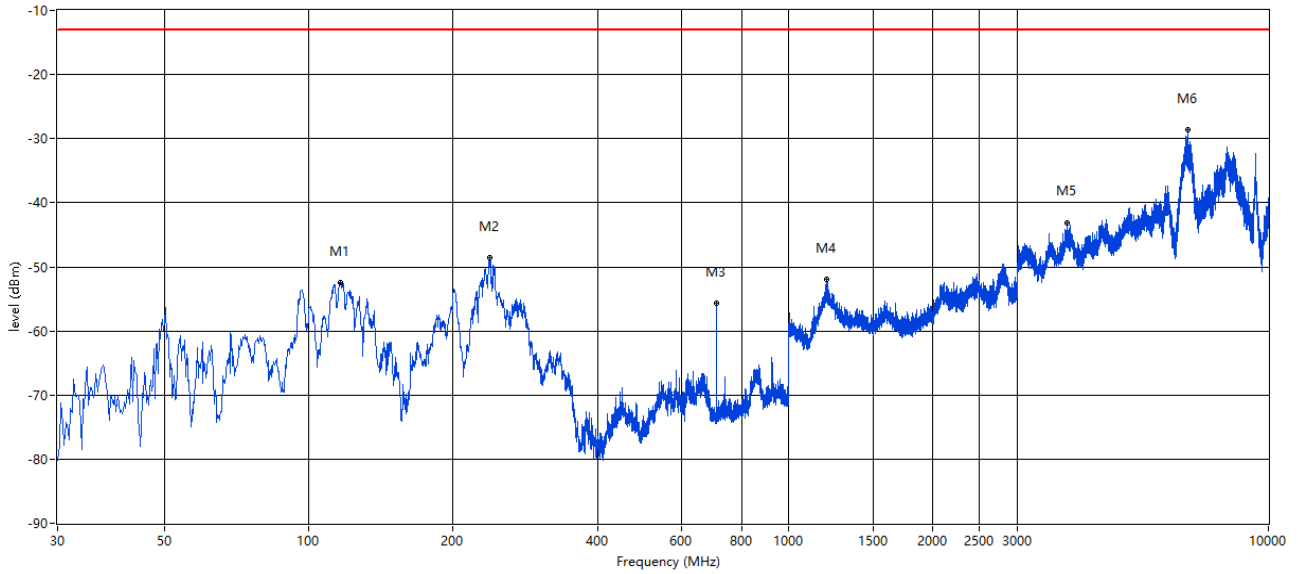


Frequency (MHz)	Result (dBm)	Factor (dB)	PK Limit (dBm)	Margin (dB)	Table (o)	ANT	EUT	Verdict
50.365	-47.32	-13.03	-13.0	34.32	165.00	Vertical	Horizontal	Pass
117.036	-49.79	-13.04	-13.0	36.79	317.00	Vertical	Horizontal	Pass
707.376	-50.26	-2.87	-13.0	37.26	15.00	Vertical	Horizontal	N.A
733.317	-64.40	-2.26	-13.0	51.40	301.00	Vertical	Horizontal	N.A
3101.975	-45.69	10.02	-13.0	32.69	299.00	Vertical	Horizontal	Pass
6873.782	-29.35	24.84	-13.0	16.35	0.00	Vertical	Horizontal	Pass

### 8.3 LTE Band 12 Bandwidth 5MHz, Middle Channel

#### RSE-H 5wid 30MHz-10GHz MID

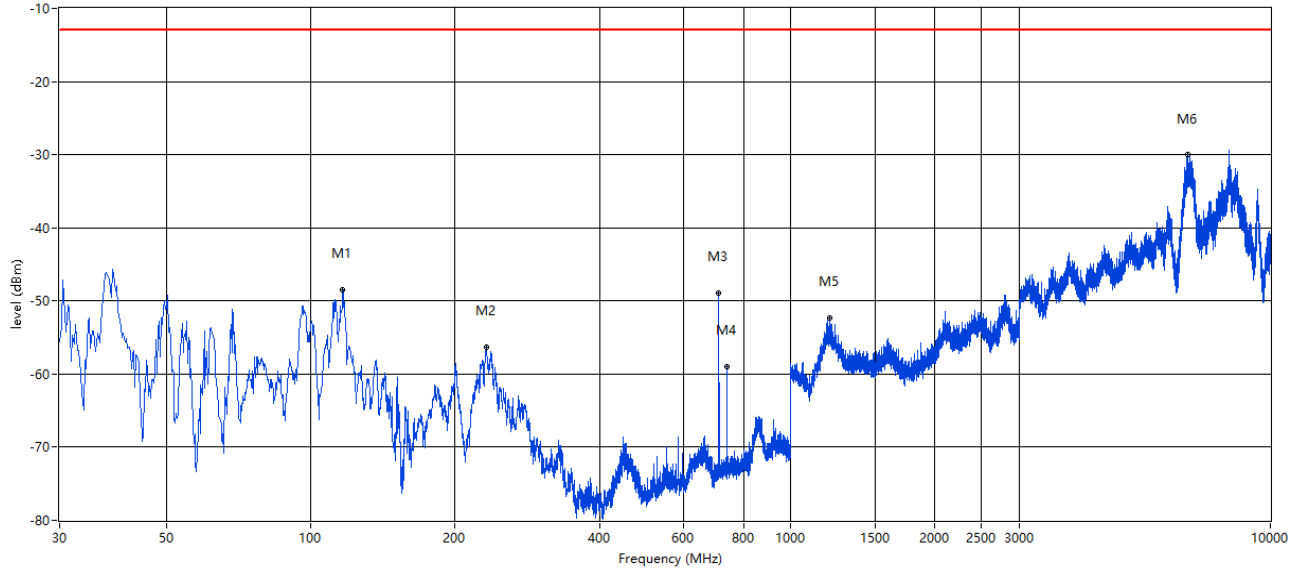
RSE Test case\_CE FCC\_FCC PART22&24&27\_FCC LTE B5&12&13&25&26



Frequency (MHz)	Result (dBm)	Factor (dB)	PK Limit (dBm)	Margin (dB)	Table (o)	ANT	EUT	Verdict
116.308	-52.48	-12.76	-13.0	39.48	243.00	Horizontal	Horizontal	Pass
238.498	-48.64	-4.97	-13.0	35.64	252.00	Horizontal	Horizontal	Pass
707.618	-56.73	-2.86	-13.0	43.73	2.00	Horizontal	Horizontal	N.A
1200.450	-51.90	4.00	-13.0	38.90	138.00	Horizontal	Horizontal	Pass
3805.299	-43.15	12.57	-13.0	30.15	198.00	Horizontal	Horizontal	Pass
6800.800	-28.65	25.86	-13.0	15.65	10.00	Horizontal	Horizontal	Pass

## RSE-V 5wid 30MHz-10GHz MID

RSE Test case\_CE FCC\_FCC PART2&24&27\_FCC LTE B5&12&13&25&26

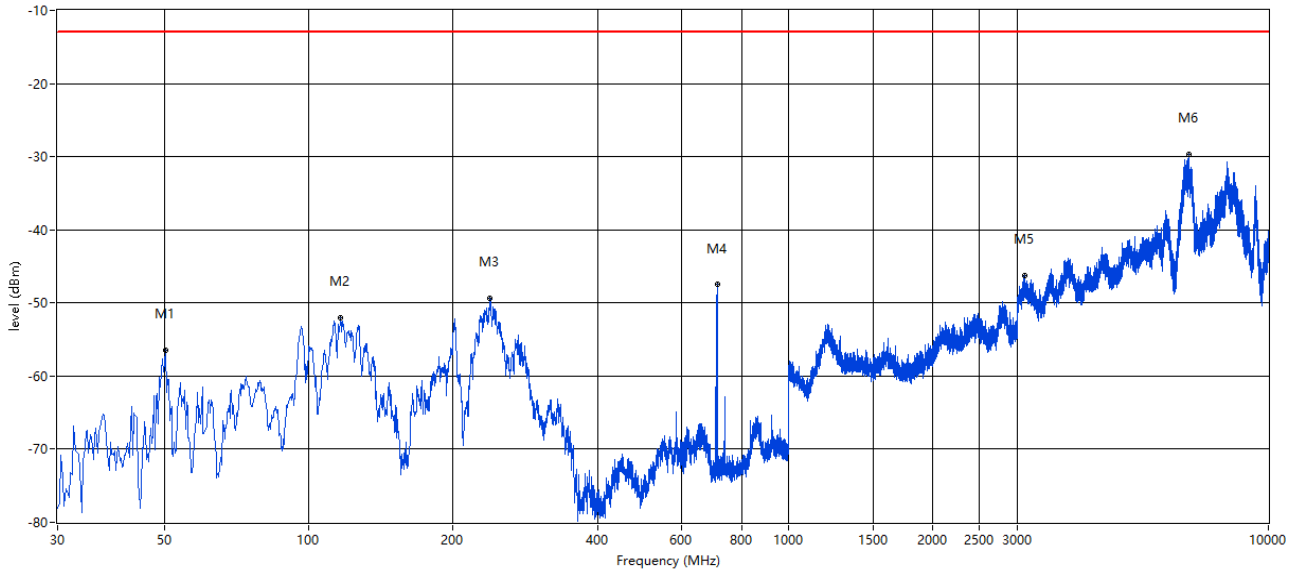


Frequency (MHz)	Result (dBm)	Factor (dB)	PK Limit (dBm)	Margin (dB)	Table (o)	ANT	EUT	Verdict
116.793	-48.49	-12.94	-13.0	35.49	4.00	Vertical	Horizontal	Pass
232.194	-56.30	-7.28	-13.0	43.30	50.00	Vertical	Horizontal	Pass
709.558	-48.99	-2.79	-13.0	35.99	299.00	Vertical	Horizontal	N.A
736.953	-58.02	-2.24	-13.0	45.02	197.00	Vertical	Horizontal	N.A
1208.448	-52.32	3.61	-13.0	39.32	118.00	Vertical	Horizontal	Pass
6713.822	-29.98	26.14	-13.0	16.98	96.00	Vertical	Horizontal	Pass

## 8.4 LTE Band 12 Bandwidth 10MHz, Middle Channel

### RSE-H 10wid 30MHz-10GHz MID

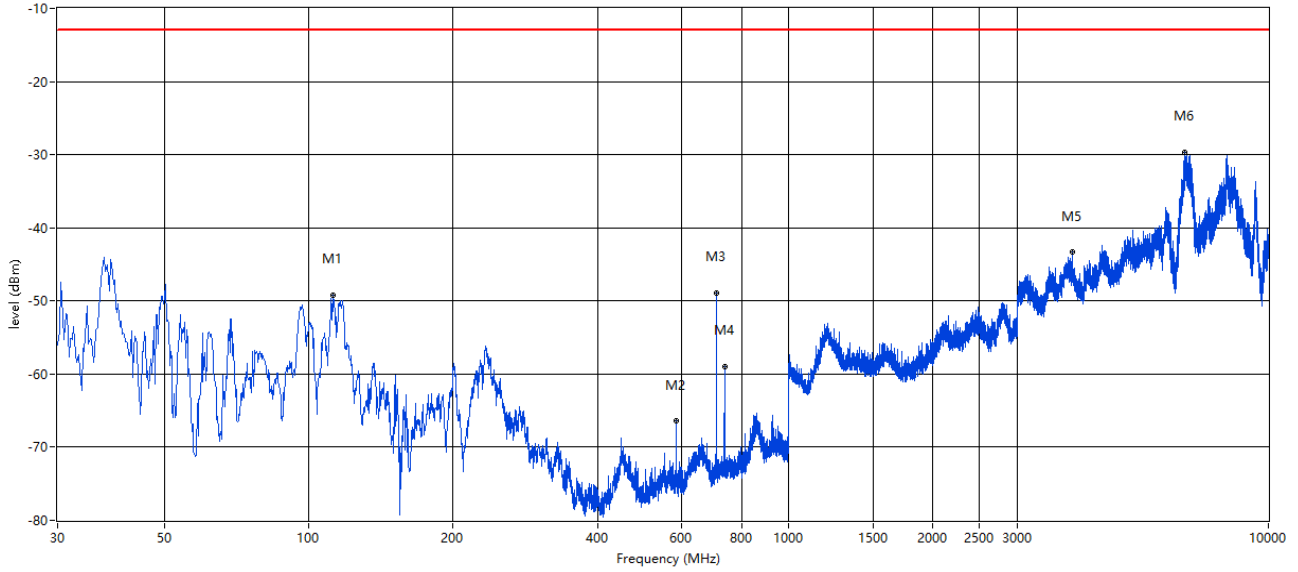
RSE Test case\_CE FCC\_FCC PART22&24&27\_FCC LTE B5&12&13&25&26



Frequency (MHz)	Result (dBm)	Factor (dB)	PK Limit (dBm)	Margin (dB)	Table (o)	ANT	EUT	Verdict
50.365	-56.54	-13.03	-13.0	43.54	101.00	Horizontal	Horizontal	Pass
116.551	-52.05	-12.85	-13.0	39.05	184.00	Horizontal	Horizontal	Pass
238.983	-49.30	-4.79	-13.0	36.30	210.00	Horizontal	Horizontal	Pass
709.740	-48.52	-2.75	-13.0	35.52	166.00	Horizontal	Horizontal	N.A
3103.474	-46.26	10.09	-13.0	33.26	346.00	Horizontal	Horizontal	Pass
6826.793	-29.74	25.49	-13.0	16.74	352.00	Horizontal	Horizontal	Pass

## RSE-V 10wid 30MHz-10GHz MID

RSE Test case\_CE FCC\_FCC PART22&24&27\_FCC LTE B5&12&13&25&26



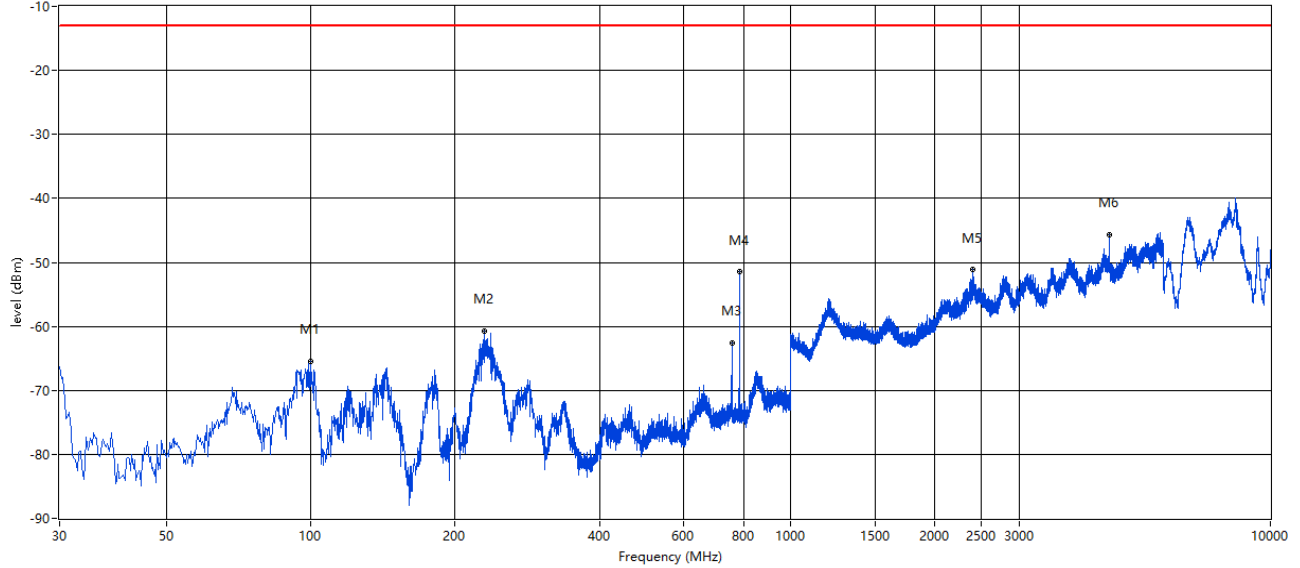
Frequency (MHz)	Result (dBm)	Factor (dB)	PK Limit (dBm)	Margin (dB)	Table (o)	ANT	EUT	Verdict
112.187	-49.18	-12.57	-13.0	36.18	3.00	Vertical	Horizontal	Pass
583.247	-66.45	-5.83	-13.0	53.45	218.00	Vertical	Horizontal	Pass
706.648	-48.91	-2.89	-13.0	35.91	308.00	Vertical	Horizontal	N.A
735.499	-59.95	-2.25	-13.0	46.95	334.00	Vertical	Horizontal	N.A
3902.774	-43.26	11.89	-13.0	30.26	109.00	Vertical	Horizontal	Pass
6703.824	-29.74	26.17	-13.0	16.74	72.00	Vertical	Horizontal	Pass

## 9 LTE Band 13

### 9.1 LTE Band 13 Bandwidth 5MHz, Middle Channel

#### RSE-H 5wid 30MHz-10GHz MID

RSE Test case\_CE FCC\_FCC PART2&24&27\_FCC LTE B5&12&13&25&26

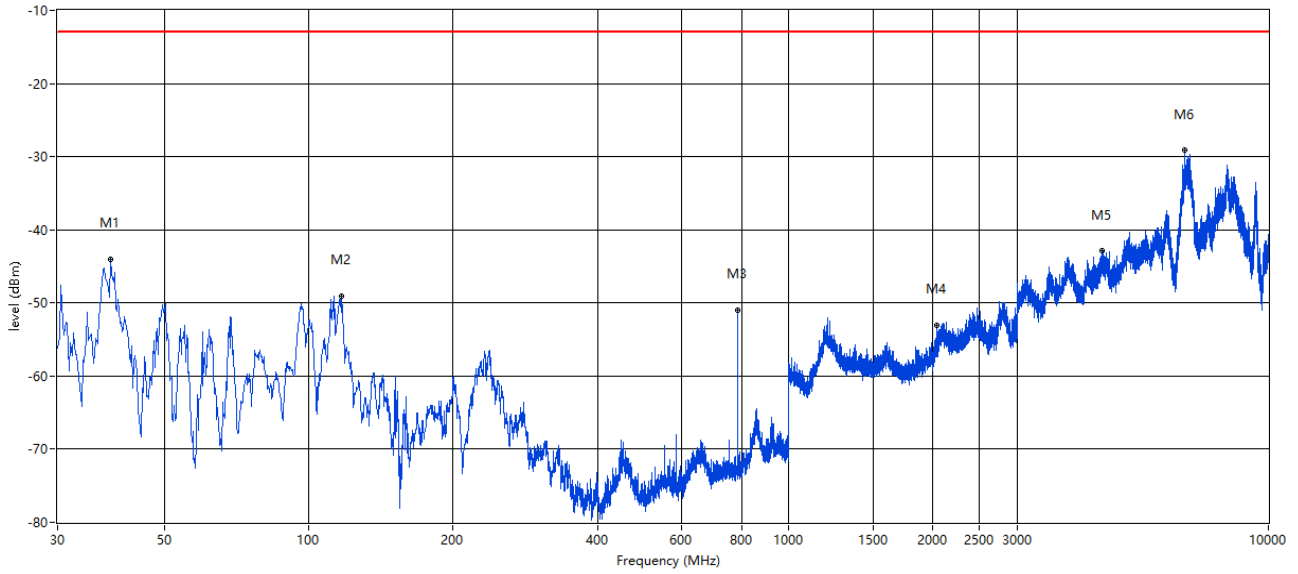


Frequency (MHz)	Result (dBm)	Factor (dB)	PK Limit (dBm)	Margin (dB)	Table (o)	ANT	EUT	Verdict
100.307	-65.39	-13.15	-13.0	52.39	172.00	Horizontal	Horizontal	Pass
230.255	-60.73	-7.33	-13.0	47.73	21.00	Horizontal	Horizontal	Pass
754.651	-63.54	-0.84	-13.0	50.54	238.00	Horizontal	Horizontal	N.A
782.047	-51.52	-0.80	-13.0	38.52	116.00	Horizontal	Horizontal	N.A
2399.575	-51.17	9.74	-13.0	38.17	79.00	Horizontal	Horizontal	Pass
4618.298	-45.70	13.14	-13.0	32.70	281.00	Horizontal	Horizontal	Pass



## RSE-V 5wid 30MHz-10GHz MID

RSE Test case\_CE FCC\_FCC PART22&24&27\_FCC LTE B5&12&13&25&26

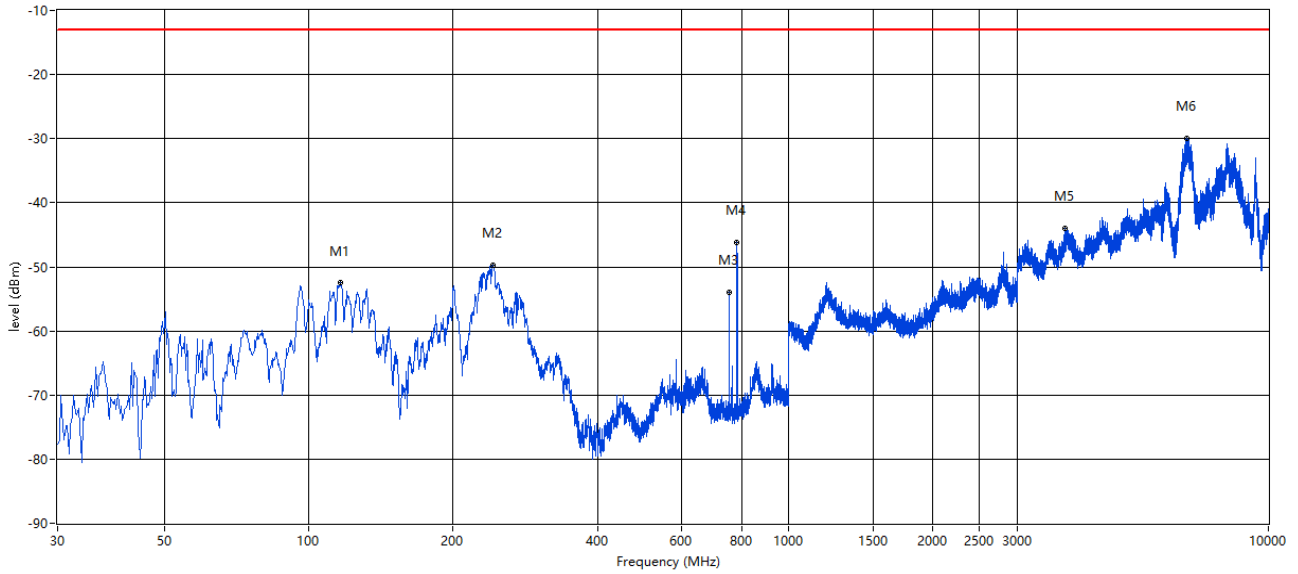


Frequency (MHz)	Result (dBm)	Factor (dB)	PK Limit (dBm)	Margin (dB)	Table (o)	ANT	EUT	Verdict
38.728	-44.07	-11.82	-13.0	31.07	228.00	Vertical	Horizontal	Pass
117.036	-49.00	-13.04	-13.0	36.00	40.00	Vertical	Horizontal	Pass
782.047	-51.99	-2.03	-13.0	38.99	352.00	Vertical	Horizontal	N.A
2038.240	-53.13	1.77	-13.0	40.13	42.00	Vertical	Horizontal	Pass
4505.624	-42.82	13.92	-13.0	29.82	114.00	Vertical	Horizontal	Pass
6696.826	-29.07	26.06	-13.0	16.07	117.00	Vertical	Horizontal	Pass

## 9.2 LTE Band 13 Bandwidth 10MHz, Middle Channel

### RSE-H 10wid 30MHz-10GHz MID

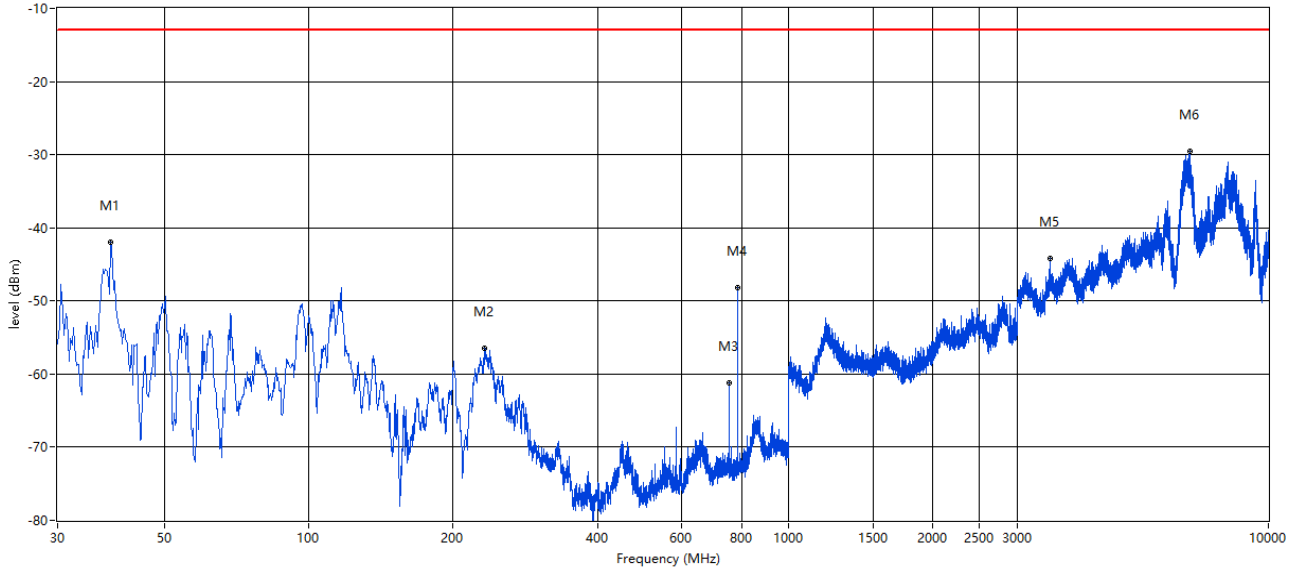
RSE Test case\_CE FCC\_FCC PART22&24&27\_FCC LTE B5&12&13&25&26



Frequency (MHz)	Result (dBm)	Factor (dB)	PK Limit (dBm)	Margin (dB)	Table (o)	ANT	EUT	Verdict
116.793	-52.47	-12.94	-13.0	39.47	204.00	Horizontal	Horizontal	Pass
242.619	-49.69	-5.09	-13.0	36.69	123.00	Horizontal	Horizontal	Pass
753.439	-53.92	-1.99	-13.0	40.92	126.00	Horizontal	Horizontal	N.A
778.895	-46.16	-2.17	-13.0	33.16	344.00	Horizontal	Horizontal	N.A
3773.807	-44.06	12.12	-13.0	31.06	291.00	Horizontal	Horizontal	Pass
6758.810	-30.02	26.00	-13.0	17.02	57.00	Horizontal	Horizontal	Pass

## RSE-V 10wid 30MHz-10GHz MID

RSE Test case\_CE FCC\_FCC PART22&24&27\_FCC LTE B5&12&13&25&26



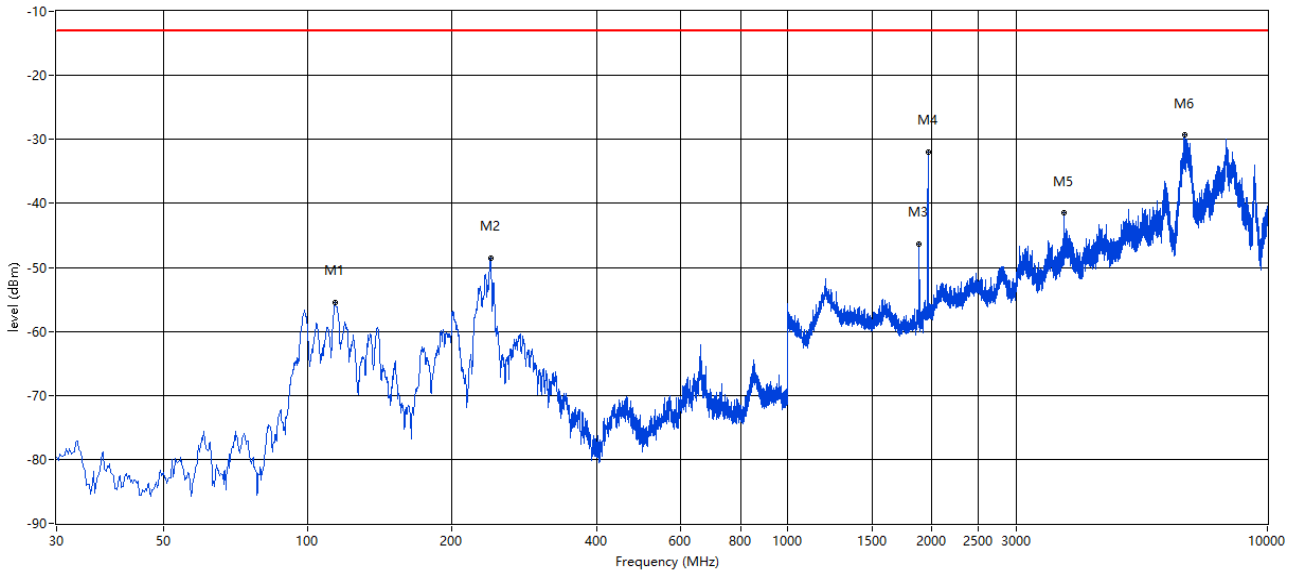
Frequency (MHz)	Result (dBm)	Factor (dB)	PK Limit (dBm)	Margin (dB)	Table (o)	ANT	EUT	Verdict
38.728	-44.89	-11.82	-13.0	31.89	261.00	Vertical	Horizontal	Pass
233.164	-56.48	-6.92	-13.0	43.48	220.00	Vertical	Horizontal	Pass
754.166	-61.13	-2.00	-13.0	48.13	184.00	Vertical	Horizontal	N.A
783.744	-48.13	-1.95	-13.0	35.13	279.00	Vertical	Horizontal	N.A
3501.625	-44.16	11.27	-13.0	31.16	265.00	Vertical	Horizontal	Pass
6849.788	-29.54	25.17	-13.0	16.54	6.00	Vertical	Horizontal	Pass

## 10 LTE Band 25

### 10.1 LTE Band 25 Bandwidth 1.4MHz, Middle Channel

RSE-H 1.4wid 30MHz-10GHz MID

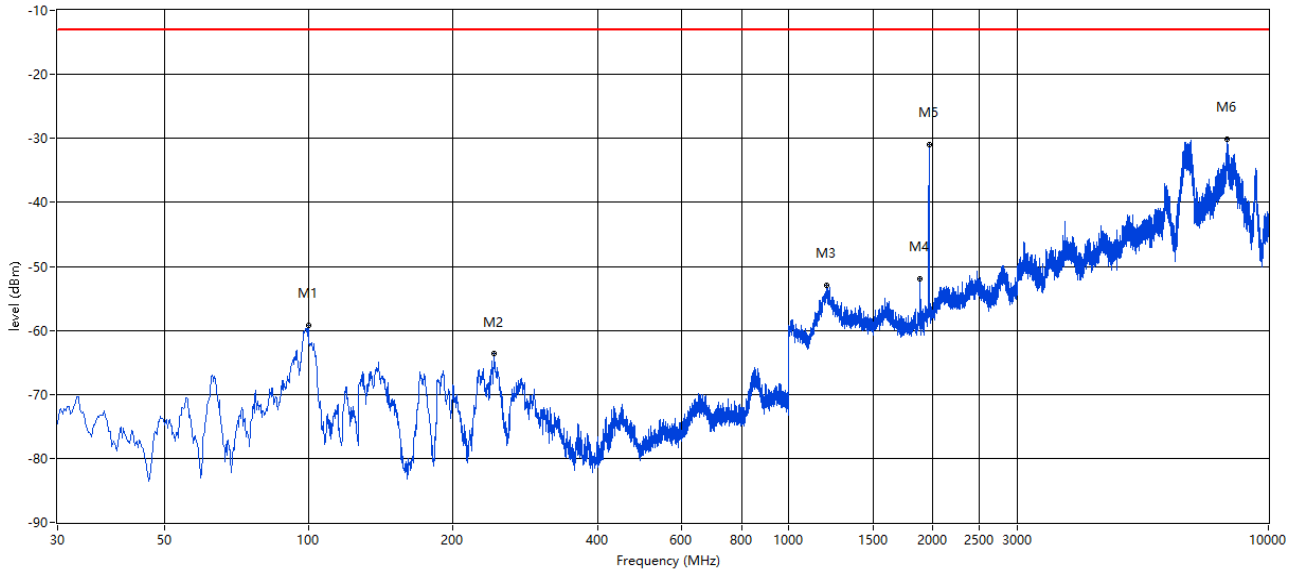
RSE Test case\_CE FCC\_FCC PART22&24&27\_FCC LTE B5&12&13&25&26



Frequency (MHz)	Result (dBm)	Factor (dB)	PK Limit (dBm)	Margin (dB)	Table (o)	ANT	EUT	Verdict
114.126	-55.47	-12.49	-13.0	42.47	144.30	Horizontal	Horizontal	Pass
240.437	-48.64	-4.49	-13.0	35.64	104.70	Horizontal	Horizontal	Pass
1882.279	-46.39	-0.00	-13.0	33.39	352.50	Horizontal	Horizontal	N.A
1962.759	-31.97	0.29	-13.0	18.97	285.60	Horizontal	Horizontal	N.A
3765.559	-41.41	11.53	-13.0	28.41	3.00	Horizontal	Horizontal	Pass
6720.820	-29.32	26.12	-13.0	16.32	8.00	Horizontal	Horizontal	Pass

## RSE-V 1.4wid 30MHz-10GHz MID

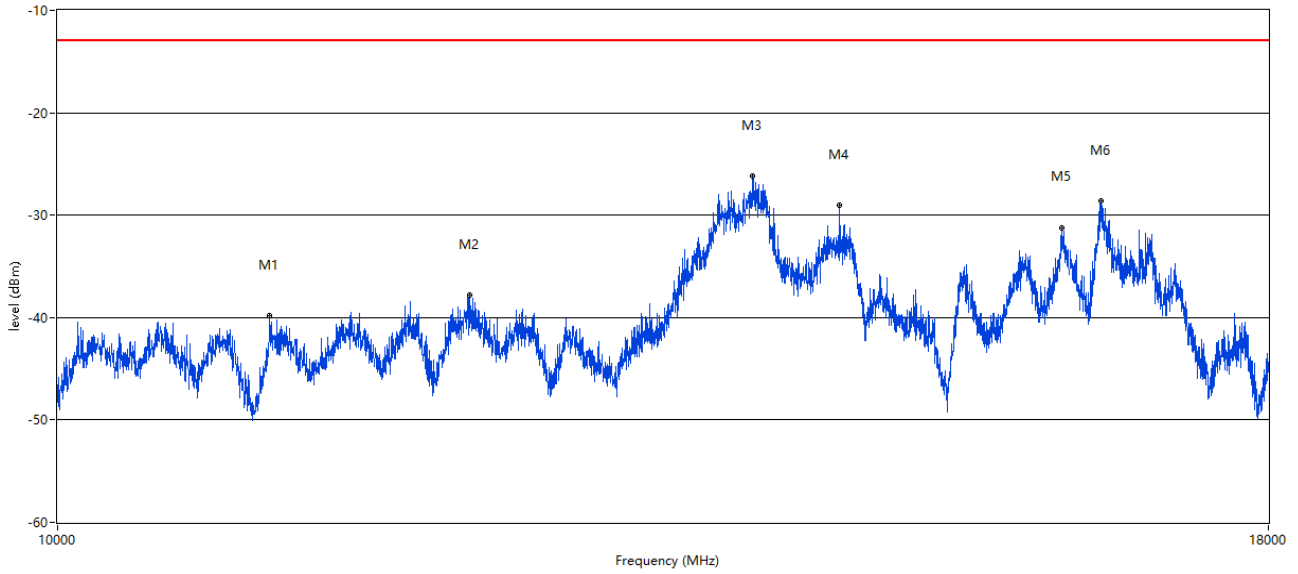
RSE Test case\_CE FCC\_FCC PART22&24&27\_FCC LTE B5&12&13&25&26



Frequency (MHz)	Result (dBm)	Factor (dB)	PK Limit (dBm)	Margin (dB)	Table (o)	ANT	EUT	Verdict
99.823	-59.17	-13.37	-13.0	46.17	323.50	Vertical	Horizontal	Pass
243.347	-63.54	-5.25	-13.0	50.54	129.00	Vertical	Horizontal	Pass
1198.950	-52.88	3.92	-13.0	39.88	126.10	Vertical	Horizontal	Pass
1882.279	-51.87	-0.00	-13.0	38.87	109.30	Vertical	Horizontal	N.A
1962.259	-30.89	0.28	-13.0	17.89	101.60	Vertical	Horizontal	N.A
8199.450	-30.15	28.11	-13.0	17.15	10.00	Vertical	Horizontal	Pass

## RSE-H 1.4wid 10-18GHz MID

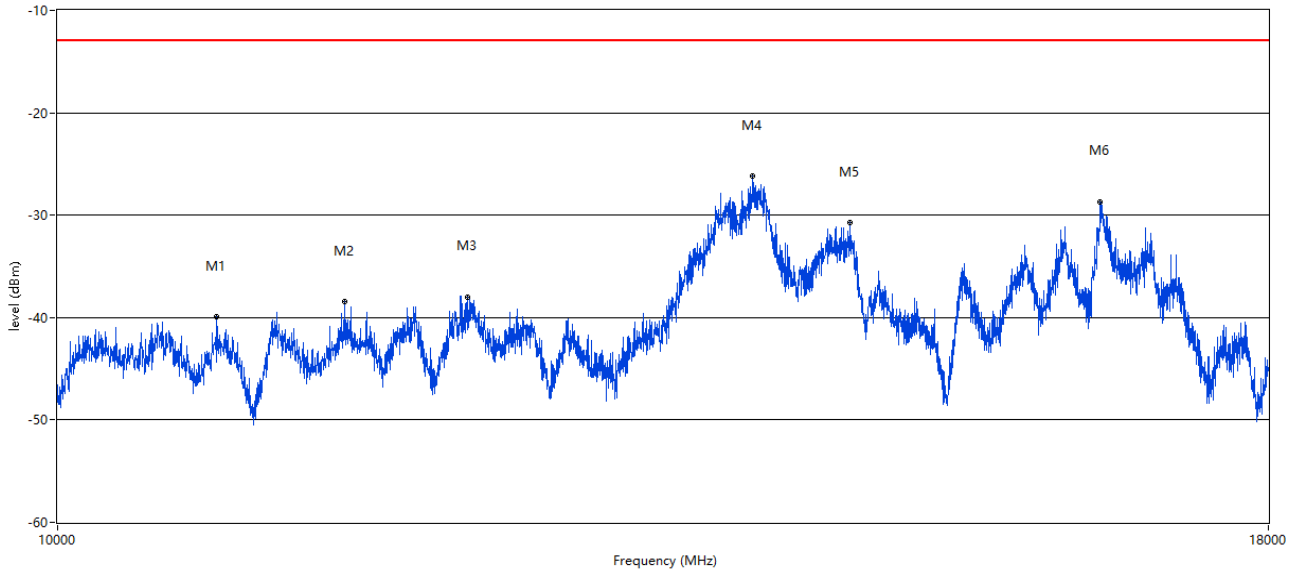
RSE Test case\_CE FCC\_FCC PART22&24&27\_FCC LTE & WCDMA 10-18G



Frequency (MHz)	Result (dBm)	Factor (dB)	PK Limit (dBm)	Margin (dB)	Table (o)	ANT	EUT	Verdict
11085.729	-39.82	18.39	-13.0	26.82	80.00	Horizontal	Horizontal	Pass
12211.447	-37.83	20.64	-13.0	24.83	56.00	Horizontal	Horizontal	Pass
14012.997	-26.15	32.64	-13.0	13.15	2.00	Horizontal	Horizontal	Pass
14614.846	-29.04	27.86	-13.0	16.04	31.00	Horizontal	Horizontal	Pass
16286.428	-31.26	26.53	-13.0	18.26	190.00	Horizontal	Horizontal	Pass
16598.350	-28.60	30.20	-13.0	15.60	71.00	Horizontal	Horizontal	Pass

## RSE-V 1.4wid 10-18GHz MID

RSE Test case\_CE FCC\_FCC PART22&24&27\_FCC LTE & WCDMA 10-18G

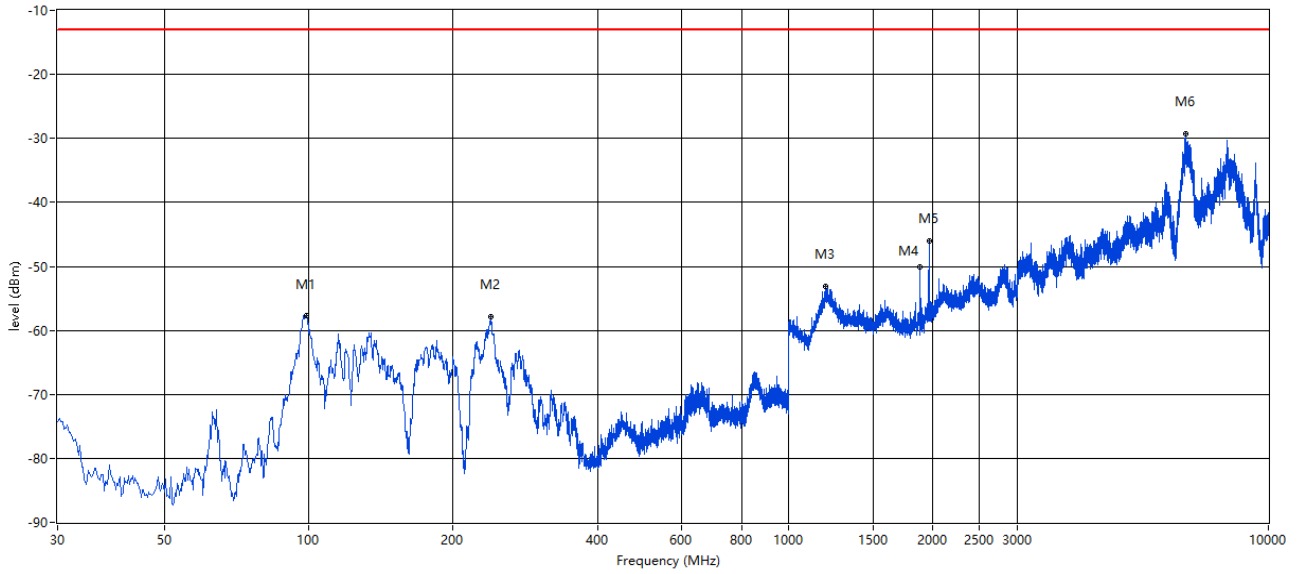


Frequency (MHz)	Result (dBm)	Factor (dB)	PK Limit (dBm)	Margin (dB)	Table (o)	ANT	EUT	Verdict
10803.799	-39.88	19.16	-13.0	26.88	40.00	Vertical	Horizontal	Pass
11493.627	-38.44	20.04	-13.0	25.44	258.00	Vertical	Horizontal	Pass
12199.450	-38.04	20.70	-13.0	25.04	177.00	Vertical	Horizontal	Pass
14012.997	-26.18	32.64	-13.0	13.18	2.00	Vertical	Horizontal	Pass
14690.827	-30.73	28.81	-13.0	17.73	228.00	Vertical	Horizontal	Pass
16590.352	-28.67	29.45	-13.0	15.67	318.00	Vertical	Horizontal	Pass

## 10.2 LTE Band 25 Bandwidth 3MHz, Middle Channel

### RSE-H 3wid 30MHz-10GHz MID

RSE Test case\_CE FCC\_FCC PART22&24&27\_FCC LTE B5&12&13&25&26

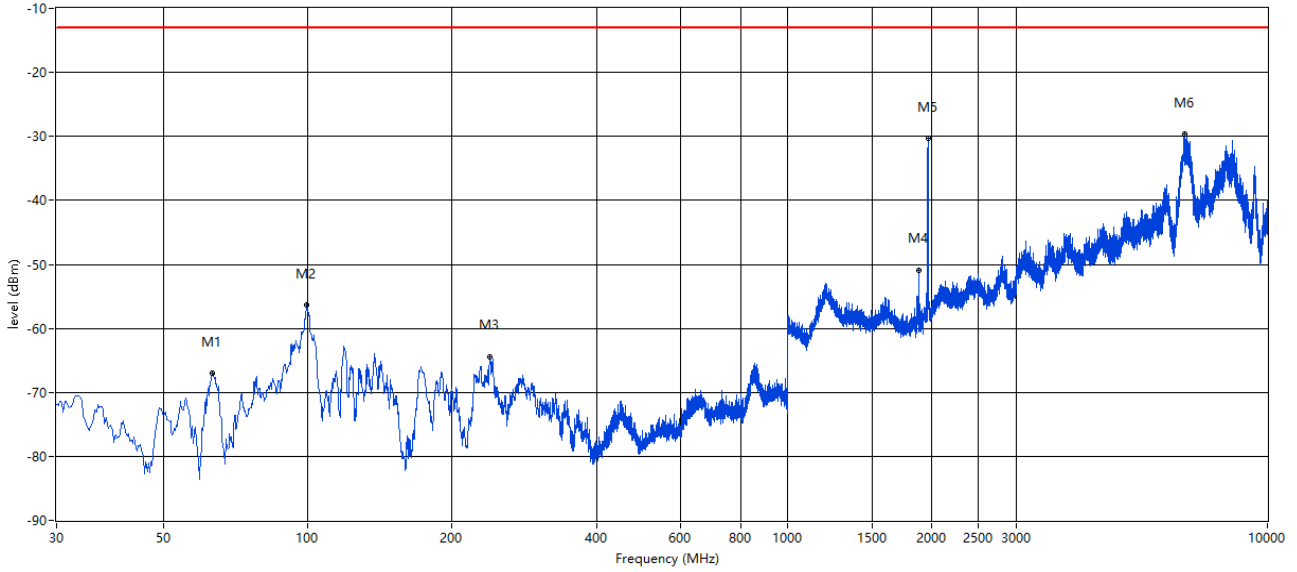


Frequency (MHz)	Result (dBm)	Factor (dB)	PK Limit (dBm)	Margin (dB)	Table (o)	ANT	EUT	Verdict
98.853	-57.72	-13.56	-13.0	44.72	156.50	Horizontal	Horizontal	Pass
239.953	-57.81	-4.39	-13.0	44.81	24.00	Horizontal	Horizontal	Pass
1196.951	-53.13	3.79	-13.0	40.13	360.00	Horizontal	Horizontal	Pass
1881.780	-50.11	-0.00	-13.0	37.11	359.30	Horizontal	Horizontal	N.A
1963.259	-45.96	0.31	-13.0	32.96	360.00	Horizontal	Horizontal	N.A
6710.822	-29.28	26.15	-13.0	16.28	3.00	Horizontal	Horizontal	Pass



RSE-V 3wid 30MHz-10GHz MID

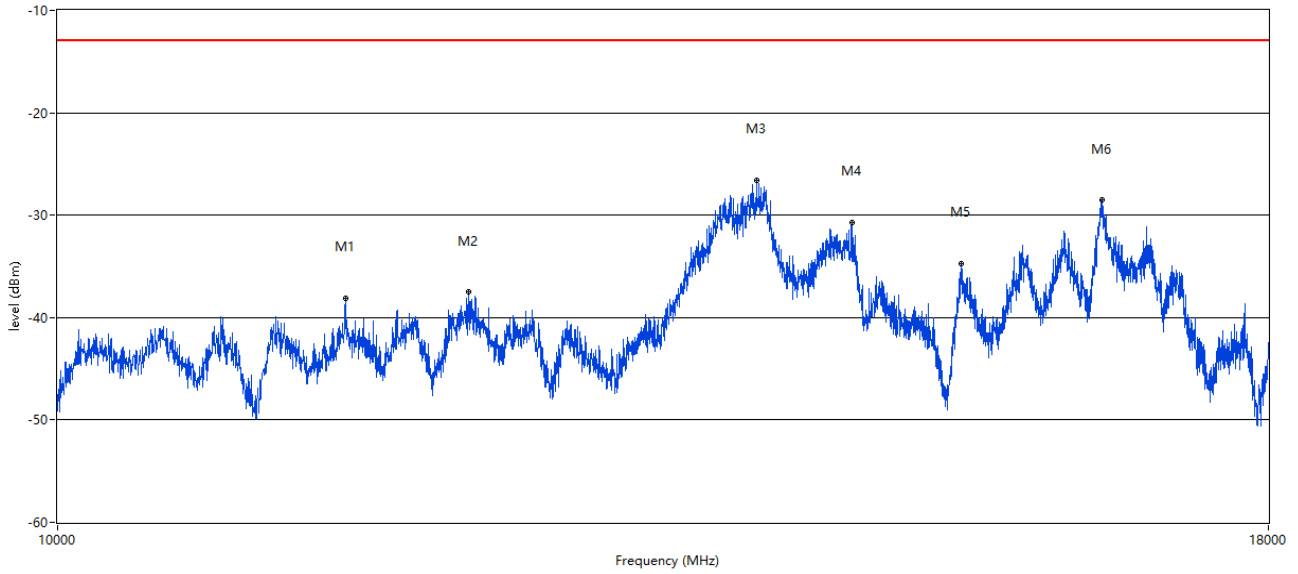
RSE Test case\_CE FCC\_FCC PART22&24&27\_FCC LTE B5&12&13&25&26



Frequency (MHz)	Result (dBm)	Factor (dB)	PK Limit (dBm)	Margin (dB)	Table (o)	ANT	EUT	Verdict
63.457	-66.93	-16.83	-13.0	53.93	216.20	Vertical	Horizontal	Pass
99.338	-56.42	-13.47	-13.0	43.42	201.70	Vertical	Horizontal	Pass
239.953	-64.46	-4.39	-13.0	51.46	77.90	Vertical	Horizontal	Pass
1881.780	-50.85	-0.00	-13.0	37.85	98.40	Vertical	Horizontal	N.A
1962.259	-30.35	0.28	-13.0	17.35	102.40	Vertical	Horizontal	N.A
6737.816	-29.69	26.07	-13.0	16.69	7.00	Vertical	Horizontal	Pass

## RSE-H 3wid 10-18GHz MID

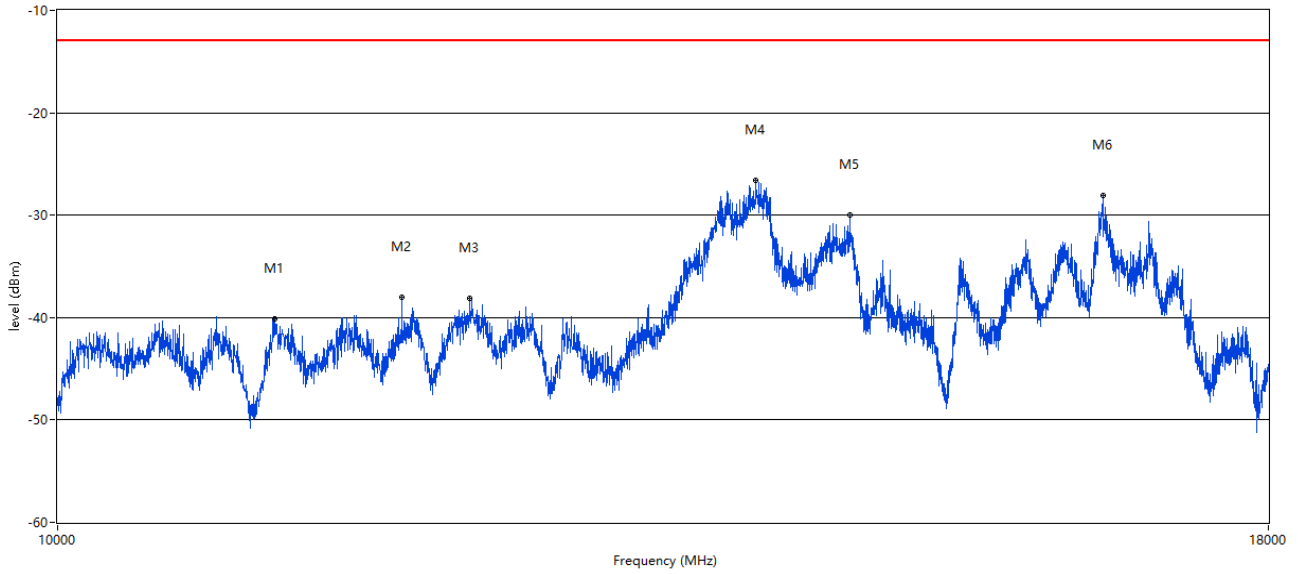
RSE Test case\_CE FCC\_FCC PART22&24&27\_FCC LTE & WCDMA 10-18G



Frequency (MHz)	Result (dBm)	Factor (dB)	PK Limit (dBm)	Margin (dB)	Table (o)	ANT	EUT	Verdict
11503.624	-38.12	20.14	-13.0	25.12	159.00	Horizontal	Horizontal	Pass
12207.448	-37.53	20.66	-13.0	24.53	181.00	Horizontal	Horizontal	Pass
14038.990	-26.56	32.68	-13.0	13.56	273.00	Horizontal	Horizontal	Pass
14706.823	-30.68	28.34	-13.0	17.68	94.00	Horizontal	Horizontal	Pass
15508.623	-34.70	21.20	-13.0	21.70	10.00	Horizontal	Horizontal	Pass
16604.349	-28.53	30.19	-13.0	15.53	343.00	Horizontal	Horizontal	Pass

## RSE-V 3wid 10-18GHz MID

RSE Test case\_CE FCC\_FCC PART22&24&27\_FCC LTE & WCDMA 10-18G

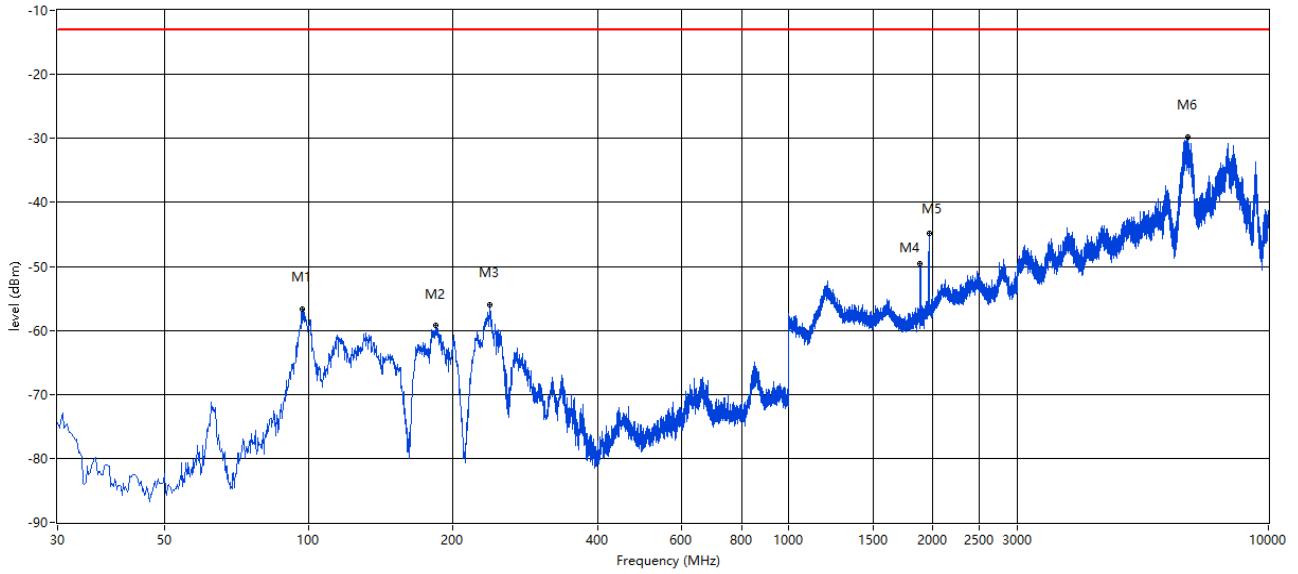


Frequency (MHz)	Result (dBm)	Factor (dB)	PK Limit (dBm)	Margin (dB)	Table (o)	ANT	EUT	Verdict
11109.723	-40.08	19.31	-13.0	27.08	44.00	Vertical	Horizontal	Pass
11819.545	-38.06	19.07	-13.0	25.06	106.00	Vertical	Horizontal	Pass
12217.446	-38.16	20.60	-13.0	25.16	5.00	Vertical	Horizontal	Pass
14036.991	-26.63	32.67	-13.0	13.63	26.00	Vertical	Horizontal	Pass
14688.828	-30.02	28.79	-13.0	17.02	27.00	Vertical	Horizontal	Pass
16610.347	-28.07	29.95	-13.0	15.07	156.00	Vertical	Horizontal	Pass

### 10.3 LTE Band 25 Bandwidth 5MHz, Middle Channel

#### RSE-H 5wid 30MHz-10GHz MID

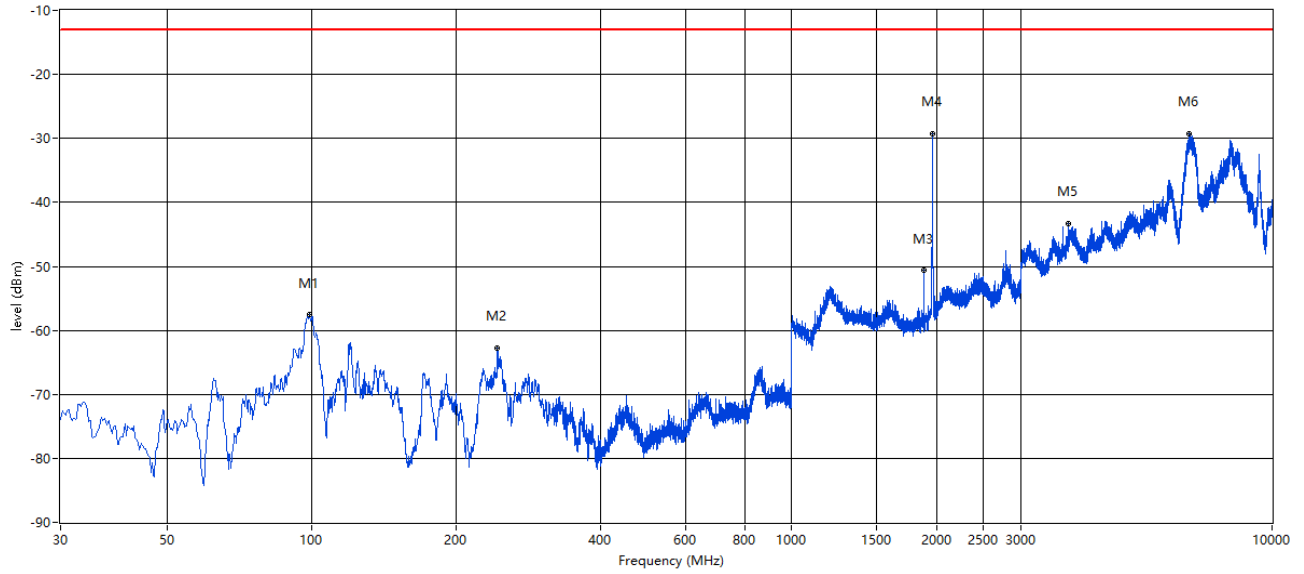
RSE Test case\_CE FCC\_FCC PART22&24&27\_FCC LTE B5&12&13&25&26



Frequency (MHz)	Result (dBm)	Factor (dB)	PK Limit (dBm)	Margin (dB)	Table (o)	ANT	EUT	Verdict
97.156	-56.72	-13.88	-13.0	43.72	173.70	Horizontal	Horizontal	Pass
184.434	-59.23	-17.93	-13.0	46.23	360.00	Horizontal	Horizontal	Pass
238.498	-56.01	-4.96	-13.0	43.01	0.60	Horizontal	Horizontal	Pass
1880.280	-49.62	-0.01	-13.0	36.62	360.70	Horizontal	Horizontal	N.A
1963.259	-44.78	0.31	-13.0	31.78	137.80	Horizontal	Horizontal	N.A
6796.801	-29.80	25.88	-13.0	16.80	9.00	Horizontal	Horizontal	Pass

## RSE-V 5wid 30MHz-10GHz MID

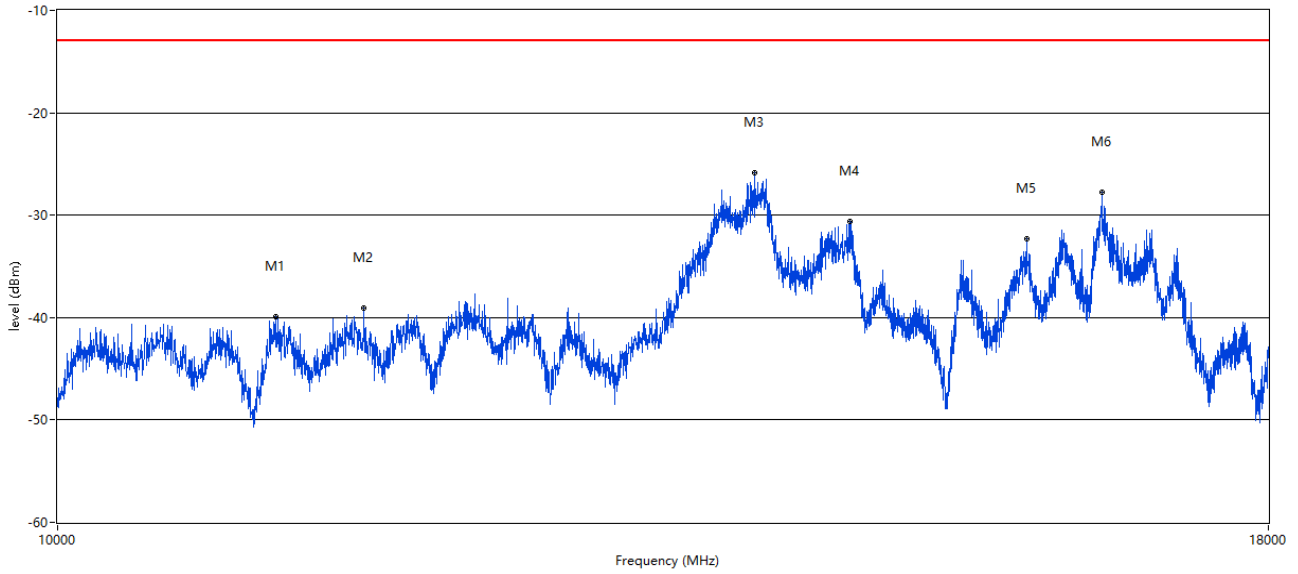
RSE Test case\_CE FCC\_FCC PART22&24&27\_FCC LTE B5&12&13&25&26



Frequency (MHz)	Result (dBm)	Factor (dB)	PK Limit (dBm)	Margin (dB)	Table (o)	ANT	EUT	Verdict
98.853	-57.61	-13.56	-13.0	44.61	209.30	Vertical	Horizontal	Pass
243.589	-62.78	-5.31	-13.0	49.78	107.20	Vertical	Horizontal	Pass
1881.280	-50.56	-0.01	-13.0	37.56	103.20	Vertical	Horizontal	N.A
1962.759	-29.25	0.29	-13.0	16.25	103.20	Vertical	Horizontal	N.A
3765.559	-43.27	11.53	-13.0	30.27	289.40	Vertical	Horizontal	Pass
6700.825	-29.23	26.18	-13.0	16.23	258.10	Vertical	Horizontal	Pass

## RSE-H 5wid 10-18GHz MID

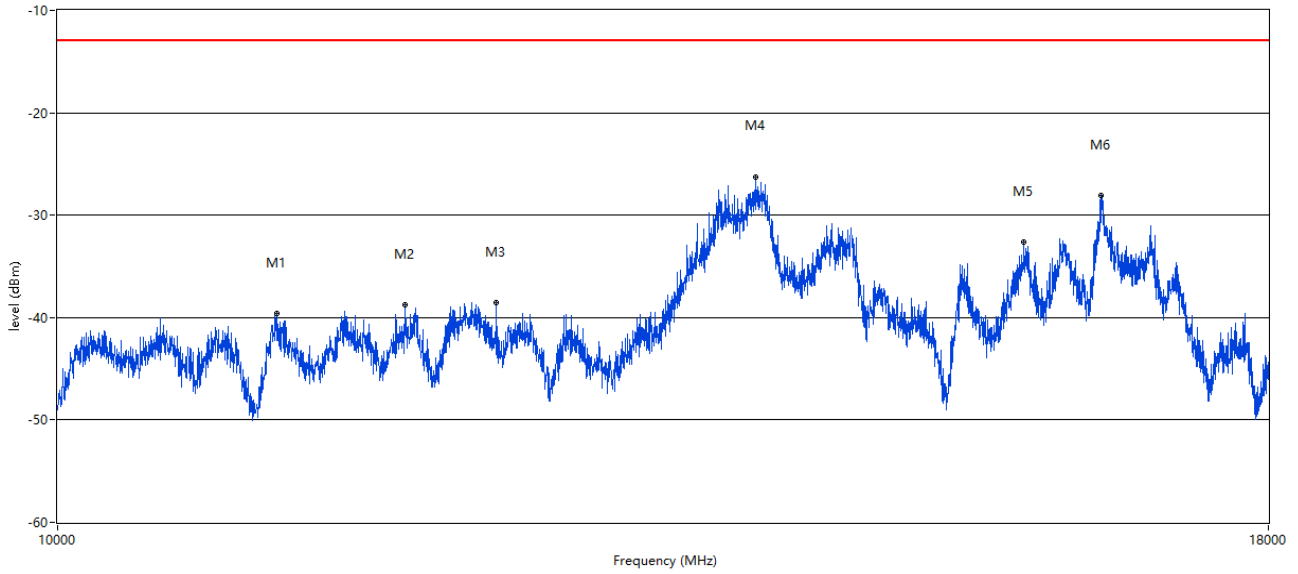
RSE Test case\_CE FCC\_FCC PART22&24&27\_FCC LTE & WCDMA 10-18G



Frequency (MHz)	Result (dBm)	Factor (dB)	PK Limit (dBm)	Margin (dB)	Table (o)	ANT	EUT	Verdict
11117.721	-39.95	19.18	-13.0	26.95	252.00	Horizontal	Horizontal	Pass
11603.599	-39.06	18.15	-13.0	26.06	124.00	Horizontal	Horizontal	Pass
14024.994	-25.81	32.66	-13.0	12.81	284.00	Horizontal	Horizontal	Pass
14688.828	-30.64	28.79	-13.0	17.64	128.00	Horizontal	Horizontal	Pass
16004.499	-32.26	24.91	-13.0	19.26	287.00	Horizontal	Horizontal	Pass
16604.349	-27.75	30.19	-13.0	14.75	314.00	Horizontal	Horizontal	Pass

## RSE-V 5wid 10-18GHz MID

RSE Test case\_CE FCC\_FCC PART22&24&27\_FCC LTE & WCDMA 10-18G

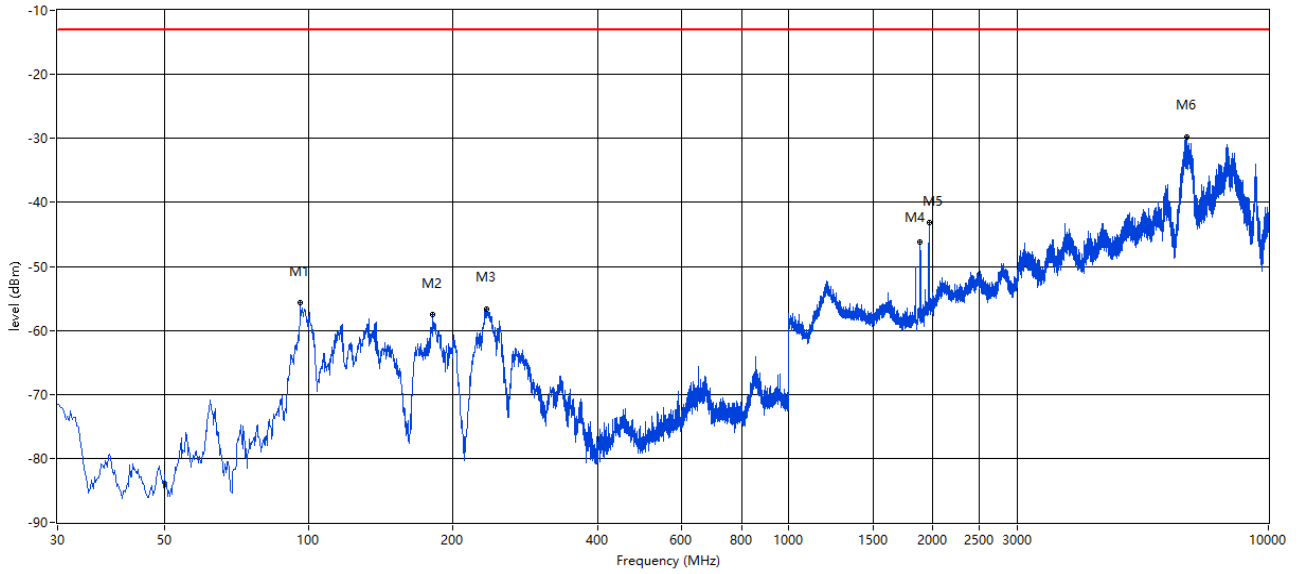


Frequency (MHz)	Result (dBm)	Factor (dB)	PK Limit (dBm)	Margin (dB)	Table (o)	ANT	EUT	Verdict
11121.720	-39.58	19.11	-13.0	26.58	288.00	Vertical	Horizontal	Pass
11839.540	-38.78	19.29	-13.0	25.78	336.00	Vertical	Horizontal	Pass
12375.406	-38.57	18.21	-13.0	25.57	213.00	Vertical	Horizontal	Pass
14030.992	-26.24	32.66	-13.0	13.24	1.00	Vertical	Horizontal	Pass
15986.503	-32.58	24.77	-13.0	19.58	179.00	Vertical	Horizontal	Pass
16596.351	-28.12	30.02	-13.0	15.12	130.00	Vertical	Horizontal	Pass

## 10.4 LTE Band 25 Bandwidth 10MHz, Middle Channel

### RSE-H 10wid 30MHz-10GHz MID

RSE Test case\_CE FCC\_FCC PART22&24&27\_FCC LTE B5&12&13&25&26

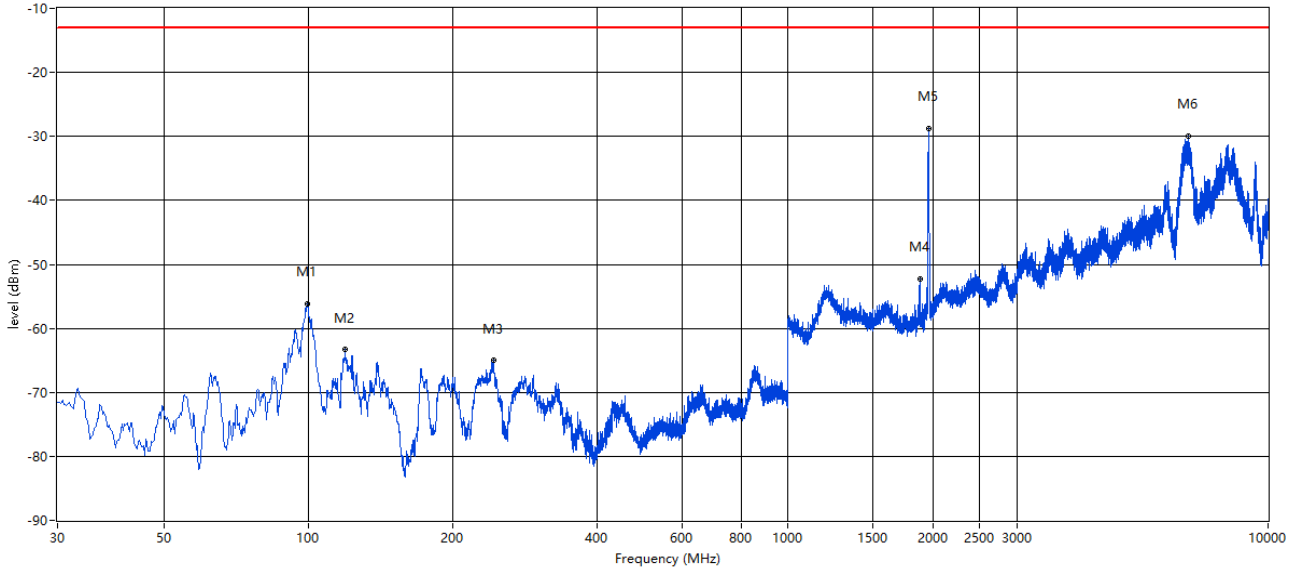


Frequency (MHz)	Result (dBm)	Factor (dB)	PK Limit (dBm)	Margin (dB)	Table (o)	ANT	EUT	Verdict
96.186	-55.60	-14.06	-13.0	42.60	193.80	Horizontal	Horizontal	Pass
181.767	-57.53	-17.91	-13.0	44.53	0.20	Horizontal	Horizontal	Pass
235.589	-56.70	-6.11	-13.0	43.70	8.10	Horizontal	Horizontal	Pass
1883.280	-46.28	-0.02	-13.0	33.28	129.10	Horizontal	Horizontal	N.A
1963.258	-43.23	0.41	-13.0	30.23	82.40	Horizontal	Horizontal	N.A
6749.813	-29.77	26.03	-13.0	16.77	8.00	Horizontal	Horizontal	Pass



## RSE-V 10wid 30MHz-10GHz MID

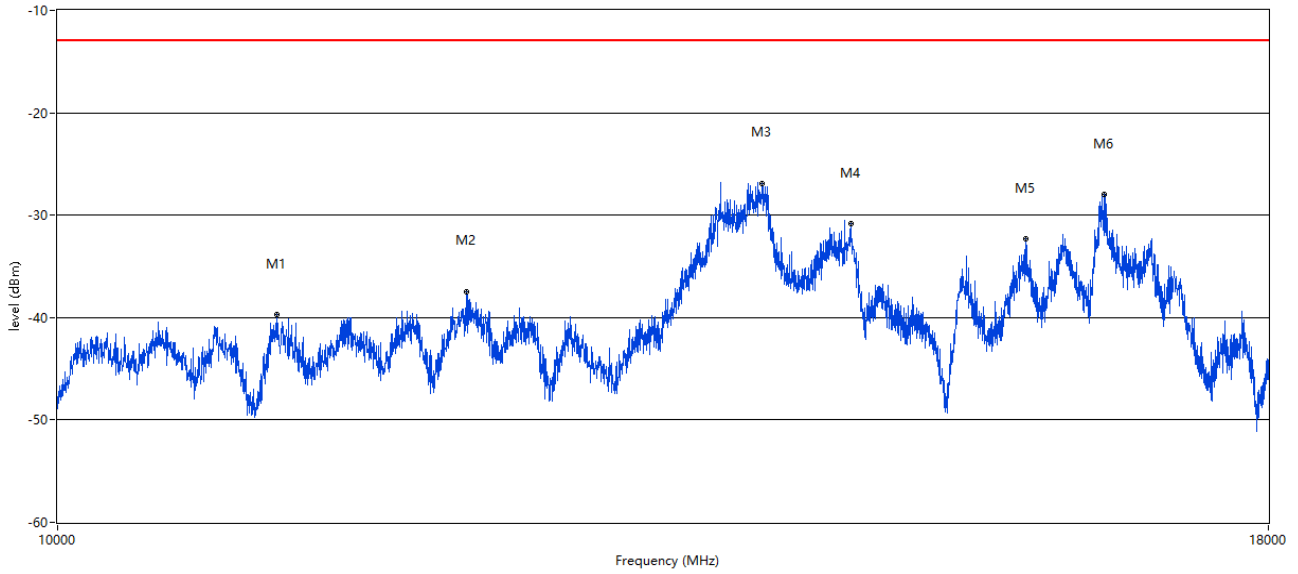
RSE Test case\_CE FCC\_FCC PART22&24&27\_FCC LTE B5&12&13&25&26



Frequency (MHz)	Result (dBm)	Factor (dB)	PK Limit (dBm)	Margin (dB)	Table (o)	ANT	EUT	Verdict
99.580	-56.12	-13.42	-13.0	43.12	279.30	Vertical	Horizontal	Pass
119.218	-63.33	-13.92	-13.0	50.33	245.70	Vertical	Horizontal	Pass
243.104	-65.00	-5.19	-13.0	52.00	187.90	Vertical	Horizontal	Pass
1882.280	-52.29	-0.01	-13.0	39.29	104.20	Vertical	Horizontal	N.A
1962.260	-28.85	0.20	-13.0	15.85	117.50	Vertical	Horizontal	N.A
6814.796	-29.91	25.66	-13.0	16.91	5.00	Vertical	Horizontal	Pass

## RSE-H 10wid 10-18GHz MID

RSE Test case\_CE FCC\_FCC PART22&24&27\_FCC LTE & WCDMA 10-18G



Frequency (MHz)	Result (dBm)	Factor (dB)	PK Limit (dBm)	Margin (dB)	Table (o)	ANT	EUT	Verdict
11125.719	-39.70	19.04	-13.0	26.70	221.00	Horizontal	Horizontal	Pass
12193.452	-37.45	20.62	-13.0	24.45	264.00	Horizontal	Horizontal	Pass
14078.980	-26.93	32.73	-13.0	13.93	87.00	Horizontal	Horizontal	Pass
14696.826	-30.85	28.89	-13.0	17.85	348.00	Horizontal	Horizontal	Pass
15998.500	-32.29	25.11	-13.0	19.29	135.00	Horizontal	Horizontal	Pass
16620.345	-27.98	29.56	-13.0	14.98	176.00	Horizontal	Horizontal	Pass

## RSE-V 10wid 10-18GHz MID

RSE Test case\_CE FCC\_FCC PART22&24&27\_FCC LTE & WCDMA 10-18G

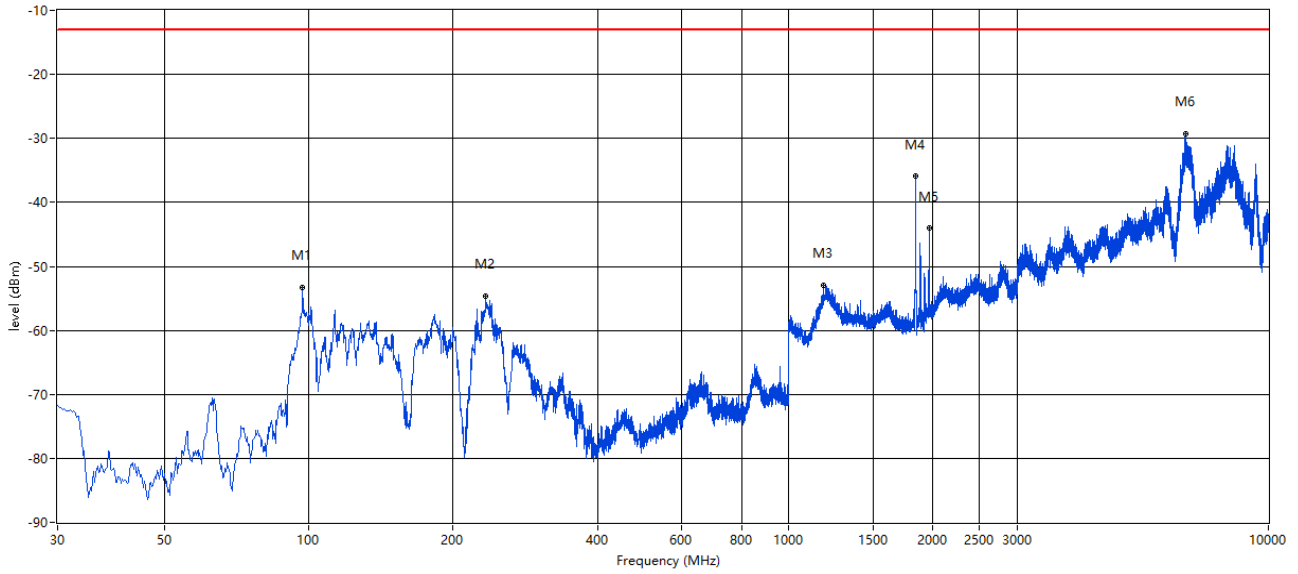


Frequency (MHz)	Result (dBm)	Factor (dB)	PK Limit (dBm)	Margin (dB)	Table (o)	ANT	EUT	Verdict
11549.613	-39.88	19.22	-13.0	26.88	357.00	Vertical	Horizontal	Pass
12203.449	-37.55	20.68	-13.0	24.55	1.00	Vertical	Horizontal	Pass
14014.996	-25.55	32.64	-13.0	12.55	121.00	Vertical	Horizontal	Pass
15538.615	-33.80	20.87	-13.0	20.80	263.00	Vertical	Horizontal	Pass
16260.435	-31.18	25.33	-13.0	18.18	236.00	Vertical	Horizontal	Pass
16610.347	-27.97	29.95	-13.0	14.97	298.00	Vertical	Horizontal	Pass

## 10.5 LTE Band 25 Bandwidth 15MHz, Middle Channel

### RSE-H 15wid 30MHz-10GHz MID

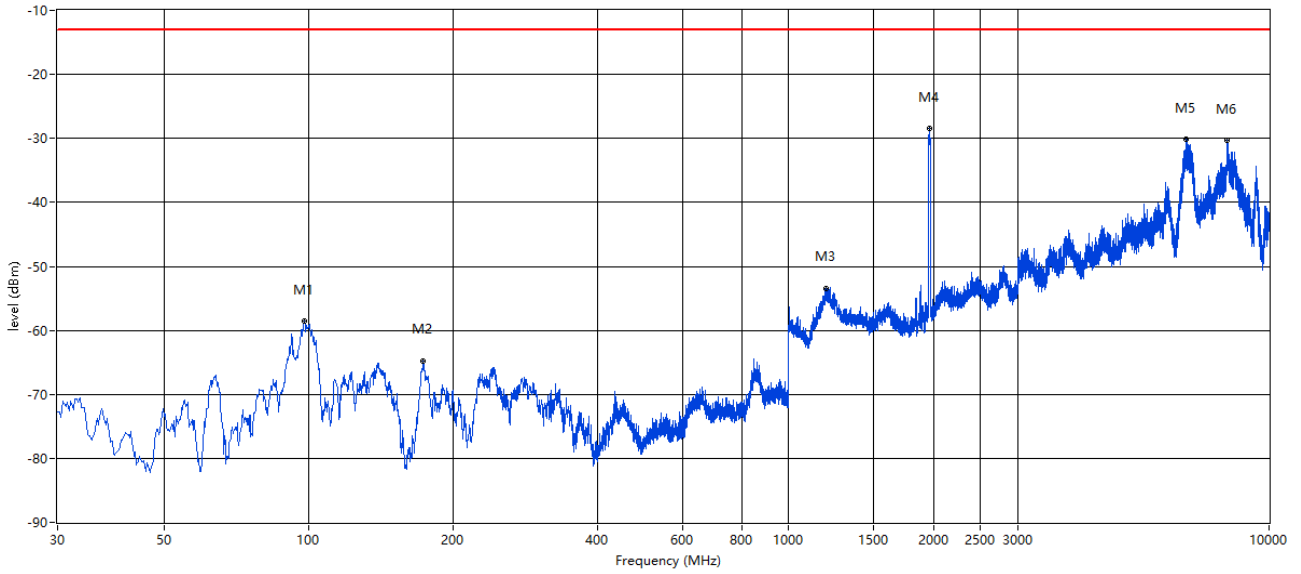
RSE Test case\_CE FCC\_FCC PART22&24&27\_FCC LTE B5&12&13&25&26



Frequency (MHz)	Result (dBm)	Factor (dB)	PK Limit (dBm)	Margin (dB)	Table (o)	ANT	EUT	Verdict
97.156	-53.26	-13.88	-13.0	40.26	172.20	Horizontal	Horizontal	Pass
233.649	-54.70	-6.88	-13.0	41.70	36.60	Horizontal	Horizontal	Pass
1181.955	-52.93	2.76	-13.0	39.93	0.00	Horizontal	Horizontal	Pass
1882.290	-35.96	-0.28	-13.0	22.96	3.10	Horizontal	Horizontal	N.A
1963.258	-44.07	0.44	-13.0	31.07	0.80	Horizontal	Horizontal	N.A
6735.816	-29.29	26.07	-13.0	16.29	0.00	Horizontal	Horizontal	Pass

## RSE-V 15wid 30MHz-10GHz MID

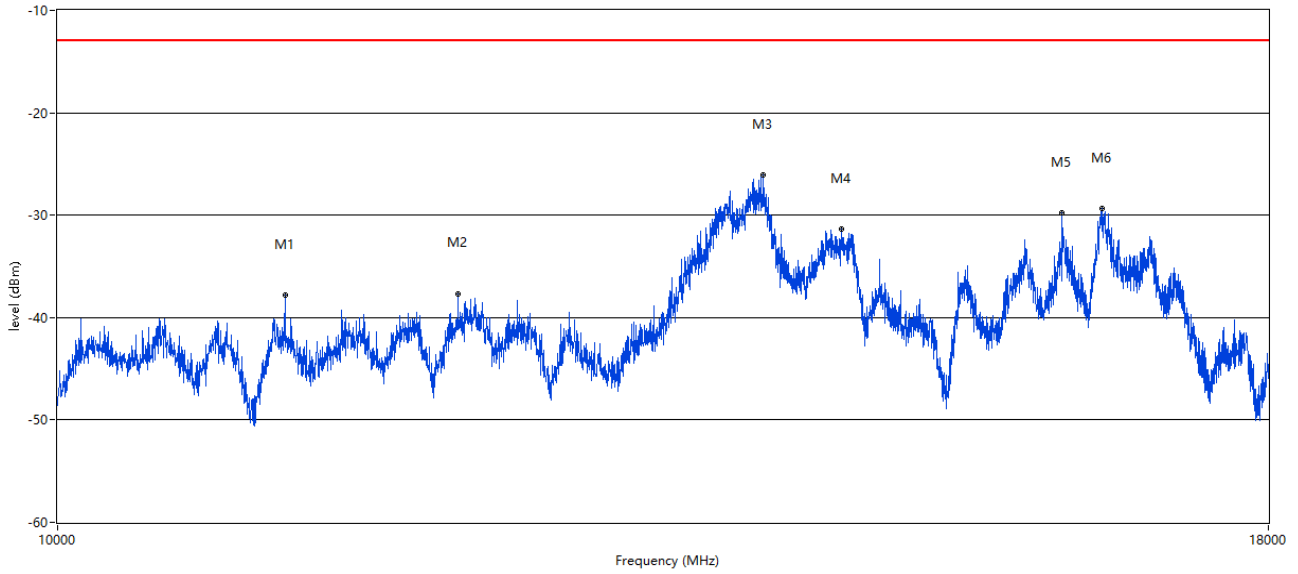
RSE Test case\_CE FCC\_FCC PART22&24&27\_FCC LTE B5&12&13&25&26



Frequency (MHz)	Result (dBm)	Factor (dB)	PK Limit (dBm)	Margin (dB)	Table (o)	ANT	EUT	Verdict
98.125	-58.61	-13.70	-13.0	45.61	295.20	Vertical	Horizontal	Pass
172.797	-64.83	-17.92	-13.0	51.83	327.10	Vertical	Horizontal	Pass
1195.451	-53.52	3.69	-13.0	40.52	71.00	Vertical	Horizontal	Pass
1962.259	-28.49	0.31	-13.0	15.49	84.10	Vertical	Horizontal	N.A
6724.819	-30.14	26.11	-13.0	17.14	23.00	Vertical	Horizontal	Pass
8172.457	-30.30	27.11	-13.0	17.30	6.00	Vertical	Horizontal	Pass

## RSE-H 15wid 10-18GHz MID

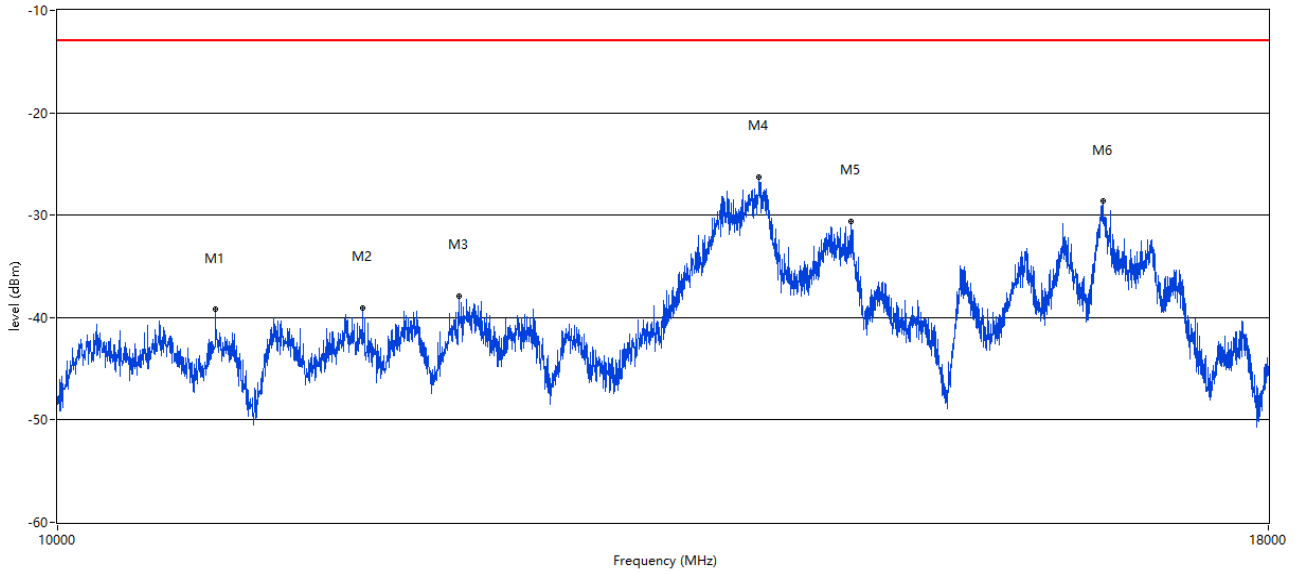
RSE Test case\_CE FCC\_FCC PART22&24&27\_FCC LTE & WCDMA 10-18G



Frequency (MHz)	Result (dBm)	Factor (dB)	PK Limit (dBm)	Margin (dB)	Table (o)	ANT	EUT	Verdict
11169.708	-37.82	18.28	-13.0	24.82	286.00	Horizontal	Horizontal	Pass
12145.464	-37.67	20.02	-13.0	24.67	311.00	Horizontal	Horizontal	Pass
14084.979	-26.06	32.74	-13.0	13.06	15.00	Horizontal	Horizontal	Pass
14632.842	-31.39	28.08	-13.0	18.39	140.00	Horizontal	Horizontal	Pass
16280.430	-29.82	26.25	-13.0	16.82	228.00	Horizontal	Horizontal	Pass
16602.349	-29.37	30.27	-13.0	16.37	251.00	Horizontal	Horizontal	Pass

## RSE-V 15wid 10-18GHz MID

RSE Test case\_CE FCC\_FCC PART22&24&27\_FCC LTE & WCDMA 10-18G

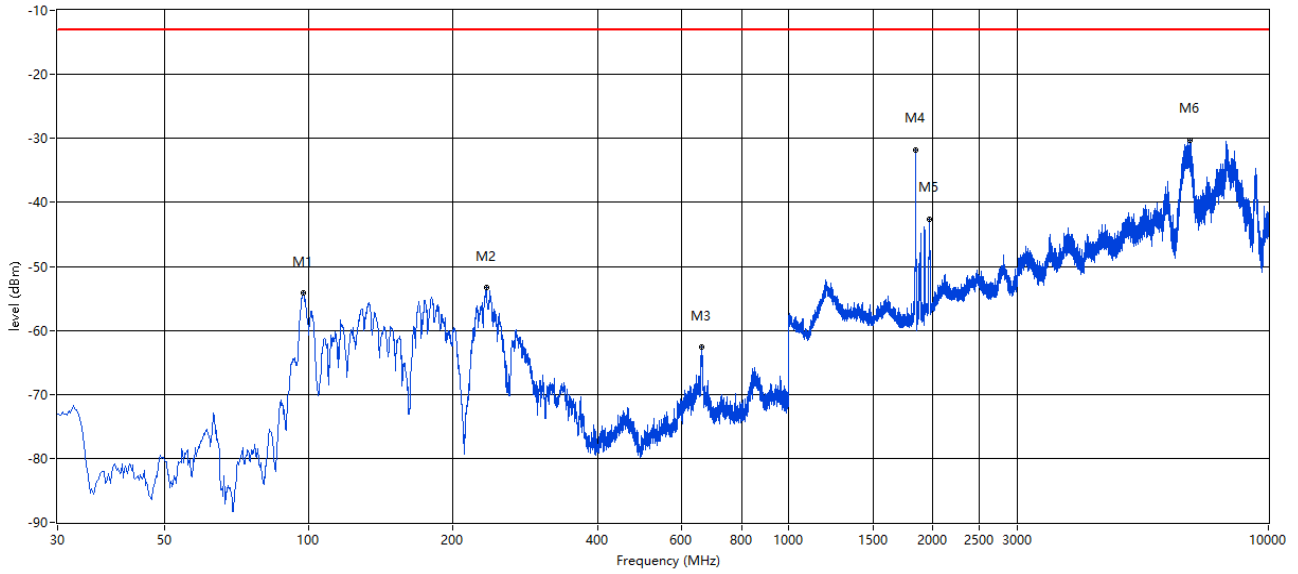


Frequency (MHz)	Result (dBm)	Factor (dB)	PK Limit (dBm)	Margin (dB)	Table (o)	ANT	EUT	Verdict
10795.801	-39.13	19.05	-13.0	26.13	109.00	Vertical	Horizontal	Pass
11595.601	-39.02	18.31	-13.0	26.02	92.00	Vertical	Horizontal	Pass
12151.462	-37.87	20.10	-13.0	24.87	226.00	Vertical	Horizontal	Pass
14058.985	-26.24	32.70	-13.0	13.24	100.00	Vertical	Horizontal	Pass
14698.825	-30.58	28.92	-13.0	17.58	56.00	Vertical	Horizontal	Pass
16610.347	-28.60	29.95	-13.0	15.60	297.00	Vertical	Horizontal	Pass

## 10.6 LTE Band 25 Bandwidth 20MHz, Middle Channel

### RSE-H 20wid 30MHz-10GHz MID

RSE Test case\_CE FCC\_FCC PART22&24&27\_FCC LTE B5&12&13&25&26

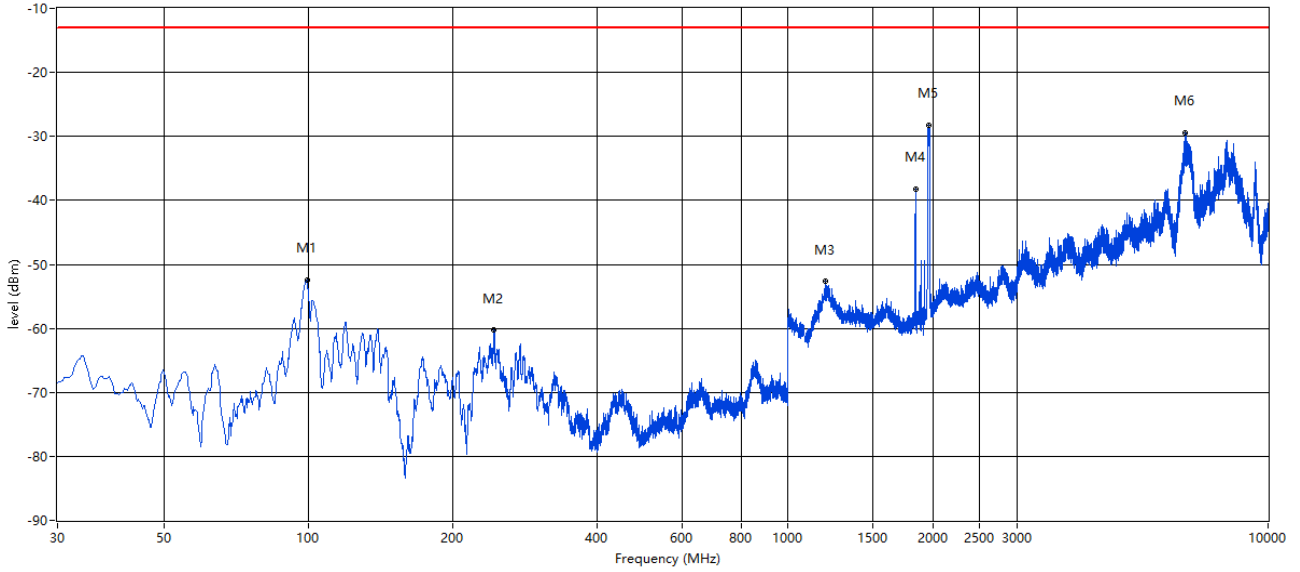


Frequency (MHz)	Result (dBm)	Factor (dB)	PK Limit (dBm)	Margin (dB)	Table (o)	ANT	EUT	Verdict
97.641	-54.21	-13.79	-13.0	41.21	331.10	Horizontal	Horizontal	Pass
234.619	-53.32	-6.50	-13.0	40.32	360.00	Horizontal	Horizontal	Pass
659.615	-62.63	-0.83	-13.0	49.63	366.70	Horizontal	Horizontal	Pass
1881.790	-31.76	-0.20	-13.0	18.76	19.90	Horizontal	Horizontal	N.A
1962.257	-42.58	0.53	-13.0	29.58	66.80	Horizontal	Horizontal	N.A
6862.784	-30.33	24.99	-13.0	17.33	7.00	Horizontal	Horizontal	Pass



## RSE-V 20wid 30MHz-10GHz MID

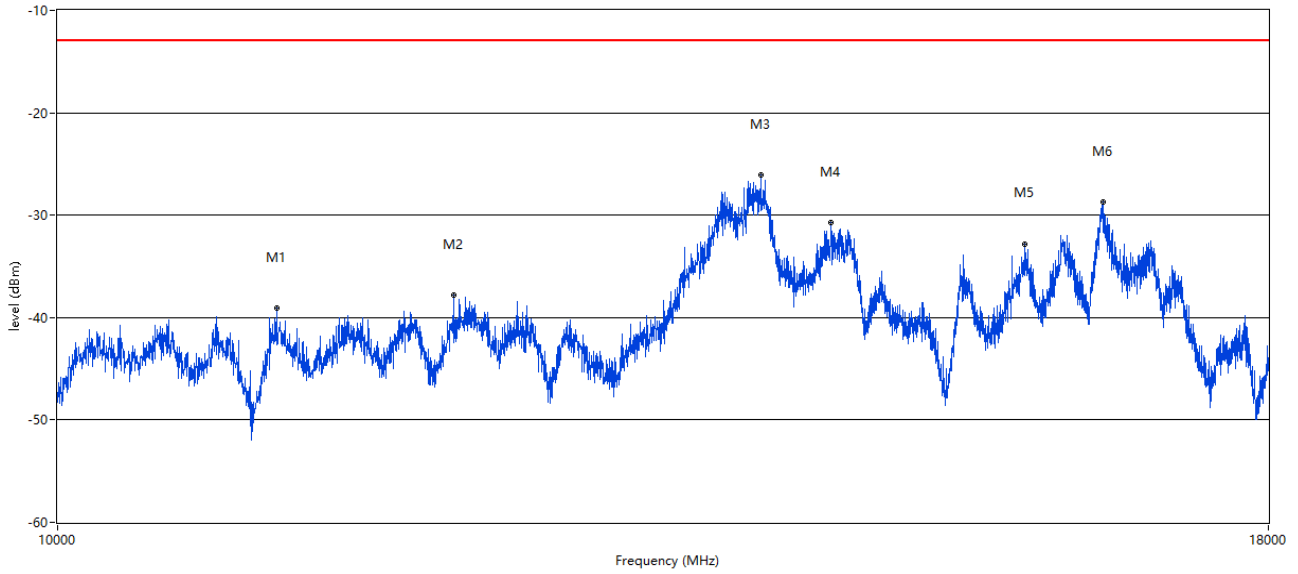
RSE Test case\_CE FCC\_FCC PART22&24&27\_FCC LTE B5&12&13&25&26



Frequency (MHz)	Result (dBm)	Factor (dB)	PK Limit (dBm)	Margin (dB)	Table (o)	ANT	EUT	Verdict
99.338	-52.40	-13.47	-13.0	39.40	281.30	Vertical	Horizontal	Pass
243.589	-60.29	-5.31	-13.0	47.29	95.00	Vertical	Horizontal	Pass
1197.951	-52.66	3.86	-13.0	39.66	361.90	Vertical	Horizontal	Pass
1881.290	-38.32	-0.20	-13.0	25.32	198.50	Vertical	Horizontal	N.A
1963.258	-28.22	0.41	-13.0	15.22	185.20	Vertical	Horizontal	N.A
6704.824	-29.43	26.17	-13.0	16.43	2.00	Vertical	Horizontal	Pass

## RSE-H 20wid 10-18GHz MID

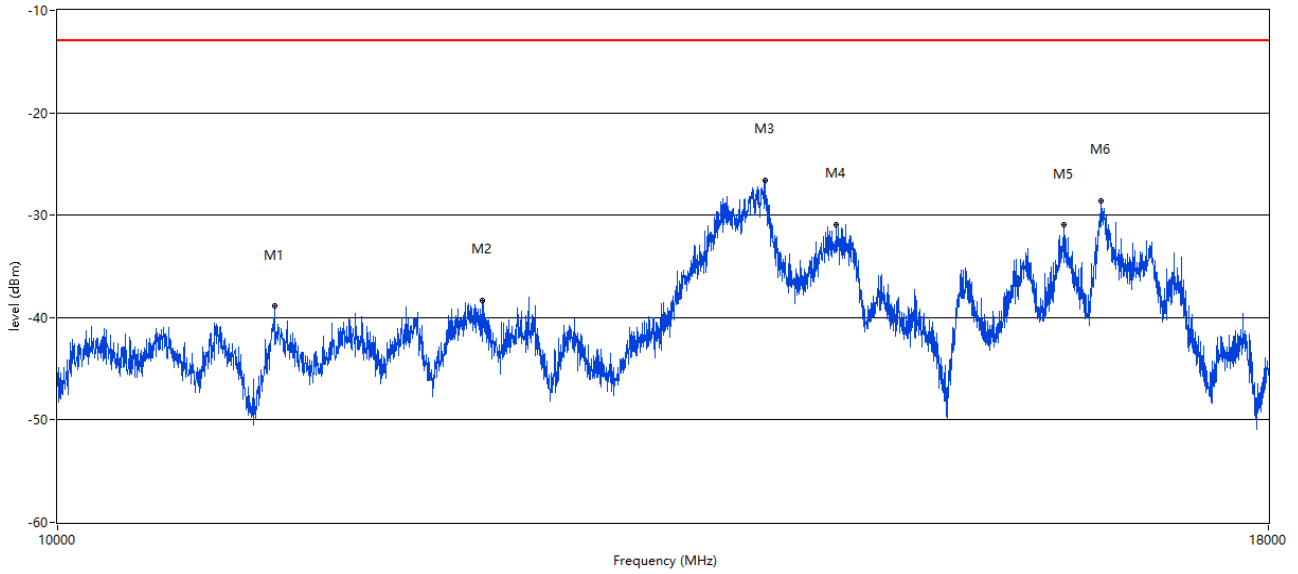
RSE Test case\_CE FCC\_FCC PART22&24&27\_FCC LTE & WCDMA 10-18G



Frequency (MHz)	Result (dBm)	Factor (dB)	PK Limit (dBm)	Margin (dB)	Table (o)	ANT	EUT	Verdict
11121.720	-39.06	19.11	-13.0	26.06	261.00	Horizontal	Horizontal	Pass
12121.470	-37.81	19.72	-13.0	24.81	234.00	Horizontal	Horizontal	Pass
14066.983	-26.05	32.72	-13.0	13.05	18.00	Horizontal	Horizontal	Pass
14556.861	-30.71	27.53	-13.0	17.71	175.00	Horizontal	Horizontal	Pass
15994.501	-32.83	24.99	-13.0	19.83	80.00	Horizontal	Horizontal	Pass
16612.347	-28.72	29.88	-13.0	15.72	298.00	Horizontal	Horizontal	Pass

## RSE-V 20wid 10-18GHz MID

RSE Test case\_CE FCC\_FCC PART22&24&27\_FCC LTE & WCDMA 10-18G



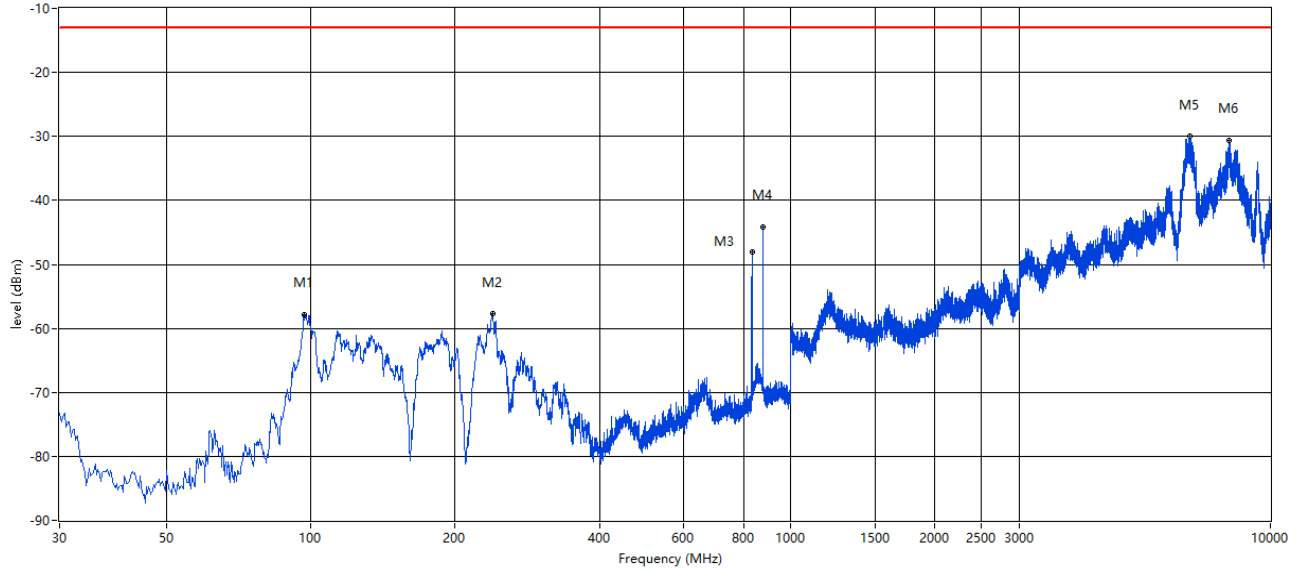
Frequency (MHz)	Result (dBm)	Factor (dB)	PK Limit (dBm)	Margin (dB)	Table (o)	ANT	EUT	Verdict
11111.722	-38.90	19.28	-13.0	25.90	288.00	Vertical	Horizontal	Pass
12287.428	-38.34	20.21	-13.0	25.34	343.00	Vertical	Horizontal	Pass
14098.975	-26.55	32.76	-13.0	13.55	106.00	Vertical	Horizontal	Pass
14596.851	-30.89	27.66	-13.0	17.89	71.00	Vertical	Horizontal	Pass
16302.424	-30.94	27.05	-13.0	17.94	177.00	Vertical	Horizontal	Pass
16594.351	-28.57	29.83	-13.0	15.57	206.00	Vertical	Horizontal	Pass

## 11 LTE Band 26

### 11.1 LTE Band 26 Bandwidth 1.4MHz, Middle Channel

#### RSE-H 1.4wid 30MHz-10GHz MID

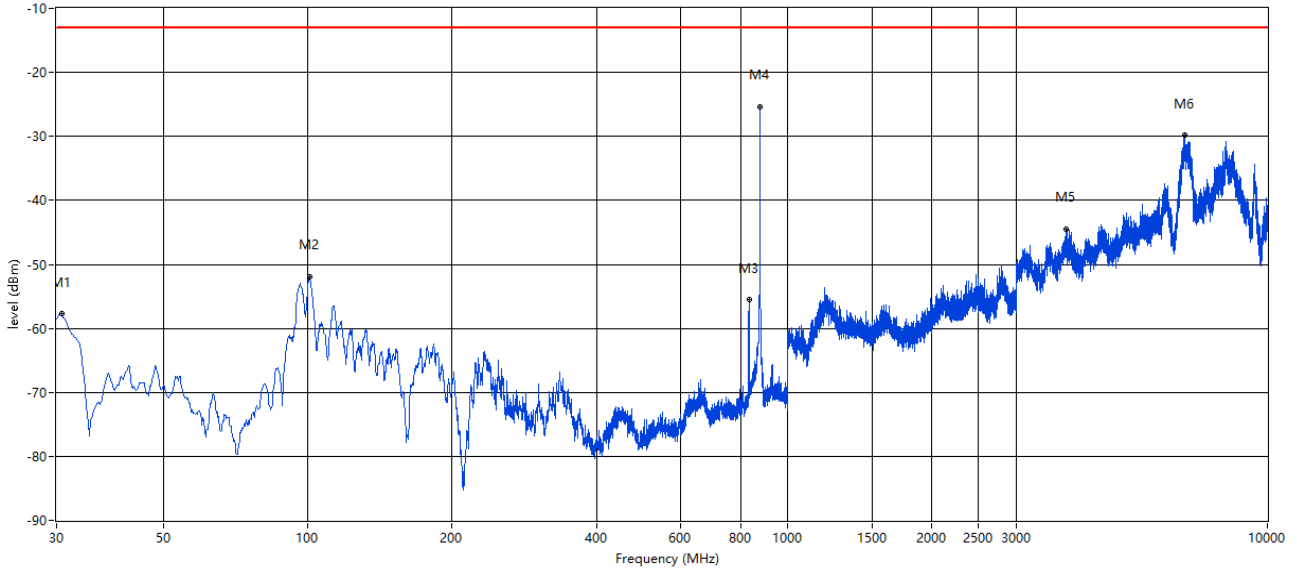
RSE Test case\_CE FCC\_FCC PART22&24&27\_FCC LTE B5&12&13&25&26



Frequency (MHz)	Result (dBm)	Factor (dB)	PK Limit (dBm)	Margin (dB)	Table (o)	ANT	EUT	Verdict
96.913	-57.81	-14.03	-13.0	44.81	147.50	Horizontal	Horizontal	Pass
239.225	-57.75	-4.70	-13.0	44.75	16.70	Horizontal	Horizontal	Pass
831.747	-48.09	2.33	-13.0	35.09	307.20	Horizontal	Horizontal	N.A
876.113	-44.09	2.06	-13.0	31.09	130.90	Horizontal	Horizontal	N.A
6789.803	-29.97	25.90	-13.0	16.97	5.00	Horizontal	Horizontal	Pass
8206.448	-30.62	27.97	-13.0	17.62	5.00	Horizontal	Horizontal	Pass

## RSE-V 1.4wid 30MHz-10GHz MID

RSE Test case\_CE FCC\_FCC PART22&24&27\_FCC LTE B5&12&13&25&26

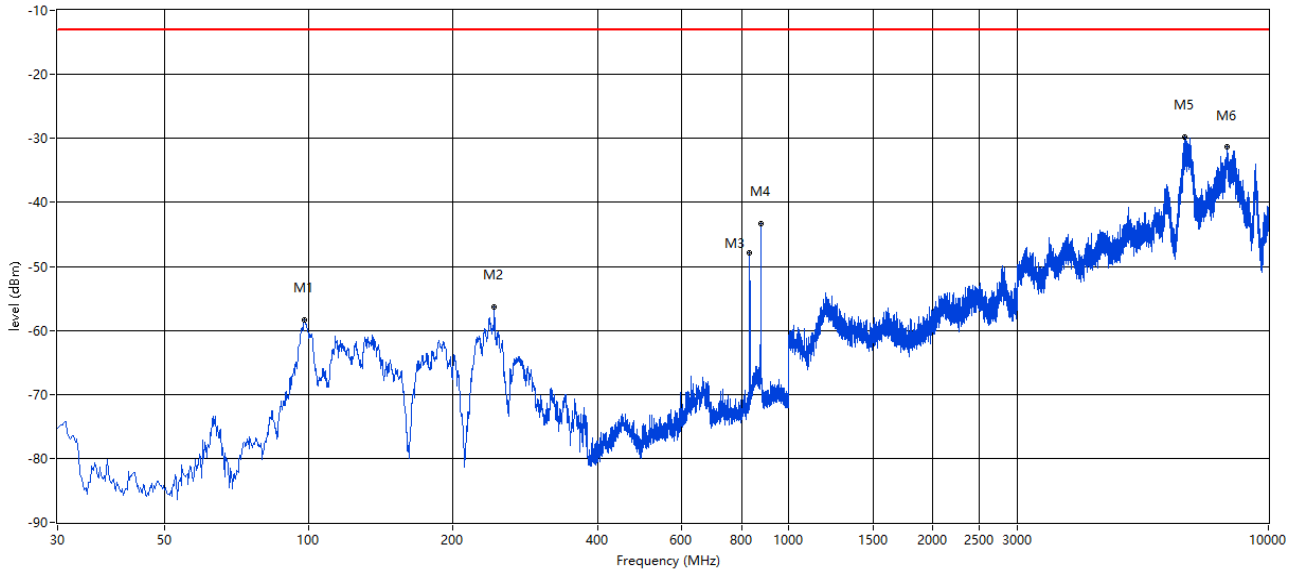


Frequency (MHz)	Result (dBm)	Factor (dB)	PK Limit (dBm)	Margin (dB)	Table (o)	ANT	EUT	Verdict
30.727	-57.66	-13.28	-13.0	44.66	14.10	Vertical	Horizontal	Pass
101.035	-51.95	-13.61	-13.0	38.95	268.40	Vertical	Horizontal	Pass
831.747	-55.49	2.33	-13.0	42.49	168.30	Vertical	Horizontal	N.A
876.841	-25.36	1.93	-13.0	12.36	177.70	Vertical	Horizontal	N.A
3804.549	-44.48	12.49	-13.0	31.48	27.00	Vertical	Horizontal	Pass
6725.819	-29.85	26.10	-13.0	16.85	1.00	Vertical	Horizontal	Pass

## 11.2 LTE Band 26 Bandwidth 3MHz, Middle Channel

### RSE-H 3wid 30MHz-10GHz MID

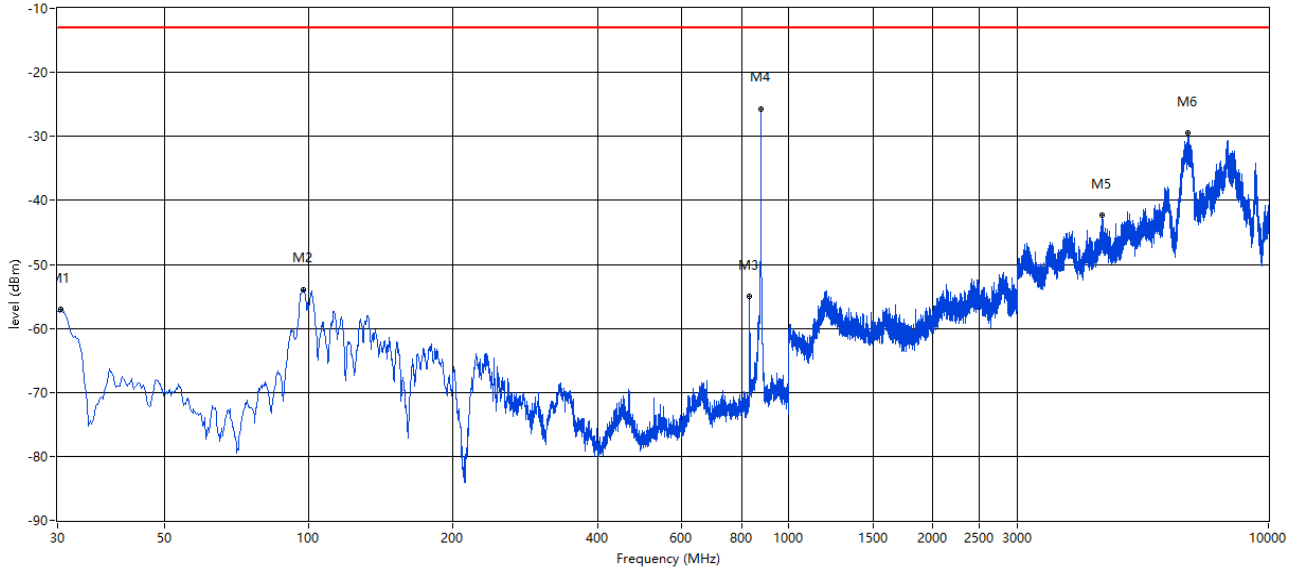
RSE Test case\_CE FCC\_FCC PART22&24&27\_FCC LTE B5&12&13&25&26



Frequency (MHz)	Result (dBm)	Factor (dB)	PK Limit (dBm)	Margin (dB)	Table (o)	ANT	EUT	Verdict
98.125	-58.38	-13.82	-13.0	45.38	189.70	Horizontal	Horizontal	Pass
243.832	-56.34	-5.40	-13.0	43.34	359.10	Horizontal	Horizontal	Pass
830.050	-47.83	1.99	-13.0	34.83	303.70	Horizontal	Horizontal	N.A
876.356	-43.25	2.02	-13.0	30.25	294.50	Horizontal	Horizontal	N.A
6706.823	-29.73	26.16	-13.0	16.73	20.00	Horizontal	Horizontal	Pass
8203.449	-31.25	28.05	-13.0	18.25	4.00	Horizontal	Horizontal	Pass

## RSE-V 3wid 30MHz-10GHz MID

RSE Test case\_CE FCC\_FCC PART2&24&27\_FCC LTE B5&12&13&25&26

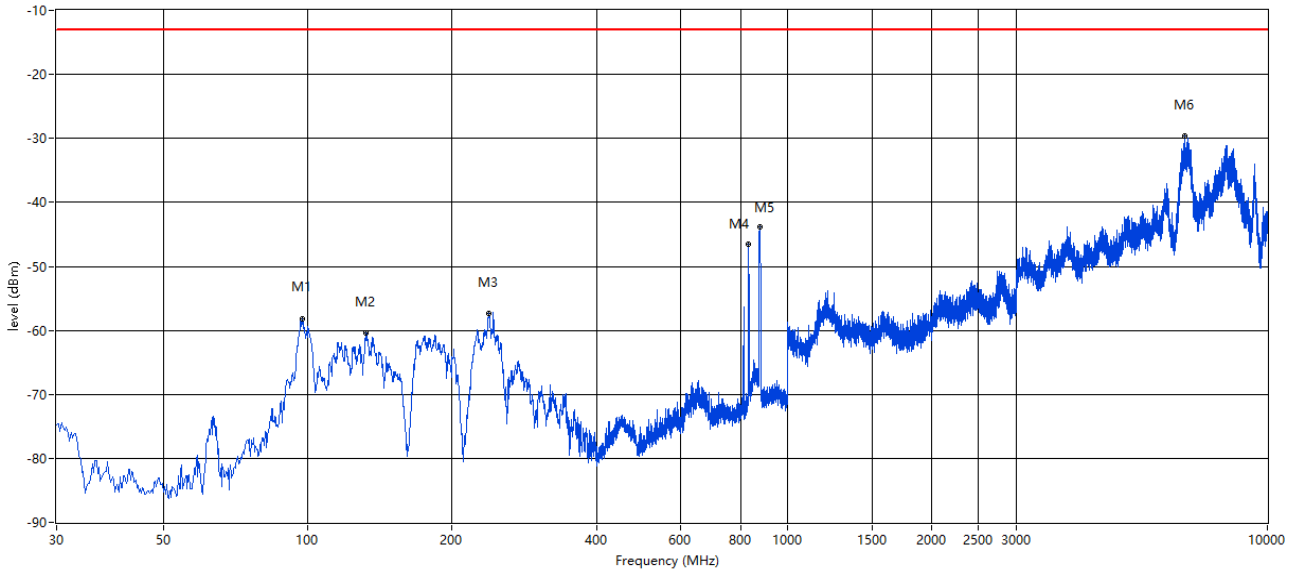


Frequency (MHz)	Result (dBm)	Factor (dB)	PK Limit (dBm)	Margin (dB)	Table (o)	ANT	EUT	Verdict
30.485	-57.70	-13.33	-13.0	44.70	70.10	Vertical	Horizontal	Pass
97.641	-54.02	-13.91	-13.0	41.02	284.90	Vertical	Horizontal	Pass
830.292	-54.96	2.03	-13.0	41.96	182.50	Vertical	Horizontal	N.A
876.356	-25.67	2.02	-13.0	12.67	255.00	Vertical	Horizontal	N.A
4508.623	-42.32	13.78	-13.0	29.32	26.00	Vertical	Horizontal	Pass
6809.798	-29.51	25.73	-13.0	16.51	7.00	Vertical	Horizontal	Pass

### 11.3 LTE Band 26 Bandwidth 5MHz, Middle Channel

#### RSE-H 5wid 30MHz-10GHz MID

RSE Test case\_CE FCC\_FCC PART22&24&27\_FCC LTE B5&12&13&25&26

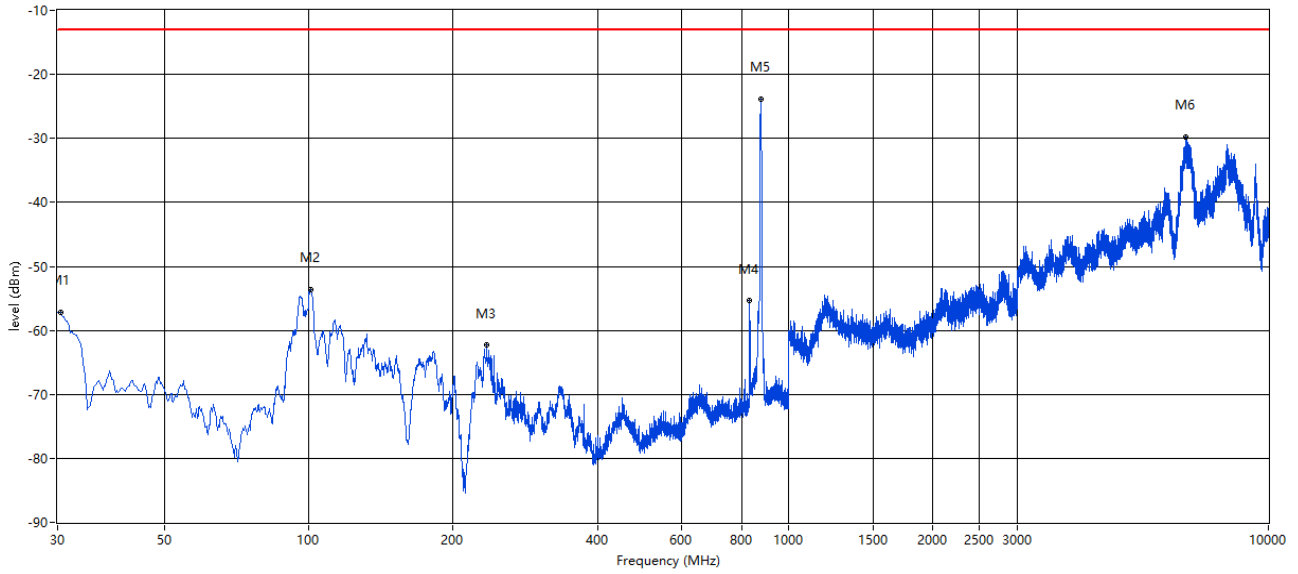


Frequency (MHz)	Result (dBm)	Factor (dB)	PK Limit (dBm)	Margin (dB)	Table (o)	ANT	EUT	Verdict
97.641	-58.23	-13.91	-13.0	45.23	201.60	Horizontal	Horizontal	Pass
132.552	-60.40	-17.10	-13.0	47.40	160.80	Horizontal	Horizontal	Pass
238.498	-57.42	-4.97	-13.0	44.42	32.30	Horizontal	Horizontal	Pass
831.565	-46.54	1.92	-13.0	33.54	320.00	Horizontal	Horizontal	N.A
877.811	-43.89	1.75	-13.0	30.89	122.00	Horizontal	Horizontal	N.A
6731.817	-29.63	26.08	-13.0	16.63	9.00	Horizontal	Horizontal	Pass



## RSE-V 5wid 30MHz-10GHz MID

RSE Test case\_CE FCC\_FCC PART2&24&27\_FCC LTE B5&12&13&25&26

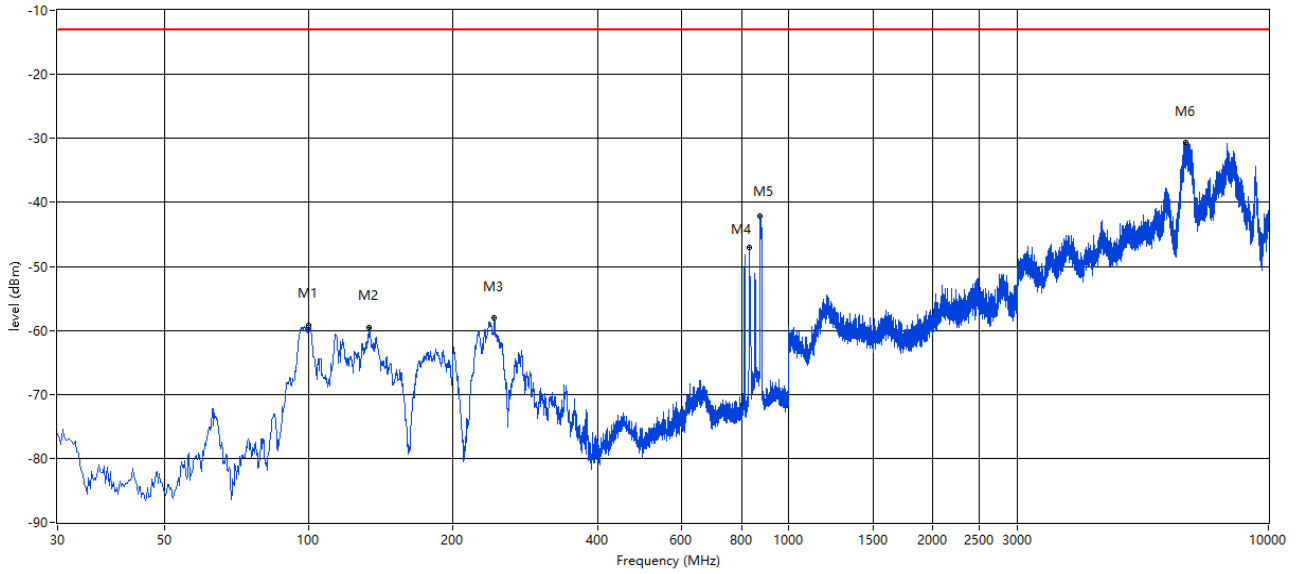


Frequency (MHz)	Result (dBm)	Factor (dB)	PK Limit (dBm)	Margin (dB)	Table (o)	ANT	EUT	Verdict
30.485	-57.21	-13.33	-13.0	44.21	0.00	Vertical	Horizontal	Pass
101.035	-53.66	-13.61	-13.0	40.66	241.40	Vertical	Horizontal	Pass
235.346	-62.25	-6.12	-13.0	49.25	277.00	Vertical	Horizontal	Pass
831.323	-55.35	1.88	-13.0	42.35	167.10	Vertical	Horizontal	N.A
875.386	-23.80	2.20	-13.0	10.80	94.60	Vertical	Horizontal	N.A
6713.822	-29.78	26.14	-13.0	16.78	3.00	Vertical	Horizontal	Pass

## 11.4 LTE Band 26 Bandwidth 10MHz, Middle Channel

### RSE-H 10wid 30MHz-10GHz MID

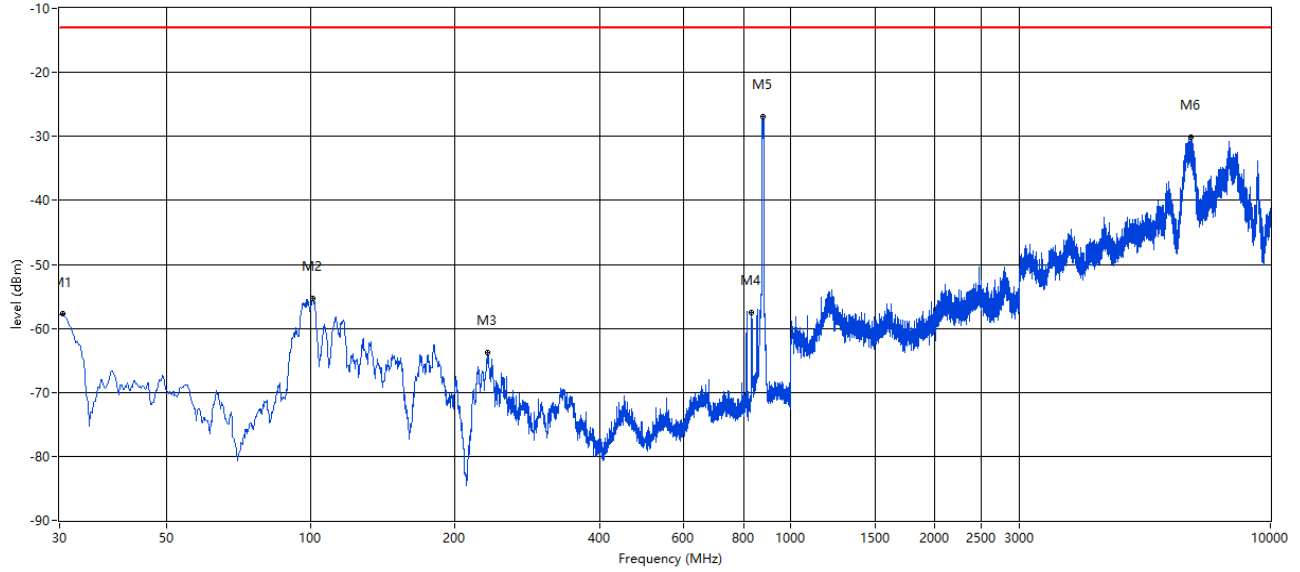
RSE Test case\_CE FCC\_FCC PART22&24&27\_FCC LTE B5&12&13&25&26



Frequency (MHz)	Result (dBm)	Factor (dB)	PK Limit (dBm)	Margin (dB)	Table (o)	ANT	EUT	Verdict
100.307	-59.15	-13.53	-13.0	46.15	186.50	Horizontal	Horizontal	Pass
134.006	-59.55	-17.04	-13.0	46.55	164.30	Horizontal	Horizontal	Pass
244.074	-58.07	-5.46	-13.0	45.07	5.90	Horizontal	Horizontal	Pass
831.323	-47.03	1.88	-13.0	34.03	325.70	Horizontal	Horizontal	N.A
876.447	-42.10	2.56	-13.0	29.10	303.70	Horizontal	Horizontal	N.A
6738.815	-30.71	26.06	-13.0	17.71	6.00	Horizontal	Horizontal	Pass

## RSE-V 10wid 30MHz-10GHz MID

RSE Test case\_CE FCC\_FCC PART22&24&27\_FCC LTE B5&12&13&25&26

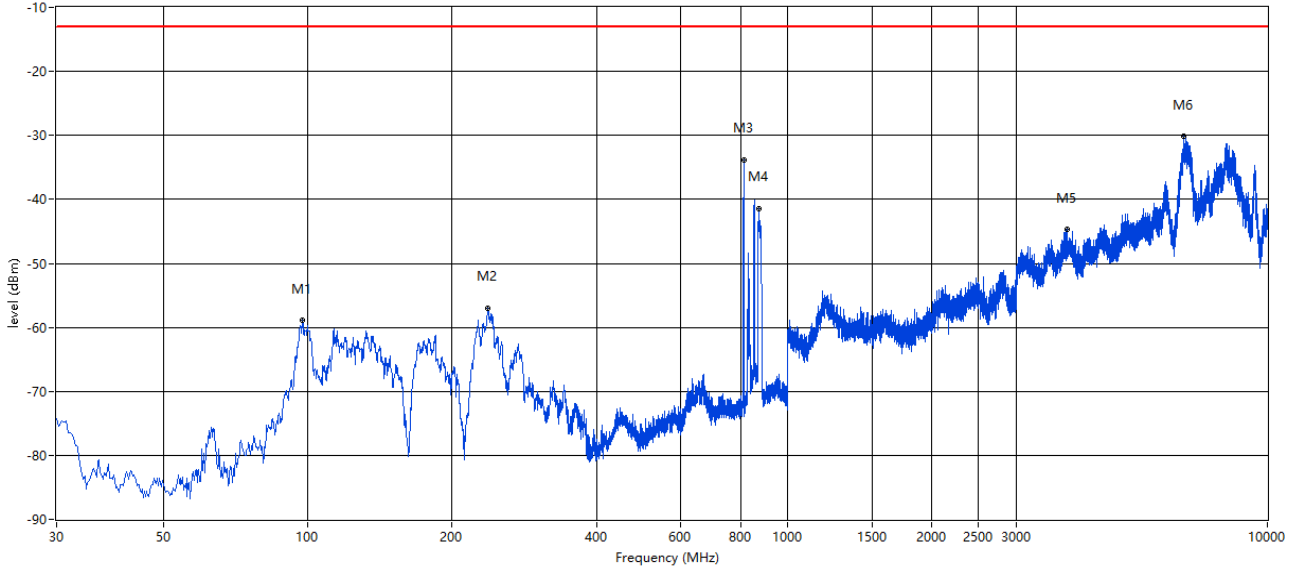


Frequency (MHz)	Result (dBm)	Factor (dB)	PK Limit (dBm)	Margin (dB)	Table (o)	ANT	EUT	Verdict
30.485	-57.66	-13.33	-13.0	44.66	333.20	Vertical	Horizontal	Pass
101.035	-55.33	-13.61	-13.0	42.33	358.20	Vertical	Horizontal	Pass
234.134	-63.76	-6.57	-13.0	50.76	336.90	Vertical	Horizontal	Pass
829.080	-26.88	1.85	-13.0	44.45	172.00	Vertical	Horizontal	N.A
875.871	-26.88	2.11	-13.0	13.88	324.00	Vertical	Horizontal	N.A
6836.791	-30.13	25.35	-13.0	17.13	5.00	Vertical	Horizontal	Pass

# 11.5 LTE Band 26 Bandwidth 15MHz, Middle Channel

## RSE-H 15wid 30MHz-10GHz MID

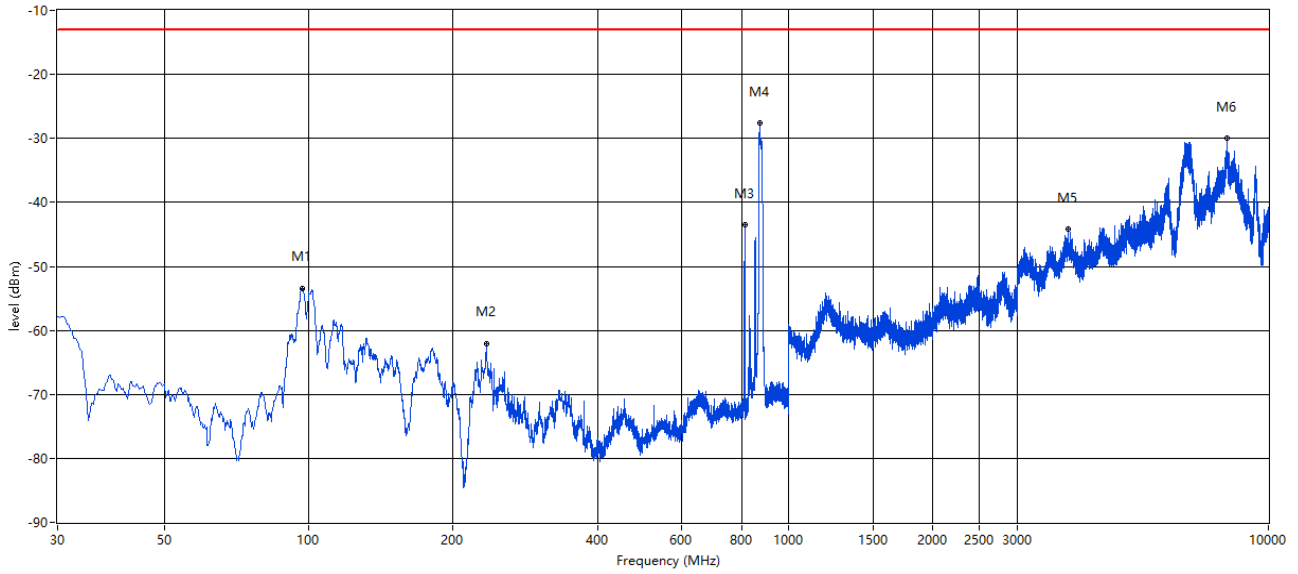
RSE Test case\_CE FCC\_FCC PART22&24&27\_FCC LTE B5&12&13&25&26



Frequency (MHz)	Result (dBm)	Factor (dB)	PK Limit (dBm)	Margin (dB)	Table (o)	ANT	EUT	Verdict
97.641	-58.96	-13.91	-13.0	45.96	344.20	Horizontal	Horizontal	Pass
237.043	-57.05	-5.50	-13.0	44.05	11.00	Horizontal	Horizontal	Pass
831.382	-33.82	-0.31	-13.0	20.82	325.70	Horizontal	Horizontal	N.A
875.810	-41.42	3.22	-13.0	28.42	129.70	Horizontal	Horizontal	N.A
3824.044	-44.76	12.04	-13.0	31.76	26.00	Horizontal	Horizontal	Pass
6699.825	-30.18	26.18	-13.0	17.18	9.00	Horizontal	Horizontal	Pass

## RSE-V 15wid 30MHz-10GHz MID

RSE Test case\_CE FCC\_FCC PART22&24&27\_FCC LTE B5&12&13&25&26



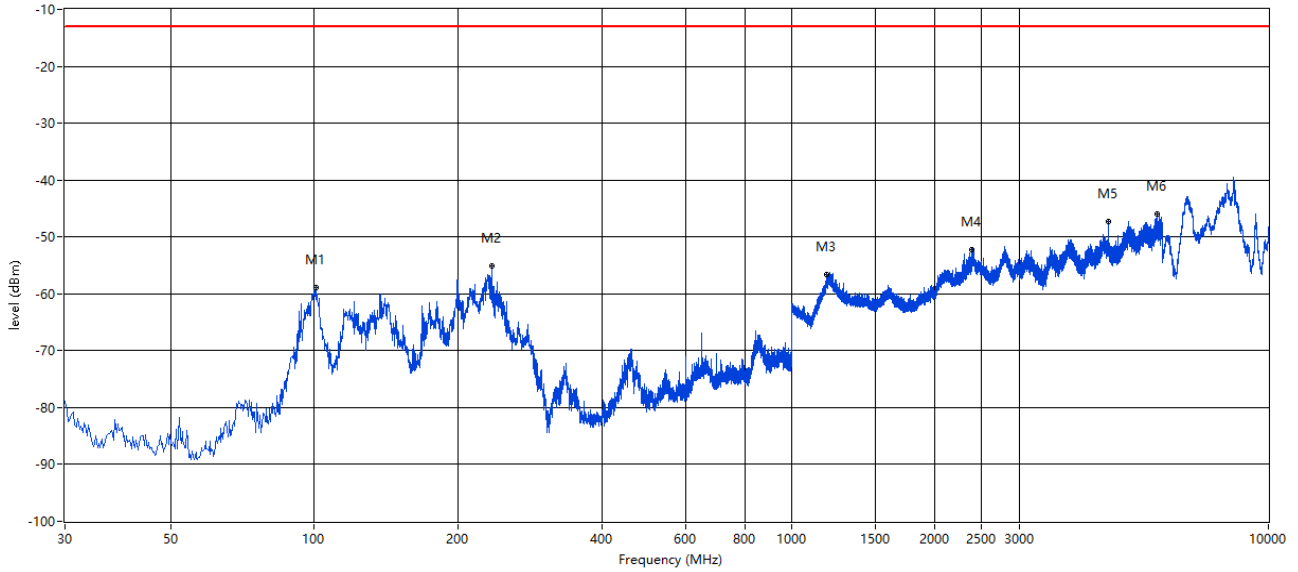
Frequency (MHz)	Result (dBm)	Factor (dB)	PK Limit (dBm)	Margin (dB)	Table (o)	ANT	EUT	Verdict
96.913	-53.48	-14.03	-13.0	40.48	307.60	Vertical	Horizontal	Pass
234.861	-62.14	-6.30	-13.0	49.14	293.00	Vertical	Horizontal	Pass
831.382	-43.40	-0.31	-13.0	30.40	174.50	Vertical	Horizontal	N.A
878.810	-27.67	3.22	-13.0	14.67	233.60	Vertical	Horizontal	N.A
3831.542	-44.21	11.96	-13.0	31.21	9.00	Vertical	Horizontal	Pass
8199.450	-30.00	28.11	-13.0	17.00	10.00	Vertical	Horizontal	Pass

## 12 LTE Band 30

### 12.1 LTE Band 30 Bandwidth 5MHz, Middle Channel

#### RSE-H 5wid 30MHz-10GHz MID

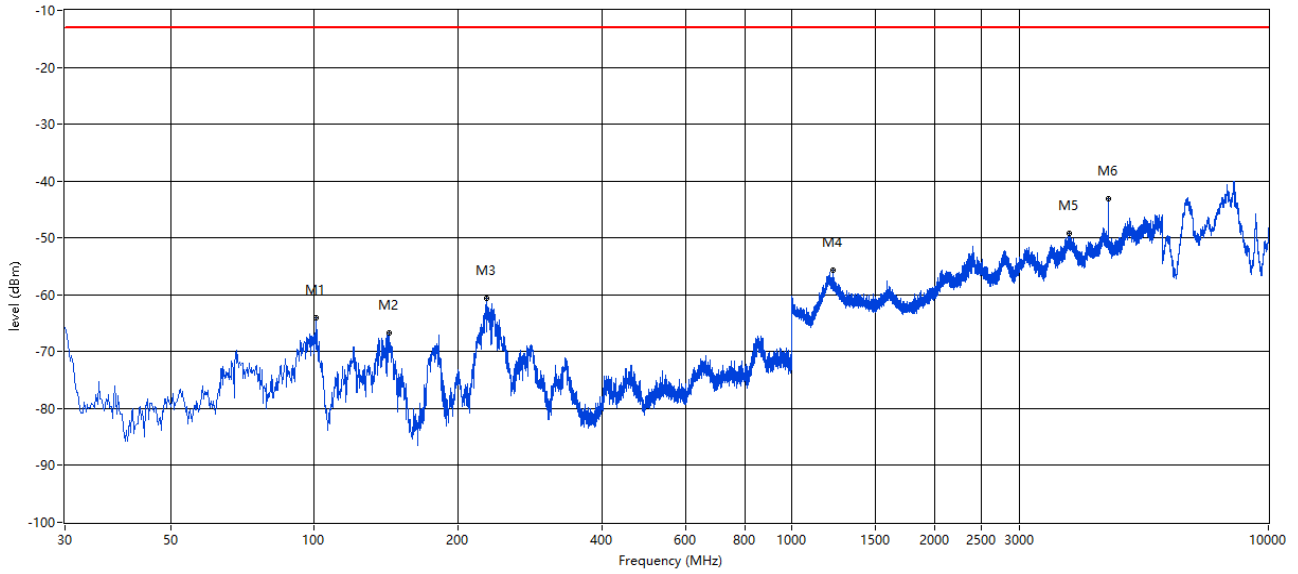
RSE Test case\_CE FCC\_FCC PART2&24&27\_FCC LTE B30



Frequency (MHz)	Result (dBm)	Factor (dB)	PK Limit (dBm)	Margin (dB)	Table (o)	ANT	EUT	Verdict
100.792	-58.87	-13.22	-13.0	45.87	208.60	Horizontal	Horizontal	Pass
235.346	-55.19	-5.40	-13.0	42.19	75.90	Horizontal	Horizontal	Pass
1188.476	-56.71	4.87	-13.0	43.71	186.80	Horizontal	Horizontal	Pass
2385.077	-52.30	9.41	-13.0	39.30	68.20	Horizontal	Horizontal	Pass
4616.048	-47.31	13.09	-13.0	34.31	46.00	Horizontal	Horizontal	Pass
5840.645	-45.98	16.49	-13.0	32.98	8.00	Horizontal	Horizontal	Pass

## RSE-V 5wid 30MHz-10GHz MID

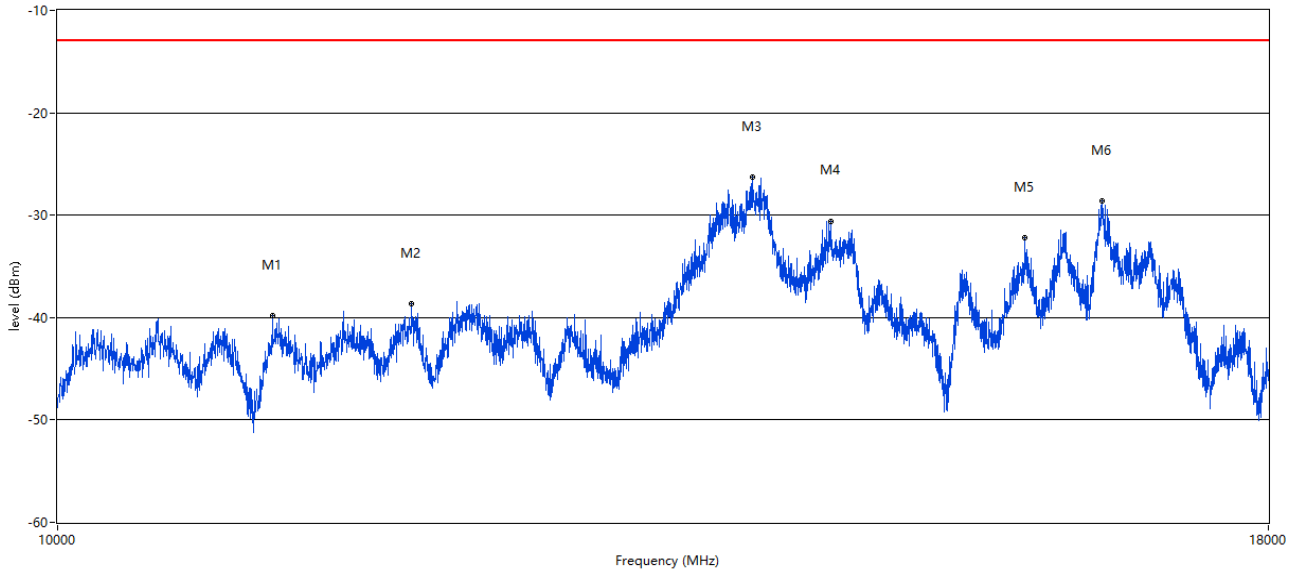
RSE Test case\_CE FCC\_FCC PART22&24&27\_FCC LTE B30



Frequency (MHz)	Result (dBm)	Factor (dB)	PK Limit (dBm)	Margin (dB)	Table (o)	ANT	EUT	Verdict
100.792	-64.02	-13.22	-13.0	51.02	169.00	Vertical	Horizontal	Pass
143.462	-66.71	-16.54	-13.0	53.71	174.70	Vertical	Horizontal	Pass
229.770	-60.59	-7.53	-13.0	47.59	31.40	Vertical	Horizontal	Pass
1220.722	-55.71	4.59	-13.0	42.71	265.10	Vertical	Horizontal	Pass
3827.522	-49.17	12.02	-13.0	36.17	358.00	Vertical	Horizontal	Pass
4620.172	-43.02	13.19	-13.0	30.02	249.70	Vertical	Horizontal	Pass

## RSE-H 5wid 10-18GHz MID

RSE Test case\_CE FCC\_FCC PART2&24&27\_FCC LTE & WCDMA 10-18G

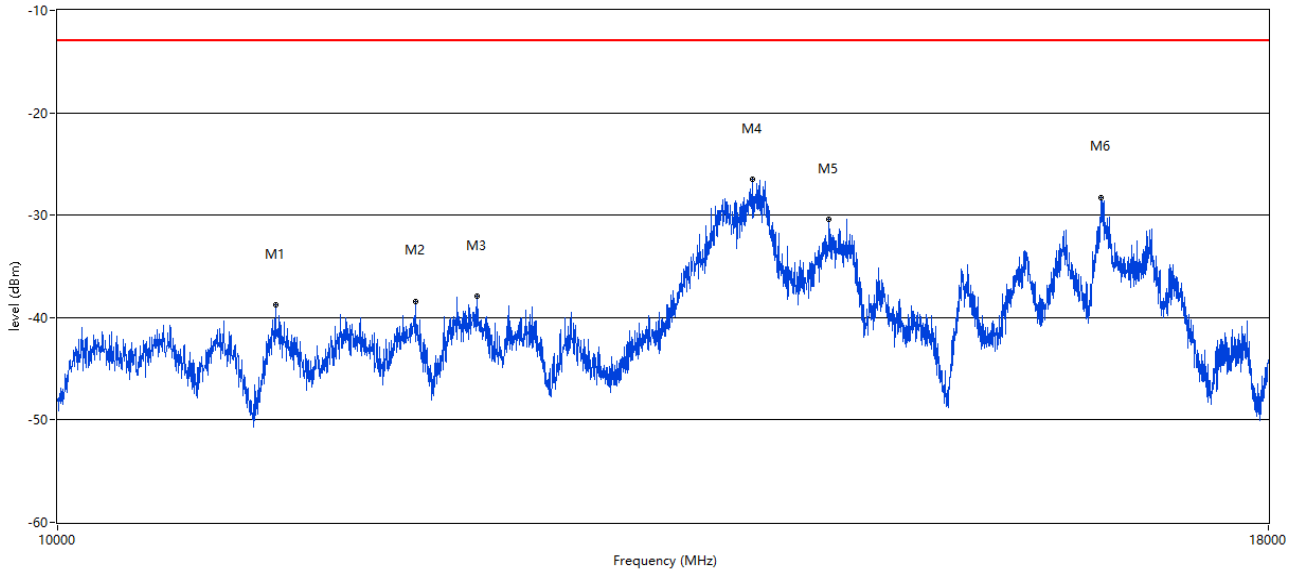


Frequency (MHz)	Result (dBm)	Factor (dB)	PK Limit (dBm)	Margin (dB)	Table (o)	ANT	EUT	Verdict
11097.726	-39.79	19.31	-13.0	26.79	208.00	Horizontal	Horizontal	Pass
11873.532	-38.68	19.67	-13.0	25.68	20.00	Horizontal	Horizontal	Pass
14010.997	-26.31	32.64	-13.0	13.31	244.00	Horizontal	Horizontal	Pass
14556.861	-30.61	27.53	-13.0	17.61	248.00	Horizontal	Horizontal	Pass
15994.501	-32.22	24.99	-13.0	19.22	95.00	Horizontal	Horizontal	Pass
16602.349	-28.63	30.27	-13.0	15.63	187.00	Horizontal	Horizontal	Pass



## RSE-V 5wid 10-18GHz MID

RSE Test case\_CE FCC\_FCC PART22&24&27\_FCC LTE & WCDMA 10-18G

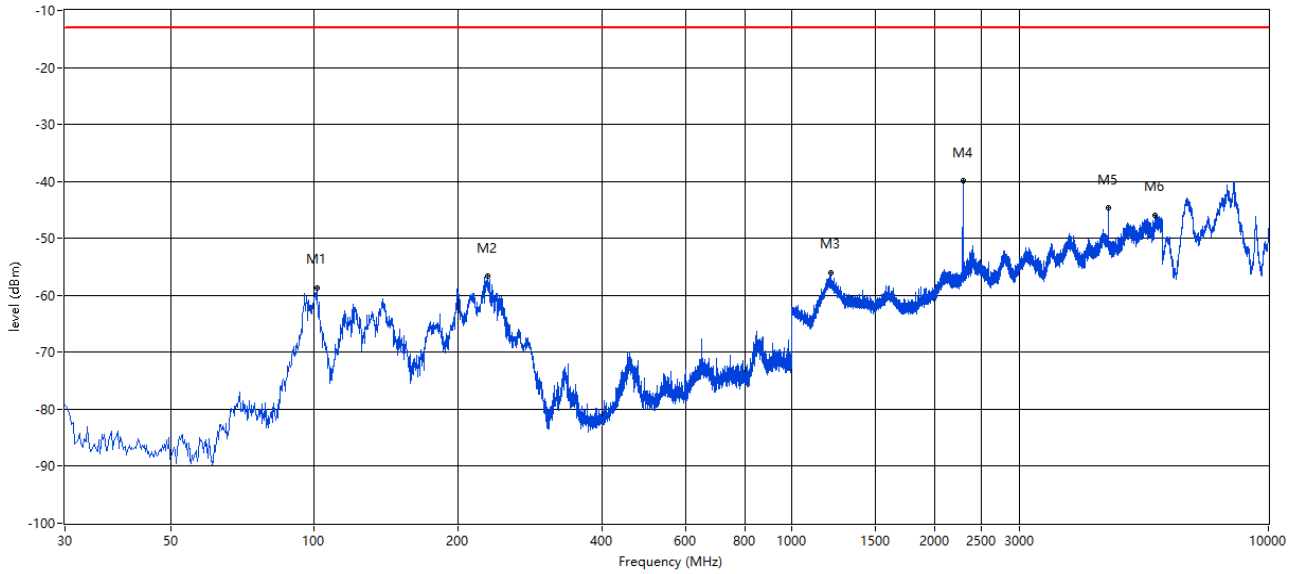


Frequency (MHz)	Result (dBm)	Factor (dB)	PK Limit (dBm)	Margin (dB)	Table (o)	ANT	EUT	Verdict
11115.721	-38.73	19.21	-13.0	25.73	174.00	Vertical	Horizontal	Pass
11897.526	-38.39	19.93	-13.0	25.39	5.00	Vertical	Horizontal	Pass
12257.436	-37.94	20.38	-13.0	24.94	160.00	Vertical	Horizontal	Pass
14008.998	-26.49	32.63	-13.0	13.49	118.00	Vertical	Horizontal	Pass
14542.864	-30.40	27.48	-13.0	17.40	265.00	Vertical	Horizontal	Pass
16596.351	-28.25	30.02	-13.0	15.25	112.00	Vertical	Horizontal	Pass

## 12.2 LTE Band 30 Bandwidth 10MHz, Middle Channel

### RSE-H 10wid 30MHz-10GHz MID

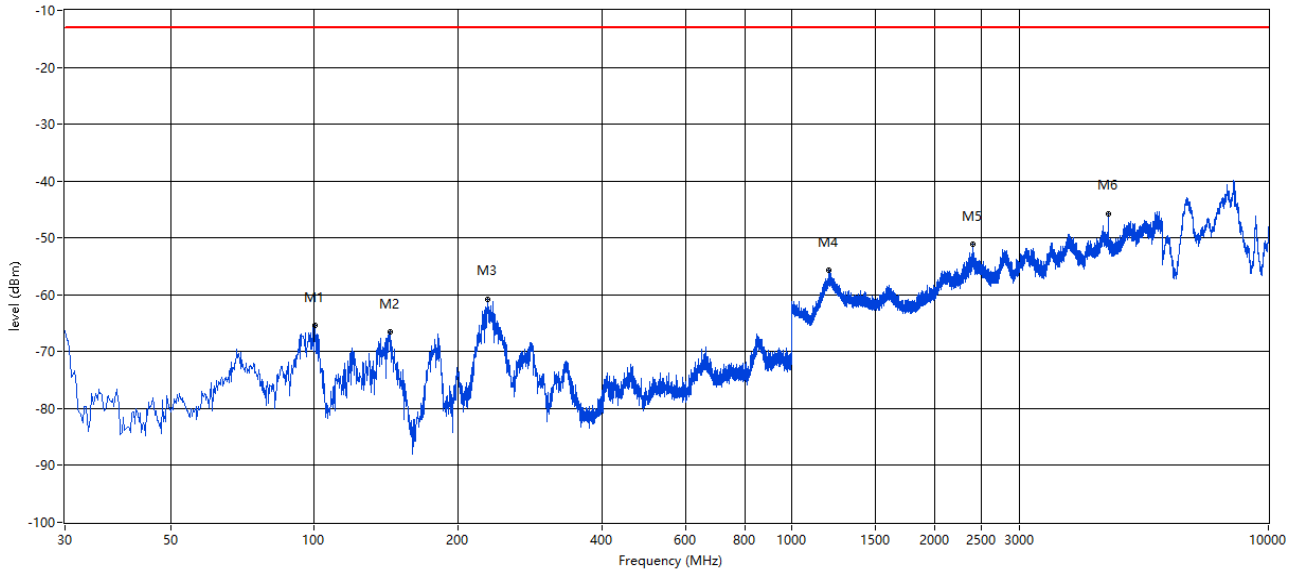
RSE Test case\_CE FCC\_FCC PART22&24&27\_FCC LTE B30



Frequency (MHz)	Result (dBm)	Factor (dB)	PK Limit (dBm)	Margin (dB)	Table (o)	ANT	EUT	Verdict
101.277	-58.64	-13.28	-13.0	45.64	197.70	Horizontal	Horizontal	Pass
230.497	-56.67	-7.24	-13.0	43.67	69.70	Horizontal	Horizontal	Pass
1212.223	-55.99	5.07	-13.0	42.99	0.00	Horizontal	Horizontal	Pass
2310.339	-39.81	7.39	-13.0	26.81	225.60	Horizontal	Horizontal	N.A
4620.172	-44.69	13.19	-13.0	31.69	242.80	Horizontal	Horizontal	Pass
5791.151	-45.89	16.80	-13.0	32.89	137.30	Horizontal	Horizontal	Pass

## RSE-V 10wid 30MHz-10GHz MID

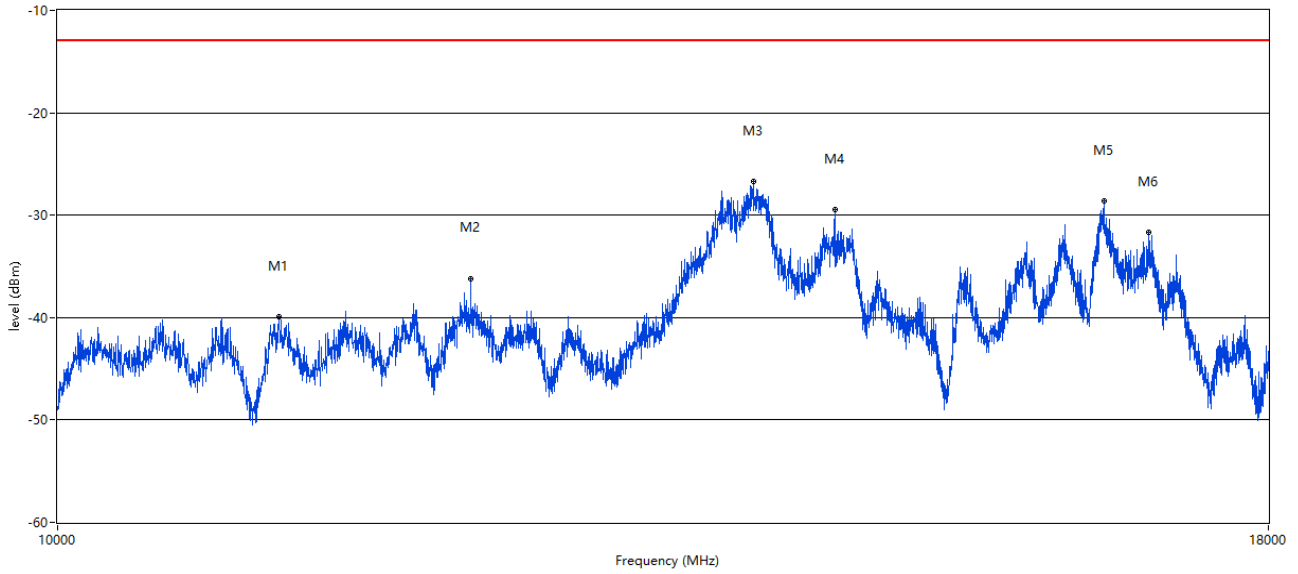
RSE Test case\_CE FCC\_FCC PART22&24&27\_FCC LTE B30



Frequency (MHz)	Result (dBm)	Factor (dB)	PK Limit (dBm)	Margin (dB)	Table (o)	ANT	EUT	Verdict
100.307	-65.39	-13.15	-13.0	52.39	146.40	Vertical	Horizontal	Pass
143.947	-66.52	-16.59	-13.0	53.52	191.40	Vertical	Horizontal	Pass
230.255	-60.73	-7.33	-13.0	47.73	0.20	Vertical	Horizontal	Pass
1198.725	-55.74	5.57	-13.0	42.74	305.80	Vertical	Horizontal	Pass
2399.575	-51.17	9.74	-13.0	38.17	357.10	Vertical	Horizontal	Pass
4618.298	-45.70	13.14	-13.0	32.70	69.00	Vertical	Horizontal	Pass

## RSE-H 10wid 10-18GHz MID

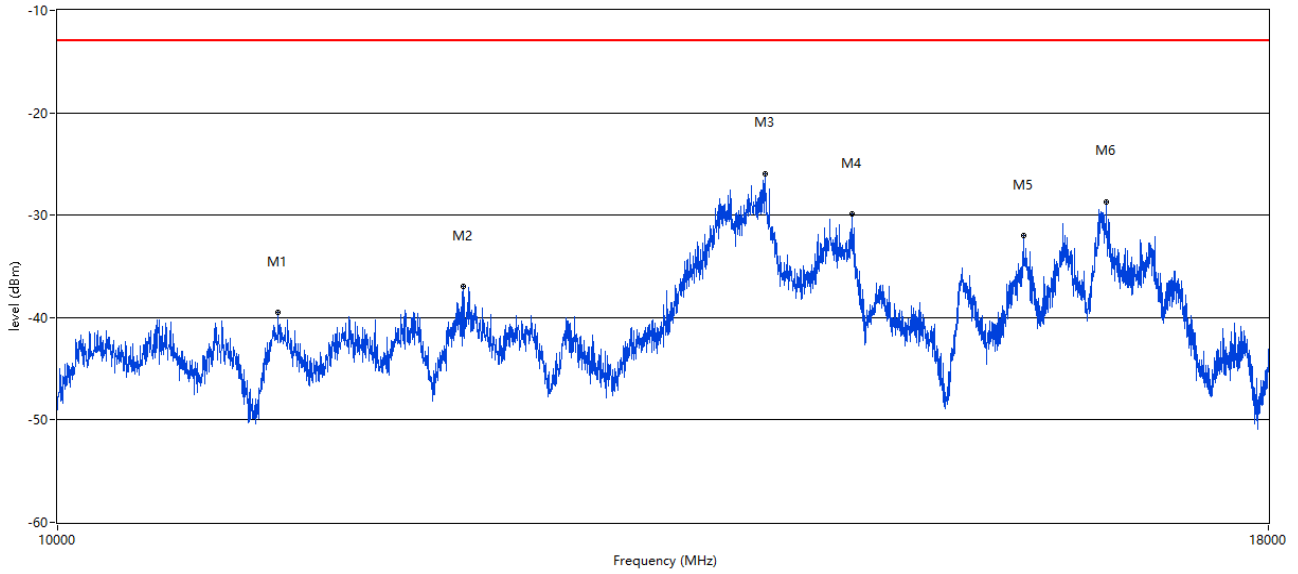
RSE Test case\_CE FCC\_FCC PART2&24&27\_FCC LTE & WCDMA 10-18G



Frequency (MHz)	Result (dBm)	Factor (dB)	PK Limit (dBm)	Margin (dB)	Table (o)	ANT	EUT	Verdict
11133.717	-39.96	18.90	-13.0	26.96	259.00	Horizontal	Horizontal	Pass
12221.445	-36.16	20.58	-13.0	23.16	148.00	Horizontal	Horizontal	Pass
14016.996	-26.73	32.64	-13.0	13.73	311.00	Horizontal	Horizontal	Pass
14582.854	-29.44	27.61	-13.0	16.44	1.00	Horizontal	Horizontal	Pass
16620.345	-28.60	29.56	-13.0	15.60	344.00	Horizontal	Horizontal	Pass
16980.255	-31.72	26.75	-13.0	18.72	255.00	Horizontal	Horizontal	Pass

## RSE-V 10wid 10-18GHz MID

RSE Test case\_CE FCC\_FCC PART22&24&27\_FCC LTE & WCDMA 10-18G



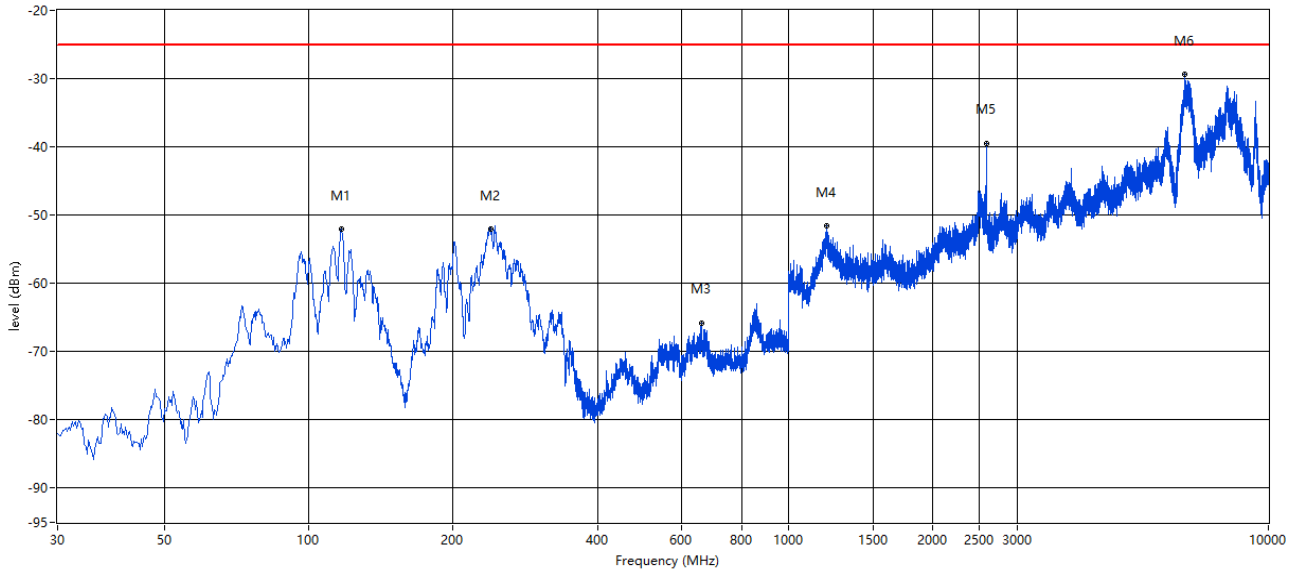
Frequency (MHz)	Result (dBm)	Factor (dB)	PK Limit (dBm)	Margin (dB)	Table (o)	ANT	EUT	Verdict
11129.718	-39.52	18.97	-13.0	26.52	279.00	Vertical	Horizontal	Pass
12179.455	-36.94	20.45	-13.0	23.94	157.00	Vertical	Horizontal	Pass
14096.976	-25.91	32.76	-13.0	12.91	46.00	Vertical	Horizontal	Pass
14702.824	-29.87	28.69	-13.0	16.87	331.00	Vertical	Horizontal	Pass
15980.505	-31.99	24.60	-13.0	18.99	128.00	Vertical	Horizontal	Pass
16636.341	-28.69	28.94	-13.0	15.69	168.00	Vertical	Horizontal	Pass

### 13 LTE Band 41

#### 13.1 LTE Band 41 Bandwidth 5MHz, Middle Channel

##### RSE-H 5wid 30MHz-10GHz MID

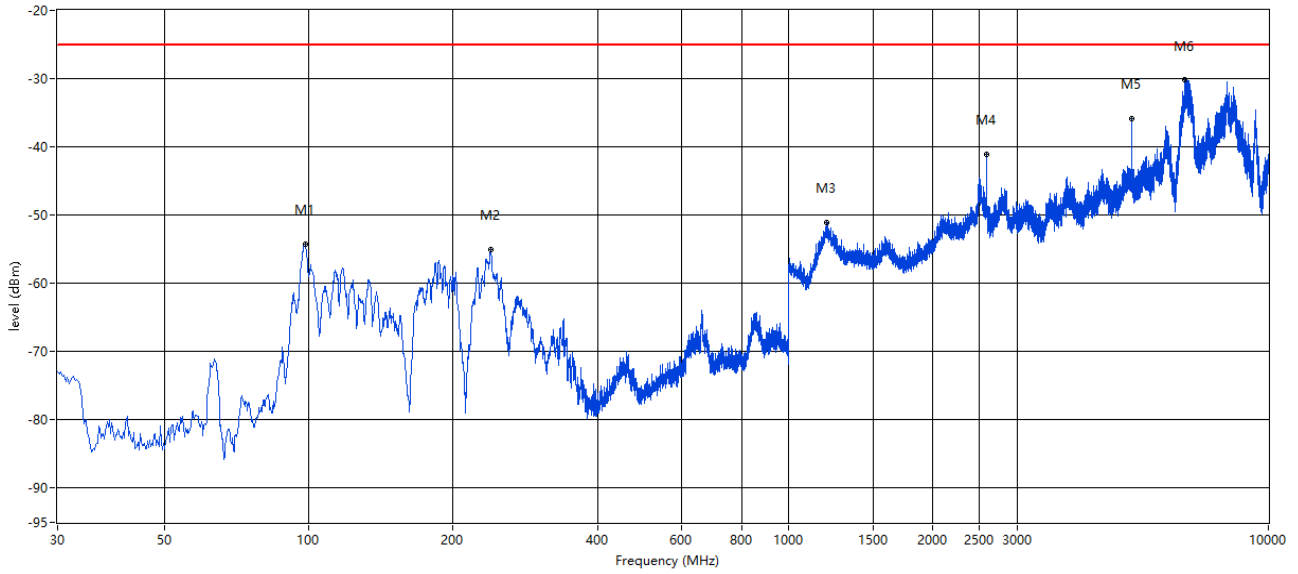
RSE Test case\_CE FCC\_FCC PART22&24&27\_FCC LTE B41



Frequency (MHz)	Result (dBm)	Factor (dB)	PK Limit (dBm)	Margin (dB)	Table (o)	ANT	EUT	Verdict
117.036	-51.98	-12.45	-25.0	26.98	333.00	Horizontal	Horizontal	Pass
239.225	-52.07	-3.88	-25.0	27.07	197.00	Horizontal	Horizontal	Pass
658.160	-65.88	0.24	-25.0	40.88	101.00	Horizontal	Horizontal	Pass
1201.950	-51.61	5.85	-25.0	26.61	0.00	Horizontal	Horizontal	Pass
2595.104	-39.56	9.23	-25.0	14.56	2.00	Horizontal	Horizontal	N.A
6694.826	-29.37	25.98	-25.0	4.37	292.00	Horizontal	Horizontal	Pass

## RSE-V 5wid 30MHz-10GHz MID

RSE Test case\_CE FCC\_FCC PART2&24&27\_FCC LTE B41



Frequency (MHz)	Result (dBm)	Factor (dB)	PK Limit (dBm)	Margin (dB)	Table (o)	ANT	EUT	Verdict
98.368	-54.23	-13.18	-25.0	29.23	162.00	Vertical	Horizontal	Pass
239.710	-55.04	-3.69	-25.0	30.04	4.00	Vertical	Horizontal	Pass
1199.950	-51.06	5.94	-25.0	26.06	133.00	Vertical	Horizontal	Pass
2592.102	-41.02	8.95	-25.0	16.02	43.00	Vertical	Horizontal	N.A
5186.453	-35.88	14.32	-25.0	10.88	191.00	Vertical	Horizontal	Pass
6702.824	-30.18	26.18	-25.0	5.18	130.00	Vertical	Horizontal	Pass

## RSE-H 5wid 10-18GHz MID

RSE Test case\_CE FCC\_FCC PART22&24&27\_FCC LTE B41 10-18G

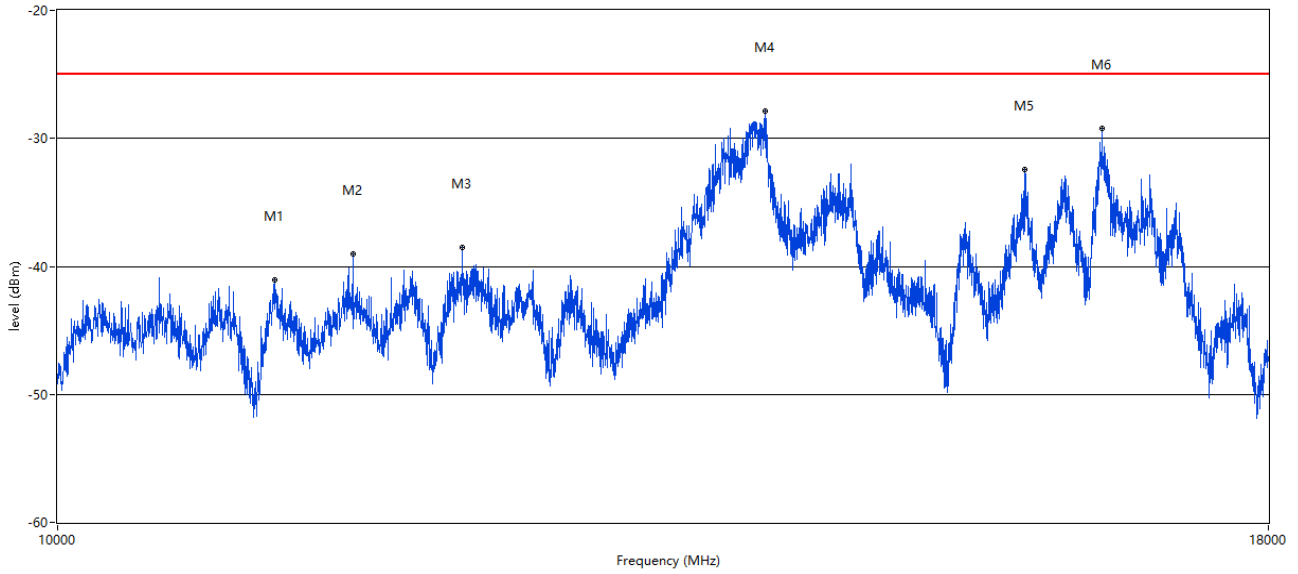


Frequency (MHz)	Result (dBm)	Factor (dB)	PK Limit (dBm)	Margin (dB)	Table (o)	ANT	EUT	Verdict
11113.722	-40.50	19.25	-25.0	15.50	231.00	Horizontal	Horizontal	Pass
11497.626	-40.01	20.15	-25.0	15.01	140.00	Horizontal	Horizontal	Pass
12245.439	-39.06	20.45	-25.0	14.06	19.00	Horizontal	Horizontal	Pass
14064.984	-27.96	32.71	-25.0	2.96	188.00	Horizontal	Horizontal	Pass
16308.423	-30.53	26.80	-25.0	5.53	58.00	Horizontal	Horizontal	Pass
16600.350	-28.31	30.35	-25.0	3.31	119.00	Horizontal	Horizontal	Pass



## RSE-V 5wid 10-18GHz MID

RSE Test case\_CE FCC\_FCC PART22&24&27\_FCC LTE B41 10-18G

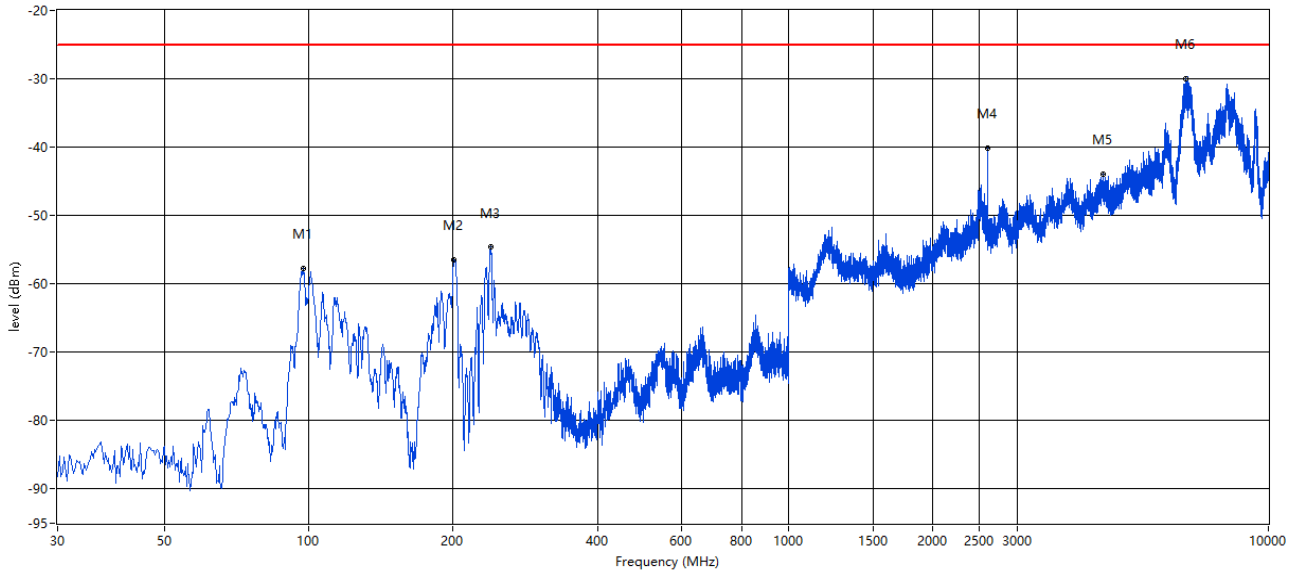


Frequency (MHz)	Result (dBm)	Factor (dB)	PK Limit (dBm)	Margin (dB)	Table (o)	ANT	EUT	Verdict
11111.722	-41.07	19.28	-25.0	16.07	208.00	Vertical	Horizontal	Pass
11541.615	-39.02	19.38	-25.0	14.02	314.00	Vertical	Horizontal	Pass
12169.458	-38.56	20.32	-25.0	13.56	215.00	Vertical	Horizontal	Pass
14100.975	-27.87	32.70	-25.0	2.87	118.00	Vertical	Horizontal	Pass
15988.503	-32.43	24.82	-25.0	7.43	62.00	Vertical	Horizontal	Pass
16604.349	-29.24	30.19	-25.0	4.24	268.00	Vertical	Horizontal	Pass

### 13.2 LTE Band 41 Bandwidth 10MHz, Middle Channel

#### RSE-H 10wid 30MHz-10GHz MID

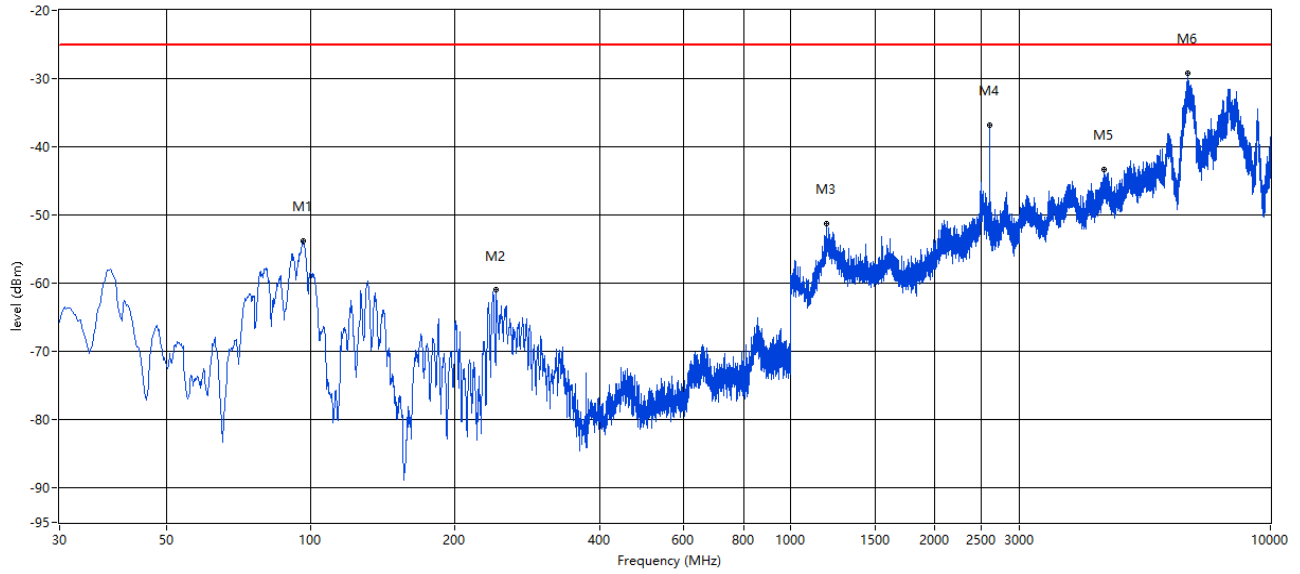
RSE Test case\_CE FCC\_FCC PART22&24&27\_FCC LTE B41



Frequency (MHz)	Result (dBm)	Factor (dB)	PK Limit (dBm)	Margin (dB)	Table (o)	ANT	EUT	Verdict
97.398	-57.81	-13.37	-25.0	32.81	239.00	Horizontal	Horizontal	Pass
201.162	-56.54	-9.69	-25.0	31.54	138.00	Horizontal	Horizontal	Pass
239.710	-54.61	-3.69	-25.0	29.61	0.00	Horizontal	Horizontal	Pass
2603.099	-40.08	8.60	-25.0	15.08	48.00	Horizontal	Horizontal	N.A
4516.871	-43.89	13.53	-25.0	18.89	2.00	Horizontal	Horizontal	Pass
6717.821	-29.98	26.13	-25.0	4.98	177.00	Horizontal	Horizontal	Pass

## RSE-V 10wid 30MHz-10GHz MID

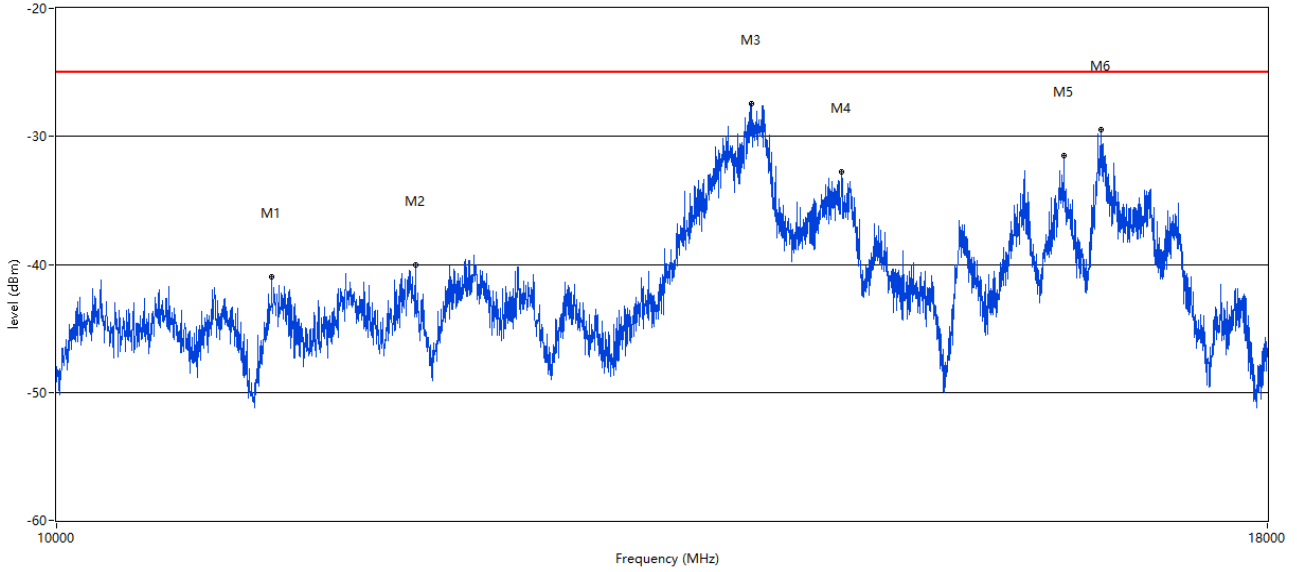
RSE Test case\_CE FCC\_FCC PART22&24&27\_FCC LTE B41



Frequency (MHz)	Result (dBm)	Factor (dB)	PK Limit (dBm)	Margin (dB)	Table (o)	ANT	EUT	Verdict
96.428	-53.78	-13.56	-25.0	28.78	178.00	Vertical	Horizontal	Pass
243.589	-60.88	-4.55	-25.0	35.88	98.00	Vertical	Horizontal	Pass
1190.452	-51.21	5.30	-25.0	26.21	298.00	Vertical	Horizontal	Pass
2593.601	-37.81	8.73	-25.0	12.81	43.00	Vertical	Horizontal	N.A
4506.373	-43.31	13.88	-25.0	18.31	343.00	Vertical	Horizontal	Pass
6713.822	-29.18	26.14	-25.0	4.18	47.00	Vertical	Horizontal	Pass

RSE-H 10wid 10-18GHz MID

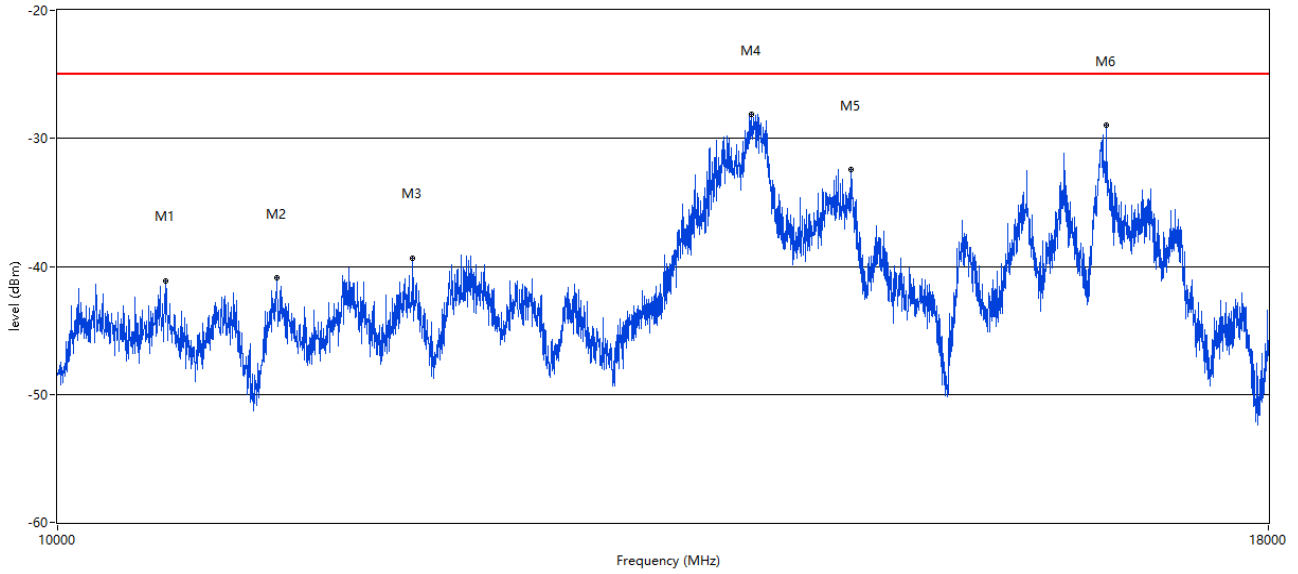
RSE Test case\_CE FCC\_FCC PART22&24&27\_FCC LTE B41 10-18G



Frequency (MHz)	Result (dBm)	Factor (dB)	PK Limit (dBm)	Margin (dB)	Table (o)	ANT	EUT	Verdict
11099.725	-40.94	19.46	-25.0	15.94	162.00	Horizontal	Horizontal	Pass
11903.524	-40.07	19.77	-25.0	15.07	178.00	Horizontal	Horizontal	Pass
14010.997	-27.43	32.64	-25.0	2.43	55.00	Horizontal	Horizontal	Pass
14640.840	-32.79	28.18	-25.0	7.79	3.00	Horizontal	Horizontal	Pass
16306.423	-31.49	26.88	-25.0	6.49	95.00	Horizontal	Horizontal	Pass
16604.349	-29.49	30.19	-25.0	4.49	205.00	Horizontal	Horizontal	Pass

## RSE-V 10wid 10-18GHz MID

RSE Test case\_CE FCC\_FCC PART22&24&27\_FCC LTE B41 10-18G

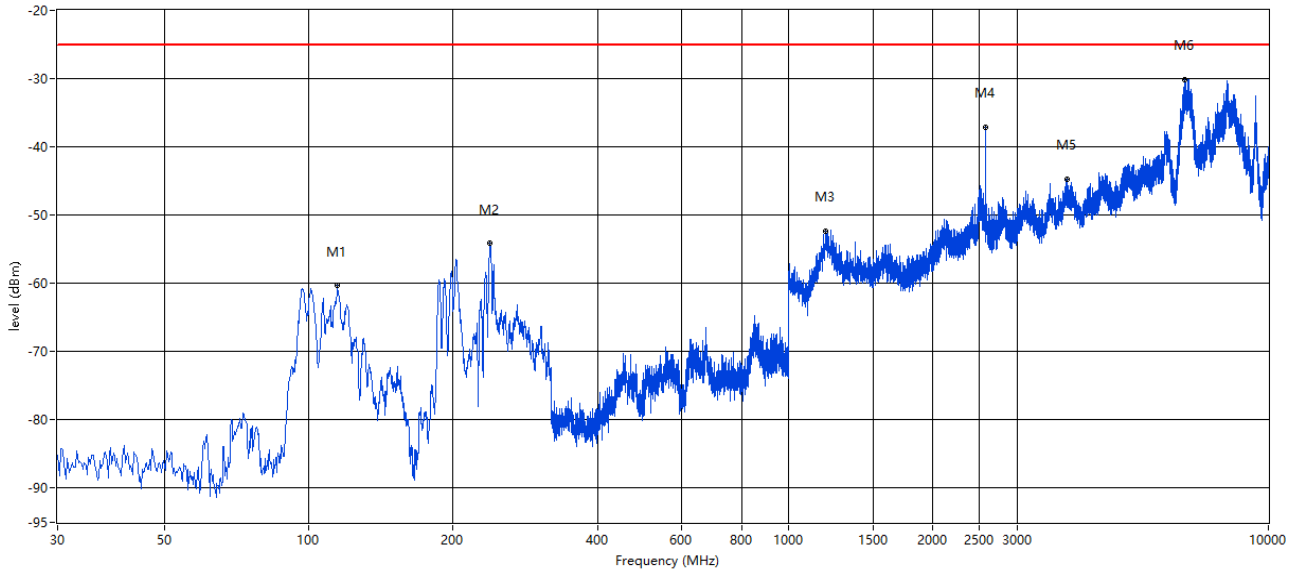


Frequency (MHz)	Result (dBm)	Factor (dB)	PK Limit (dBm)	Margin (dB)	Table (o)	ANT	EUT	Verdict
10537.866	-41.11	18.38	-25.0	16.11	322.00	Vertical	Horizontal	Pass
11121.720	-40.86	19.11	-25.0	15.86	359.00	Vertical	Horizontal	Pass
11881.530	-39.36	19.75	-25.0	14.36	131.00	Vertical	Horizontal	Pass
14004.999	-28.14	32.63	-25.0	3.14	168.00	Vertical	Horizontal	Pass
14696.826	-32.45	28.89	-25.0	7.45	144.00	Vertical	Horizontal	Pass
16638.340	-28.99	28.86	-25.0	3.99	356.00	Vertical	Horizontal	Pass

### 13.3 LTE Band 41 Bandwidth 15MHz, Middle Channel

#### RSE-H 15wid 30MHz-10GHz MID

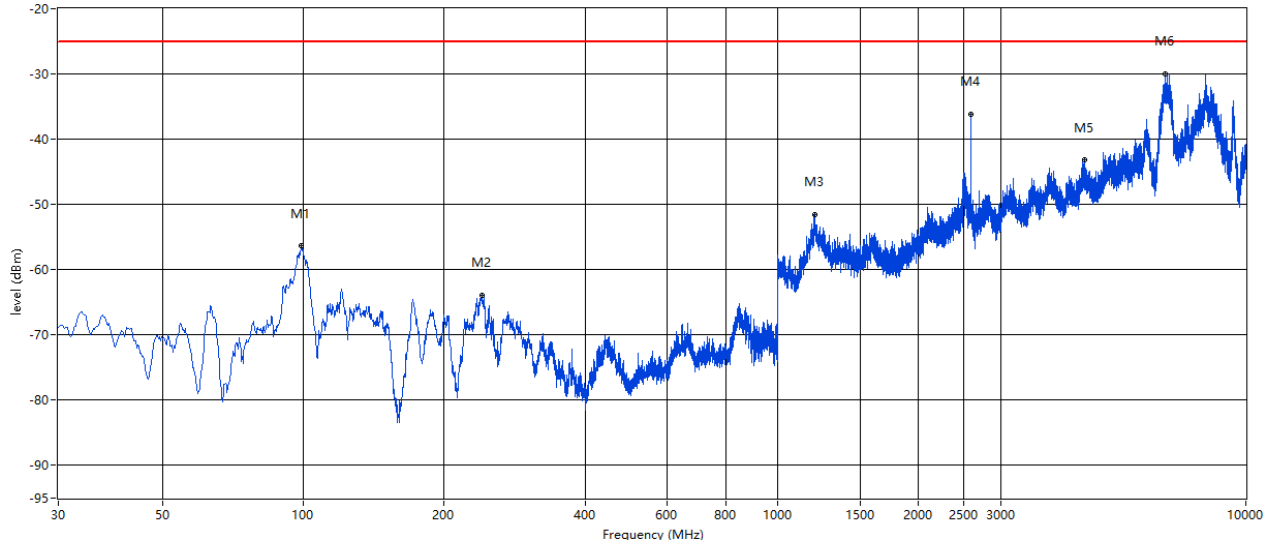
RSE Test case\_CE FCC\_FCC PART22&24&27\_FCC LTE B41



Frequency (MHz)	Result (dBm)	Factor (dB)	PK Limit (dBm)	Margin (dB)	Table (o)	ANT	EUT	Verdict
114.854	-60.27	-11.75	-25.0	35.27	156.00	Horizontal	Horizontal	Pass
238.983	-54.16	-3.98	-25.0	29.16	178.00	Horizontal	Horizontal	Pass
1194.951	-52.37	5.60	-25.0	27.37	176.00	Horizontal	Horizontal	Pass
2592.605	-37.05	9.49	-25.0	12.05	38.00	Horizontal	Horizontal	N.A
3798.550	-44.67	12.18	-25.0	19.67	258.00	Horizontal	Horizontal	Pass
6689.828	-30.20	25.78	-25.0	5.20	289.00	Horizontal	Horizontal	Pass

## RSE-V 15wid 30MHz-10GHz MID

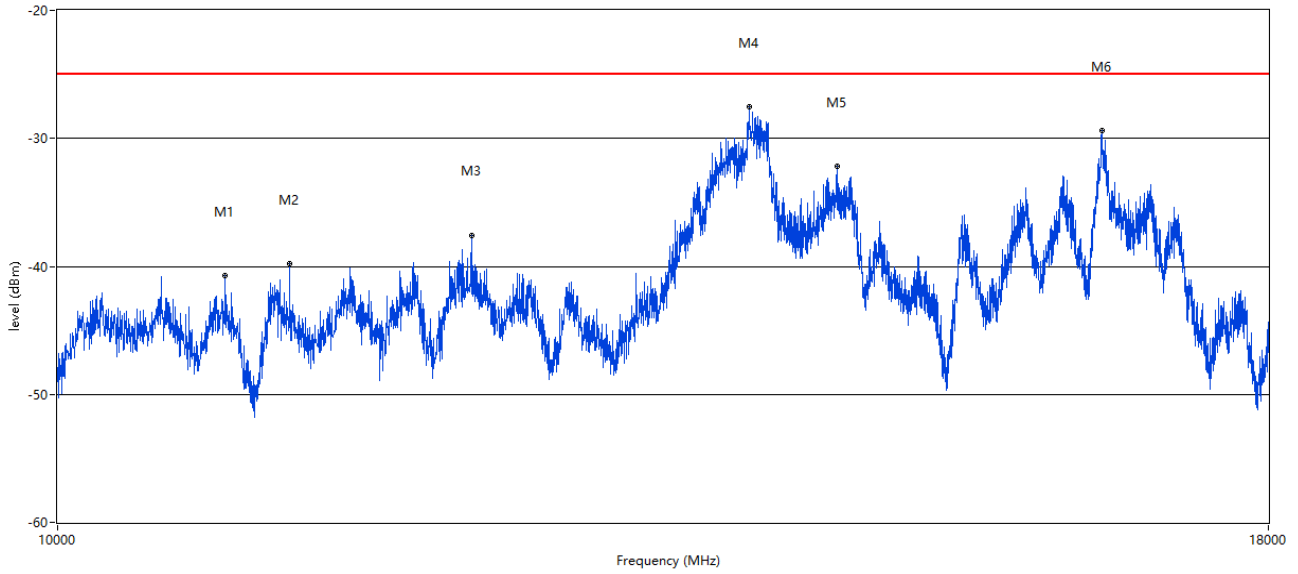
RSE Test case\_CE FCC\_FCC PART22&24&27\_FCC LTE B41



Frequency (MHz)	Result (dBm)	Factor (dB)	PK Limit (dBm)	Margin (dB)	Table (o)	ANT	EUT	Verdict
99.095	-56.34	-13.52	-25.0	31.34	0.00	Vertical	Horizontal	Pass
240.922	-63.87	-4.62	-25.0	38.87	11.00	Vertical	Horizontal	Pass
1199.950	-51.54	5.94	-25.0	26.54	114.00	Vertical	Horizontal	Pass
2592.603	-37.14	9.05	-25.0	12.14	338.00	Vertical	Horizontal	N.A
4517.621	-43.17	13.50	-25.0	18.17	153.00	Vertical	Horizontal	Pass
6740.815	-30.01	26.06	-25.0	5.01	68.00	Vertical	Horizontal	Pass

## RSE-H 15wid 10-18GHz MID

RSE Test case\_CE FCC\_FCC PART22&24&27\_FCC LTE B41 10-18G

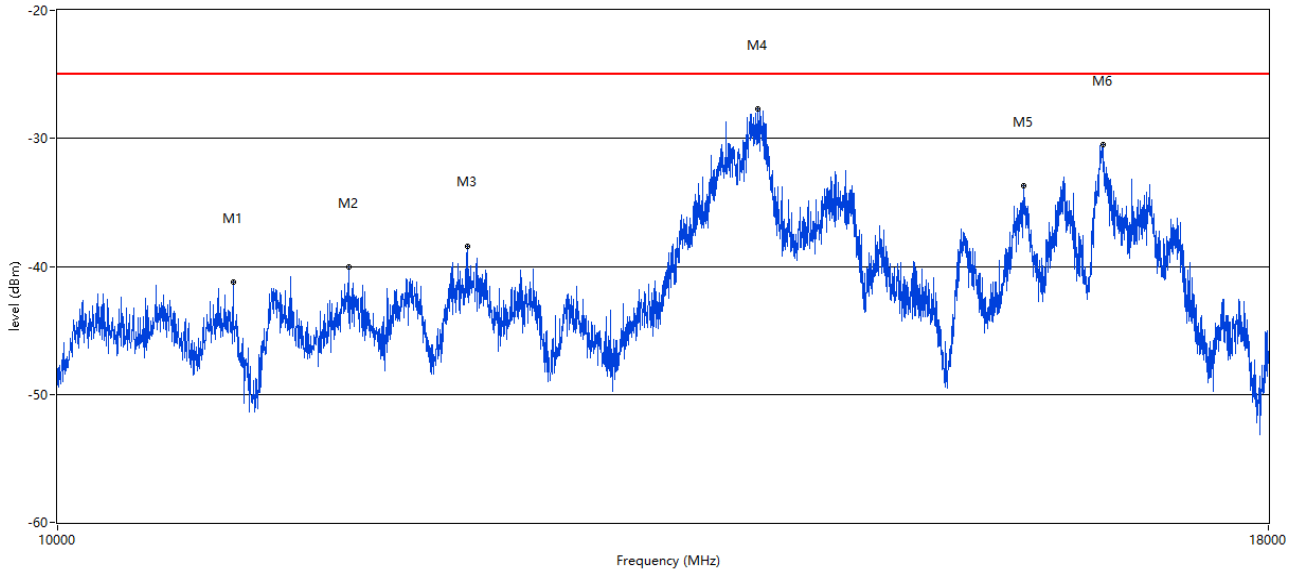


Frequency (MHz)	Result (dBm)	Factor (dB)	PK Limit (dBm)	Margin (dB)	Table (o)	ANT	EUT	Verdict
10845.789	-40.71	18.60	-25.0	15.71	31.00	Horizontal	Horizontal	Pass
11191.702	-39.78	17.91	-25.0	14.78	34.00	Horizontal	Horizontal	Pass
12225.444	-37.55	20.56	-25.0	12.55	60.00	Horizontal	Horizontal	Pass
13991.002	-27.52	32.39	-25.0	2.52	96.00	Horizontal	Horizontal	Pass
14602.849	-32.21	27.71	-25.0	7.21	124.00	Horizontal	Horizontal	Pass
16600.350	-29.41	30.35	-25.0	4.41	91.00	Horizontal	Horizontal	Pass



## RSE-V 15wid 10-18GHz MID

RSE Test case\_CE FCC\_FCC PART22&24&27\_FCC LTE B41 10-18G

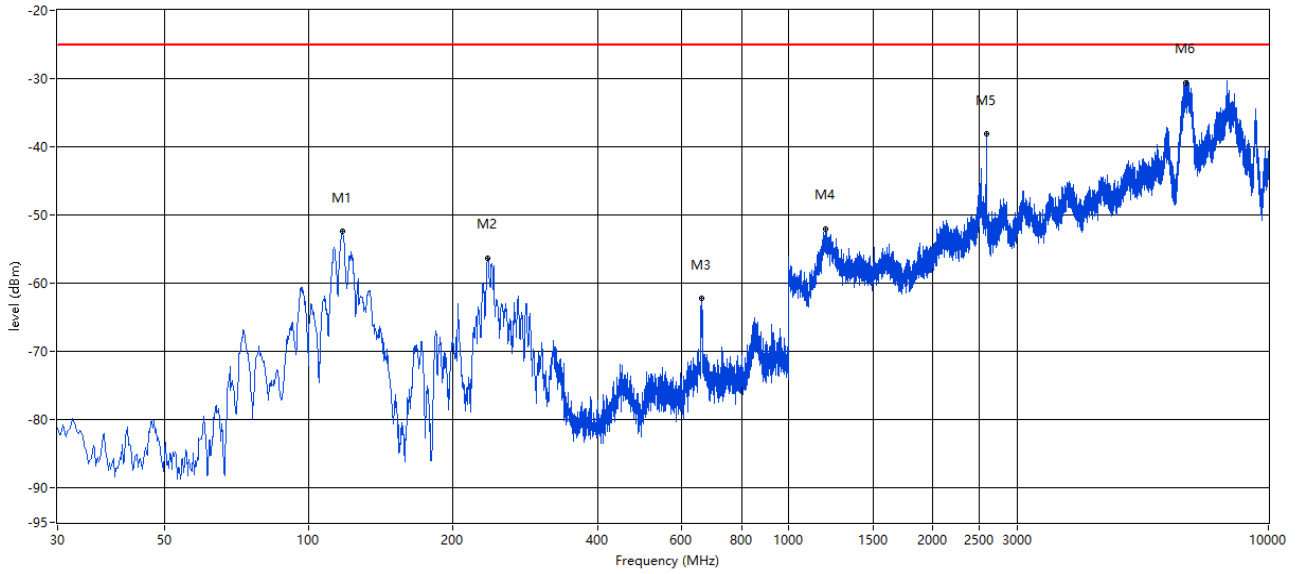


Frequency (MHz)	Result (dBm)	Factor (dB)	PK Limit (dBm)	Margin (dB)	Table (o)	ANT	EUT	Verdict
10891.777	-41.21	17.99	-25.0	16.21	213.00	Vertical	Horizontal	Pass
11521.620	-40.04	19.78	-25.0	15.04	332.00	Vertical	Horizontal	Pass
12203.449	-38.41	20.68	-25.0	13.41	184.00	Vertical	Horizontal	Pass
14050.987	-27.73	32.69	-25.0	2.73	341.00	Vertical	Horizontal	Pass
15980.505	-33.68	24.60	-25.0	8.68	176.00	Vertical	Horizontal	Pass
16610.347	-30.49	29.95	-25.0	5.49	263.00	Vertical	Horizontal	Pass

### 13.4 LTE Band 41 Bandwidth 20MHz, Middle Channel

#### RSE-H 20wid 30MHz-10GHz MID

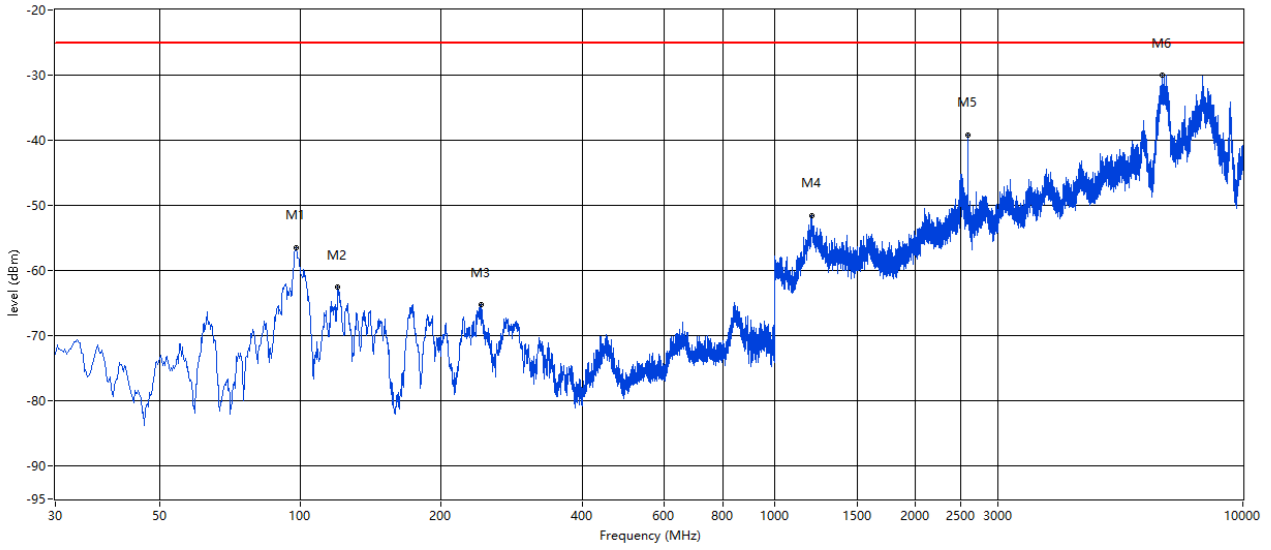
RSE Test case\_CE FCC\_FCC PART22&24&27\_FCC LTE B41



Frequency (MHz)	Result (dBm)	Factor (dB)	PK Limit (dBm)	Margin (dB)	Table (o)	ANT	EUT	Verdict
117.521	-52.31	-12.62	-25.0	27.31	31.00	Horizontal	Horizontal	Pass
236.558	-56.24	-4.94	-25.0	31.24	137.00	Horizontal	Horizontal	Pass
659.373	-62.23	0.27	-25.0	37.23	14.00	Horizontal	Horizontal	Pass
1196.951	-52.06	5.74	-25.0	27.06	145.00	Horizontal	Horizontal	Pass
2581.105	-38.14	9.39	-25.0	13.14	248.00	Horizontal	Horizontal	N.A
6725.819	-30.69	26.10	-25.0	5.69	248.00	Horizontal	Horizontal	Pass

RSE-V 20wid 30MHz-10GHz MID

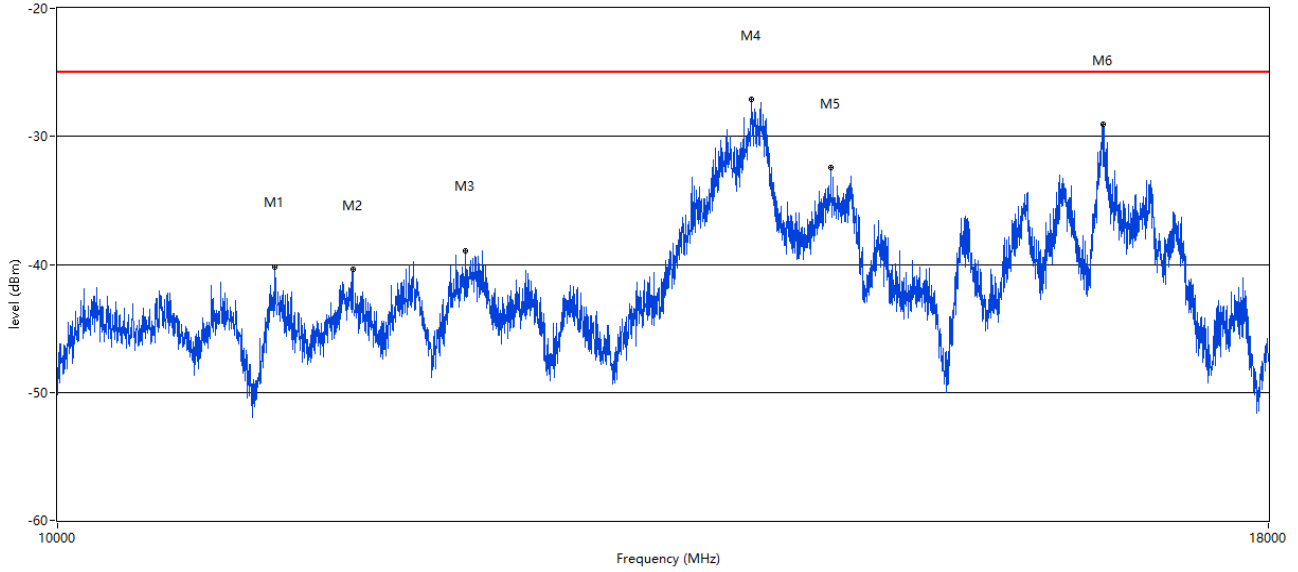
RSE Test case\_CE FCC\_FCC PART22&24&27\_FCC LTE B41



Frequency (MHz)	Result (dBm)	Factor (dB)	PK Limit (dBm)	Margin (dB)	Table (o)	ANT	EUT	Verdict
97.883	-56.44	-13.75	-25.0	31.44	328.00	Vertical	Horizontal	Pass
120.187	-62.49	-14.29	-25.0	37.49	198.00	Vertical	Horizontal	Pass
243.589	-65.21	-5.31	-25.0	40.21	4.00	Vertical	Horizontal	Pass
1199.950	-51.54	5.94	-25.0	26.54	87.00	Vertical	Horizontal	Pass
2590.603	-39.14	9.05	-25.0	14.14	176.00	Vertical	Horizontal	N.A
6740.815	-30.01	26.06	-25.0	5.01	133.00	Vertical	Horizontal	Pass

## RSE-H 20wid 10-18GHz MID

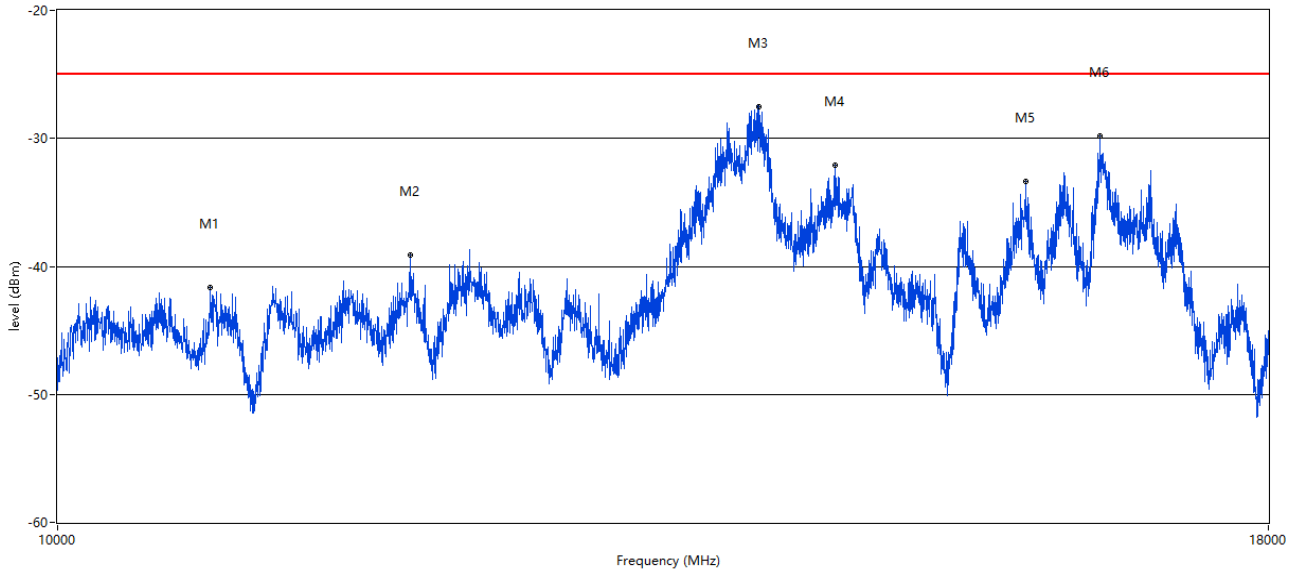
RSE Test case\_CE FCC\_FCC PART22&24&27\_FCC LTE B41 10-18G



Frequency (MHz)	Result (dBm)	Factor (dB)	PK Limit (dBm)	Margin (dB)	Table (o)	ANT	EUT	Verdict
11111.722	-40.18	19.28	-25.0	15.18	344.00	Horizontal	Horizontal	Pass
11543.614	-40.38	19.34	-25.0	15.38	48.00	Horizontal	Horizontal	Pass
12191.452	-38.95	20.60	-25.0	13.95	242.00	Horizontal	Horizontal	Pass
14006.998	-27.08	32.63	-25.0	2.08	315.00	Horizontal	Horizontal	Pass
14554.861	-32.46	27.52	-25.0	7.46	251.00	Horizontal	Horizontal	Pass
16614.346	-29.05	29.80	-25.0	4.05	327.00	Horizontal	Horizontal	Pass

## RSE-V 20wid 10-18GHz MID

RSE Test case\_CE FCC\_FCC PART22&24&27\_FCC LTE B41 10-18G



Frequency (MHz)	Result (dBm)	Factor (dB)	PK Limit (dBm)	Margin (dB)	Table (o)	ANT	EUT	Verdict
10769.808	-41.69	18.08	-25.0	16.69	350.00	Vertical	Horizontal	Pass
11869.533	-39.13	19.62	-25.0	14.13	229.00	Vertical	Horizontal	Pass
14052.987	-27.52	32.70	-25.0	2.52	330.00	Vertical	Horizontal	Pass
14588.853	-32.08	27.63	-25.0	7.08	339.00	Vertical	Horizontal	Pass
15998.500	-33.36	25.11	-25.0	8.36	266.00	Vertical	Horizontal	Pass
16586.353	-29.82	29.07	-25.0	4.82	131.00	Vertical	Horizontal	Pass