

## 11.6 LTE Band 2 Bandwidth 20MHz, Middle Channel

### RSE-H 20wid 30MHz-10GHz MID

RSE Test case\_CE FCC\_FCC PART22&24&27\_FCC PART 24\_1900\_GSM 1900&WCDMA B2&CDMA BC1&LTE B2&25



Frequency (MHz)	Result (dBm)	Factor (dB)	PK Limit (dBm)	Margin (dB)	Table (o)	ANT	EUT	Verdict
239.468	-54.90	-4.58	-13.0	41.90	310.00	Horizontal	Horizontal	Pass
1839.290	-43.17	-0.28	-13.0	30.17	231.00	Horizontal	Horizontal	Pass
1880.782	-47.90	-0.05	-13.0	34.90	182.00	Horizontal	Horizontal	N.A
1959.761	-36.82	0.20	-13.0	23.82	241.00	Horizontal	Horizontal	N.A
3802.799	-43.16	12.31	-13.0	30.16	255.00	Horizontal	Horizontal	Pass
9323.669	-36.77	12.75	-13.0	23.77	334.00	Horizontal	Horizontal	Pass

RSE-H 20wid 10-18GHz MID



Frequency (MHz)	Result (dBm)	Factor (dB)	PK Limit (dBm)	Margin (dB)	Table (o)	ANT	EUT	Verdict
10471.882	-44.82	18.41	-13.0	31.82	113.00	Horizontal	Horizontal	Pass
11541.615	-44.79	19.38	-13.0	31.79	259.00	Horizontal	Horizontal	Pass
12191.452	-43.32	20.60	-13.0	30.32	29.00	Horizontal	Horizontal	Pass
14068.983	-31.56	32.72	-13.0	18.56	298.00	Horizontal	Horizontal	Pass
14586.853	-35.85	27.63	-13.0	22.85	54.00	Horizontal	Horizontal	Pass
16612.347	-33.59	29.88	-13.0	20.59	156.00	Horizontal	Horizontal	Pass

## RSE-V 20wid 30MHz-10GHz MID

RSE Test case\_CE FCC\_FCC PART22&24&27\_FCC PART 24\_1900\_GSM 1900&WCDMA B2&CDMA BC1&LTE B2&25



Frequency (MHz)	Result (dBm)	Factor (dB)	PK Limit (dBm)	Margin (dB)	Table (o)	ANT	EUT	Verdict
33.637	-62.71	-12.65	-13.0	49.71	239.00	Vertical	Horizontal	Pass
201.890	-60.77	-10.93	-13.0	47.77	281.00	Vertical	Horizontal	Pass
240.437	-57.24	-4.49	-13.0	44.24	85.00	Vertical	Horizontal	Pass
1880.290	-50.94	-0.28	-13.0	37.94	11.00	Vertical	Horizontal	N.A
1960.261	-34.43	0.20	-13.0	21.43	35.00	Vertical	Horizontal	N.A
5104.474	-40.56	15.60	-13.0	27.56	257.00	Vertical	Horizontal	Pass

RSE-V 20wid 10-18GHz MID



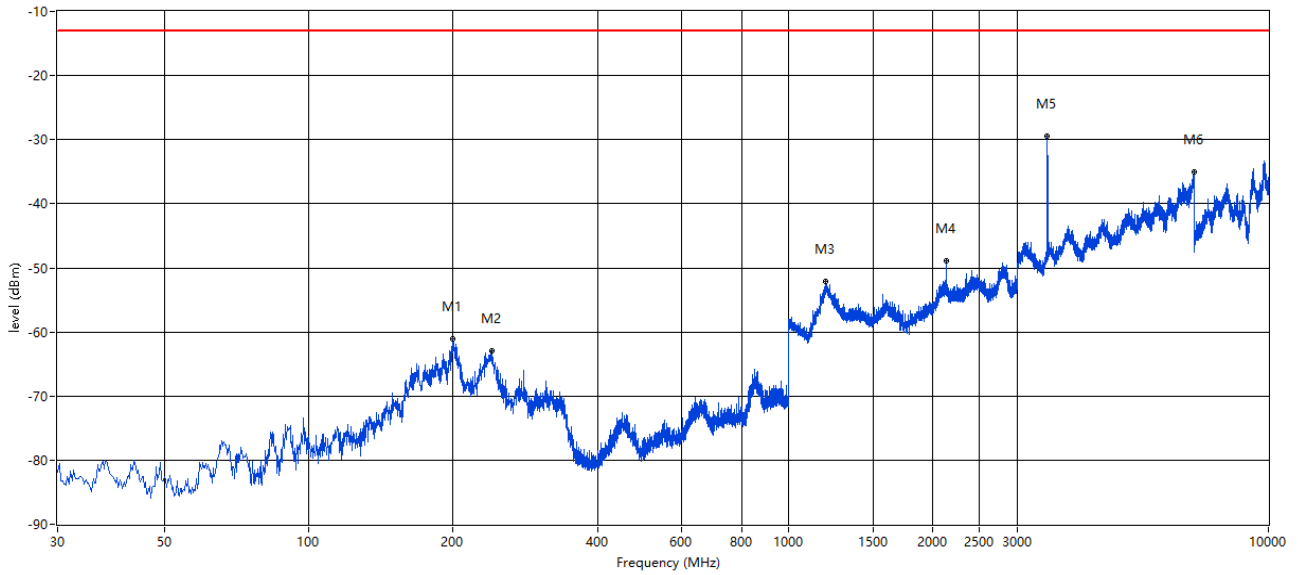
Frequency (MHz)	Result (dBm)	Factor (dB)	PK Limit (dBm)	Margin (dB)	Table (o)	ANT	EUT	Verdict
10469.883	-44.57	18.37	-13.0	31.57	30.00	Vertical	Horizontal	Pass
11499.625	-43.93	20.20	-13.0	30.93	49.00	Vertical	Horizontal	Pass
12175.456	-43.66	20.40	-13.0	30.66	227.00	Vertical	Horizontal	Pass
14050.987	-32.62	32.69	-13.0	19.62	259.00	Vertical	Horizontal	Pass
14642.839	-35.56	28.21	-13.0	22.56	86.00	Vertical	Horizontal	Pass
16598.350	-34.52	30.20	-13.0	21.52	231.00	Vertical	Horizontal	Pass

## 12 LTE Band 4

### 12.1 LTE Band 4 Bandwidth 1.4MHz, Middle Channel

#### RSE-H 1.4wid 30MHz-10GHz MID

RSE Test case\_CE FCC\_FCC PART22&24&27\_FCC PART 27\_1700\_WCDMA B4&LTE B4



Frequency (MHz)	Result (dBm)	Factor (dB)	PK Limit (dBm)	Margin (dB)	Table (o)	ANT	EUT	Verdict
200.192	-61.05	-9.98	-13.0	48.05	228.00	Horizontal	Horizontal	Pass
241.165	-62.91	-4.68	-13.0	49.91	28.00	Horizontal	Horizontal	Pass
1197.451	-52.12	3.84	-13.0	39.12	277.00	Horizontal	Horizontal	Pass
2132.217	-48.90	3.49	-13.0	35.90	144.00	Horizontal	Horizontal	N.A
3463.884	-29.38	9.67	-13.0	16.38	2.00	Horizontal	Horizontal	Pass
6998.000	-34.99	22.46	-13.0	21.99	73.00	Horizontal	Horizontal	Pass

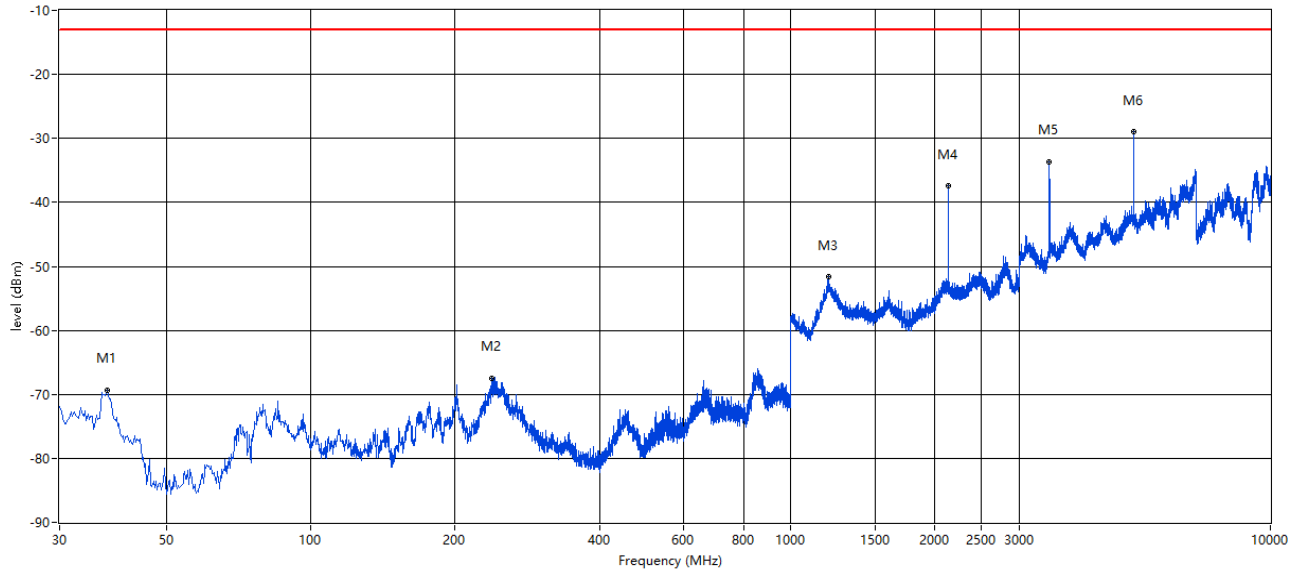
RSE-H 1.4wid 10-18GHz MID



Frequency (MHz)	Result (dBm)	Factor (dB)	PK Limit (dBm)	Margin (dB)	Table (o)	ANT	EUT	Verdict
11107.723	-44.94	19.35	-13.0	31.94	285.00	Horizontal	Horizontal	Pass
12207.448	-43.08	20.66	-13.0	30.08	69.00	Horizontal	Horizontal	Pass
13813.047	-33.35	30.24	-13.0	20.35	203.00	Horizontal	Horizontal	Pass
14564.859	-35.86	27.55	-13.0	22.86	245.00	Horizontal	Horizontal	Pass
15998.500	-38.36	25.11	-13.0	25.36	49.00	Horizontal	Horizontal	Pass
16600.350	-34.79	30.35	-13.0	21.79	6.00	Horizontal	Horizontal	Pass

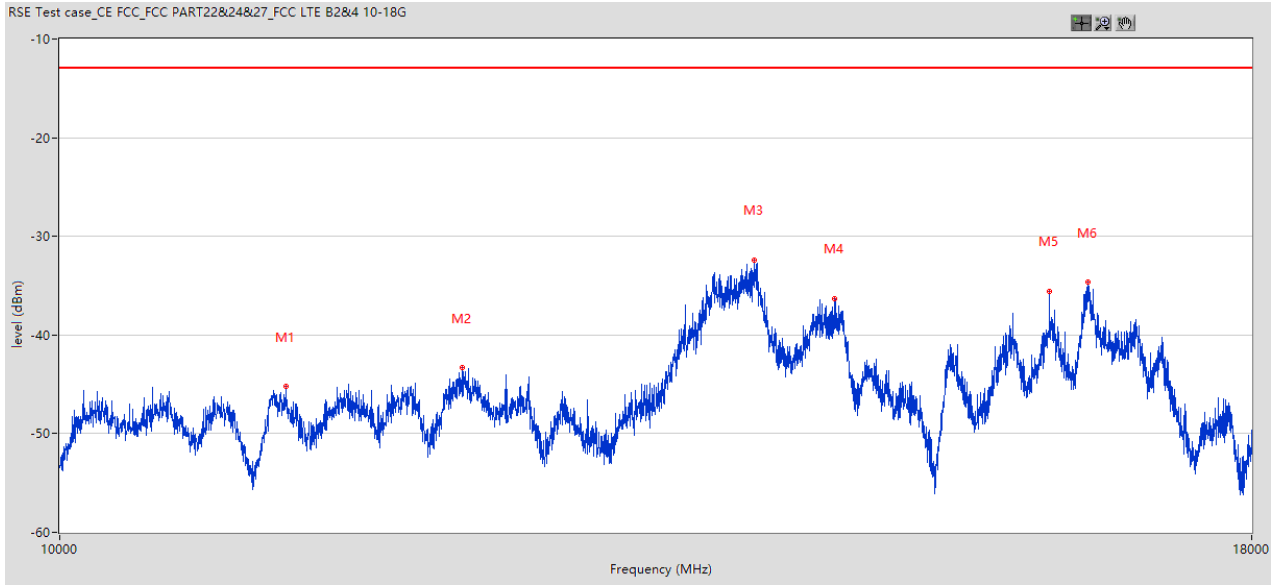
## RSE-V 1.4wid 30MHz-10GHz MID

RSE Test case\_CE FCC\_FCC PART22&24&27\_FCC PART 27\_1700\_WCDMA B4&LTE B4



Frequency (MHz)	Result (dBm)	Factor (dB)	PK Limit (dBm)	Margin (dB)	Table (o)	ANT	EUT	Verdict
37.758	-69.42	-11.94	-13.0	56.42	184.00	Vertical	Horizontal	Pass
238.498	-67.54	-4.97	-13.0	54.54	306.00	Vertical	Horizontal	Pass
1202.449	-51.65	3.93	-13.0	38.65	280.00	Vertical	Horizontal	Pass
2132.217	-37.44	3.49	-13.0	24.44	259.00	Vertical	Horizontal	N.A
3464.884	-33.72	9.76	-13.0	20.72	335.00	Vertical	Horizontal	Pass
5197.451	-28.90	14.55	-13.0	15.90	239.00	Vertical	Horizontal	Pass

RSE-V 1.4wid 10-18GHz MID



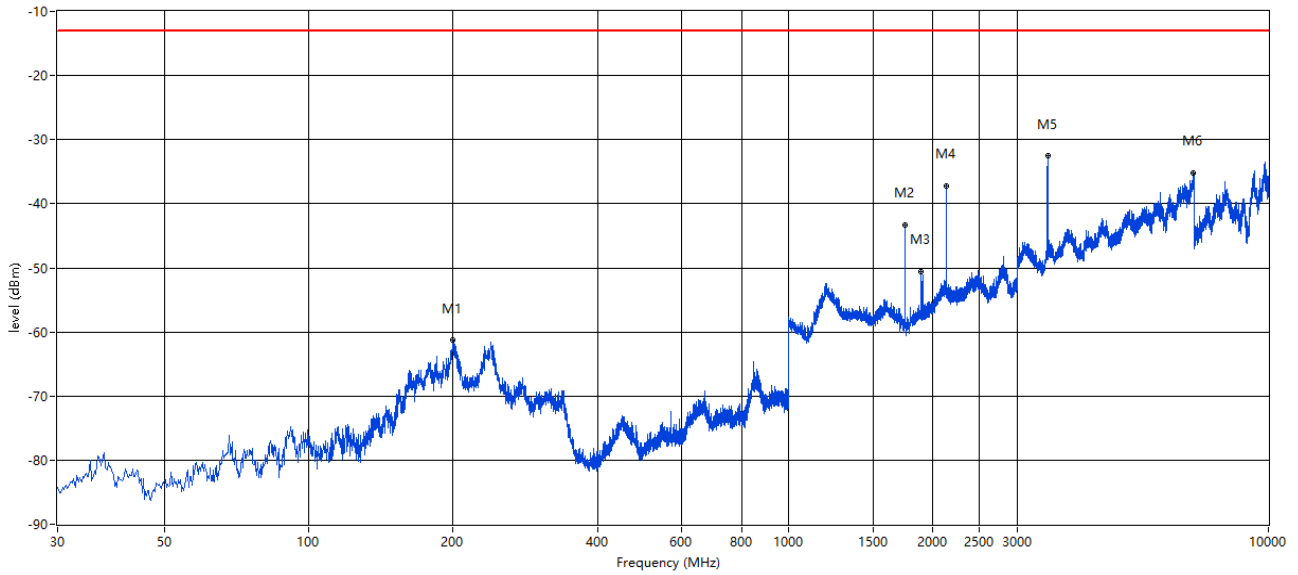
Frequency (MHz)	Result (dBm)	Factor (dB)	PK Limit (dBm)	Margin (dB)	Table (o)	ANT	EUT	Verdict
11177.706	-45.21	18.15	-13.0	32.21	168.00	Vertical	Horizontal	Pass
12193.452	-43.34	20.62	-13.0	30.34	323.00	Vertical	Horizontal	Pass
14080.980	-32.42	32.74	-13.0	19.42	56.00	Vertical	Horizontal	Pass
14650.837	-36.28	28.31	-13.0	23.28	177.00	Vertical	Horizontal	Pass
16290.427	-35.59	26.71	-13.0	22.59	165.00	Vertical	Horizontal	Pass
16602.349	-34.61	30.27	-13.0	21.61	295.00	Vertical	Horizontal	Pass



## 12.2 LTE Band 4 Bandwidth 3MHz, Middle Channel

### RSE-H 3wid 30MHz-10GHz MID

RSE Test case\_CE FCC\_FCC PART22&24&27\_FCC PART 27\_1700\_WCDMA B4&LTE B4



Frequency (MHz)	Result (dBm)	Factor (dB)	PK Limit (dBm)	Margin (dB)	Table (o)	ANT	EUT	Verdict
199.708	-61.23	-10.15	-13.0	48.23	178.00	Horizontal	Horizontal	Pass
1732.813	-43.34	-0.99	-13.0	30.34	133.00	Horizontal	Horizontal	N.A
1890.277	-50.66	-0.76	-13.0	37.66	203.00	Horizontal	Horizontal	Pass
2132.717	-37.30	3.49	-13.0	24.30	321.00	Horizontal	Horizontal	N.A
3466.883	-32.55	9.91	-13.0	19.55	194.00	Horizontal	Horizontal	Pass
6969.008	-35.25	21.24	-13.0	22.25	195.00	Horizontal	Horizontal	Pass

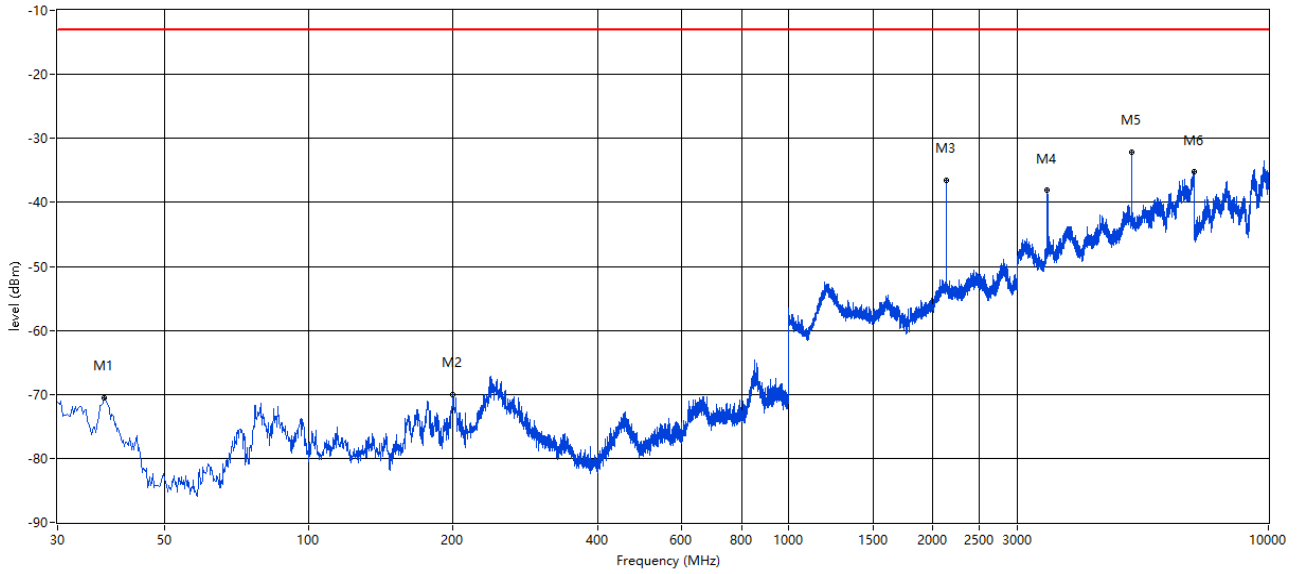
### RSE-H 3wid 10-18GHz MID



Frequency (MHz)	Result (dBm)	Factor (dB)	PK Limit (dBm)	Margin (dB)	Table (o)	ANT	EUT	Verdict
11483.629	-43.94	19.78	-13.0	30.94	7.00	Horizontal	Horizontal	Pass
12249.438	-43.32	20.42	-13.0	30.32	255.00	Horizontal	Horizontal	Pass
14038.990	-32.08	32.68	-13.0	19.08	89.00	Horizontal	Horizontal	Pass
14672.832	-36.81	28.59	-13.0	23.81	248.00	Horizontal	Horizontal	Pass
15936.516	-39.20	23.35	-13.0	26.20	343.00	Horizontal	Horizontal	Pass
16614.346	-34.38	29.80	-13.0	21.38	147.00	Horizontal	Horizontal	Pass

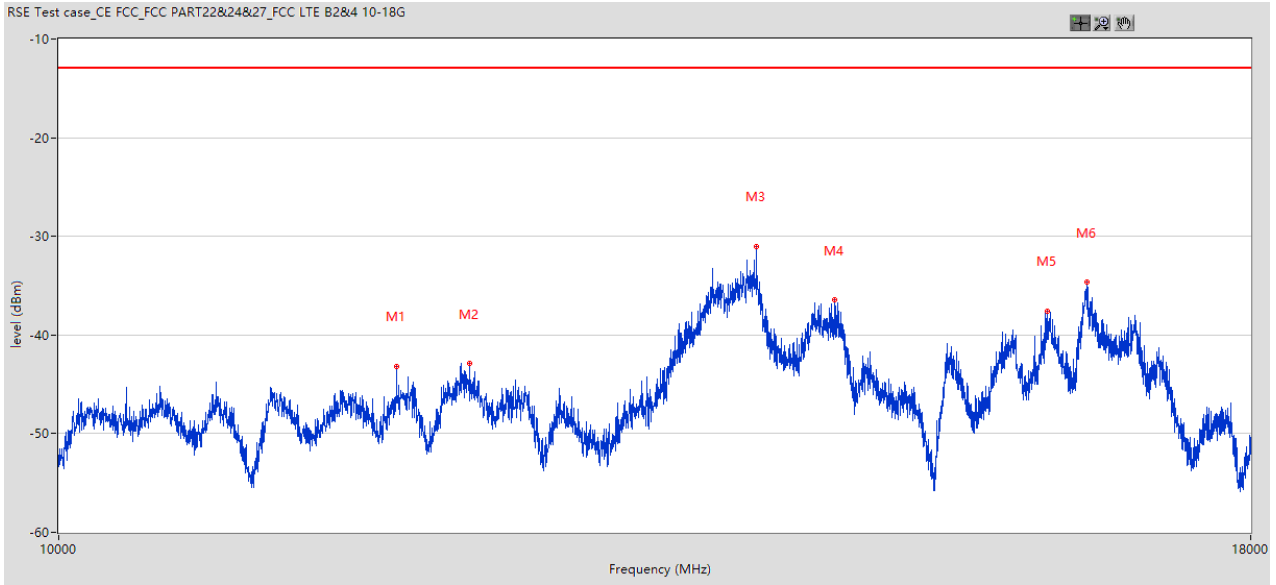
## RSE-V 3wid 30MHz-10GHz MID

RSE Test case\_CE FCC\_FCC PART22&24&27\_FCC PART 27\_1700\_WCDMA B4&LTE B4



Frequency (MHz)	Result (dBm)	Factor (dB)	PK Limit (dBm)	Margin (dB)	Table (o)	ANT	EUT	Verdict
37.516	-70.63	-11.97	-13.0	57.63	226.60	Vertical	Horizontal	Pass
240.195	-67.23	-4.43	-13.0	54.23	256.50	Vertical	Horizontal	Pass
2132.217	-36.59	3.49	-13.0	23.59	293.10	Vertical	Horizontal	N.A
3464.884	-38.03	9.76	-13.0	25.03	75.30	Vertical	Horizontal	Pass
5196.451	-32.21	14.52	-13.0	19.21	290.00	Vertical	Horizontal	Pass
7000.000	-35.26	22.57	-13.0	22.26	199.80	Vertical	Horizontal	Pass

RSE-V 3wid 10-18GHz MID

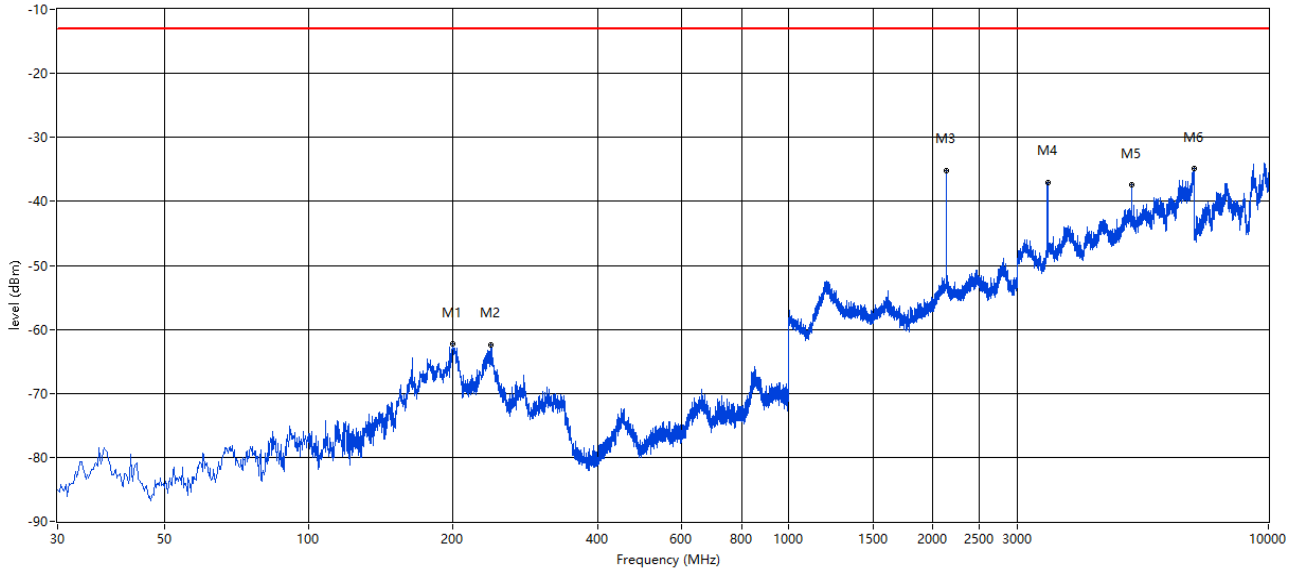


Frequency (MHz)	Result (dBm)	Factor (dB)	PK Limit (dBm)	Margin (dB)	Table (o)	ANT	EUT	Verdict
11813.547	-43.14	19.00	-13.0	30.14	59.00	Vertical	Horizontal	Pass
12245.439	-42.85	20.45	-13.0	29.85	121.00	Vertical	Horizontal	Pass
14104.974	-30.99	32.42	-13.0	17.99	45.00	Vertical	Horizontal	Pass
14662.834	-36.44	28.46	-13.0	23.44	151.00	Vertical	Horizontal	Pass
16286.428	-37.57	26.53	-13.0	24.57	47.00	Vertical	Horizontal	Pass
16604.349	-34.68	30.19	-13.0	21.68	238.00	Vertical	Horizontal	Pass

### 12.3 LTE Band 4 Bandwidth 5MHz, Middle Channel

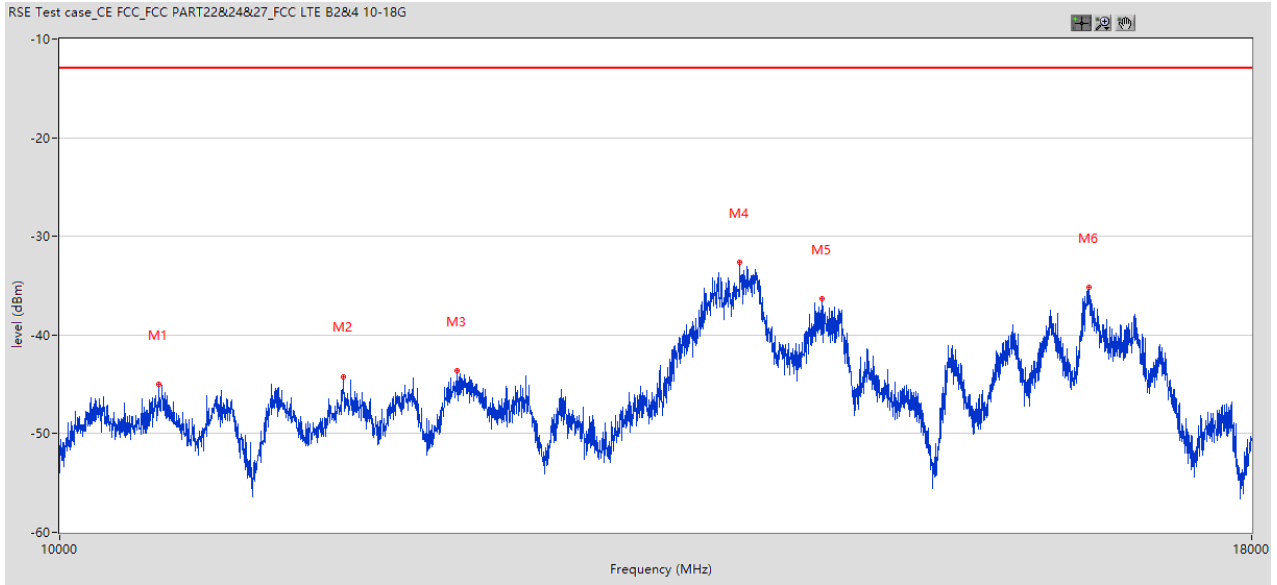
#### RSE-H 5wid 30MHz-10GHz MID

RSE Test case\_CE FCC\_FCC PART22&24&27\_FCC PART 27\_1700\_WCDMA B4&LTE B4



Frequency (MHz)	Result (dBm)	Factor (dB)	PK Limit (dBm)	Margin (dB)	Table (o)	ANT	EUT	Verdict
199.223	-62.30	-10.60	-13.0	49.30	32.00	Horizontal	Horizontal	Pass
239.953	-62.44	-4.40	-13.0	49.44	114.00	Horizontal	Horizontal	Pass
2131.217	-35.21	3.50	-13.0	22.21	243.00	Horizontal	Horizontal	N.A
3466.883	-37.00	9.91	-13.0	24.00	299.00	Horizontal	Horizontal	Pass
5197.451	-37.32	14.55	-13.0	24.32	169.00	Horizontal	Horizontal	Pass
6998.000	-34.94	22.46	-13.0	21.94	108.00	Horizontal	Horizontal	Pass

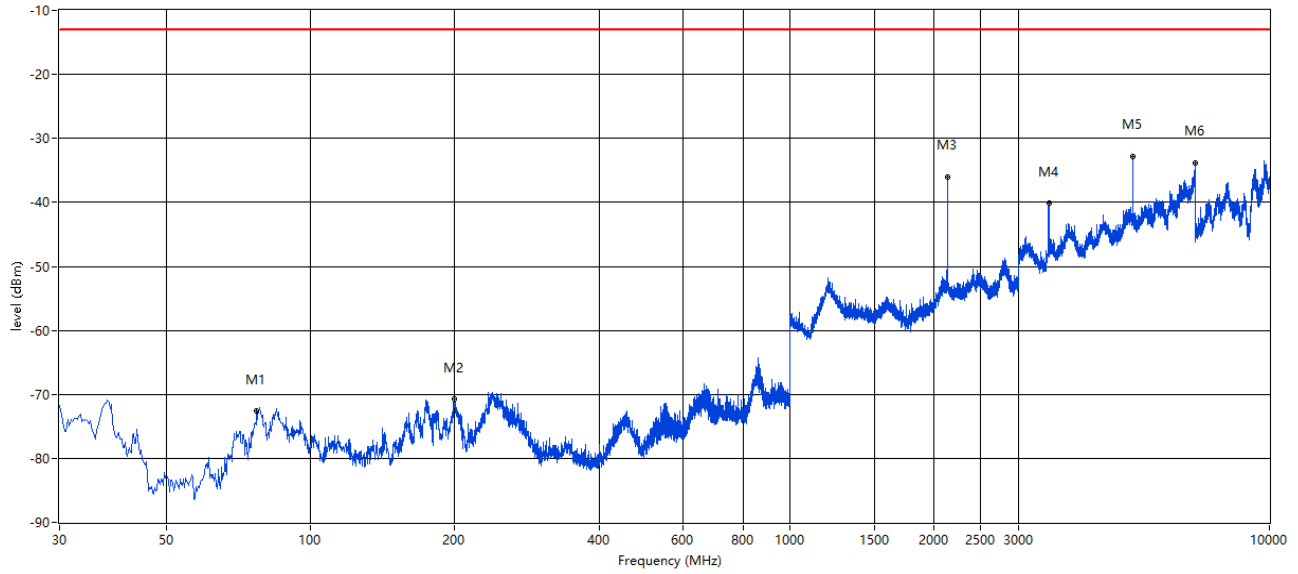
RSE-H 5wid 10-18GHz MID



Frequency (MHz)	Result (dBm)	Factor (dB)	PK Limit (dBm)	Margin (dB)	Table (o)	ANT	EUT	Verdict
10501.875	-44.97	18.89	-13.0	31.97	167.00	Horizontal	Horizontal	Pass
11503.624	-44.21	20.14	-13.0	31.21	165.00	Horizontal	Horizontal	Pass
12165.459	-43.66	20.27	-13.0	30.66	324.00	Horizontal	Horizontal	Pass
13985.004	-32.60	32.24	-13.0	19.60	305.00	Horizontal	Horizontal	Pass
14562.859	-36.31	27.55	-13.0	23.31	115.00	Horizontal	Horizontal	Pass
16612.347	-35.18	29.88	-13.0	22.18	350.00	Horizontal	Horizontal	Pass

## RSE-V 5wid 30MHz-10GHz MID

RSE Test case\_CE FCC\_FCC PART22&24&27\_FCC PART 27\_1700\_WCDMA B4&LTE B4



Frequency (MHz)	Result (dBm)	Factor (dB)	PK Limit (dBm)	Margin (dB)	Table (o)	ANT	EUT	Verdict
78.488	-72.01	-21.04	-13.0	59.01	122.00	Vertical	Horizontal	Pass
239.953	-69.72	-4.40	-13.0	56.72	142.00	Vertical	Horizontal	Pass
2132.717	-36.10	3.48	-13.0	23.10	196.00	Vertical	Horizontal	N.A
3467.883	-40.14	9.92	-13.0	27.14	177.00	Vertical	Horizontal	Pass
5196.451	-32.91	14.52	-13.0	19.91	217.00	Vertical	Horizontal	Pass
6997.001	-33.76	22.36	-13.0	20.76	232.00	Vertical	Horizontal	Pass

RSE-V 5wid 10-18GHz MID



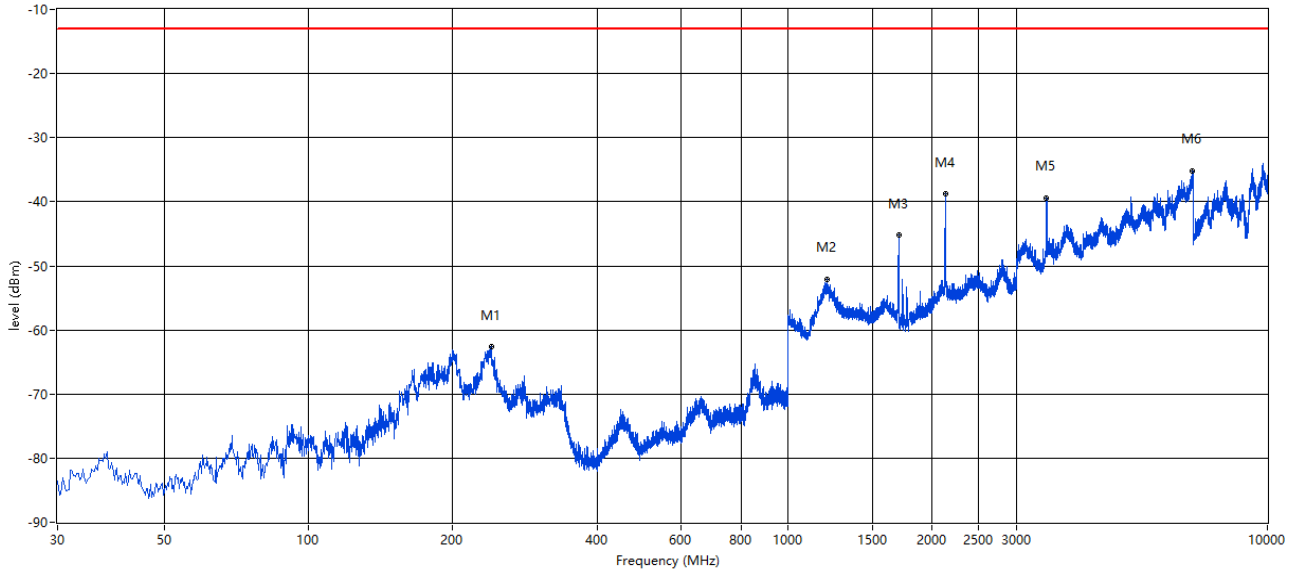
Frequency (MHz)	Result (dBm)	Factor (dB)	PK Limit (dBm)	Margin (dB)	Table (o)	ANT	EUT	Verdict
11833.542	-43.66	19.22	-13.0	30.66	91.00	Vertical	Horizontal	Pass
12271.432	-43.09	20.30	-13.0	30.09	264.00	Vertical	Horizontal	Pass
14090.977	-32.65	32.75	-13.0	19.65	67.00	Vertical	Horizontal	Pass
14650.837	-35.48	28.31	-13.0	22.48	216.00	Vertical	Horizontal	Pass
16002.499	-38.73	25.02	-13.0	25.73	42.00	Vertical	Horizontal	Pass
16606.348	-33.59	30.11	-13.0	20.59	217.00	Vertical	Horizontal	Pass



## 12.4 LTE Band 4 Bandwidth 10MHz, Middle Channel

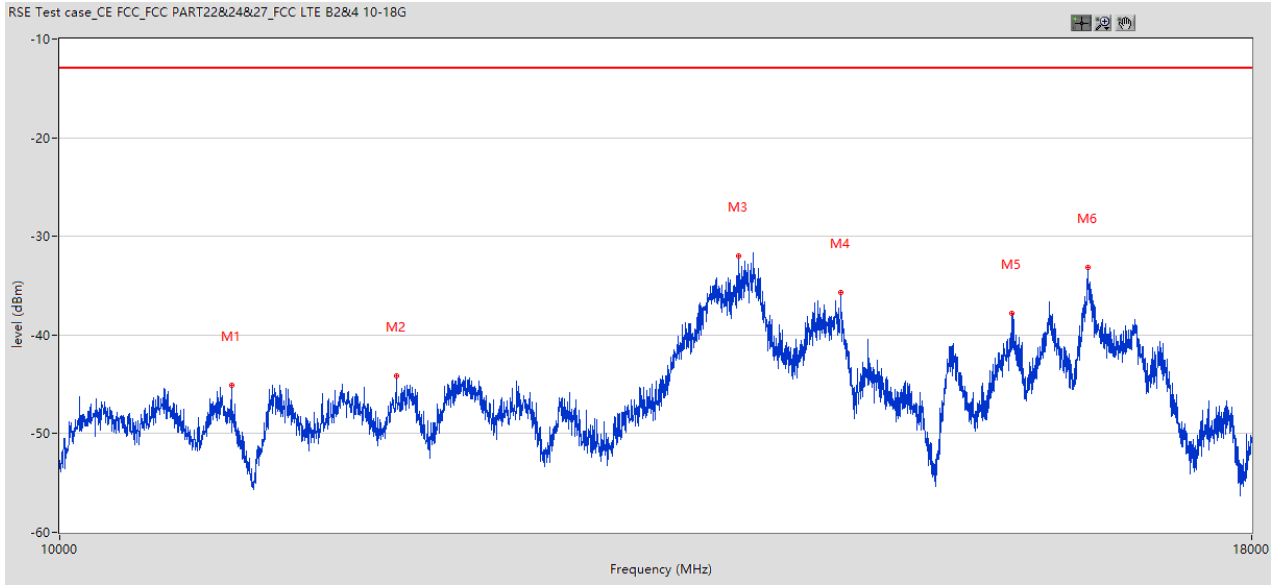
### RSE-H 10wid 30MHz-10GHz MID

RSE Test case\_CE FCC\_FCC PART22&24&27\_FCC PART 27\_1700\_WCDMA B4&LTE B4



Frequency (MHz)	Result (dBm)	Factor (dB)	PK Limit (dBm)	Margin (dB)	Table (o)	ANT	EUT	Verdict
240.437	-62.65	-4.49	-13.0	49.65	249.00	Horizontal	Horizontal	Pass
1208.948	-52.12	3.68	-13.0	39.12	338.00	Horizontal	Horizontal	Pass
1732.824	-45.13	-0.86	-13.0	32.13	346.00	Horizontal	Horizontal	N.A
2132.718	-38.83	3.50	-13.0	25.83	95.00	Horizontal	Horizontal	N.A
3463.884	-39.41	9.67	-13.0	26.41	6.00	Horizontal	Horizontal	Pass
6972.007	-35.18	21.38	-13.0	22.18	286.00	Horizontal	Horizontal	Pass

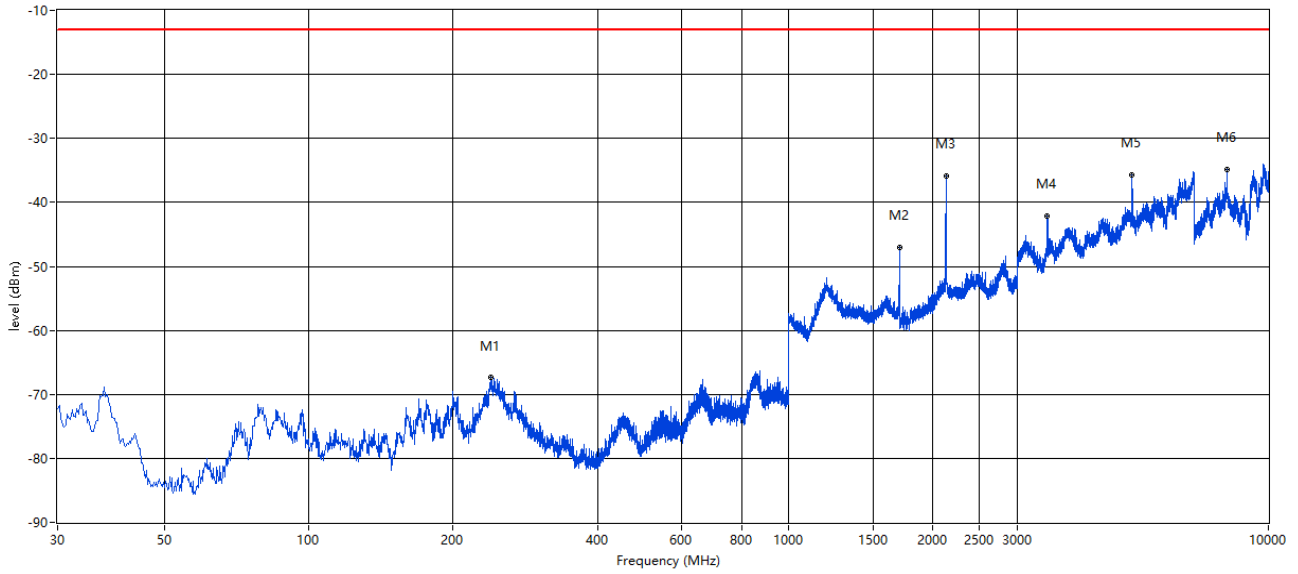
RSE-H 10wid 10-18GHz MID



Frequency (MHz)	Result (dBm)	Factor (dB)	PK Limit (dBm)	Margin (dB)	Table (o)	ANT	EUT	Verdict
10883.779	-45.08	18.09	-13.0	32.08	239.00	Horizontal	Horizontal	Pass
11805.549	-44.10	18.91	-13.0	31.10	123.00	Horizontal	Horizontal	Pass
13979.005	-32.01	32.09	-13.0	19.01	36.00	Horizontal	Horizontal	Pass
14700.825	-35.72	28.86	-13.0	22.72	191.00	Horizontal	Horizontal	Pass
15990.502	-37.81	24.88	-13.0	24.81	132.00	Horizontal	Horizontal	Pass
16606.348	-33.11	30.11	-13.0	20.11	9.00	Horizontal	Horizontal	Pass

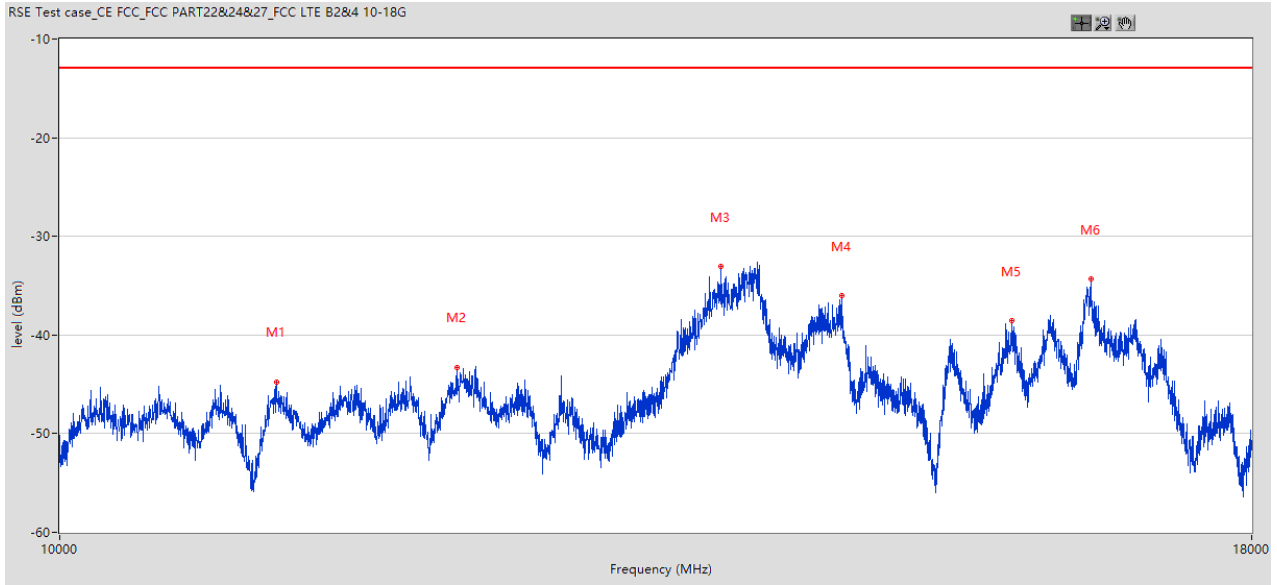
## RSE-V 10wid 30MHz-10GHz MID

RSE Test case\_CE FCC\_FCC PART22&24&27\_FCC PART 27\_1700\_WCDMA B4&LTE B4



Frequency (MHz)	Result (dBm)	Factor (dB)	PK Limit (dBm)	Margin (dB)	Table (o)	ANT	EUT	Verdict
240.195	-67.42	-4.43	-13.0	54.42	221.00	Vertical	Horizontal	Pass
1732.824	-47.05	-0.86	-13.0	34.05	40.00	Vertical	Horizontal	N.A
2131.718	-35.87	3.50	-13.0	22.87	181.00	Vertical	Horizontal	N.A
3462.884	-42.14	9.59	-13.0	29.14	126.00	Vertical	Horizontal	Pass
5197.451	-35.72	14.55	-13.0	22.72	306.00	Vertical	Horizontal	Pass
8190.452	-34.83	11.77	-13.0	21.83	208.00	Vertical	Horizontal	Pass

RSE-V 10wid 10-18GHz MID

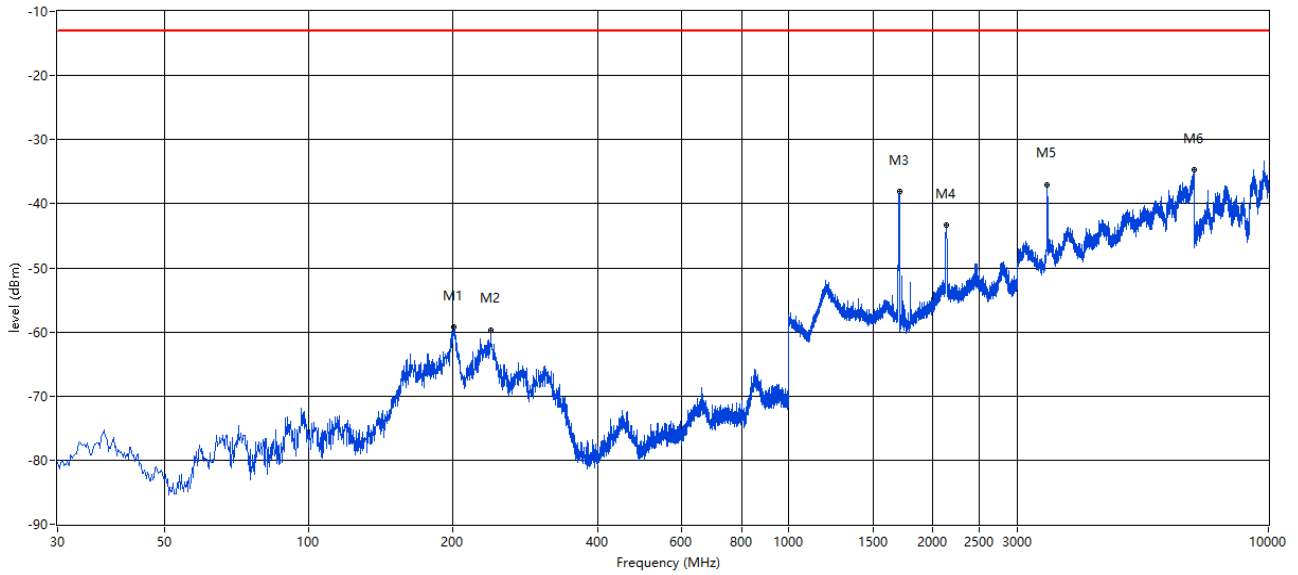


Frequency (MHz)	Result (dBm)	Factor (dB)	PK Limit (dBm)	Margin (dB)	Table (o)	ANT	EUT	Verdict
11129.718	-44.81	18.97	-13.0	31.81	202.00	Vertical	Horizontal	Pass
12167.458	-43.30	20.30	-13.0	30.30	243.00	Vertical	Horizontal	Pass
13857.036	-33.00	30.17	-13.0	20.00	133.00	Vertical	Horizontal	Pass
14708.823	-35.99	28.17	-13.0	22.99	86.00	Vertical	Horizontal	Pass
15994.501	-38.59	24.99	-13.0	25.59	340.00	Vertical	Horizontal	Pass
16628.343	-34.36	29.25	-13.0	21.36	18.00	Vertical	Horizontal	Pass

## 12.6 LTE Band 4 Bandwidth 15MHz, Middle Channel

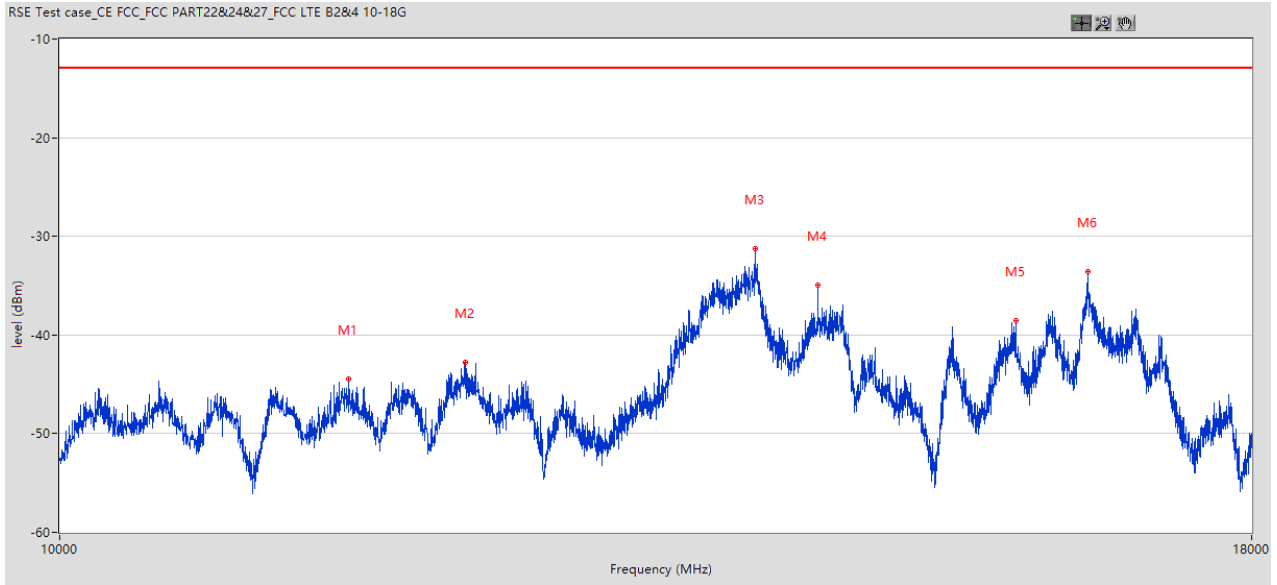
### RSE-H 15wid 30MHz-10GHz MID

RSE Test case\_CE FCC\_FCC PART22&24&27\_FCC PART 27\_1700\_WCDMA B4&LTE B4



Frequency (MHz)	Result (dBm)	Factor (dB)	PK Limit (dBm)	Margin (dB)	Table (o)	ANT	EUT	Verdict
201.162	-59.17	-10.51	-13.0	46.17	52.00	Horizontal	Horizontal	Pass
239.468	-59.77	-4.59	-13.0	46.77	338.00	Horizontal	Horizontal	Pass
1731.325	-38.01	-0.85	-13.0	25.01	335.00	Horizontal	Horizontal	N.A
2131.717	-43.37	3.49	-13.0	30.37	348.00	Horizontal	Horizontal	N.A
3464.884	-37.11	9.76	-13.0	24.11	220.00	Horizontal	Horizontal	Pass
7000.000	-34.72	22.57	-13.0	21.72	41.00	Horizontal	Horizontal	Pass

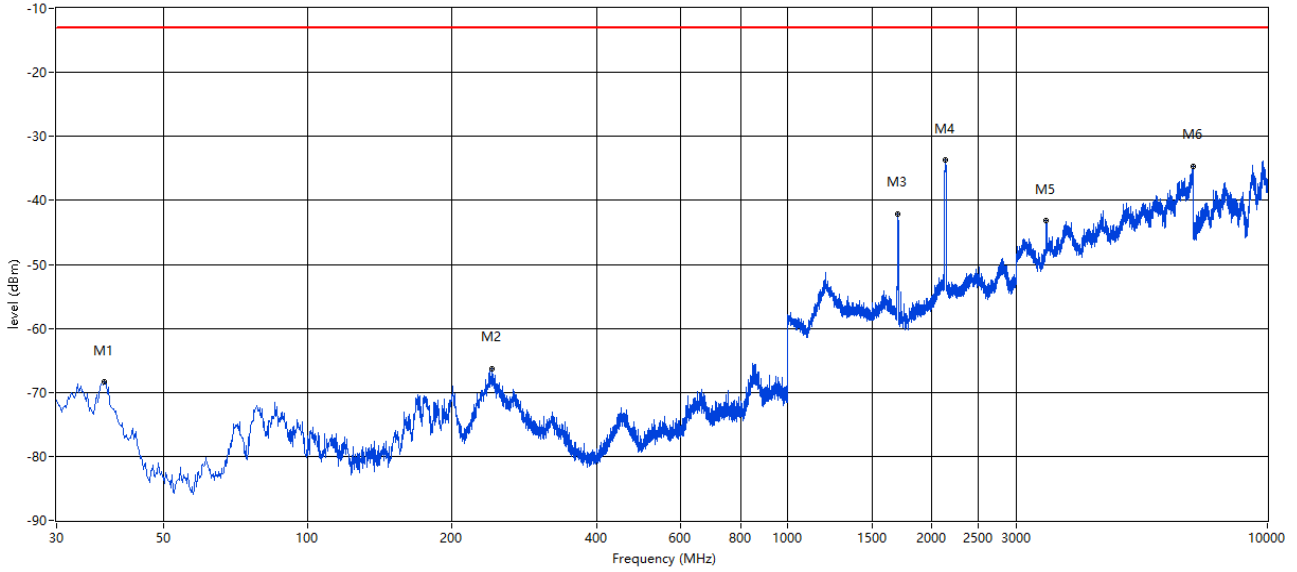
RSE-H 15wid 10-18GHz MID



Frequency (MHz)	Result (dBm)	Factor (dB)	PK Limit (dBm)	Margin (dB)	Table (o)	ANT	EUT	Verdict
11531.617	-44.48	19.58	-13.0	31.48	348.00	Horizontal	Horizontal	Pass
12213.447	-42.77	20.63	-13.0	29.77	234.00	Horizontal	Horizontal	Pass
14088.978	-31.30	32.75	-13.0	18.30	233.00	Horizontal	Horizontal	Pass
14532.867	-34.90	27.45	-13.0	21.90	146.00	Horizontal	Horizontal	Pass
16024.494	-38.55	23.84	-13.0	25.55	331.00	Horizontal	Horizontal	Pass
16600.350	-33.58	30.35	-13.0	20.58	320.00	Horizontal	Horizontal	Pass

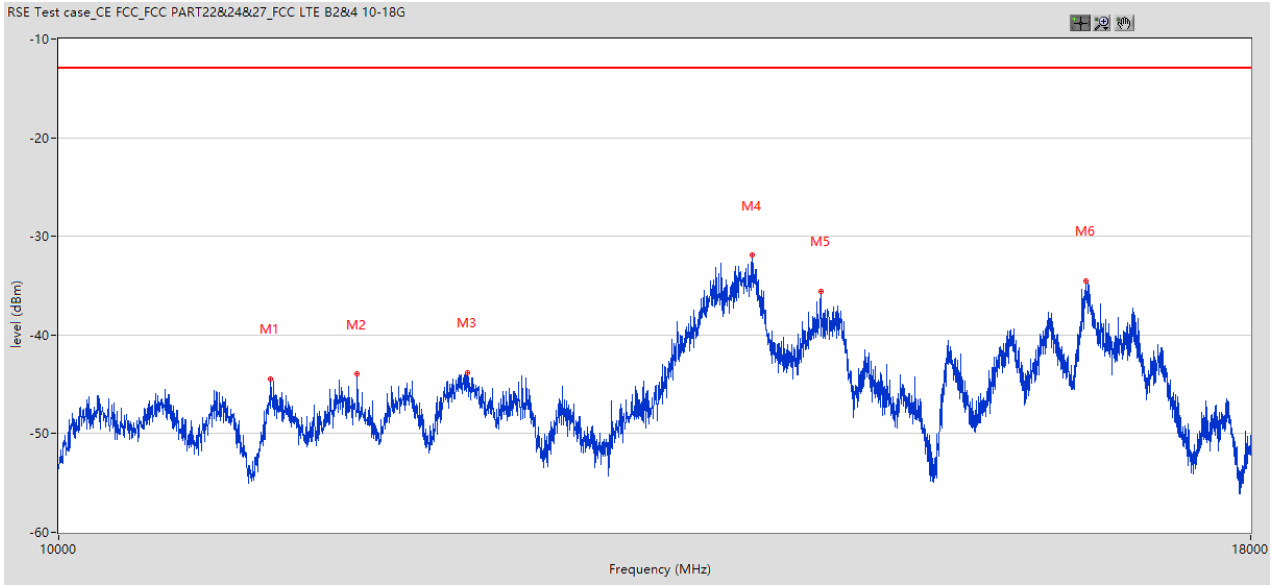
RSE-V 15wid 30MHz-10GHz MID

RSE Test case\_CE FCC\_FCC PART22&24&27\_FCC PART 27\_1700\_WCDMA B4&LTE B4



Frequency (MHz)	Result (dBm)	Factor (dB)	PK Limit (dBm)	Margin (dB)	Table (o)	ANT	EUT	Verdict
37.758	-68.33	-11.94	-13.0	55.33	173.00	Vertical	Horizontal	Pass
242.134	-66.37	-4.93	-13.0	53.37	198.00	Vertical	Horizontal	Pass
1732.825	-42.12	-0.85	-13.0	29.12	345.00	Vertical	Horizontal	N.A
2133.717	-33.61	3.48	-13.0	20.61	268.00	Vertical	Horizontal	N.A
3464.884	-43.11	9.76	-13.0	30.11	300.00	Vertical	Horizontal	Pass
6998.000	-34.66	22.46	-13.0	21.66	58.00	Vertical	Horizontal	Pass

RSE-V 15wid 10-18GHz MID



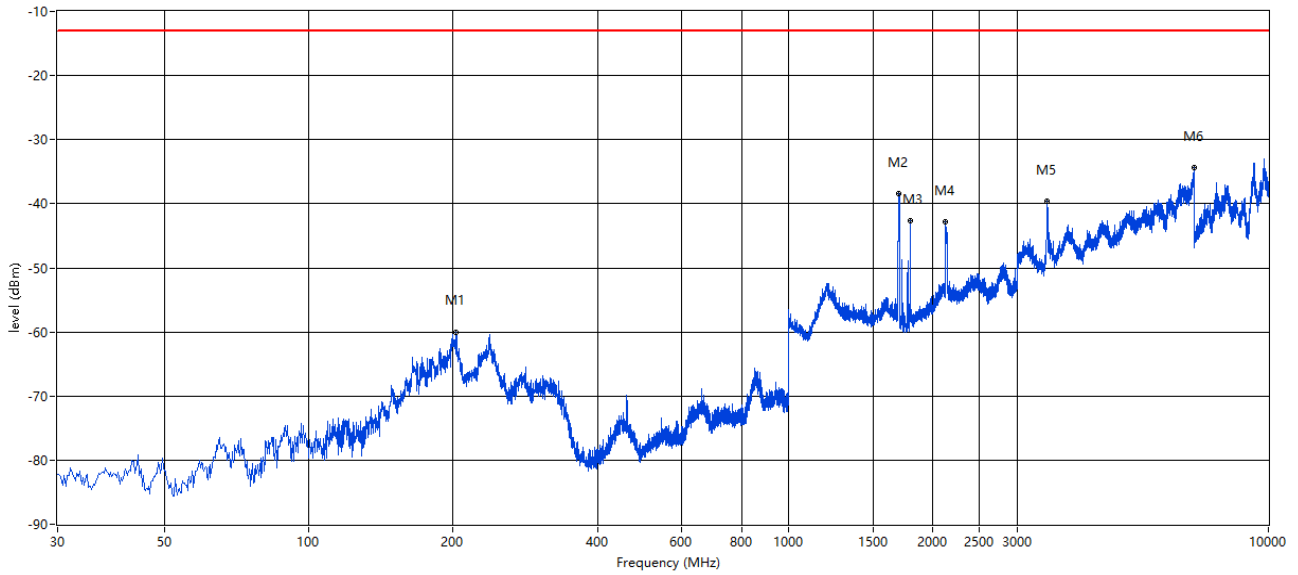
Frequency (MHz)	Result (dBm)	Factor (dB)	PK Limit (dBm)	Margin (dB)	Table (o)	ANT	EUT	Verdict
11101.725	-44.50	19.45	-13.0	31.50	219.00	Vertical	Horizontal	Pass
11585.604	-43.95	18.51	-13.0	30.95	121.00	Vertical	Horizontal	Pass
12235.441	-43.82	20.50	-13.0	30.82	173.00	Vertical	Horizontal	Pass
14074.981	-31.85	32.73	-13.0	18.85	313.00	Vertical	Horizontal	Pass
14560.860	-35.55	27.54	-13.0	22.55	98.00	Vertical	Horizontal	Pass
16596.351	-34.54	30.02	-13.0	21.54	105.00	Vertical	Horizontal	Pass



## 12.7 LTE Band 4 Bandwidth 20MHz, Middle Channel

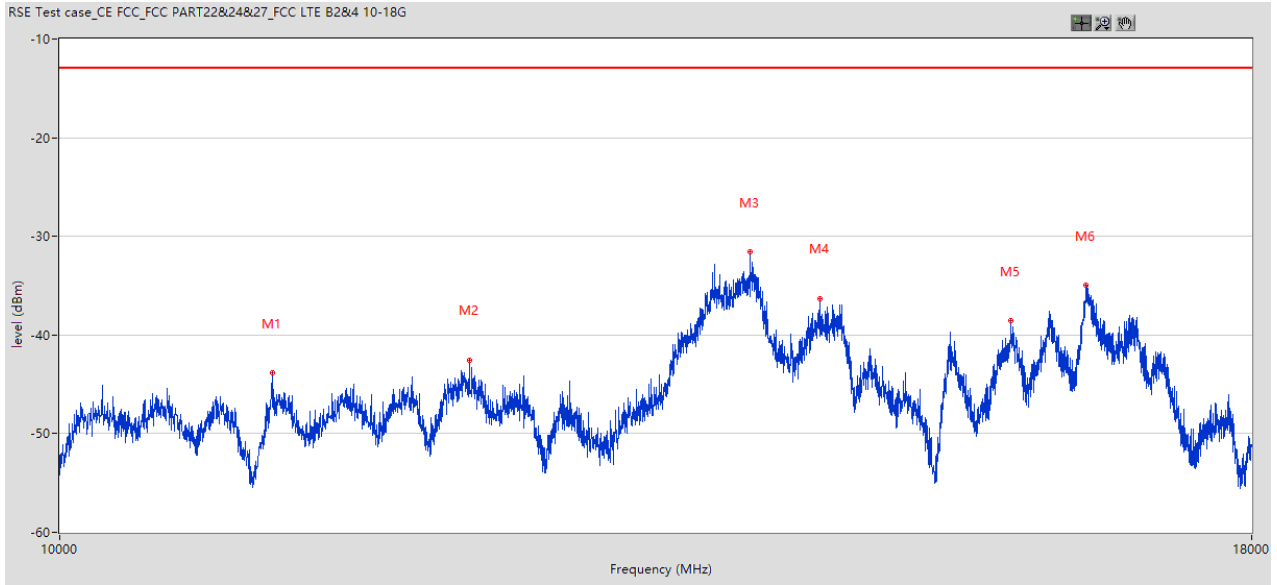
### RSE-H 20wid 30MHz-10GHz MID

RSE Test case\_CE FCC\_FCC PART22&24&27\_FCC PART 27\_1700\_WCDMA B4&LTE B4



Frequency (MHz)	Result (dBm)	Factor (dB)	PK Limit (dBm)	Margin (dB)	Table (o)	ANT	EUT	Verdict
203.102	-60.08	-11.59	-13.0	47.08	332.00	Horizontal	Horizontal	Pass
1732.826	-38.36	-1.08	-13.0	25.36	15.00	Horizontal	Horizontal	N.A
1751.302	-42.61	-1.11	-13.0	29.61	80.00	Horizontal	Horizontal	Pass
2132.718	-42.81	3.50	-13.0	29.81	108.00	Horizontal	Horizontal	N.A
3464.884	-39.68	9.76	-13.0	26.68	28.00	Horizontal	Horizontal	Pass
6996.001	-34.41	22.26	-13.0	21.41	100.00	Horizontal	Horizontal	Pass

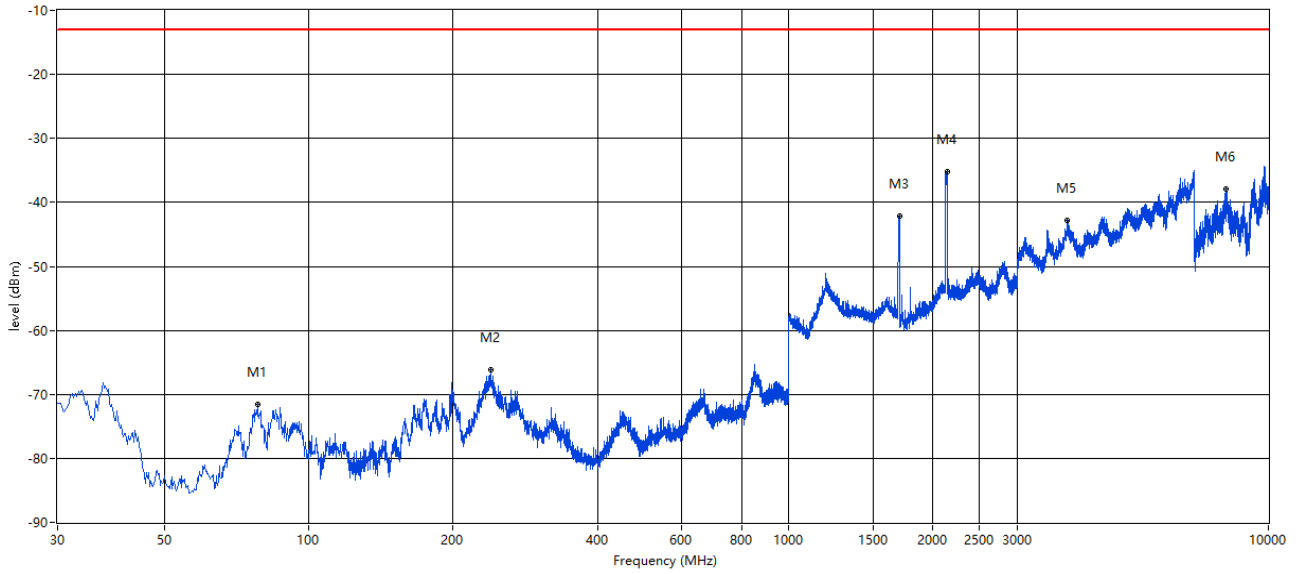
RSE-H 20wid 10-18GHz MID



Frequency (MHz)	Result (dBm)	Factor (dB)	PK Limit (dBm)	Margin (dB)	Table (o)	ANT	EUT	Verdict
11103.724	-43.81	19.42	-13.0	30.81	20.00	Horizontal	Horizontal	Pass
12239.440	-42.53	20.48	-13.0	29.53	328.00	Horizontal	Horizontal	Pass
14056.986	-31.55	32.70	-13.0	18.55	61.00	Horizontal	Horizontal	Pass
14544.864	-36.30	27.49	-13.0	23.30	301.00	Horizontal	Horizontal	Pass
15982.504	-38.53	24.66	-13.0	25.53	299.00	Horizontal	Horizontal	Pass
16590.352	-34.94	29.45	-13.0	21.94	37.00	Horizontal	Horizontal	Pass

## RSE-V 20wid 30MHz-10GHz MID

RSE Test case\_CE FCC\_FCC PART22&24&27\_FCC PART 27\_1700\_WCDMA B4&LTE B4



Frequency (MHz)	Result (dBm)	Factor (dB)	PK Limit (dBm)	Margin (dB)	Table (o)	ANT	EUT	Verdict
78.245	-71.64	-21.04	-13.0	58.64	238.00	Vertical	Horizontal	Pass
239.710	-66.12	-4.49	-13.0	53.12	320.00	Vertical	Horizontal	Pass
1732.824	-42.22	-0.86	-13.0	29.22	19.00	Vertical	Horizontal	N.A
2132.215	-35.20	3.43	-13.0	22.20	249.00	Vertical	Horizontal	N.A
3807.798	-42.80	12.51	-13.0	29.80	36.00	Vertical	Horizontal	Pass
8171.207	-37.99	11.60	-13.0	24.99	120.00	Vertical	Horizontal	Pass

RSE-V 20wid 10-18GHz MID



Frequency (MHz)	Result (dBm)	Factor (dB)	PK Limit (dBm)	Margin (dB)	Table (o)	ANT	EUT	Verdict
11147.713	-43.98	18.66	-13.0	30.98	262.00	Vertical	Horizontal	Pass
11827.543	-44.07	19.16	-13.0	31.07	358.00	Vertical	Horizontal	Pass
14076.981	-32.45	32.73	-13.0	19.45	355.00	Vertical	Horizontal	Pass
14662.834	-36.76	28.46	-13.0	23.76	51.00	Vertical	Horizontal	Pass
15960.510	-38.19	24.03	-13.0	25.19	237.00	Vertical	Horizontal	Pass
16606.348	-34.55	30.11	-13.0	21.55	258.00	Vertical	Horizontal	Pass

## 13 LTE Band 5

### 13.1 LTE Band 5 Bandwidth 1.4MHz, Middle Channel

#### RSE-H 1.4wid

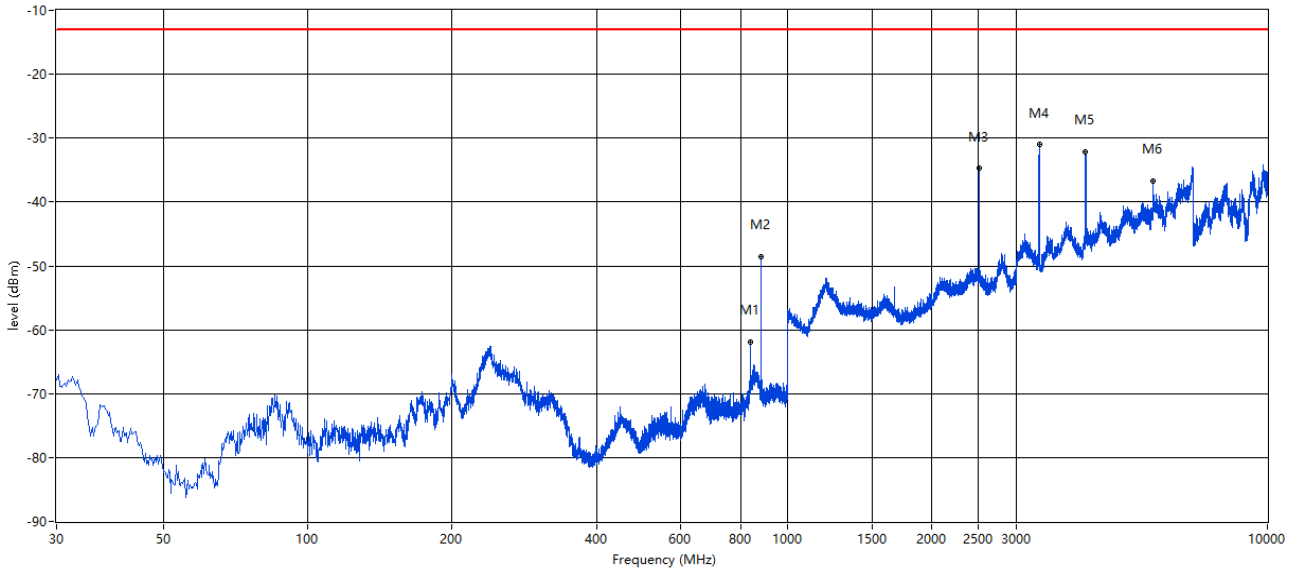
RSE Test case\_CE FCC\_FCC PART22&24&27\_FCC PART 22\_850\_GSM 850&CDMA BC0&WCDMA B5&LTE B5&26



Frequency (MHz)	Result (dBm)	Factor (dB)	PK Limit (dBm)	Margin (dB)	Table (o)	ANT	EUT	Verdict
14084.979	-15.64	32.74	-13.0	2.64	267.90	Horizontal	Horizontal	Pass
198.253	-56.44	-11.57	-13.0	43.44	348.20	Horizontal	Horizontal	Pass
836.353	-51.23	3.25	-13.0	38.23	271.60	Horizontal	Horizontal	N.A
881.447	-43.68	1.18	-13.0	30.68	323.70	Horizontal	Horizontal	N.A
3345.914	-27.82	7.53	-13.0	14.82	297.60	Horizontal	Horizontal	Pass
4182.704	-29.32	11.12	-13.0	16.32	168.70	Horizontal	Horizontal	Pass

RSE-V 1.4wid

RSE Test case\_CE FCC\_FCC PART22&24&27\_FCC PART 22\_850\_GSM 850&CDMA BC0&WCDMA B5&LTE B5&26

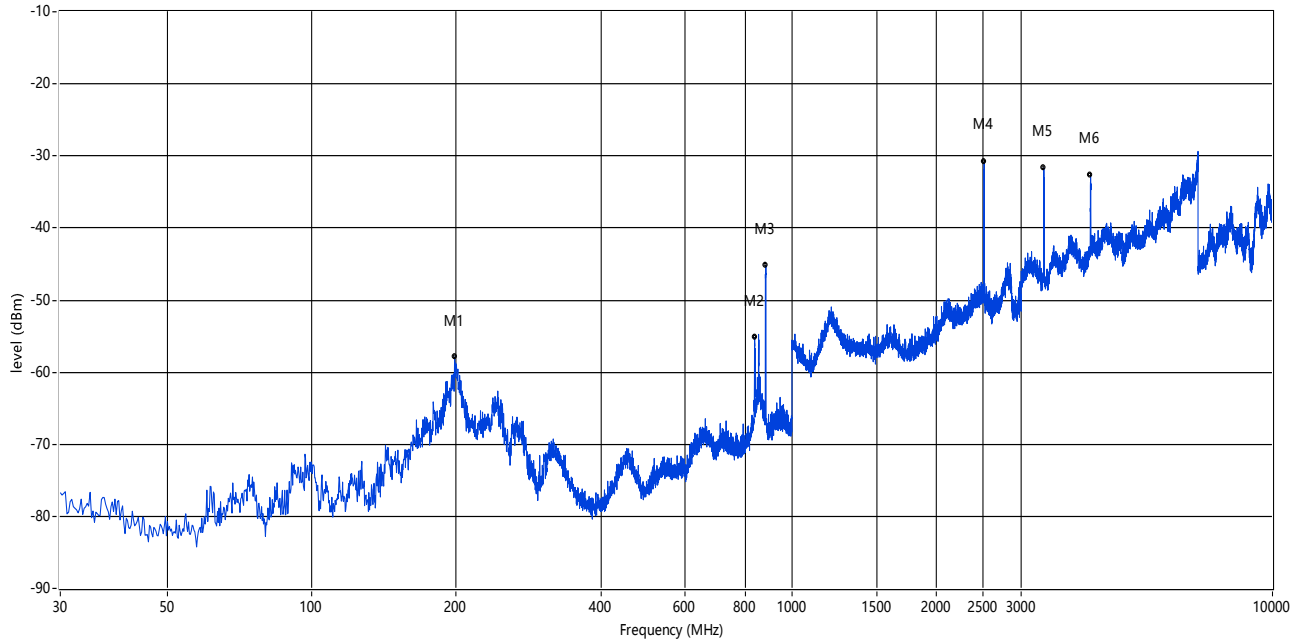


Frequency (MHz)	Result (dBm)	Factor (dB)	PK Limit (dBm)	Margin (dB)	Table (o)	ANT	EUT	Verdict
836.111	-62.00	3.20	-13.0	49.00	115.70	Vertical	Horizontal	N.A
881.690	-48.63	1.15	-13.0	35.63	241.50	Vertical	Horizontal	N.A
2509.123	-34.62	5.14	-13.0	21.62	0.40	Vertical	Horizontal	Pass
3345.914	-31.72	7.53	-13.0	18.72	223.50	Vertical	Horizontal	Pass
4182.704	-32.29	11.12	-13.0	19.29	291.50	Vertical	Horizontal	Pass
5790.302	-36.80	16.77	-13.0	23.80	295.70	Vertical	Horizontal	Pass
14071.232	-16.27	32.72	-13.0	3.27	29.70	Vertical	Horizontal	Pass

### 13.2 LTE Band 5 Bandwidth 3MHz, Middle Channel

#### RSE-H 3wid

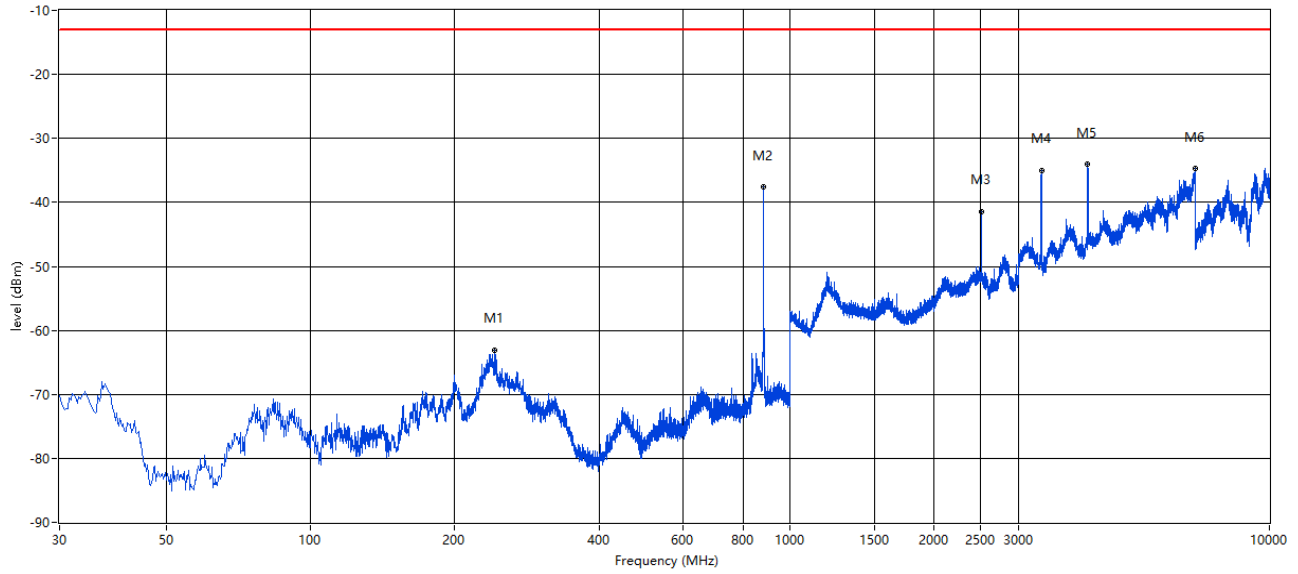
RSE Test case\_CE FCC\_FCC PART22&24&27\_FCC PART 22\_850\_GSM 850&CDMA BC0&WCDMA B5&LTE B5&26



Frequency (MHz)	Result (dBm)	Factor (dB)	PK Limit (dBm)	Margin (dB)	Table (o)	ANT	EUT	Verdict
198.495	-57.90	-11.35	-13.0	44.90	274.00	Horizontal	Horizontal	Pass
836.111	-55.19	3.20	-13.0	42.19	21.00	Horizontal	Horizontal	N.A
881.174	-45.19	1.09	-13.0	32.19	213.00	Horizontal	Horizontal	N.A
2512.122	-30.86	4.95	-13.0	17.86	53.00	Horizontal	Horizontal	Pass
3342.914	-31.65	7.63	-13.0	18.65	247.00	Horizontal	Horizontal	Pass
4182.704	-32.64	11.12	-13.0	19.64	199.00	Horizontal	Horizontal	Pass

## RSE-V 3wid

RSE Test case\_CE FCC\_FCC PART22&24&27\_FCC PART 22\_850\_GSM 850&CDMA BC0&WCDMA B5&LTE B5&26



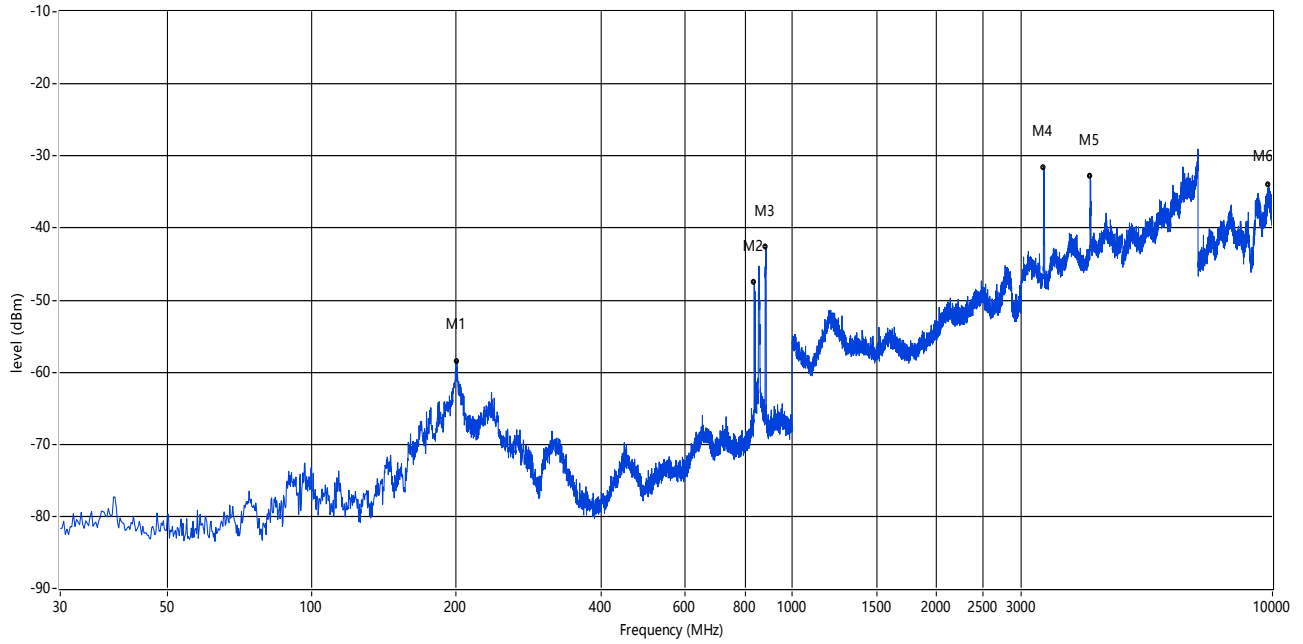
Frequency (MHz)	Result (dBm)	Factor (dB)	PK Limit (dBm)	Margin (dB)	Table (o)	ANT	EUT	Verdict
242.134	-63.06	-4.96	-13.0	50.06	270.80	Vertical	Horizontal	Pass
881.932	-37.60	1.12	-13.0	24.60	157.20	Vertical	Horizontal	N.A
2511.622	-41.52	4.98	-13.0	28.52	348.00	Vertical	Horizontal	Pass
3345.914	-34.97	7.53	-13.0	21.97	214.00	Vertical	Horizontal	Pass
4178.705	-34.06	11.13	-13.0	21.06	277.00	Vertical	Horizontal	Pass
6994.001	-34.62	22.06	-13.0	21.62	228.00	Vertical	Horizontal	Pass



### 13.3 LTE Band 5 Bandwidth 5MHz, Middle Channel

#### RSE-H 5wid

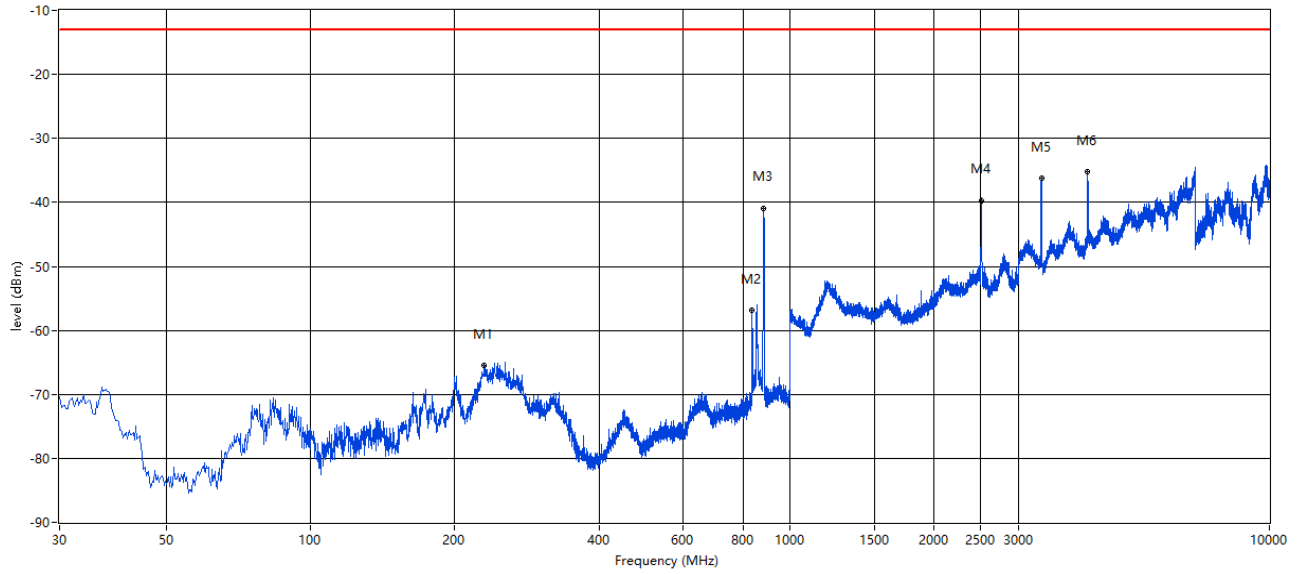
RSE Test case\_CE FCC\_FCC PART22&24&27\_FCC PART 22\_850\_GSM 850&CDMA BC0&WCDMA B5&LTE B5&26



Frequency (MHz)	Result (dBm)	Factor (dB)	PK Limit (dBm)	Margin (dB)	Table (o)	ANT	EUT	Verdict
200.677	-58.48	-10.30	-13.0	45.48	247.00	Horizontal	Horizontal	Pass
836.171	-47.51	2.81	-13.0	34.51	318.00	Horizontal	Horizontal	N.A
881.902	-42.69	1.01	-13.0	29.69	331.00	Horizontal	Horizontal	N.A
3340.915	-31.66	7.57	-13.0	18.66	229.00	Horizontal	Horizontal	Pass
4176.706	-32.78	11.20	-13.0	19.78	325.00	Horizontal	Horizontal	Pass
9823.544	-33.99	14.81	-13.0	20.99	261.00	Horizontal	Horizontal	Pass

## RSE-H 5wid

RSE Test case\_CE FCC\_FCC PART22&24&27\_FCC PART 22\_850\_GSM 850&CDMA BC0&WCDMA B5&LTE B5&26

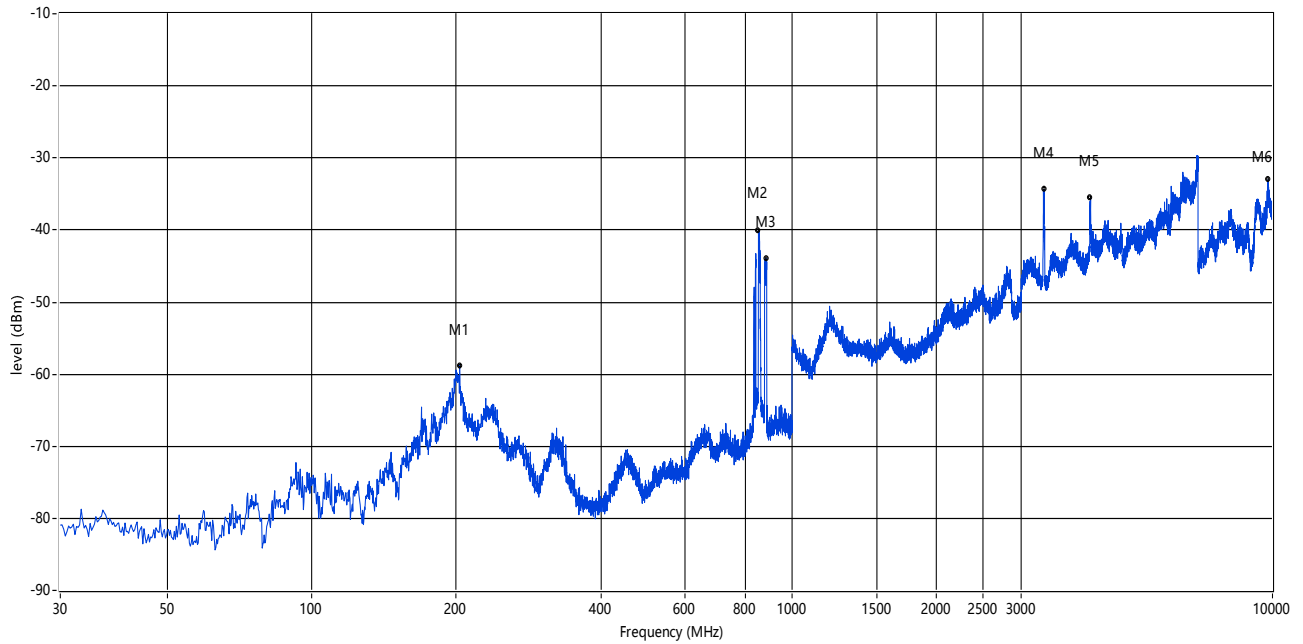


Frequency (MHz)	Result (dBm)	Factor (dB)	PK Limit (dBm)	Margin (dB)	Table (o)	ANT	EUT	Verdict
230.255	-65.47	-7.99	-13.0	52.47	164.00	Vertical	Horizontal	Pass
836.171	-56.85	2.81	-13.0	43.85	201.00	Vertical	Horizontal	N.A
880.993	-40.94	1.34	-13.0	27.94	307.00	Vertical	Horizontal	N.A
2512.622	-39.77	4.92	-13.0	26.77	98.00	Vertical	Horizontal	Pass
3345.914	-36.16	7.53	-13.0	23.16	75.00	Vertical	Horizontal	Pass
4175.706	-35.48	11.22	-13.0	22.48	304.00	Vertical	Horizontal	Pass

### 13.4 LTE Band 5 Bandwidth 10MHz, Middle Channel

#### RSE-H 10wid

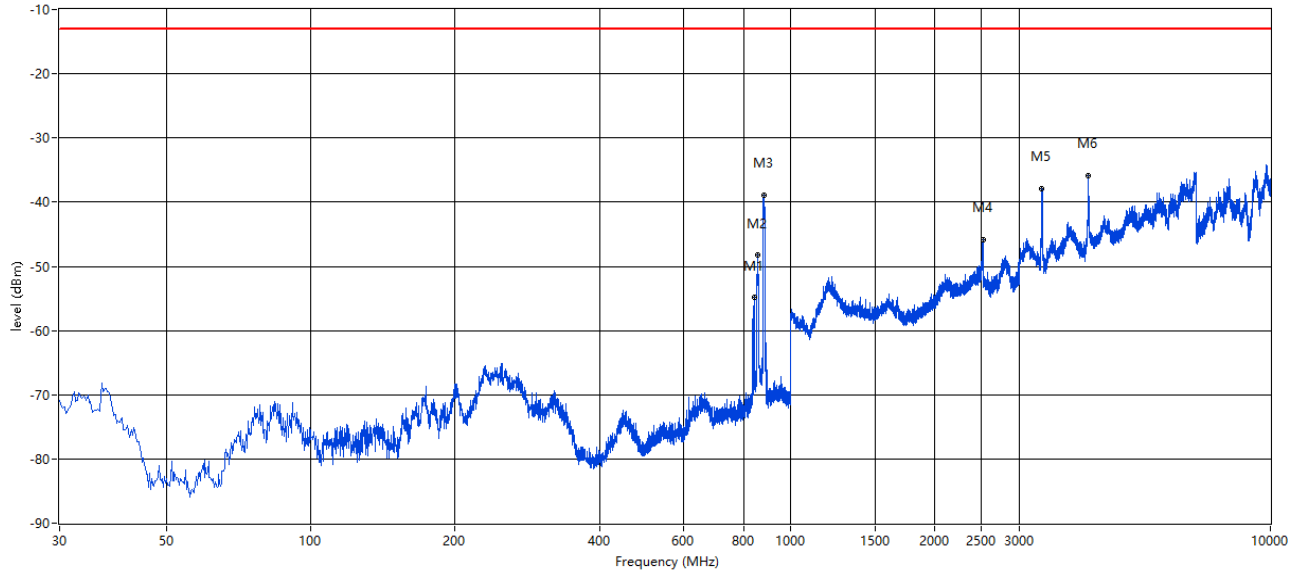
RSE Test case\_CE FCC\_FCC PART22&24&27\_FCC PART 22\_850\_GSM 850&CDMA BC0&WCDMA B5&LTE B5&26



Frequency (MHz)	Result (dBm)	Factor (dB)	PK Limit (dBm)	Margin (dB)	Table (o)	ANT	EUT	Verdict
203.344	-58.81	-11.71	-13.0	45.81	353.00	Horizontal	Horizontal	Pass
836.870	-40.13	4.59	-13.0	27.13	141.00	Horizontal	Horizontal	N.A
881.387	-43.97	0.95	-13.0	30.97	252.00	Horizontal	Horizontal	N.A
3345.914	-34.39	7.53	-13.0	21.39	88.00	Horizontal	Horizontal	Pass
4182.704	-35.53	11.12	-13.0	22.53	225.00	Horizontal	Horizontal	Pass
9787.803	-33.03	14.92	-13.0	20.03	351.00	Horizontal	Horizontal	Pass

## RSE-V 10wid

RSE Test case\_CE FCC\_FCC PART22&24&27\_FCC PART 22\_850\_GSM 850&CDMA BC0&WCDMA B5&LTE B5&26



Frequency (MHz)	Result (dBm)	Factor (dB)	PK Limit (dBm)	Margin (dB)	Table (o)	ANT	EUT	Verdict
836.232	-54.74	3.99	-13.0	41.74	105.00	Vertical	Horizontal	N.A
852.597	-48.28	4.55	-13.0	35.28	107.00	Vertical	Horizontal	Pass
881.265	-38.91	1.48	-13.0	25.91	50.00	Vertical	Horizontal	N.A
2518.620	-45.93	4.51	-13.0	32.93	288.00	Vertical	Horizontal	Pass
3336.916	-37.91	7.02	-13.0	24.91	1.00	Vertical	Horizontal	Pass
4169.708	-35.88	10.78	-13.0	22.88	184.00	Vertical	Horizontal	Pass

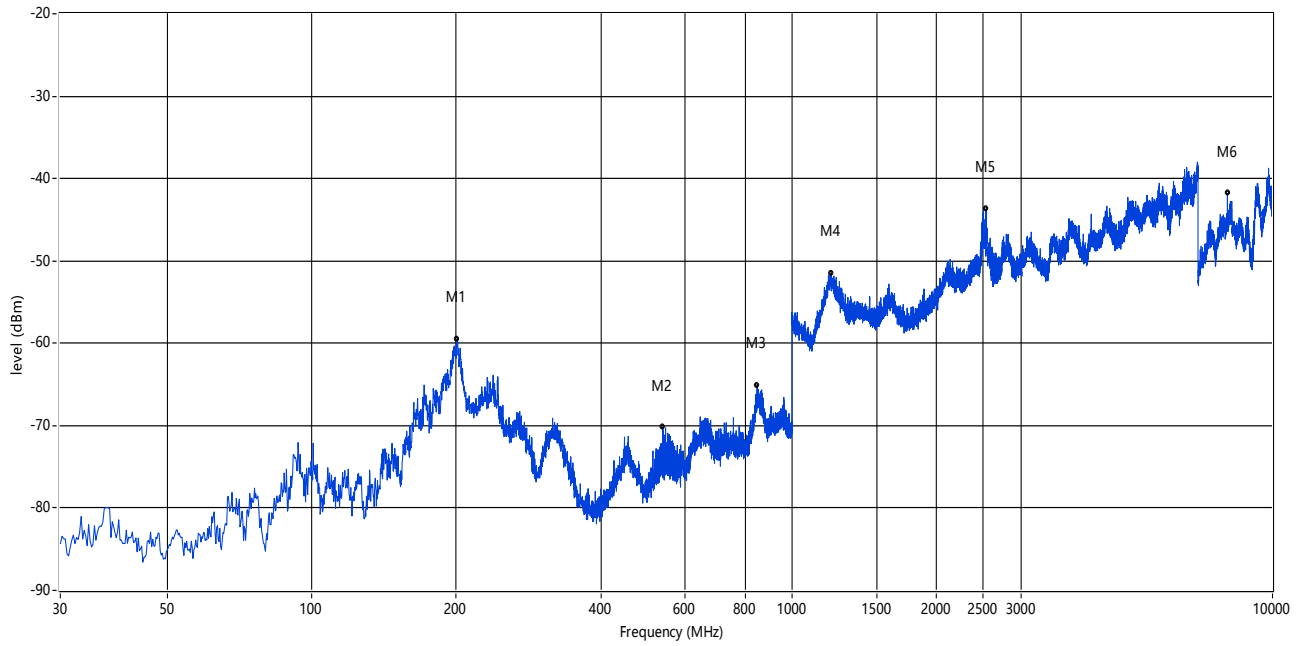


14 LTE Band 7

14.1 LTE Band 7 Bandwidth 5MHz, Middle Channel

RSE-H 5wid 30MHz-10GHz MID

RSE Test case\_CE FCC\_FCC PART22&24&27\_FCC PART 27\_2535\_LTE B7



Frequency (MHz)	Result (dBm)	Factor (dB)	PK Limit (dBm)	Margin (dB)	Table (o)	ANT	EUT	Verdict
200.920	-59.55	-9.55	-25.0	34.55	359.50	Horizontal	Horizontal	Pass
538.395	-70.23	-4.40	-25.0	45.23	35.10	Horizontal	Horizontal	Pass
845.809	-65.08	5.07	-25.0	40.08	327.90	Horizontal	Horizontal	Pass
1204.949	-51.52	5.71	-25.0	26.52	90.50	Horizontal	Horizontal	Pass
2535.617	-43.72	11.29	-25.0	18.72	229.10	Horizontal	Horizontal	N.A
8058.485	-41.81	9.95	-25.0	16.81	0.30	Horizontal	Horizontal	Pass

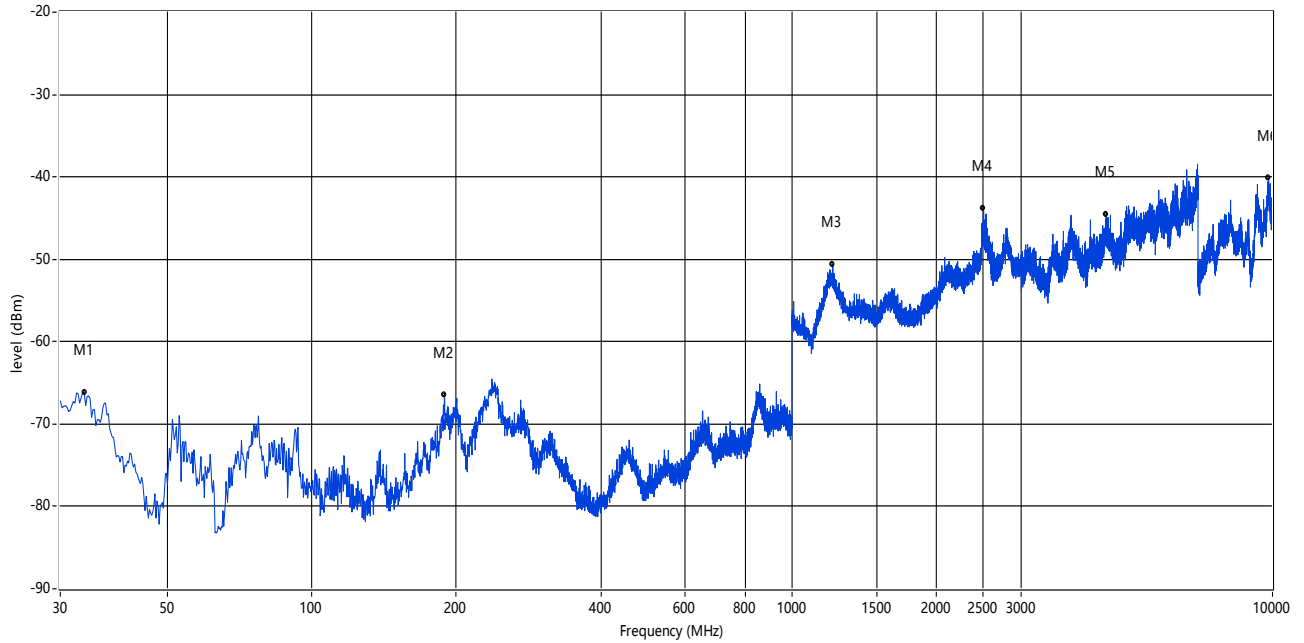
RSE-H 5wid 10-18GHz MID



Frequency (MHz)	Result (dBm)	Factor (dB)	PK Limit (dBm)	Margin (dB)	Table (o)	ANT	EUT	Verdict
10507.873	-48.01	18.81	-25.0	23.01	100.00	Horizontal	Horizontal	Pass
11113.722	-47.40	19.25	-25.0	22.40	238.00	Horizontal	Horizontal	Pass
12227.443	-45.45	20.55	-25.0	20.45	211.00	Horizontal	Horizontal	Pass
14068.983	-35.14	32.72	-25.0	10.14	3.00	Horizontal	Horizontal	Pass
14676.831	-40.01	28.64	-25.0	15.01	287.00	Horizontal	Horizontal	Pass
16606.348	-37.37	30.11	-25.0	12.37	198.00	Horizontal	Horizontal	Pass

RSE-V 5wid 30MHz-10GHz MID

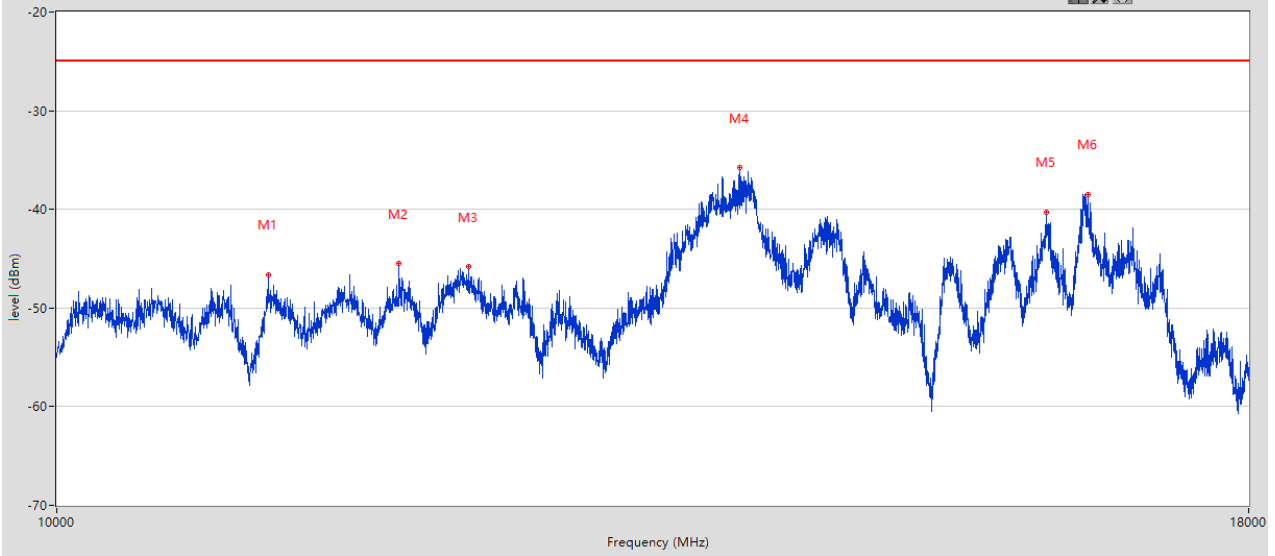
RSE Test case\_CE FCC\_FCC PART22&24&27\_FCC PART 27\_2535\_LTE B7



Frequency (MHz)	Result (dBm)	Factor (dB)	PK Limit (dBm)	Margin (dB)	Table (o)	ANT	EUT	Verdict
33.637	-66.23	-12.31	-25.0	41.23	259.00	Vertical	Horizontal	Pass
189.040	-66.46	-16.20	-25.0	41.46	155.00	Vertical	Horizontal	Pass
1215.946	-50.69	5.15	-25.0	25.69	319.00	Vertical	Horizontal	Pass
2502.624	-43.89	12.53	-25.0	18.89	175.00	Vertical	Horizontal	Pass
4507.623	-44.61	13.83	-25.0	19.61	124.00	Vertical	Horizontal	Pass
9820.795	-40.19	14.85	-25.0	15.19	318.00	Vertical	Horizontal	Pass

## RSE-V 5wid 10-18GHz MID

RSE Test case\_CE FCC\_FCC PART22&24&27\_FCC LTE B7 10-18G



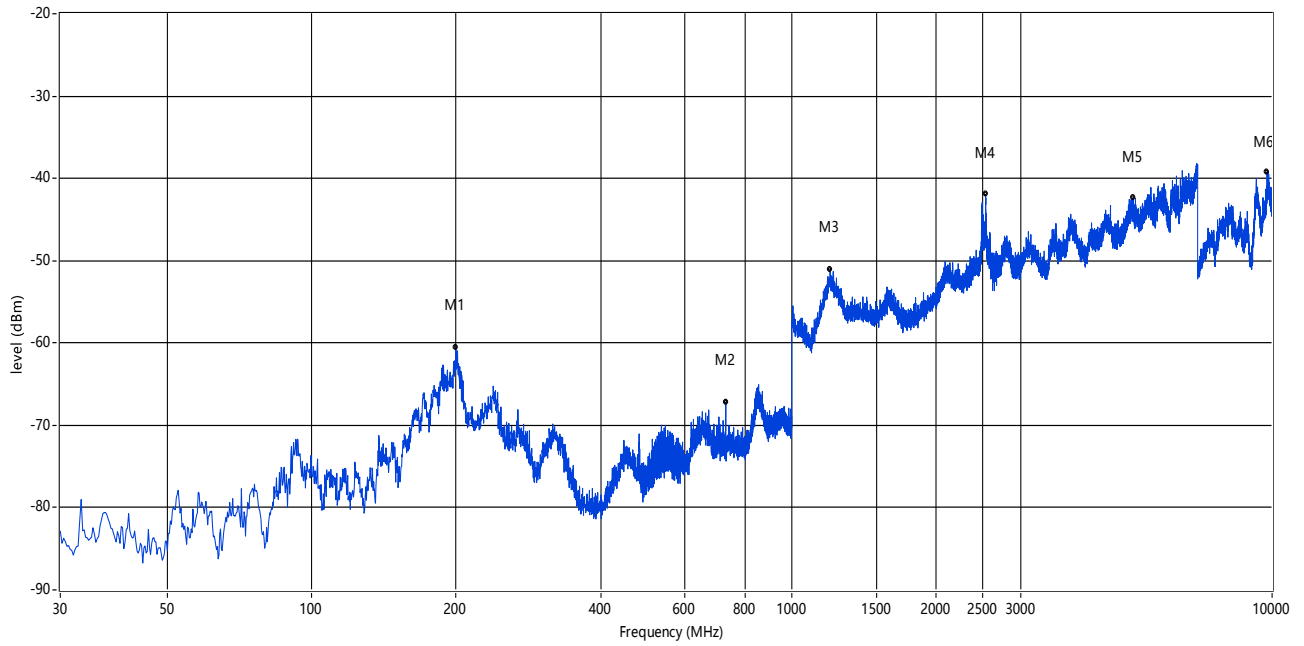
Frequency (MHz)	Result (dBm)	Factor (dB)	PK Limit (dBm)	Margin (dB)	Table (o)	ANT	EUT	Verdict
11099.725	-46.61	19.46	-25.0	21.61	158.00	Vertical	Horizontal	Pass
11839.540	-45.44	19.29	-25.0	20.44	32.00	Vertical	Horizontal	Pass
12255.436	-45.79	20.39	-25.0	20.79	184.00	Vertical	Horizontal	Pass
14006.998	-35.78	32.63	-25.0	10.78	55.00	Vertical	Horizontal	Pass
16288.428	-40.25	26.62	-25.0	15.25	131.00	Vertical	Horizontal	Pass
16626.343	-38.51	29.33	-25.0	13.51	346.00	Vertical	Horizontal	Pass



## 14.2 LTE Band 7 Bandwidth 10MHz, Middle Channel

### RSE-H 10wid 30MHz-10GHz MID

RSE Test case\_CE FCC\_FCC PART22&24&27\_FCC PART 27\_2535\_LTE B7



Frequency (MHz)	Result (dBm)	Factor (dB)	PK Limit (dBm)	Margin (dB)	Table (o)	ANT	EUT	Verdict
199.708	-60.55	-9.30	-25.0	35.55	198.00	Horizontal	Horizontal	Pass
728.710	-67.18	-1.07	-25.0	42.18	3.00	Horizontal	Horizontal	Pass
1201.950	-51.01	5.85	-25.0	26.01	274.00	Horizontal	Horizontal	Pass
2535.617	-41.97	11.33	-25.0	16.97	6.00	Horizontal	Horizontal	N.A
5141.465	-42.37	15.21	-25.0	17.37	104.00	Horizontal	Horizontal	Pass
9765.809	-39.21	14.36	-25.0	14.21	241.00	Horizontal	Horizontal	Pass

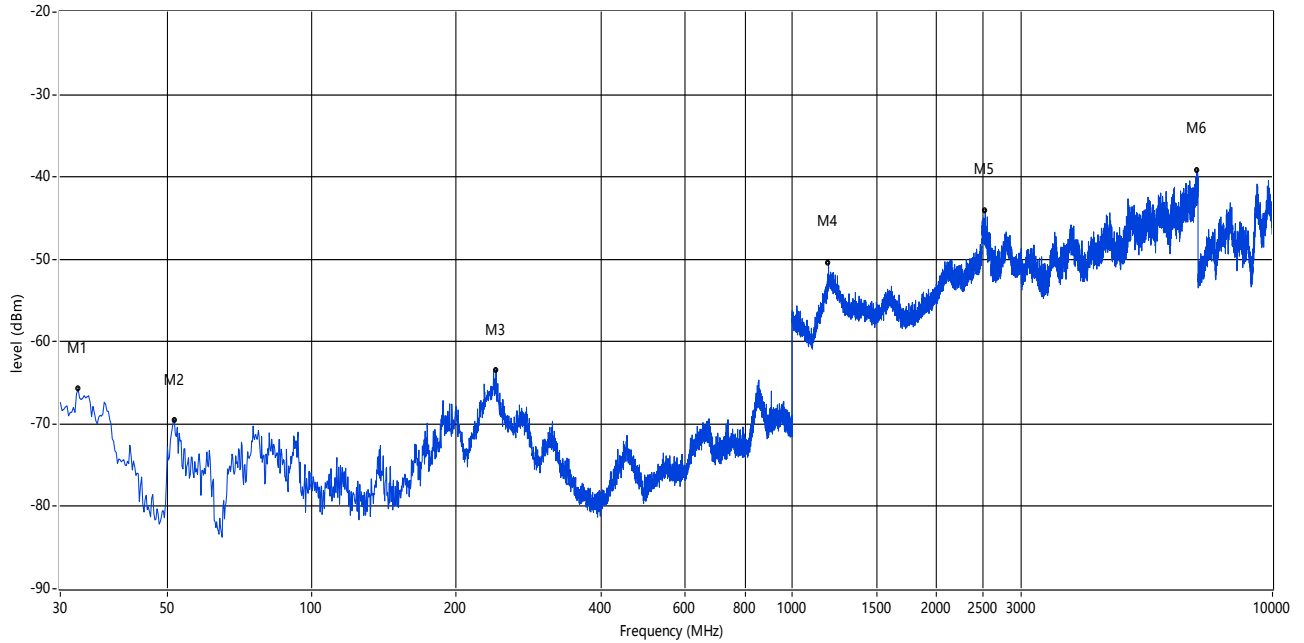
RSE-H 10wid 10-18GHz MID



Frequency (MHz)	Result (dBm)	Factor (dB)	PK Limit (dBm)	Margin (dB)	Table (o)	ANT	EUT	Verdict
11149.713	-46.93	18.63	-25.0	21.93	182.00	Horizontal	Horizontal	Pass
12197.451	-43.31	20.67	-25.0	18.31	276.00	Horizontal	Horizontal	Pass
13791.052	-36.10	30.02	-25.0	11.10	16.00	Horizontal	Horizontal	Pass
14696.826	-40.02	28.89	-25.0	15.02	233.00	Horizontal	Horizontal	Pass
16302.424	-40.75	27.05	-25.0	15.75	309.00	Horizontal	Horizontal	Pass
16602.349	-36.42	30.27	-25.0	11.42	43.00	Horizontal	Horizontal	Pass

RSE-V 10wid 30MHz-10GHz MID

RSE Test case\_CE FCC\_FCC PART22&24&27\_FCC PART 27\_2535\_LTE B7



Frequency (MHz)	Result (dBm)	Factor (dB)	PK Limit (dBm)	Margin (dB)	Table (o)	ANT	EUT	Verdict
32.667	-65.76	-12.50	-25.0	40.76	49.00	Vertical	Horizontal	Pass
51.820	-69.54	-12.92	-25.0	44.54	261.00	Vertical	Horizontal	Pass
242.134	-63.44	-4.15	-25.0	38.44	191.00	Vertical	Horizontal	Pass
1191.452	-50.51	5.36	-25.0	25.51	237.00	Vertical	Horizontal	Pass
2524.619	-44.09	11.65	-25.0	19.09	83.00	Vertical	Horizontal	N.A
6959.010	-39.30	20.86	-25.0	14.30	50.00	Vertical	Horizontal	Pass

RSE-V 10wid 10-18GHz MID

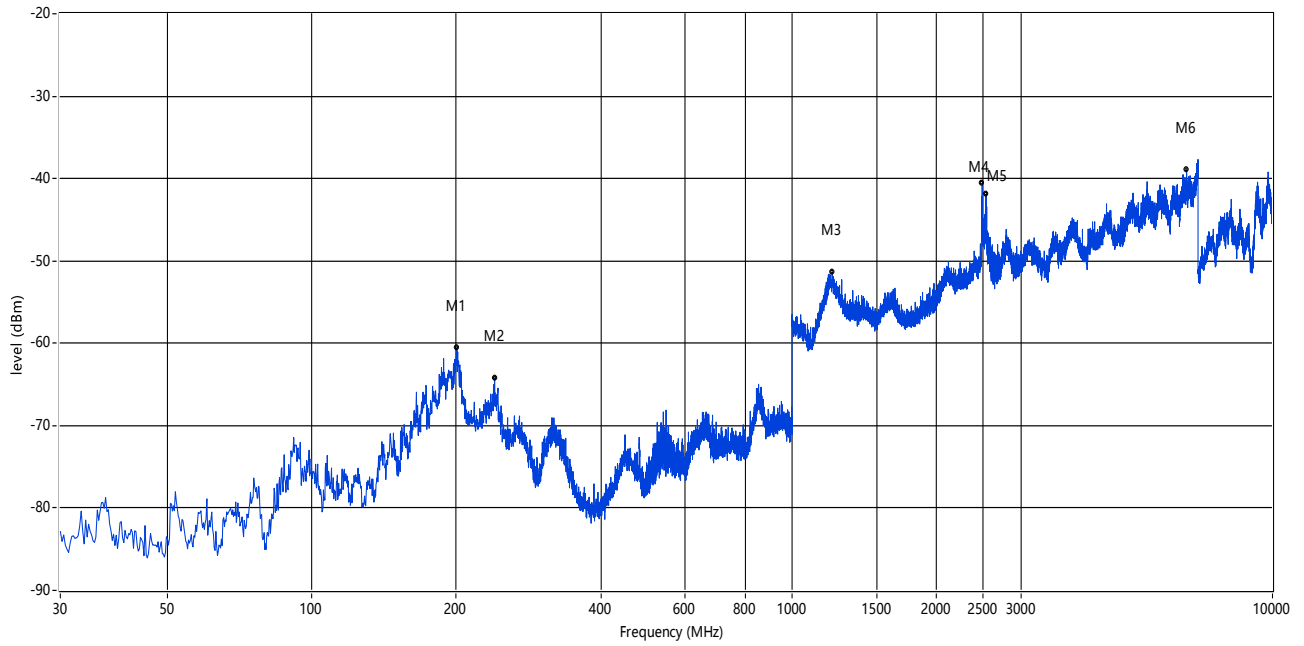


Frequency (MHz)	Result (dBm)	Factor (dB)	PK Limit (dBm)	Margin (dB)	Table (o)	ANT	EUT	Verdict
10481.880	-47.78	18.59	-25.0	22.78	313.00	Vertical	Horizontal	Pass
11899.525	-46.47	19.95	-25.0	21.47	5.00	Vertical	Horizontal	Pass
12291.427	-45.93	20.19	-25.0	20.93	236.00	Vertical	Horizontal	Pass
14028.993	-36.08	32.66	-25.0	11.08	128.00	Vertical	Horizontal	Pass
14590.852	-39.96	27.64	-25.0	14.96	3.00	Vertical	Horizontal	Pass
16594.351	-36.52	29.83	-25.0	11.52	293.00	Vertical	Horizontal	Pass

### 14.3 LTE Band 7 Bandwidth 15MHz, Middle Channel

#### RSE-H 15wid 30MHz-10GHz MID

RSE Test case\_CE FCC\_FCC PART22&24&27\_FCC PART 27\_2535\_LTE B7



Frequency (MHz)	Result (dBm)	Factor (dB)	PK Limit (dBm)	Margin (dB)	Table (o)	ANT	EUT	Verdict
200.677	-60.57	-9.41	-25.0	35.57	346.00	Horizontal	Horizontal	Pass
240.437	-64.20	-3.69	-25.0	39.20	74.00	Horizontal	Horizontal	Pass
1212.447	-51.39	5.35	-25.0	26.39	101.00	Horizontal	Horizontal	Pass
2487.628	-40.60	11.91	-25.0	15.60	16.00	Horizontal	Horizontal	Pass
2534.617	-41.89	11.29	-25.0	16.89	34.00	Horizontal	Horizontal	N.A
6625.094	-38.98	19.45	-25.0	13.98	109.00	Horizontal	Horizontal	Pass

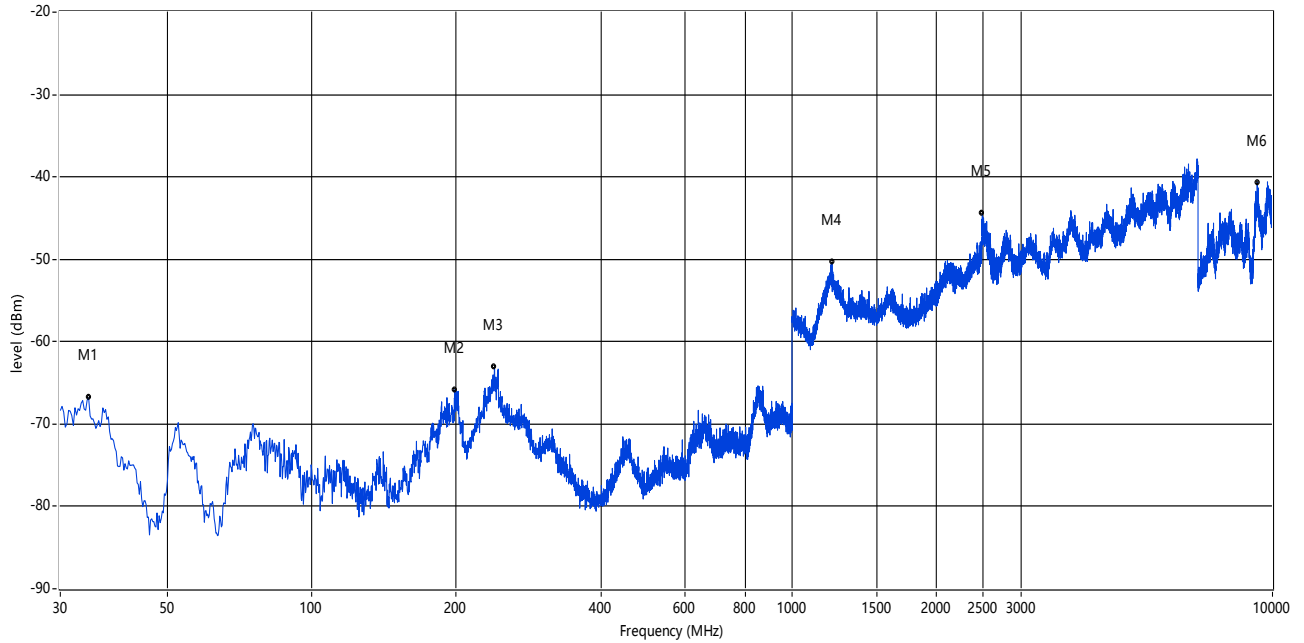
RSE-H 15wid 10-18GHz MID



Frequency (MHz)	Result (dBm)	Factor (dB)	PK Limit (dBm)	Margin (dB)	Table (o)	ANT	EUT	Verdict
10815.796	-47.94	19.00	-25.0	22.94	83.00	Horizontal	Horizontal	Pass
11511.622	-47.13	19.98	-25.0	22.13	57.00	Horizontal	Horizontal	Pass
12223.444	-46.16	20.57	-25.0	21.16	277.00	Horizontal	Horizontal	Pass
14054.986	-35.75	32.70	-25.0	10.75	181.00	Horizontal	Horizontal	Pass
14696.826	-39.07	28.89	-25.0	14.07	167.00	Horizontal	Horizontal	Pass
16606.348	-38.47	30.11	-25.0	13.47	105.00	Horizontal	Horizontal	Pass

RSE-V 15wid 30MHz-10GHz MID

RSE Test case\_CE FCC\_FCC PART22&24&27\_FCC PART 27\_2535\_LTE B7



Frequency (MHz)	Result (dBm)	Factor (dB)	PK Limit (dBm)	Margin (dB)	Table (o)	ANT	EUT	Verdict
34.364	-66.83	-12.16	-25.0	41.83	270.00	Vertical	Horizontal	Pass
198.738	-65.84	-10.20	-25.0	40.84	351.00	Vertical	Horizontal	Pass
240.195	-63.12	-3.62	-25.0	38.12	216.00	Vertical	Horizontal	Pass
1210.947	-50.38	5.43	-25.0	25.38	228.00	Vertical	Horizontal	Pass
2489.628	-44.49	12.68	-25.0	19.49	341.00	Vertical	Horizontal	Pass
9295.676	-40.68	12.87	-25.0	15.68	120.00	Vertical	Horizontal	Pass

RSE-V 15wid 10-18GHz MID



Frequency (MHz)	Result (dBm)	Factor (dB)	PK Limit (dBm)	Margin (dB)	Table (o)	ANT	EUT	Verdict
10541.865	-47.65	18.33	-25.0	22.65	223.00	Vertical	Horizontal	Pass
11897.526	-45.92	19.93	-25.0	20.92	210.00	Vertical	Horizontal	Pass
14012.997	-36.27	32.64	-25.0	11.27	327.00	Vertical	Horizontal	Pass
14578.855	-40.01	27.60	-25.0	15.01	283.00	Vertical	Horizontal	Pass
15978.505	-41.50	24.54	-25.0	16.50	63.00	Vertical	Horizontal	Pass
16598.350	-36.69	30.20	-25.0	11.69	336.00	Vertical	Horizontal	Pass



## 14.4 LTE Band 7 Bandwidth 20MHz, Middle Channel

### RSE-H 20wid 30MHz-10GHz MID

RSE Test case\_CE FCC\_FCC PART22&24&27\_FCC PART 27\_2535\_LTE B7



Frequency (MHz)	Result (dBm)	Factor (dB)	PK Limit (dBm)	Margin (dB)	Table (o)	ANT	EUT	Verdict
200.192	-60.82	-9.14	-25.0	35.82	45.00	Horizontal	Horizontal	Pass
326.988	-69.46	-9.27	-25.0	44.46	169.00	Horizontal	Horizontal	Pass
1208.448	-51.14	5.56	-25.0	26.14	167.00	Horizontal	Horizontal	Pass
2535.114	-40.55	10.91	-25.0	15.55	100.00	Horizontal	Horizontal	N.A
3805.799	-43.98	12.62	-25.0	18.98	194.00	Horizontal	Horizontal	Pass
6948.013	-37.73	20.86	-25.0	12.73	34.00	Horizontal	Horizontal	Pass

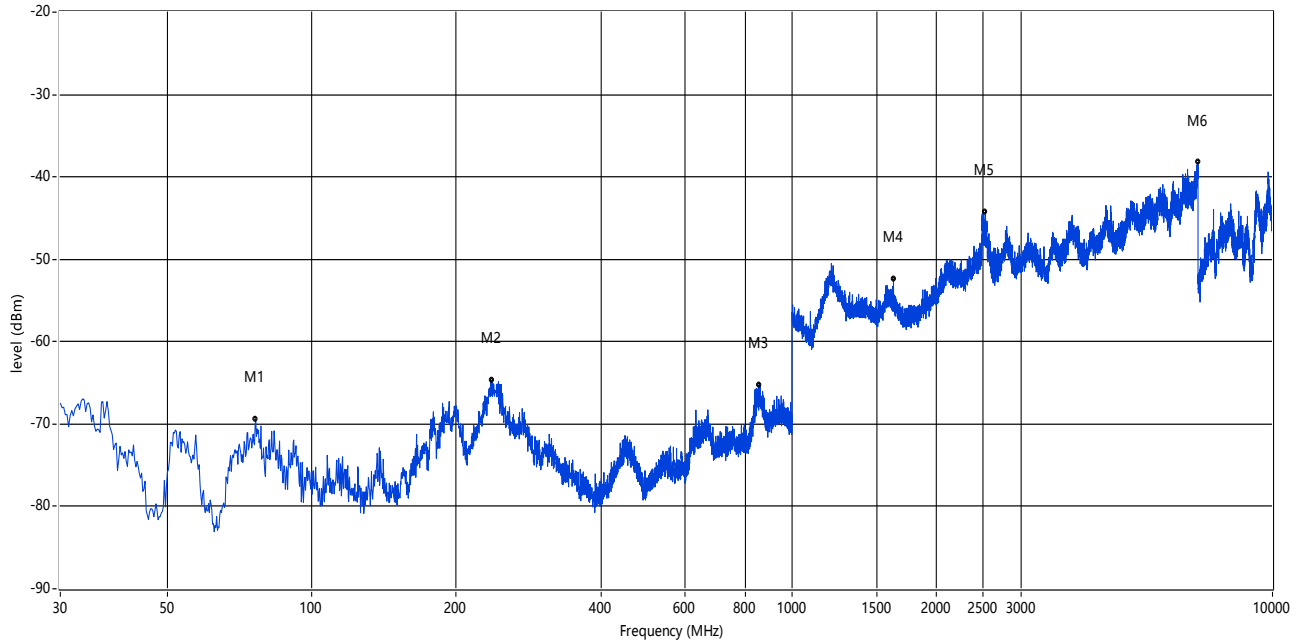
RSE-H 20wid 10MHz-18GHz MID



Frequency (MHz)	Result (dBm)	Factor (dB)	PK Limit (dBm)	Margin (dB)	Table (o)	ANT	EUT	Verdict
11121.720	-47.14	19.11	-25.0	22.14	138.00	Horizontal	Horizontal	Pass
11543.614	-46.89	19.34	-25.0	21.89	289.00	Horizontal	Horizontal	Pass
12259.435	-45.31	20.37	-25.0	20.31	57.00	Horizontal	Horizontal	Pass
14058.985	-35.02	32.70	-25.0	10.02	271.00	Horizontal	Horizontal	Pass
14670.832	-39.65	28.56	-25.0	14.65	151.00	Horizontal	Horizontal	Pass
16606.348	-38.61	30.11	-25.0	13.61	352.00	Horizontal	Horizontal	Pass

RSE-V 20wid 30MHz-10GHz MID

RSE Test case\_CE FCC\_FCC PART22&24&27\_FCC PART 27\_2535\_LTE B7



Frequency (MHz)	Result (dBm)	Factor (dB)	PK Limit (dBm)	Margin (dB)	Table (o)	ANT	EUT	Verdict
76.548	-69.49	-20.76	-25.0	44.49	53.00	Vertical	Horizontal	Pass
237.771	-64.76	-4.46	-25.0	39.76	212.00	Vertical	Horizontal	Pass
854.051	-65.21	5.37	-25.0	40.21	209.00	Vertical	Horizontal	Pass
1626.343	-52.39	1.84	-25.0	27.39	135.00	Vertical	Horizontal	Pass
2527.618	-44.23	11.53	-25.0	19.23	212.00	Vertical	Horizontal	N.A
6993.002	-38.25	21.96	-25.0	13.25	8.00	Vertical	Horizontal	Pass

RSE-V 20wid 10MHz-18GHz MID



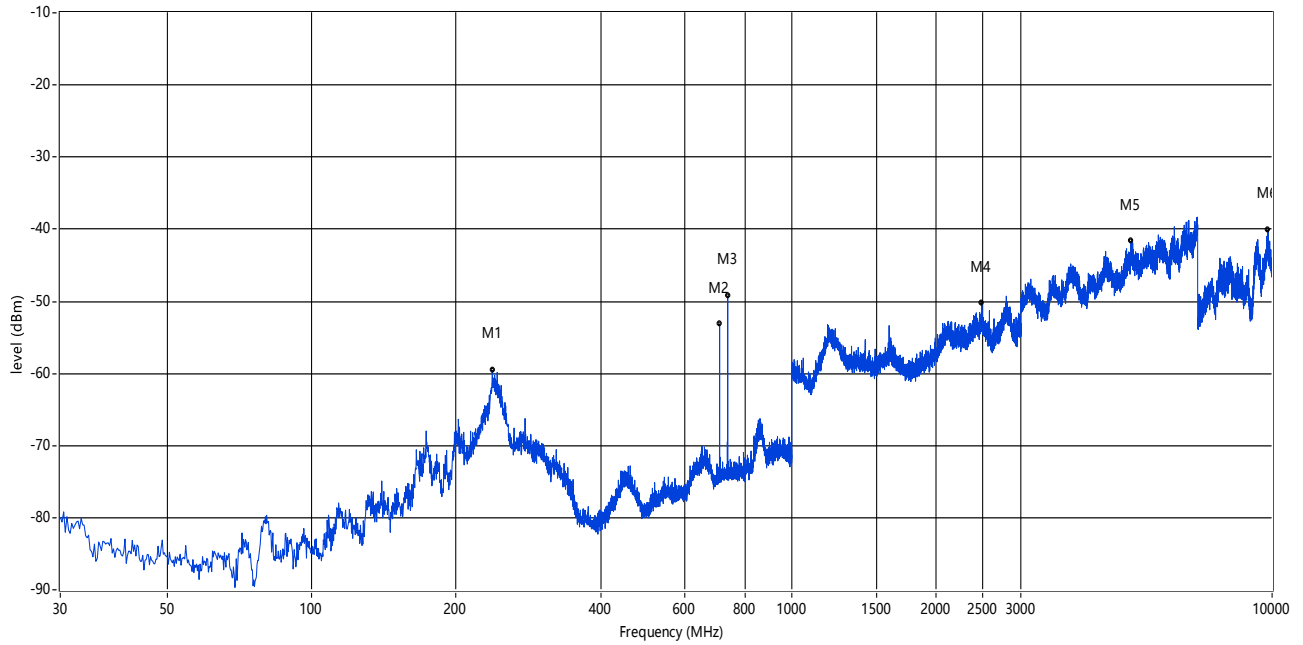
Frequency (MHz)	Result (dBm)	Factor (dB)	PK Limit (dBm)	Margin (dB)	Table (o)	ANT	EUT	Verdict
10543.864	-46.74	18.30	-25.0	21.74	223.00	Vertical	Horizontal	Pass
12091.477	-45.67	19.05	-25.0	20.67	139.00	Vertical	Horizontal	Pass
14088.978	-34.93	32.75	-25.0	9.93	151.00	Vertical	Horizontal	Pass
14570.857	-40.14	27.57	-25.0	15.14	238.00	Vertical	Horizontal	Pass
16294.426	-39.95	26.90	-25.0	14.95	101.00	Vertical	Horizontal	Pass
16588.353	-38.38	29.26	-25.0	13.38	215.00	Vertical	Horizontal	Pass

## 15 LTE Band 12

### 15.1 LTE Band 12 Bandwidth 1.4MHz, Middle Channel

RSE-H 1.4wid

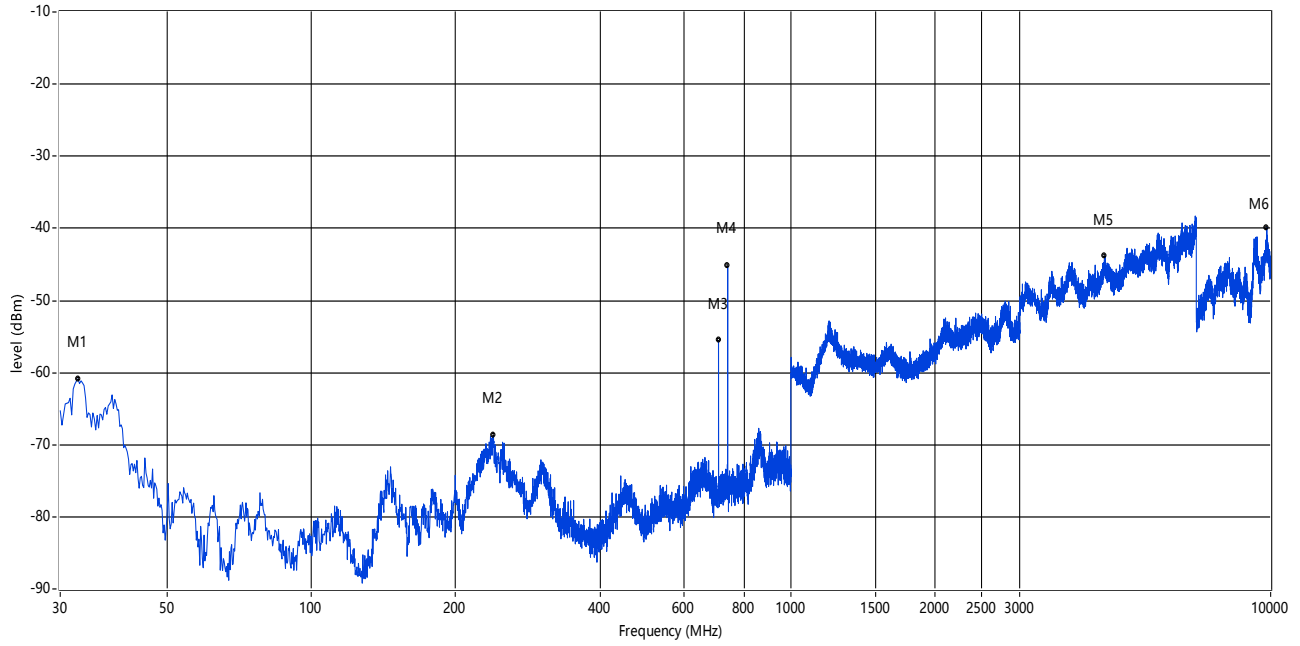
RSE Test case\_CE FCC\_FCC PART22&24&27\_FCC LTE B5&12&13&25&26



Frequency (MHz)	Result (dBm)	Factor (dB)	PK Limit (dBm)	Margin (dB)	Table (o)	ANT	EUT	Verdict
238.013	-59.60	-5.15	-13.0	46.60	234.00	Horizontal	Horizontal	Pass
707.618	-52.18	-2.86	-13.0	39.18	39.00	Horizontal	Horizontal	N.A
737.499	-49.31	-2.25	-13.0	36.31	225.00	Horizontal	Horizontal	N.A
2487.128	-50.19	5.85	-13.0	37.19	331.00	Horizontal	Horizontal	Pass
5093.477	-41.70	15.60	-13.0	28.70	321.00	Horizontal	Horizontal	Pass
9807.048	-40.07	15.10	-13.0	27.07	137.00	Horizontal	Horizontal	Pass

RSE-V 1.4wid

RSE Test case\_CE FCC\_FCC PART22&24&27\_FCC LTE B5&12&13&25&26

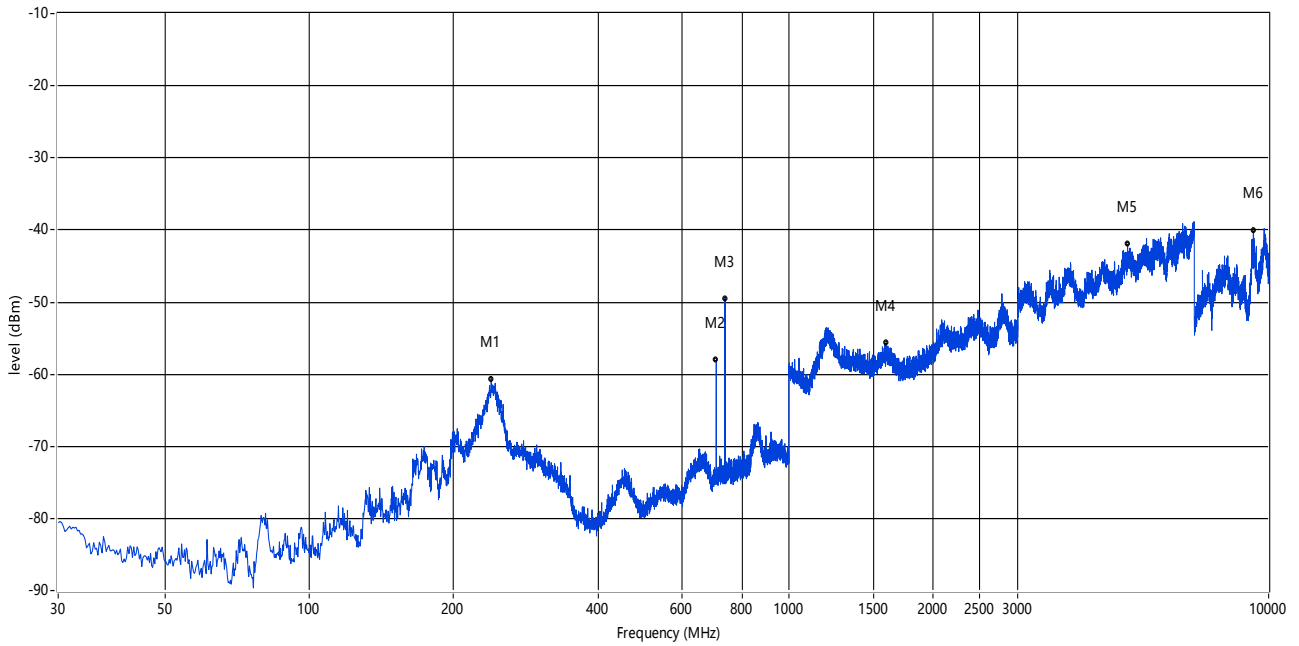


Frequency (MHz)	Result (dBm)	Factor (dB)	PK Limit (dBm)	Margin (dB)	Table (o)	ANT	EUT	Verdict
32.667	-60.87	-12.88	-13.0	47.87	198.00	Vertical	Horizontal	Pass
239.953	-68.76	-4.44	-13.0	55.76	211.00	Vertical	Horizontal	Pass
707.648	-55.58	-2.89	-13.0	42.58	288.00	Vertical	Horizontal	N.A
738.408	-45.21	-2.24	-13.0	32.21	19.00	Vertical	Horizontal	N.A
4512.622	-43.81	13.65	-13.0	30.81	62.00	Vertical	Horizontal	Pass
9818.045	-39.87	14.90	-13.0	26.87	265.00	Vertical	Horizontal	Pass

## 15.2 LTE Band 12 Bandwidth 3MHz, Middle Channel

### RSE-H 3wid

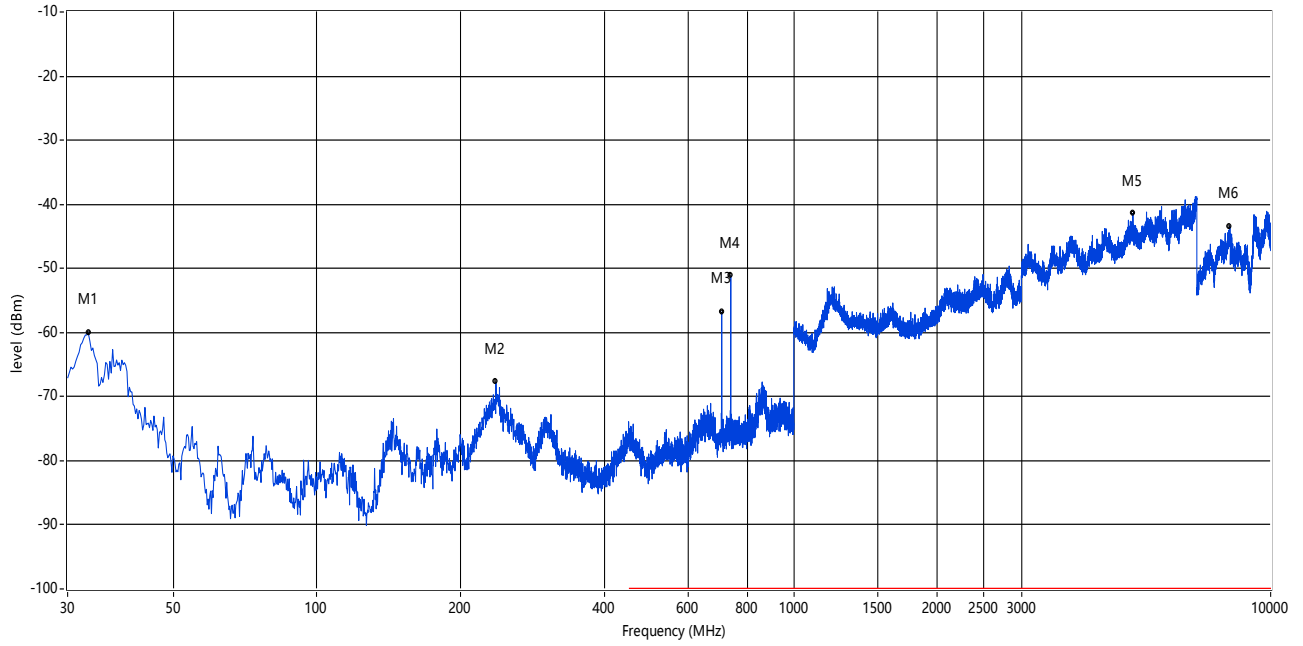
RSE Test case\_CE FCC\_FCC PART22&24&27\_FCC LTE B5&12&13&25&26



Frequency (MHz)	Result (dBm)	Factor (dB)	PK Limit (dBm)	Margin (dB)	Table (o)	ANT	EUT	Verdict
239.710	-60.81	-4.53	-13.0	47.81	245.00	Horizontal	Horizontal	Pass
707.679	-58.11	-2.92	-13.0	45.11	48.00	Horizontal	Horizontal	N.A
737.984	-49.52	-2.25	-13.0	36.52	349.00	Horizontal	Horizontal	N.A
1595.851	-55.74	0.10	-13.0	42.74	185.00	Horizontal	Horizontal	Pass
5080.480	-42.03	14.95	-13.0	29.03	174.00	Horizontal	Horizontal	Pass
9292.927	-40.15	12.82	-13.0	27.15	127.00	Horizontal	Horizontal	Pass

## RSE-V 3wid

RSE Test case\_CE FCC\_FCC PART22&24&27\_FCC LTE B5&12&13&25&26



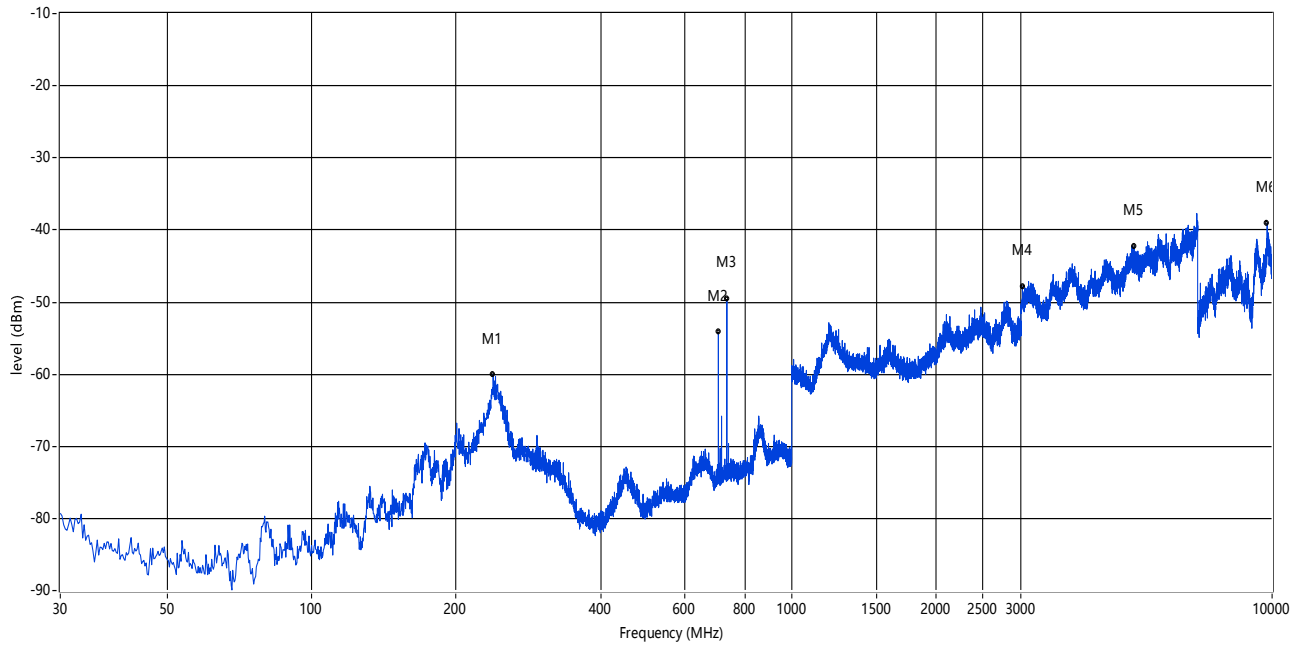
Frequency (MHz)	Result (dBm)	Factor (dB)	PK Limit (dBm)	Margin (dB)	Table (o)	ANT	EUT	Verdict
33.152	-60.07	-12.77	-13.0	47.07	61.00	Vertical	Horizontal	Pass
237.286	-67.74	-5.41	-13.0	54.74	15.00	Vertical	Horizontal	Pass
707.921	-57.82	-2.91	-13.0	44.82	273.00	Vertical	Horizontal	N.A
737.438	-51.15	-2.24	-13.0	38.15	74.00	Vertical	Horizontal	N.A
5142.464	-41.42	15.26	-13.0	28.42	47.00	Vertical	Horizontal	Pass
8212.447	-43.43	11.59	-13.0	30.43	20.00	Vertical	Horizontal	Pass



### 15.3 LTE Band 12 Bandwidth 5MHz, Middle Channel

#### RSE-H 5wid

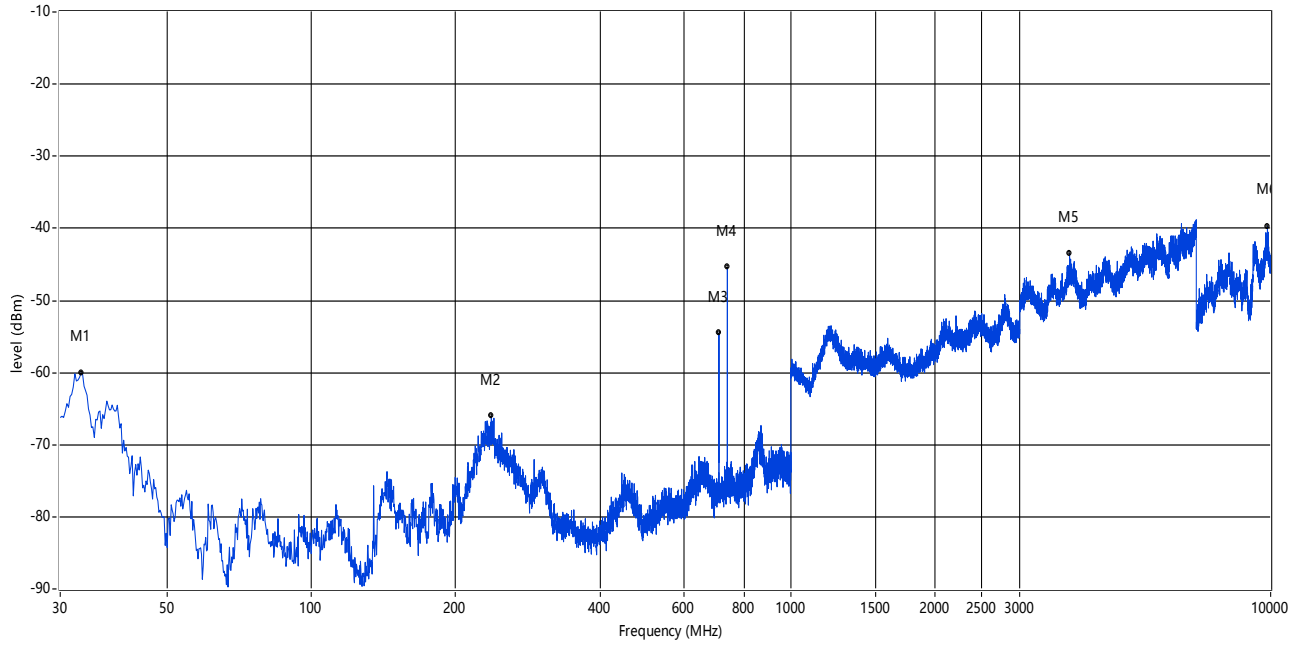
RSE Test case\_CE FCC\_FCC PART22&24&27\_FCC LTE B5&12&13&25&26



Frequency (MHz)	Result (dBm)	Factor (dB)	PK Limit (dBm)	Margin (dB)	Table (o)	ANT	EUT	Verdict
238.983	-60.03	-4.79	-13.0	47.03	329.00	Horizontal	Horizontal	Pass
707.497	-52.21	-2.99	-13.0	39.21	53.00	Horizontal	Horizontal	N.A
737.347	-49.64	-2.26	-13.0	36.64	225.00	Horizontal	Horizontal	N.A
3021.995	-47.88	8.52	-13.0	34.88	291.00	Horizontal	Horizontal	Pass
5157.461	-42.35	14.90	-13.0	29.35	186.00	Horizontal	Horizontal	Pass
9768.558	-39.04	14.43	-13.0	26.04	288.00	Horizontal	Horizontal	Pass

## RSE-V 5wid

RSE Test case\_CE FCC\_FCC PART22&24&27\_FCC LTE B5&12&13&25&26

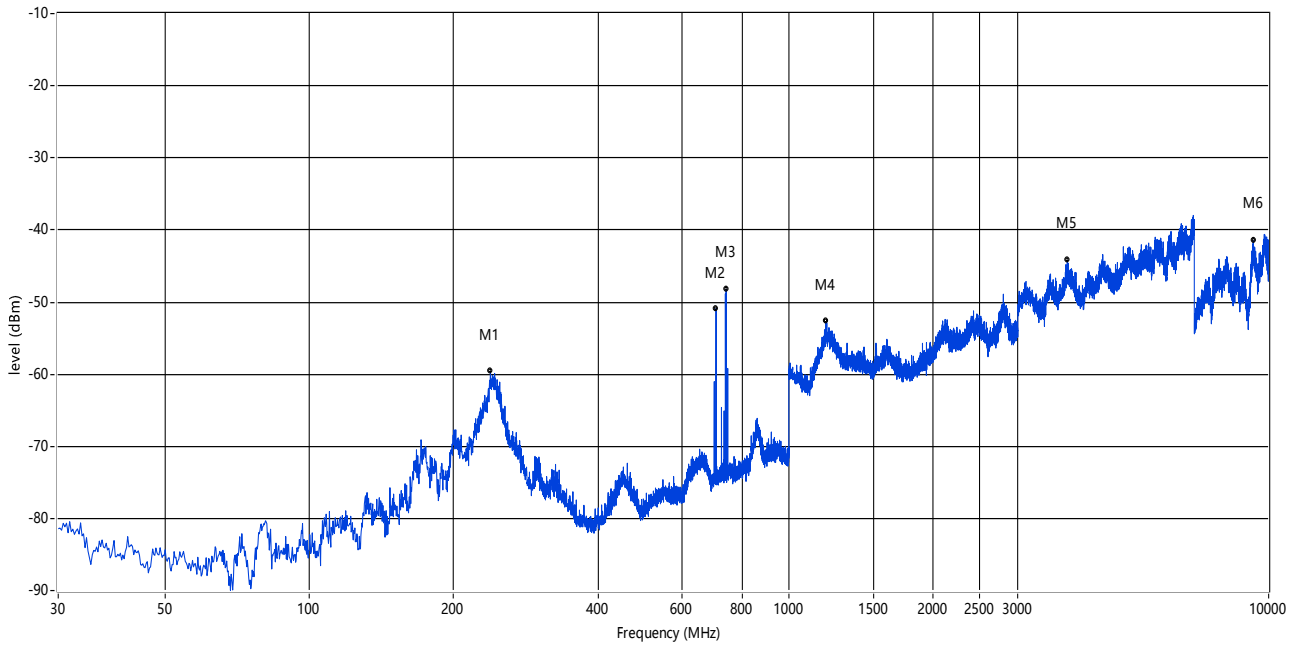


Frequency (MHz)	Result (dBm)	Factor (dB)	PK Limit (dBm)	Margin (dB)	Table (o)	ANT	EUT	Verdict
33.152	-60.06	-12.77	-13.0	47.06	324.00	Vertical	Horizontal	Pass
237.528	-66.05	-5.32	-13.0	53.05	297.00	Vertical	Horizontal	Pass
707.103	-54.51	-2.84	-13.0	41.51	127.00	Vertical	Horizontal	N.A
737.196	-45.43	-2.24	-13.0	32.43	310.00	Vertical	Horizontal	N.A
3809.798	-43.48	12.32	-13.0	30.48	290.00	Vertical	Horizontal	Pass
9848.288	-39.70	14.36	-13.0	26.70	309.00	Vertical	Horizontal	Pass

## 15.4 LTE Band 12 Bandwidth 10MHz, Middle Channel

### RSE-H 10wid

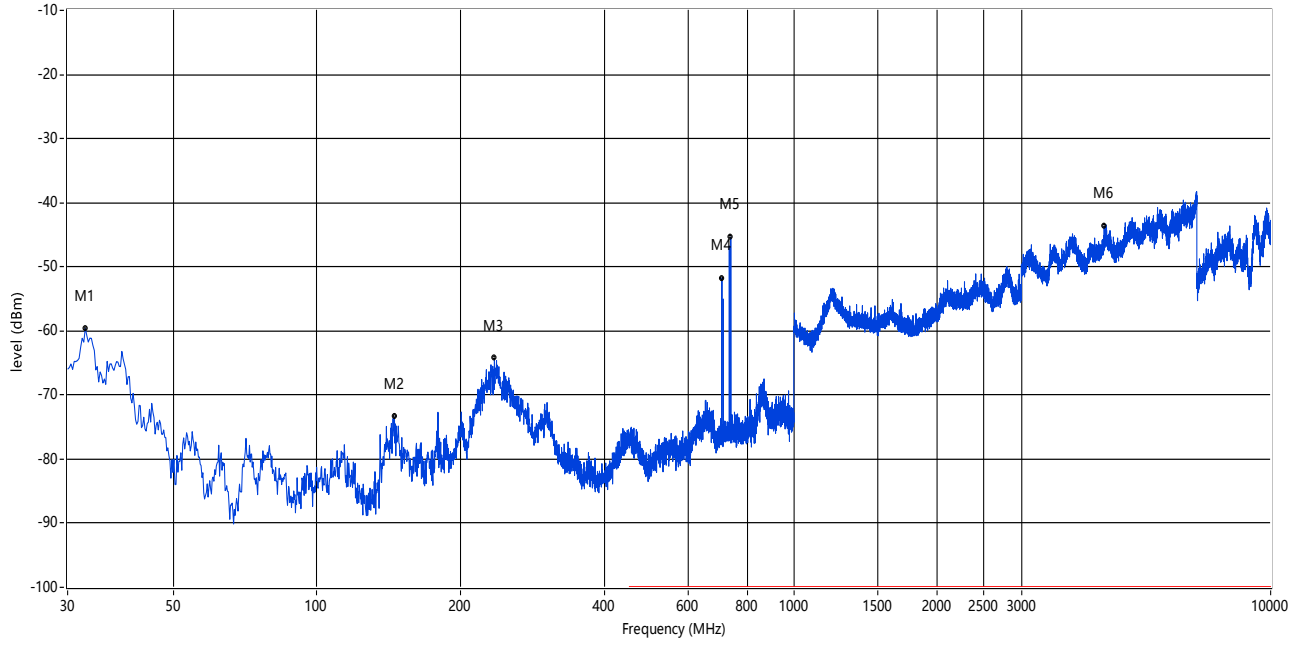
RSE Test case\_CE FCC\_FCC PART22&24&27\_FCC LTE B5&12&13&25&26



Frequency (MHz)	Result (dBm)	Factor (dB)	PK Limit (dBm)	Margin (dB)	Table (o)	ANT	EUT	Verdict
238.740	-59.63	-4.88	-13.0	46.63	227.00	Horizontal	Horizontal	Pass
707.951	-50.88	-2.95	-13.0	37.88	44.00	Horizontal	Horizontal	N.A
737.105	-48.22	-2.23	-13.0	35.22	186.00	Horizontal	Horizontal	N.A
1197.951	-52.64	3.88	-13.0	39.64	123.00	Horizontal	Horizontal	Pass
3804.799	-44.24	12.51	-13.0	31.24	8.00	Horizontal	Horizontal	Pass
9290.177	-41.49	12.77	-13.0	28.49	233.00	Horizontal	Horizontal	Pass

## RSE-V 10wid

RSE Test case\_CE FCC\_FCC PART22&24&27\_FCC LTE B5&12&13&25&26



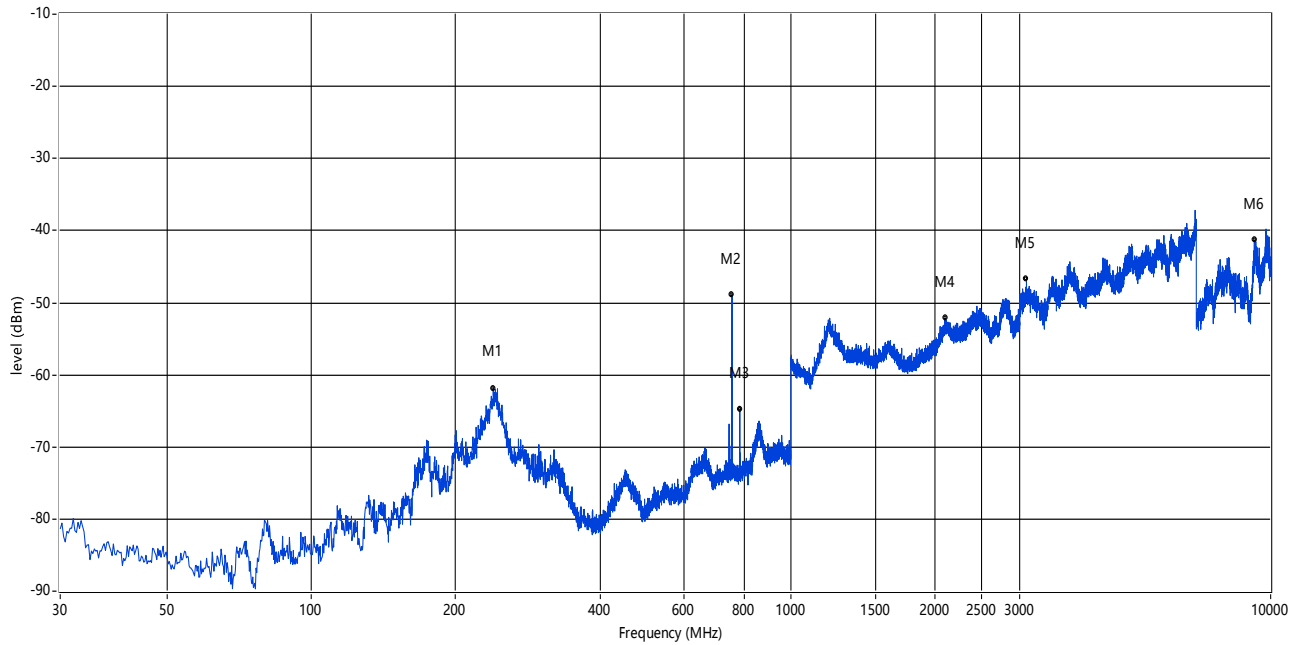
Frequency (MHz)	Result (dBm)	Factor (dB)	PK Limit (dBm)	Margin (dB)	Table (o)	ANT	EUT	Verdict
32.667	-59.57	-12.88	-13.0	46.57	184.00	Vertical	Horizontal	Pass
145.401	-73.45	-17.26	-13.0	60.45	130.00	Vertical	Horizontal	Pass
235.589	-64.30	-6.03	-13.0	51.30	190.00	Vertical	Horizontal	Pass
707.406	-51.78	-2.90	-13.0	38.78	262.00	Vertical	Horizontal	N.A
737.681	-46.37	-2.24	-13.0	33.37	96.00	Vertical	Horizontal	N.A
4476.631	-43.75	13.22	-13.0	30.75	269.00	Vertical	Horizontal	Pass

## 16 LTE Band 13

### 16.1 LTE Band 13 Bandwidth 5MHz, Middle Channel

#### RSE-H 5wid

RSE Test case\_CE FCC\_FCC PART22&24&27\_FCC LTE B5&12&13&25&26



Frequency (MHz)	Result (dBm)	Factor (dB)	PK Limit (dBm)	Margin (dB)	Table (o)	ANT	EUT	Verdict
239.710	-61.85	-4.53	-13.0	48.85	70.00	Horizontal	Horizontal	Pass
751.924	-48.86	-1.99	-13.0	35.86	176.00	Horizontal	Horizontal	N.A
782.532	-64.74	-2.01	-13.0	51.74	346.00	Horizontal	Horizontal	N.A
2099.225	-52.16	3.58	-13.0	39.16	82.00	Horizontal	Horizontal	Pass
3097.976	-46.73	10.41	-13.0	33.73	3.00	Horizontal	Horizontal	Pass
9276.431	-41.29	12.51	-13.0	28.29	246.00	Horizontal	Horizontal	Pass

## RSE-V 5wid

RSE Test case\_CE FCC\_FCC PART22&24&27\_FCC LTE B5&12&13&25&26

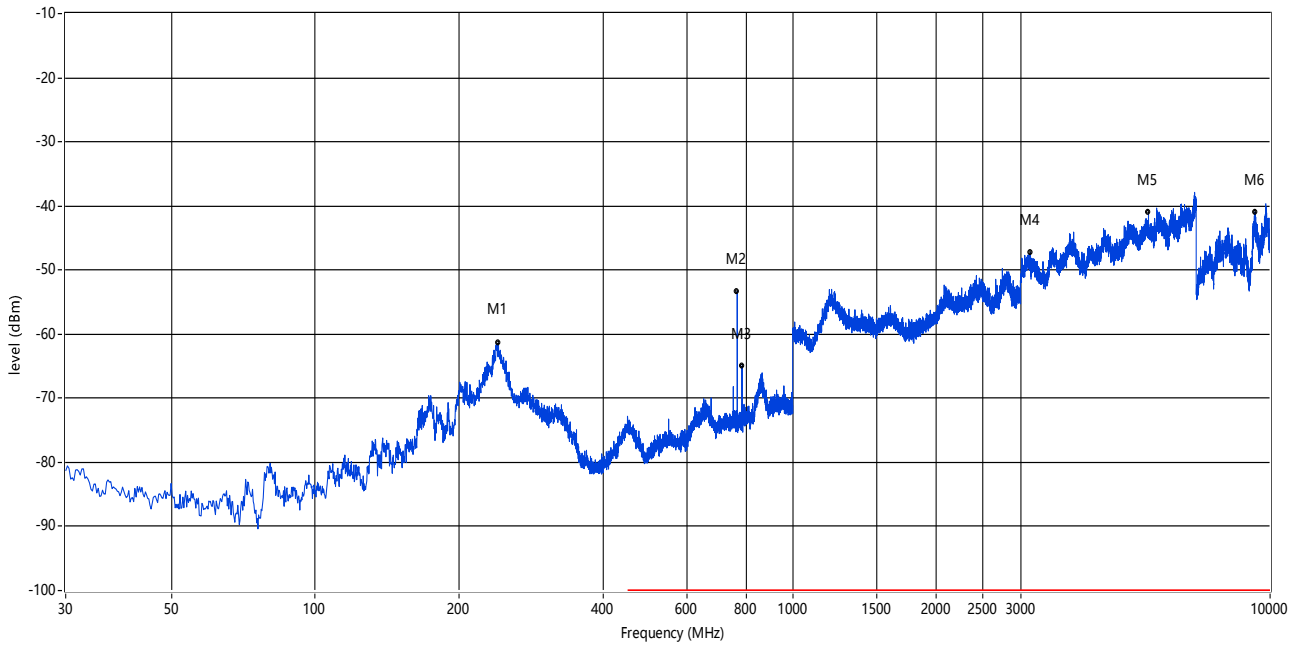


Frequency (MHz)	Result (dBm)	Factor (dB)	PK Limit (dBm)	Margin (dB)	Table (o)	ANT	EUT	Verdict
33.637	-64.26	-12.67	-13.0	51.26	219.00	Vertical	Horizontal	Pass
238.013	-62.91	-5.15	-13.0	49.91	136.00	Vertical	Horizontal	Pass
751.985	-54.32	-1.97	-13.0	41.32	92.00	Vertical	Horizontal	N.A
782.047	-57.64	-2.03	-13.0	44.64	121.00	Vertical	Horizontal	N.A
1175.956	-53.50	2.37	-13.0	40.50	124.00	Vertical	Horizontal	Pass
5919.270	-40.08	17.23	-13.0	27.08	292.00	Vertical	Horizontal	Pass

## 16.2 LTE Band 13 Bandwidth 10MHz, Middle Channel

### RSE-H 10wid

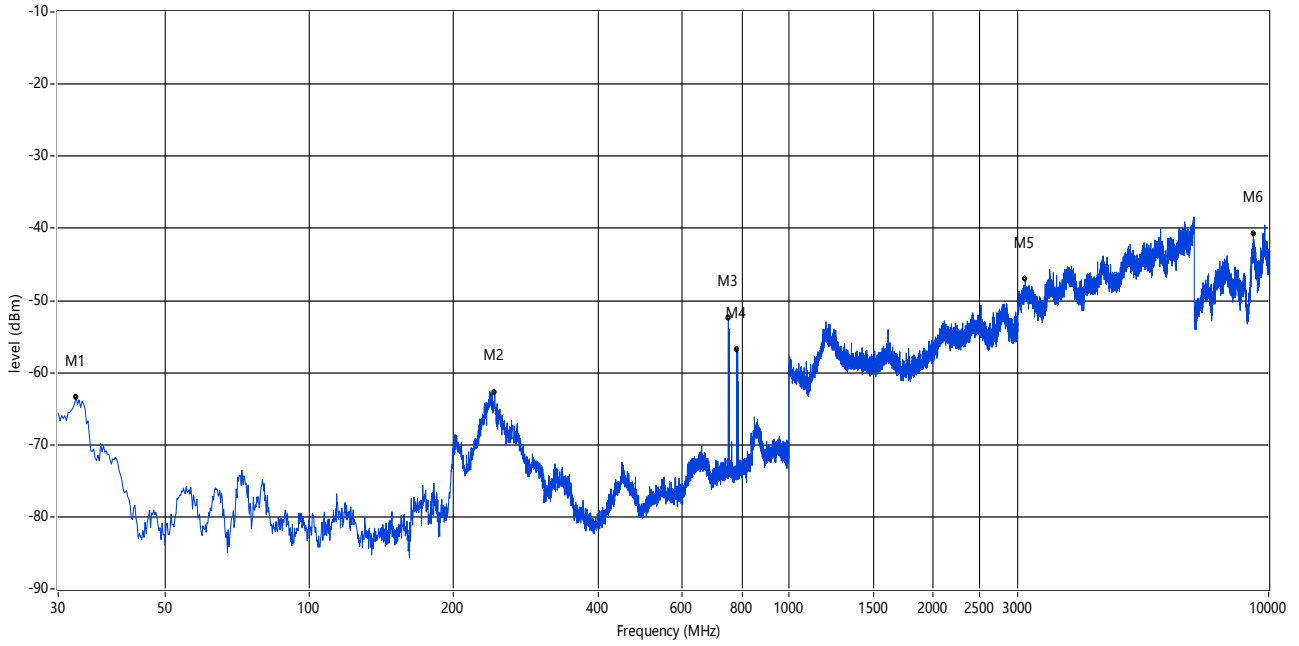
RSE Test case\_CE FCC\_FCC PART22&24&27\_FCC LTE B5&12&13&25&26



Frequency (MHz)	Result (dBm)	Factor (dB)	PK Limit (dBm)	Margin (dB)	Table (o)	ANT	EUT	Verdict
241.892	-61.38	-4.90	-13.0	48.38	167.00	Horizontal	Horizontal	Pass
751.319	-53.30	-2.24	-13.0	40.30	65.00	Horizontal	Horizontal	N.A
782.259	-65.94	-1.97	-13.0	52.94	57.00	Horizontal	Horizontal	N.A
3147.963	-47.28	10.12	-13.0	34.28	52.00	Horizontal	Horizontal	Pass
5562.359	-41.09	15.63	-13.0	28.09	75.00	Horizontal	Horizontal	Pass
9295.676	-40.92	12.87	-13.0	27.92	70.00	Horizontal	Horizontal	Pass

## RSE-V 10wid

RSE Test case\_CE FCC\_FCC PART22&24&27\_FCC LTE B5&12&13&25&26



Frequency (MHz)	Result (dBm)	Factor (dB)	PK Limit (dBm)	Margin (dB)	Table (o)	ANT	EUT	Verdict
32.667	-63.46	-12.88	-13.0	50.46	275.00	Vertical	Horizontal	Pass
243.589	-62.74	-5.34	-13.0	49.74	63.00	Vertical	Horizontal	Pass
751.863	-52.46	-2.01	-13.0	39.46	170.00	Vertical	Horizontal	N.A
782.653	-56.81	-2.17	-13.0	43.81	262.00	Vertical	Horizontal	N.A
3109.973	-46.96	10.25	-13.0	33.96	359.00	Vertical	Horizontal	Pass
9292.927	-40.73	12.82	-13.0	27.73	267.00	Vertical	Horizontal	Pass

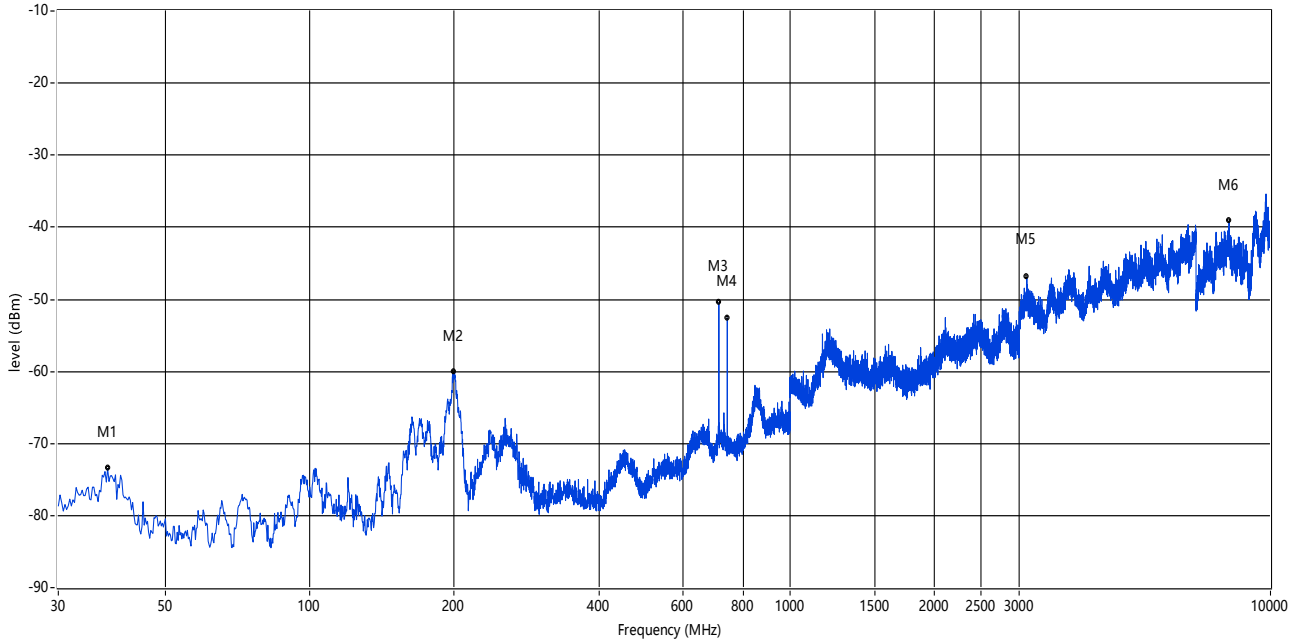


## 17 LTE Band 17

### 17.1 LTE Band 17 Bandwidth 5MHz, Middle Channel

#### RSE-H 5wid

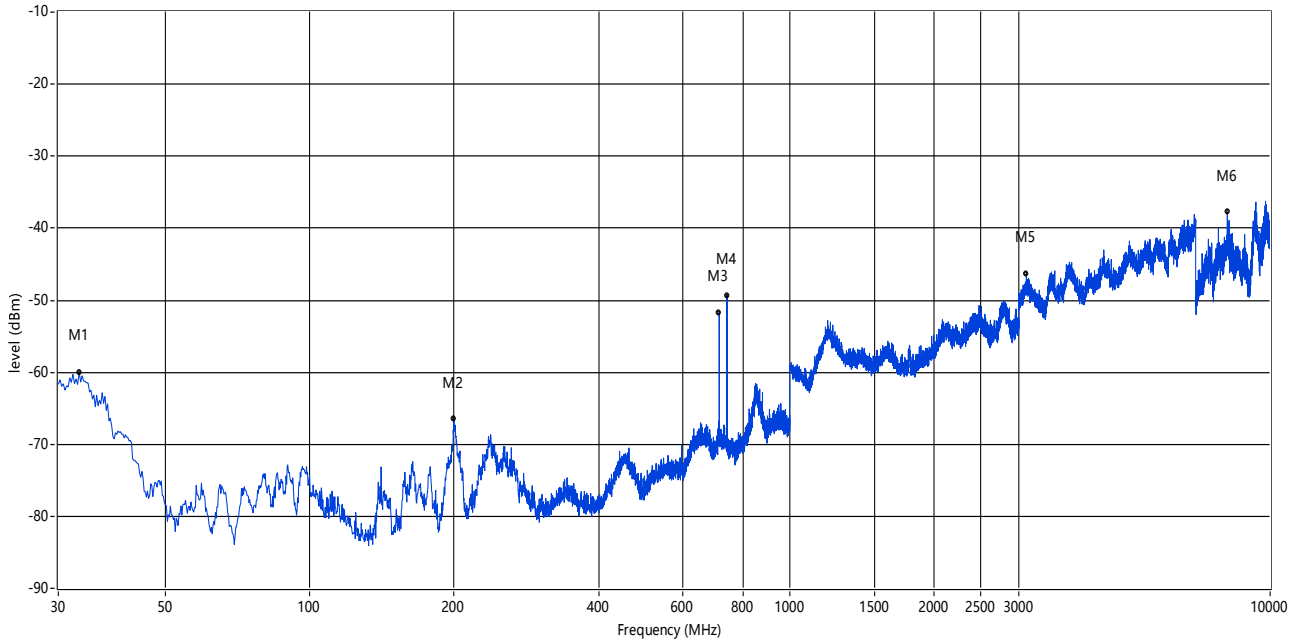
RSE Test case\_CE FCC\_FCC PART22&24&27\_FCC LTE B17



Frequency (MHz)	Result (dBm)	Factor (dB)	PK Limit (dBm)	Margin (dB)	Table (o)	ANT	EUT	Verdict
38.000	-73.50	-11.93	-13.0	60.50	27.00	Horizontal	Horizontal	Pass
199.223	-60.14	-10.67	-13.0	47.14	99.00	Horizontal	Horizontal	Pass
711.012	-50.49	-2.76	-13.0	37.49	175.00	Horizontal	Horizontal	N.A
740.347	-52.59	-2.22	-13.0	39.59	121.00	Horizontal	Horizontal	N.A
3110.972	-46.92	10.26	-13.0	33.92	355.00	Horizontal	Horizontal	Pass
8198.700	-39.16	11.84	-13.0	26.16	304.00	Horizontal	Horizontal	Pass

## RSE-V 5wid

RSE Test case\_CE FCC\_FCC PART22&24&27\_FCC LTE B17

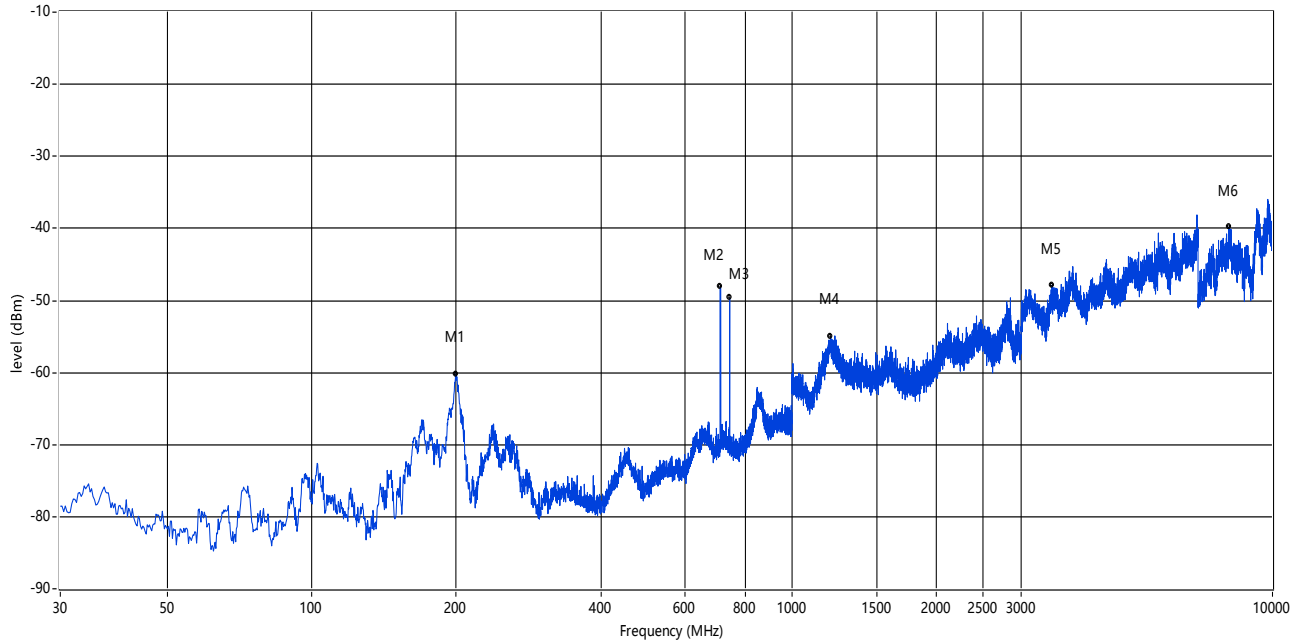


Frequency (MHz)	Result (dBm)	Factor (dB)	PK Limit (dBm)	Margin (dB)	Table (o)	ANT	EUT	Verdict
33.152	-60.05	-12.77	-13.0	47.05	114.00	Vertical	Horizontal	Pass
199.950	-66.52	-9.99	-13.0	53.52	125.00	Vertical	Horizontal	Pass
710.194	-51.70	-2.73	-13.0	38.70	245.00	Vertical	Horizontal	N.A
740.105	-49.33	-2.23	-13.0	36.33	70.00	Vertical	Horizontal	N.A
3108.973	-46.40	10.25	-13.0	33.40	68.00	Vertical	Horizontal	Pass
8146.463	-37.81	11.39	-13.0	24.81	58.00	Vertical	Horizontal	Pass

## 17.2 LTE Band 17 Bandwidth 10MHz, Middle Channel

RSE-H 10wid

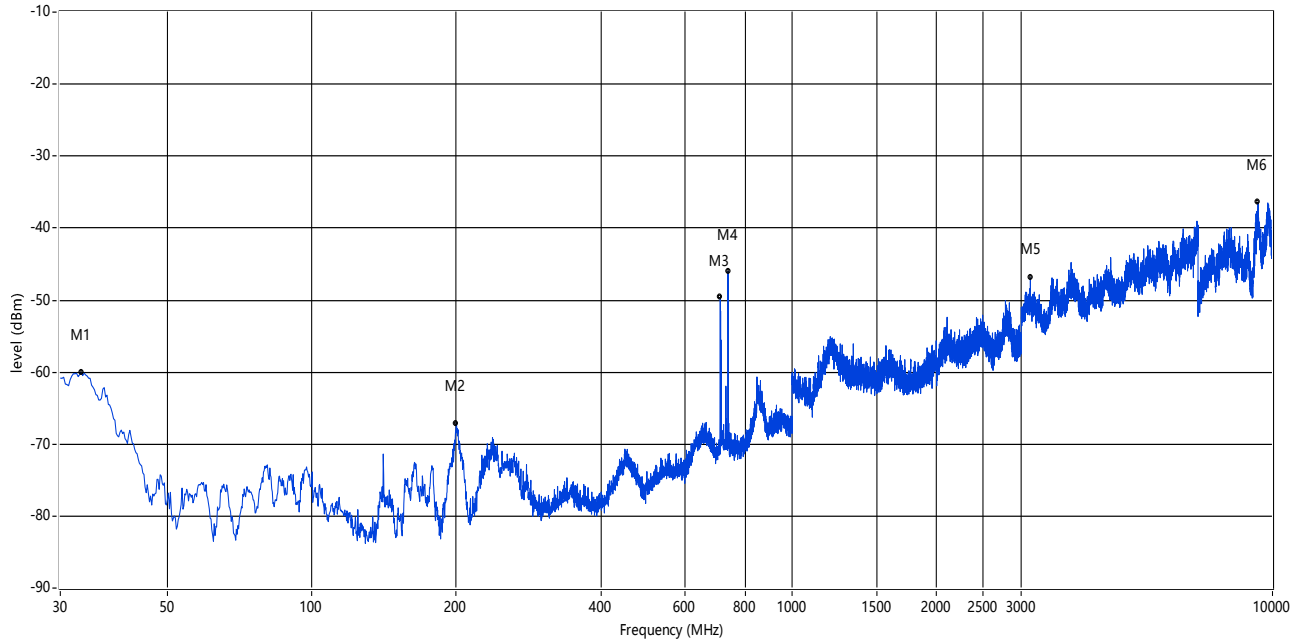
RSE Test case\_CE FCC\_FCC PART22&24&27\_FCC LTE B17



Frequency (MHz)	Result (dBm)	Factor (dB)	PK Limit (dBm)	Margin (dB)	Table (o)	ANT	EUT	Verdict
199.465	-60.23	-10.44	-13.0	47.23	298.00	Horizontal	Horizontal	Pass
709.073	-48.10	-2.81	-13.0	35.10	150.00	Horizontal	Horizontal	N.A
741.802	-49.63	-2.18	-13.0	36.63	108.00	Horizontal	Horizontal	N.A
1203.949	-55.04	3.83	-13.0	42.04	266.00	Horizontal	Horizontal	Pass
3476.881	-47.89	9.85	-13.0	34.89	194.00	Horizontal	Horizontal	Pass
8113.472	-39.81	11.11	-13.0	26.81	213.00	Horizontal	Horizontal	Pass

RSE-V 10wid

RSE Test case\_CE FCC\_FCC PART22&24&27\_FCC LTE B17



Frequency (MHz)	Result (dBm)	Factor (dB)	PK Limit (dBm)	Margin (dB)	Table (o)	ANT	EUT	Verdict
33.152	-60.08	-12.77	-13.0	47.08	264.00	Vertical	Horizontal	Pass
200.192	-67.09	-10.04	-13.0	54.09	63.00	Vertical	Horizontal	Pass
709.073	-49.64	-2.81	-13.0	36.64	152.00	Vertical	Horizontal	N.A
740.984	-46.00	-2.25	-13.0	33.00	97.00	Vertical	Horizontal	N.A
3133.967	-46.93	9.98	-13.0	33.93	4.00	Vertical	Horizontal	Pass
9331.417	-36.44	12.68	-13.0	23.44	28.00	Vertical	Horizontal	Pass

## 18 LTE Band 25

### 18.1 LTE Band 25 Bandwidth 1.4MHz, Middle Channel

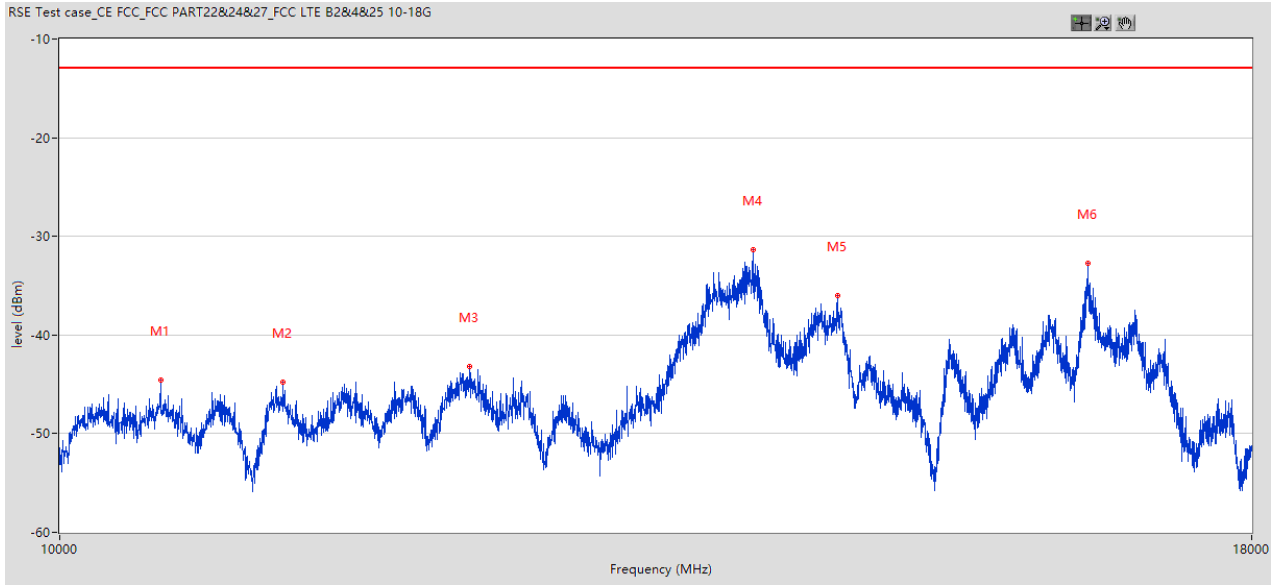
#### RSE-H 1.4wid 30MHz-10GHz MID

RSE Test case\_CE FCC\_FCC PART22&24&27\_FCC PART 24\_1900\_GSM 1900&WCDMA B2&CDMA BC1&LTE B2&25



Frequency (MHz)	Result (dBm)	Factor (dB)	PK Limit (dBm)	Margin (dB)	Table (o)	ANT	EUT	Verdict
80.185	-74.65	-21.01	-13.0	61.65	287.00	Horizontal	Horizontal	Pass
238.740	-55.10	-4.87	-13.0	42.10	228.00	Horizontal	Horizontal	Pass
1206.948	-52.00	3.67	-13.0	39.00	109.00	Horizontal	Horizontal	Pass
1882.279	-50.90	-0.00	-13.0	37.90	72.00	Horizontal	Horizontal	N.A
1961.760	-41.00	0.26	-13.0	28.00	159.00	Horizontal	Horizontal	N.A
9294.426	-36.29	12.85	-13.0	23.29	256.00	Horizontal	Horizontal	Pass

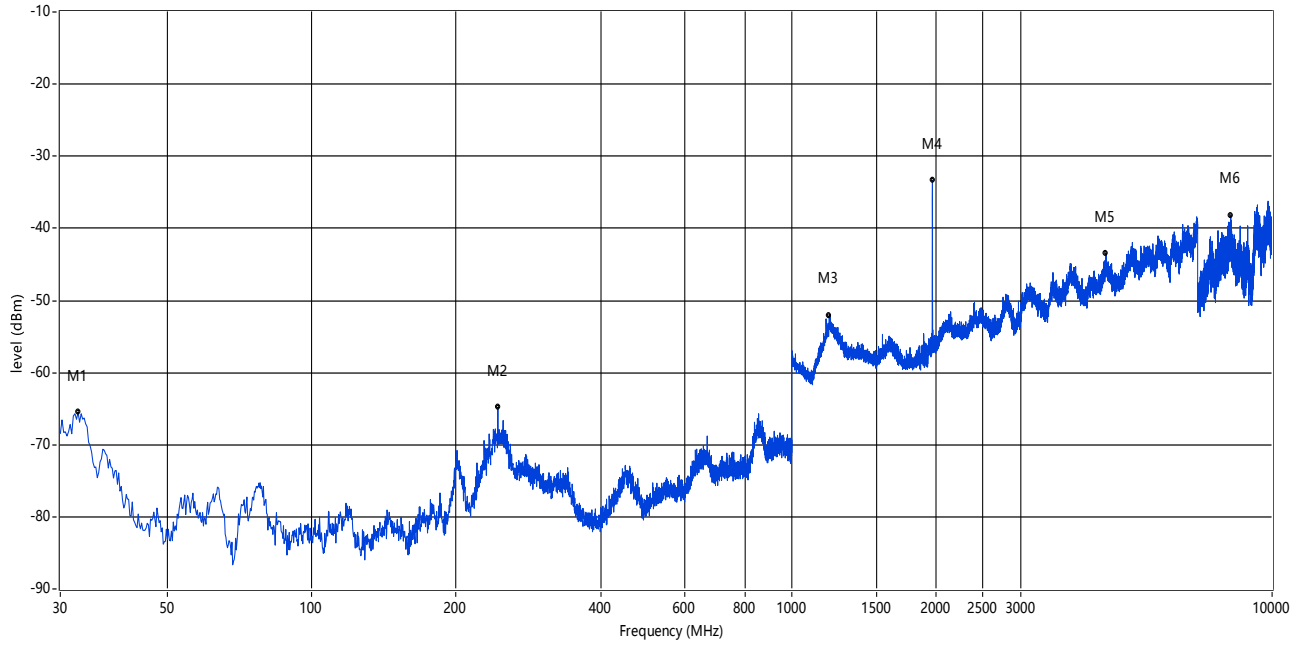
RSE-H 1.4wid 10-18GHz MID



Frequency (MHz)	Result (dBm)	Factor (dB)	PK Limit (dBm)	Margin (dB)	Table (o)	ANT	EUT	Verdict
10509.873	-44.55	18.78	-13.0	31.55	150.00	Horizontal	Horizontal	Pass
11163.709	-44.81	18.39	-13.0	31.81	8.00	Horizontal	Horizontal	Pass
12239.440	-43.19	20.48	-13.0	30.19	237.00	Horizontal	Horizontal	Pass
14074.981	-31.38	32.73	-13.0	18.38	226.00	Horizontal	Horizontal	Pass
14672.832	-36.01	28.59	-13.0	23.01	91.00	Horizontal	Horizontal	Pass
16600.350	-32.69	30.35	-13.0	19.69	59.00	Horizontal	Horizontal	Pass

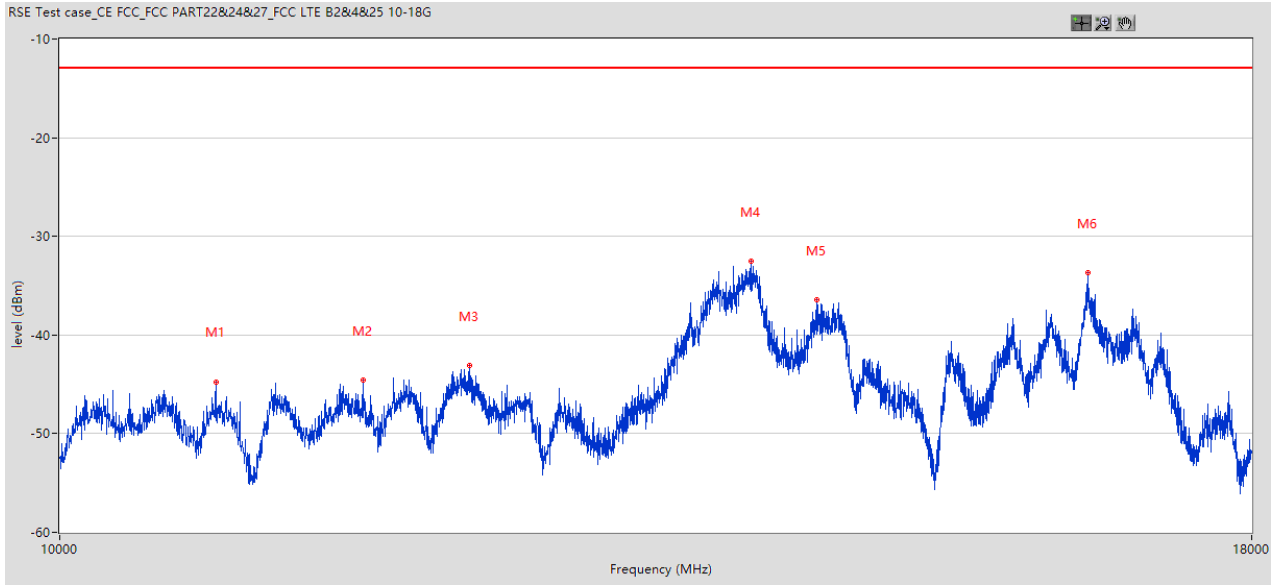
RSE-V 1.4wid 30MHz-10GHz MID

RSE Test case\_CE FCC\_FCC PART22&24&27\_FCC PART 24\_1900\_GSM 1900&WCDMA B2&CDMA BC1&LTE B2&25



Frequency (MHz)	Result (dBm)	Factor (dB)	PK Limit (dBm)	Margin (dB)	Table (o)	ANT	EUT	Verdict
32.667	-65.53	-12.85	-13.0	52.53	187.00	Vertical	Horizontal	Pass
244.316	-64.80	-5.51	-13.0	51.80	2.00	Vertical	Horizontal	Pass
1196.951	-52.06	3.79	-13.0	39.06	56.00	Vertical	Horizontal	Pass
1962.259	-37.95	0.28	-13.0	24.95	344.00	Vertical	Horizontal	N.A
4509.623	-43.46	13.73	-13.0	30.46	78.00	Vertical	Horizontal	Pass
8202.699	-38.19	11.79	-13.0	25.19	5.00	Vertical	Horizontal	Pass

## RSE-V 1.4wid 10-18GHz MID



Frequency (MHz)	Result (dBm)	Factor (dB)	PK Limit (dBm)	Margin (dB)	Table (o)	ANT	EUT	Verdict
10799.800	-44.75	19.20	-13.0	31.75	348.00	Vertical	Horizontal	Pass
11611.597	-44.60	18.00	-13.0	31.60	116.00	Vertical	Horizontal	Pass
12237.441	-43.10	20.49	-13.0	30.10	51.00	Vertical	Horizontal	Pass
14060.985	-32.51	32.71	-13.0	19.51	227.00	Vertical	Horizontal	Pass
14526.868	-36.46	27.43	-13.0	23.46	204.00	Vertical	Horizontal	Pass
16600.350	-33.63	30.35	-13.0	20.63	337.00	Vertical	Horizontal	Pass



## 18.2 LTE Band 25 Bandwidth 3MHz, Middle Channel

### RSE-H 3wid 30MHz-10GHz MID

RSE Test case\_CE FCC\_FCC PART22&24&27\_FCC PART 24\_1900\_GSM 1900&WCDMA B2&CDMA BC1&LTE B2&25



Frequency (MHz)	Result (dBm)	Factor (dB)	PK Limit (dBm)	Margin (dB)	Table (o)	ANT	EUT	Verdict
80.427	-75.97	-20.93	-13.0	62.97	125.00	Horizontal	Horizontal	Pass
239.710	-56.36	-4.48	-13.0	43.36	171.00	Horizontal	Horizontal	Pass
1194.951	-51.96	3.66	-13.0	38.96	19.00	Horizontal	Horizontal	Pass
1881.280	-50.72	-0.01	-13.0	37.72	55.00	Horizontal	Horizontal	N.A
1961.760	-37.24	0.26	-13.0	24.24	32.00	Horizontal	Horizontal	N.A
9333.417	-35.24	12.66	-13.0	22.24	27.00	Horizontal	Horizontal	Pass

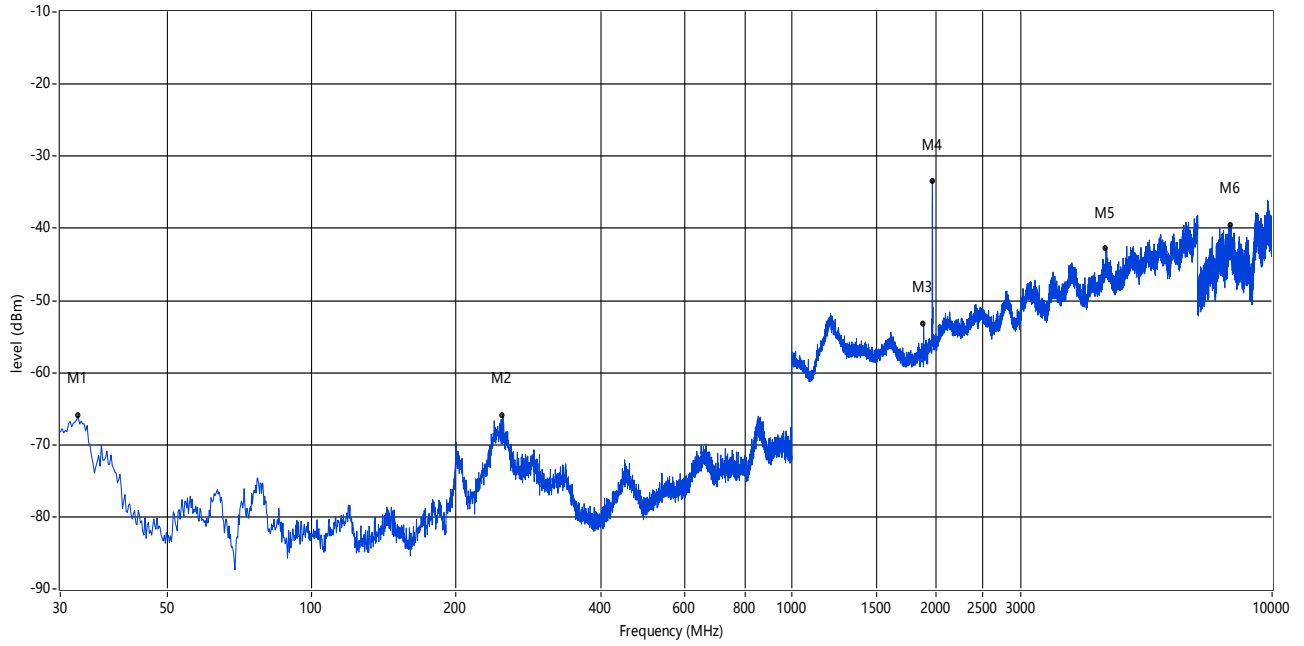
### RSE-H 3wid 10-18GHz MID



Frequency (MHz)	Result (dBm)	Factor (dB)	PK Limit (dBm)	Margin (dB)	Table (o)	ANT	EUT	Verdict
10795.801	-45.64	19.05	-13.0	32.64	135.00	Horizontal	Horizontal	Pass
11499.625	-44.16	20.20	-13.0	31.16	67.00	Horizontal	Horizontal	Pass
12173.457	-41.85	20.37	-13.0	28.85	172.00	Horizontal	Horizontal	Pass
14062.984	-32.55	32.71	-13.0	19.55	128.00	Horizontal	Horizontal	Pass
15972.507	-39.53	24.37	-13.0	26.53	38.00	Horizontal	Horizontal	Pass
16598.350	-34.30	30.20	-13.0	21.30	272.00	Horizontal	Horizontal	Pass

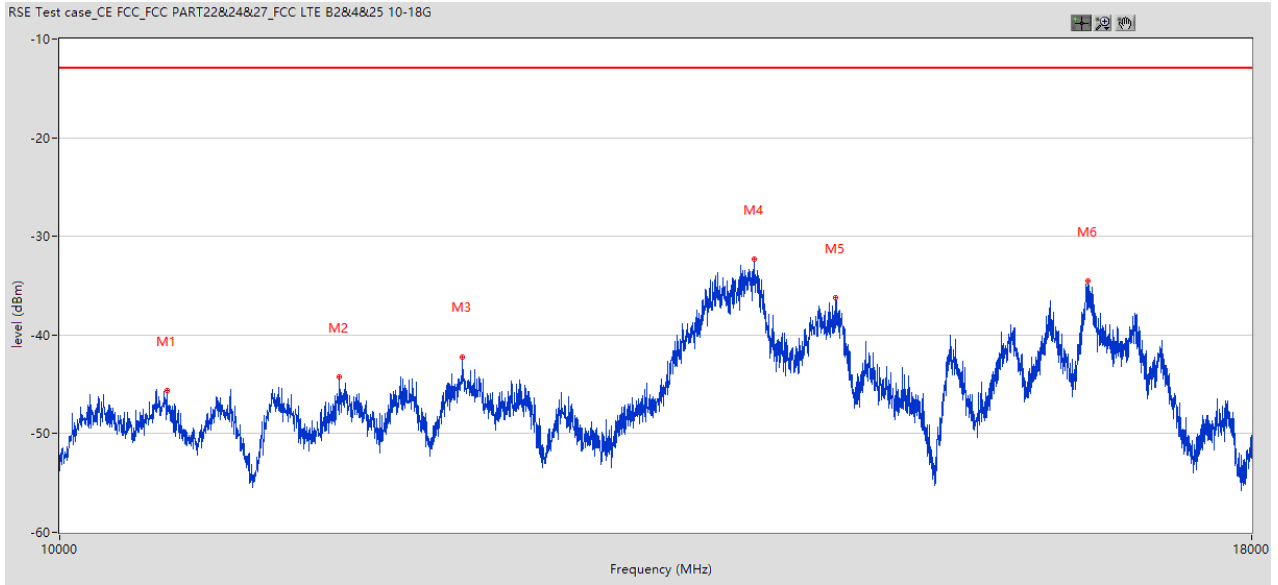
## RSE-V 3wid 30MHz-10GHz MID

RSE Test case\_CE FCC\_FCC PART22&24&27\_FCC PART 24\_1900\_GSM 1900&WCDMA B2&CDMA BC1&LTE B2&25



Frequency (MHz)	Result (dBm)	Factor (dB)	PK Limit (dBm)	Margin (dB)	Table (o)	ANT	EUT	Verdict
32.667	-66.05	-12.85	-13.0	53.05	274.00	Vertical	Horizontal	Pass
250.377	-65.93	-7.06	-13.0	52.93	294.00	Vertical	Horizontal	Pass
1881.780	-53.25	-0.00		40.25	347.00	Vertical	Horizontal	N.A
1961.760	-33.43	0.26	-13.0	20.43	209.00	Vertical	Horizontal	N.A
4511.622	-42.76	13.67	-13.0	29.76	250.00	Vertical	Horizontal	Pass
8209.448	-39.57	11.65	-13.0	26.57	305.00	Vertical	Horizontal	Pass

## RSE-V 3wid 10-18GHz MID



Frequency (MHz)	Result (dBm)	Factor (dB)	PK Limit (dBm)	Margin (dB)	Table (o)	ANT	EUT	Verdict
10543.864	-45.66	18.30	-13.0	32.66	139.00	Vertical	Horizontal	Pass
11479.630	-44.30	19.67	-13.0	31.30	356.00	Vertical	Horizontal	Pass
12197.451	-42.22	20.67	-13.0	29.22	162.00	Vertical	Horizontal	Pass
14084.979	-32.33	32.74	-13.0	19.33	336.00	Vertical	Horizontal	Pass
14660.835	-36.23	28.44	-13.0	23.23	122.00	Vertical	Horizontal	Pass
16600.350	-34.47	30.35	-13.0	21.47	169.00	Vertical	Horizontal	Pass

### 18.3 LTE Band 25 Bandwidth 5MHz, Middle Channel

#### RSE-H 5wid 30MHz-10GHz MID

RSE Test case\_CE FCC\_FCC PART22&24&27\_FCC PART 24\_1900\_GSM 1900&WCDMA B2&CDMA BC1&LTE B2&25



Frequency (MHz)	Result (dBm)	Factor (dB)	PK Limit (dBm)	Margin (dB)	Table (o)	ANT	EUT	Verdict
82.367	-75.04	-20.22	-13.0	62.04	112.00	Horizontal	Horizontal	Pass
234.861	-56.86	-6.40	-13.0	43.86	300.00	Horizontal	Horizontal	Pass
661.312	-66.26	-0.90	-13.0	53.26	202.00	Horizontal	Horizontal	Pass
1882.280	-48.89	-0.01	-13.0	35.89	136.00	Horizontal	Horizontal	N.A
1963.259	-36.77	0.31	-13.0	23.77	72.00	Horizontal	Horizontal	N.A
9750.312	-36.05	13.97	-13.0	23.05	55.00	Horizontal	Horizontal	Pass

## RSE-H 5wid 10-18GHz MID



Frequency (MHz)	Result (dBm)	Factor (dB)	PK Limit (dBm)	Margin (dB)	Table (o)	ANT	EUT	Verdict
10159.960	-44.70	17.98	-13.0	31.70	151.00	Horizontal	Horizontal	Pass
11529.618	-43.66	19.62	-13.0	30.66	57.00	Horizontal	Horizontal	Pass
12245.439	-43.86	20.45	-13.0	30.86	209.00	Horizontal	Horizontal	Pass
13999.000	-31.85	32.59	-13.0	18.85	2.00	Horizontal	Horizontal	Pass
14604.849	-36.18	27.73	-13.0	23.18	170.00	Horizontal	Horizontal	Pass
16602.349	-34.85	30.27	-13.0	21.85	24.00	Horizontal	Horizontal	Pass

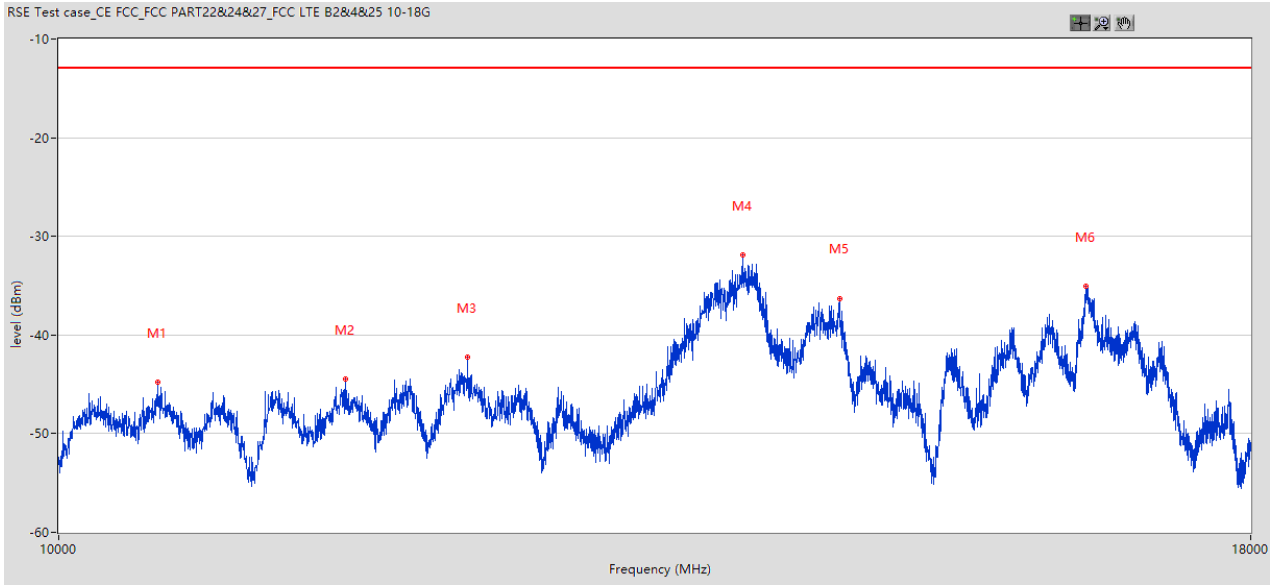
## RSE-V 5wid 30MHz-10GHz MID

RSE Test case\_CE FCC\_FCC PART22&24&27\_FCC PART 24\_1900\_GSM 1900&WCDMA B2&CDMA BC1&LTE B2&25



Frequency (MHz)	Result (dBm)	Factor (dB)	PK Limit (dBm)	Margin (dB)	Table (o)	ANT	EUT	Verdict
32.909	-64.16	-12.80	-13.0	51.16	190.00	Vertical	Horizontal	Pass
70.972	-72.57	-19.45	-13.0	59.57	85.00	Vertical	Horizontal	Pass
244.074	-62.49	-5.44	-13.0	49.49	201.00	Vertical	Horizontal	Pass
1197.451	-52.38	3.82	-13.0	39.38	2.00	Vertical	Horizontal	Pass
1963.759	-33.38	0.33	-13.0	20.38	103.00	Vertical	Horizontal	N.A
8168.958	-39.29	11.58	-13.0	26.29	278.00	Vertical	Horizontal	Pass

## RSE-V 5wid 10-18GHz MID



Frequency (MHz)	Result (dBm)	Factor (dB)	PK Limit (dBm)	Margin (dB)	Table (o)	ANT	EUT	Verdict
10499.875	-44.76	18.92	-13.0	31.76	274.00	Vertical	Horizontal	Pass
11521.620	-44.50	19.78	-13.0	31.50	95.00	Vertical	Horizontal	Pass
12235.441	-42.26	20.50	-13.0	29.26	248.00	Vertical	Horizontal	Pass
14010.997	-31.87	32.64	-13.0	18.87	95.00	Vertical	Horizontal	Pass
14696.826	-36.35	28.89	-13.0	23.35	314.00	Vertical	Horizontal	Pass
16596.351	-35.08	30.02	-13.0	22.08	240.00	Vertical	Horizontal	Pass



## 18.4 LTE Band 25 Bandwidth 10MHz, Middle Channel

RSE-H 10wid 30MHz-10GHz MID

RSE Test case\_CE FCC\_FCC PART22&24&27\_FCC PART 24\_1900\_GSM 1900&WCDMA B2&CDMA BC1&LTE B2&25



Frequency (MHz)	Result (dBm)	Factor (dB)	PK Limit (dBm)	Margin (dB)	Table (o)	ANT	EUT	Verdict
115.581	-73.62	-12.59	-13.0	60.62	73.00	Horizontal	Horizontal	Pass
240.195	-57.08	-4.42	-13.0	44.08	72.00	Horizontal	Horizontal	Pass
1882.279	-47.53	-0.00	-13.0	34.53	215.00	Horizontal	Horizontal	N.A
1963.759	-36.40	0.33	-13.0	23.40	177.00	Horizontal	Horizontal	N.A
5105.474	-41.84	15.54	-13.0	28.84	157.00	Horizontal	Horizontal	Pass
8213.197	-38.83	11.57	-13.0	25.83	236.00	Horizontal	Horizontal	Pass

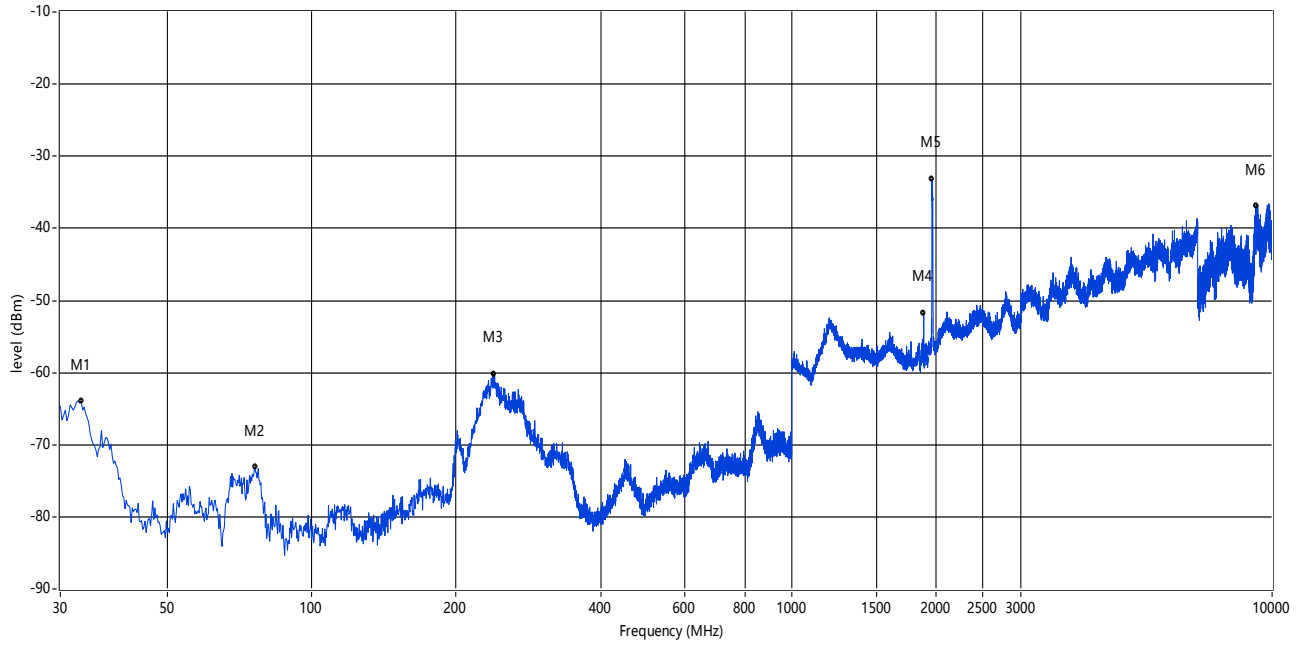
RSE-H 10wid 10-18GHz MID



Frequency (MHz)	Result (dBm)	Factor (dB)	PK Limit (dBm)	Margin (dB)	Table (o)	ANT	EUT	Verdict
10765.809	-45.64	17.93	-13.0	32.64	169.00	Horizontal	Horizontal	Pass
11901.525	-43.65	19.88	-13.0	30.65	306.00	Horizontal	Horizontal	Pass
12183.454	-43.06	20.50	-13.0	30.06	269.00	Horizontal	Horizontal	Pass
14102.974	-32.62	32.56	-13.0	19.62	201.00	Horizontal	Horizontal	Pass
14564.859	-36.31	27.55	-13.0	23.31	123.00	Horizontal	Horizontal	Pass
16608.348	-33.51	30.03	-13.0	20.51	273.00	Horizontal	Horizontal	Pass

## RSE-V 10wid 30MHz-10GHz MID

RSE Test case\_CE FCC\_FCC PART22&24&27\_FCC PART 24\_1900\_GSM 1900&WCDMA B2&CDMA BC1&LTE B2&25



Frequency (MHz)	Result (dBm)	Factor (dB)	PK Limit (dBm)	Margin (dB)	Table (o)	ANT	EUT	Verdict
33.152	-64.02	-12.75	-13.0	51.02	252.00	Vertical	Horizontal	Pass
76.306	-73.16	-21.02	-13.0	60.16	135.00	Vertical	Horizontal	Pass
239.953	-60.31	-4.39	-13.0	47.31	184.00	Vertical	Horizontal	Pass
1882.279	-51.85	-0.00	-13.0	38.85	193.00	Vertical	Horizontal	N.A
1962.260	-33.21	0.20	-13.0	20.21	280.00	Vertical	Horizontal	N.A
9243.439	-36.95	11.89	-13.0	23.95	306.00	Vertical	Horizontal	Pass

RSE-V 10wid 10-18GHz MID



Frequency (MHz)	Result (dBm)	Factor (dB)	PK Limit (dBm)	Margin (dB)	Table (o)	ANT	EUT	Verdict
11105.724	-44.37	19.38	-13.0	31.37	309.00	Vertical	Horizontal	Pass
11519.620	-44.57	19.82	-13.0	31.57	54.00	Vertical	Horizontal	Pass
14048.988	-32.60	32.69	-13.0	19.60	161.00	Vertical	Horizontal	Pass
14666.833	-36.90	28.51	-13.0	23.90	141.00	Vertical	Horizontal	Pass
15512.622	-39.54	21.16	-13.0	26.54	247.00	Vertical	Horizontal	Pass
16586.353	-34.35	29.07	-13.0	21.35	180.00	Vertical	Horizontal	Pass

## 18.5 LTE Band 25 Bandwidth 15MHz, Middle Channel

### RSE-H 15wid 30MHz-10GHz MID

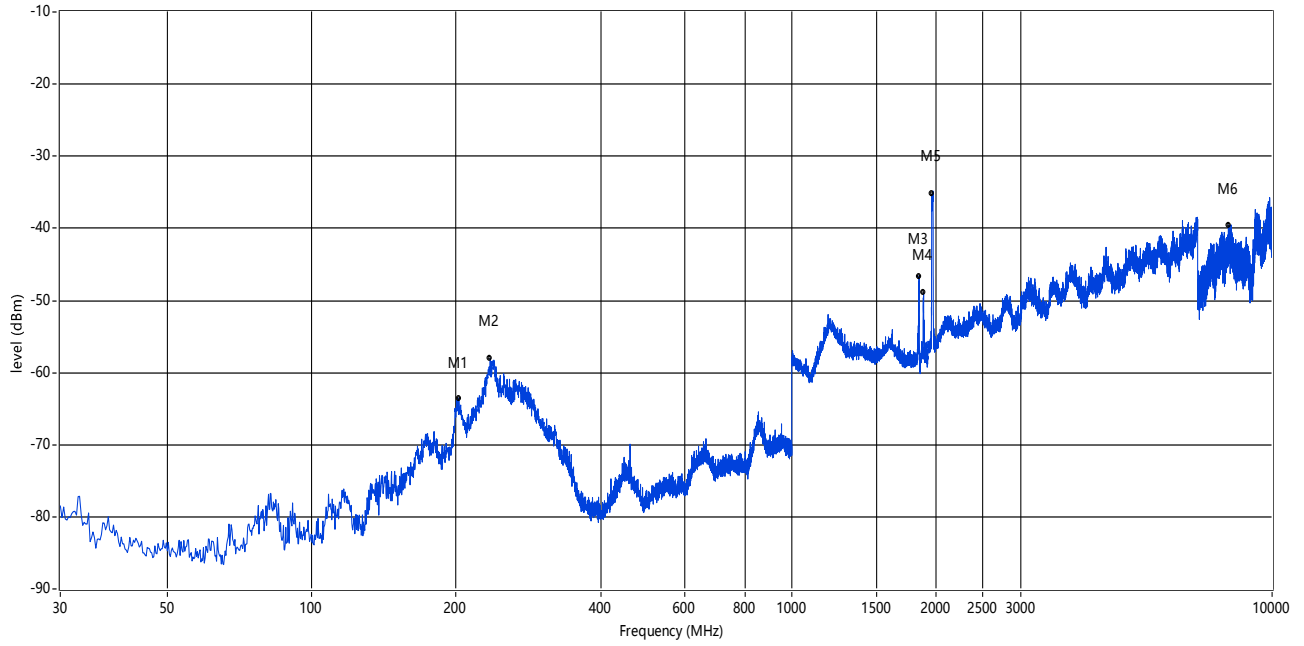
RSE Test case\_CE FCC\_FCC PART22&24&27\_FCC PART 24\_1900\_GSM 1900&WCDMA B2&CDMA BC1&LTE B2&25



Frequency (MHz)	Result (dBm)	Factor (dB)	PK Limit (dBm)	Margin (dB)	Table (o)	ANT	EUT	Verdict
202.617	-63.56	-11.33	-13.0	50.56	3.00	Horizontal	Horizontal	Pass
235.589	-58.03	-6.11	-13.0	45.03	269.00	Horizontal	Horizontal	Pass
1840.790	-46.62	-0.20	-13.0	33.62	35.00	Horizontal	Horizontal	Pass
1881.280	-48.95	-0.01	-13.0	35.95	50.00	Horizontal	Horizontal	N.A

RSE-H 15wid 10-18GHz MID

RSE Test case\_CE FCC\_FCC PART22&24&27\_FCC PART 24\_1900\_GSM 1900&WCDMA B2&CDMA BC1&LTE B2&25



Frequency (MHz)	Result (dBm)	Factor (dB)	PK Limit (dBm)	Margin (dB)	Table (o)	ANT	EUT	Verdict
202.617	-63.56	-11.33	-13.0	50.56	3.00	Horizontal	Horizontal	Pass
235.589	-58.03	-6.11	-13.0	45.03	269.00	Horizontal	Horizontal	Pass
1840.790	-46.62	-0.20	-13.0	33.62	35.00	Horizontal	Horizontal	Pass
1881.280	-48.95	-0.01	-13.0	35.95	50.00	Horizontal	Horizontal	N.A

## RSE-V 15wid 30MHz-10GHz MID

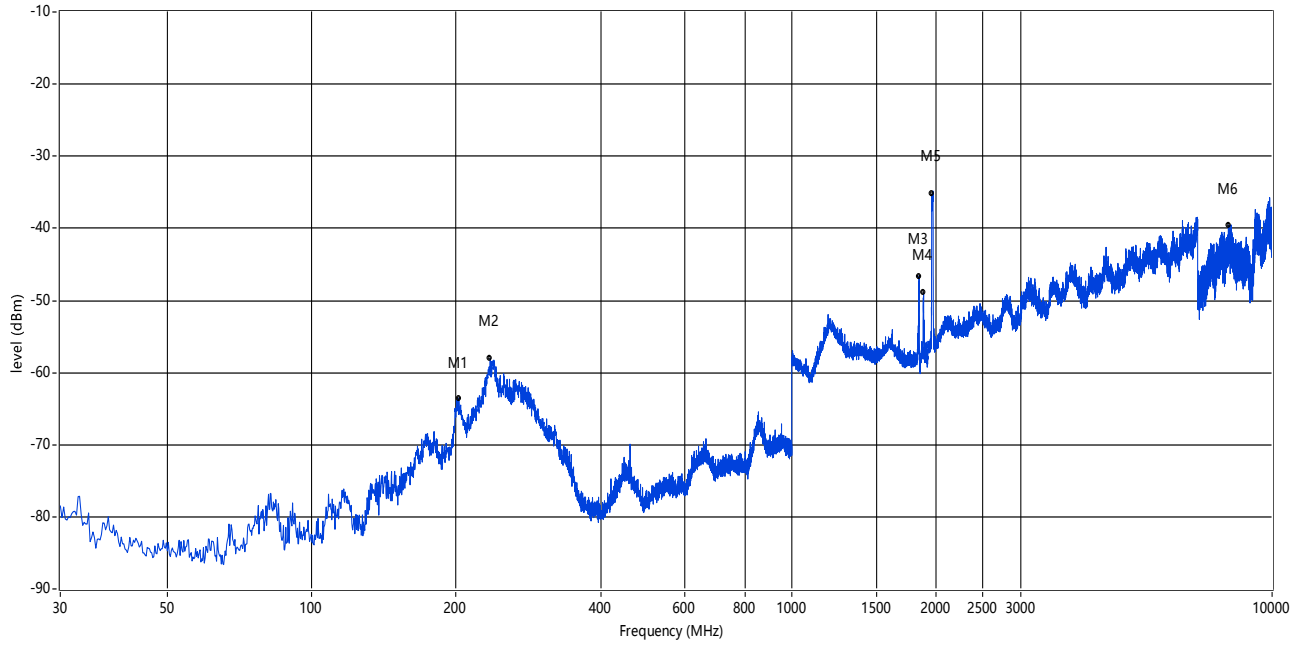
RSE Test case\_CE FCC\_FCC PART22&24&27\_FCC PART 24\_1900\_GSM 1900&WCDMA B2&CDMA BC1&LTE B2&25



Frequency (MHz)	Result (dBm)	Factor (dB)	PK Limit (dBm)	Margin (dB)	Table (o)	ANT	EUT	Verdict
202.617	-63.56	-11.33	-13.0	50.56	3.00	Horizontal	Horizontal	Pass
235.589	-58.03	-6.11	-13.0	45.03	269.00	Horizontal	Horizontal	Pass
1840.790	-46.62	-0.20	-13.0	33.62	35.00	Horizontal	Horizontal	Pass
1881.280	-48.95	-0.01	-13.0	35.95	50.00	Horizontal	Horizontal	N.A

RSE-V 15wid 10-18GHz MID

RSE Test case\_CE FCC\_FCC PART22&24&27\_FCC PART 24\_1900\_GSM 1900&WCDMA B2&CDMA BC1&LTE B2&25



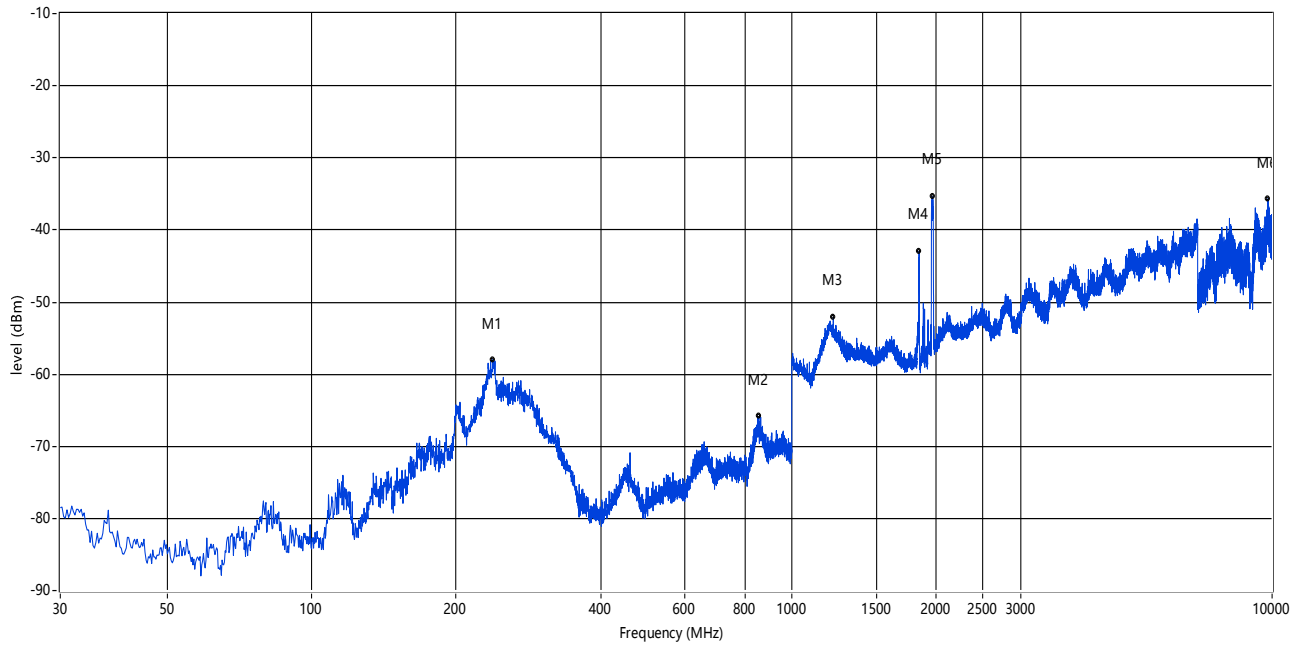
Frequency (MHz)	Result (dBm)	Factor (dB)	PK Limit (dBm)	Margin (dB)	Table (o)	ANT	EUT	Verdict
202.617	-63.56	-11.33	-13.0	50.56	3.00	Horizontal	Horizontal	Pass
235.589	-58.03	-6.11	-13.0	45.03	269.00	Horizontal	Horizontal	Pass
1840.790	-46.62	-0.20	-13.0	33.62	35.00	Horizontal	Horizontal	Pass
1881.280	-48.95	-0.01	-13.0	35.95	50.00	Horizontal	Horizontal	N.A



## 18.6 LTE Band 25 Bandwidth 20MHz, Middle Channel

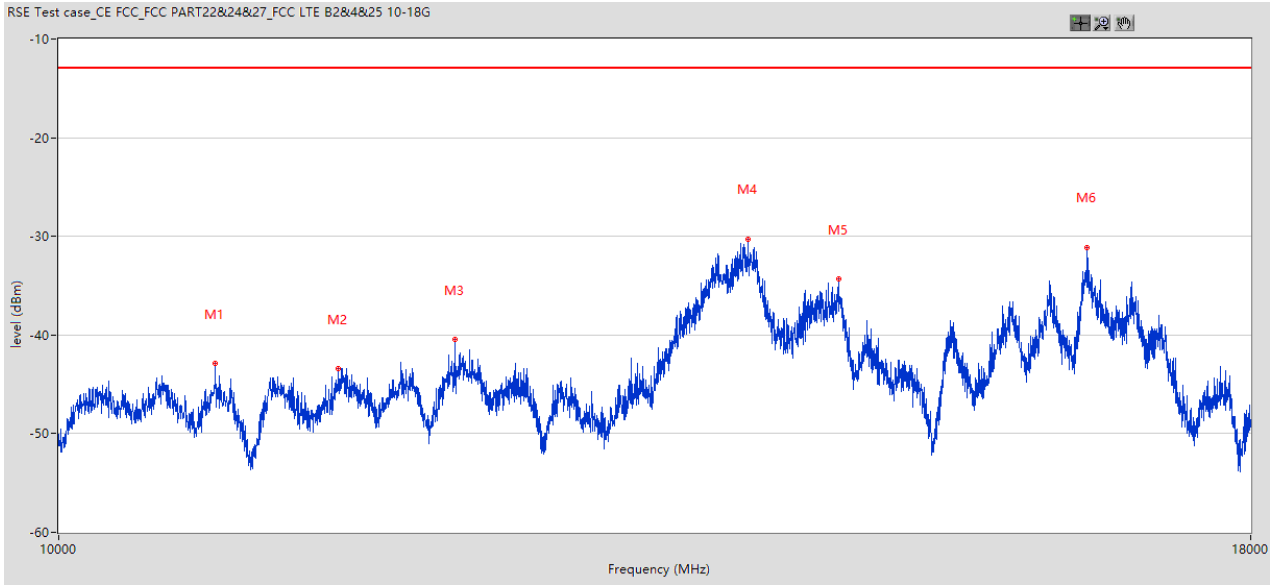
RSE-H 20wid 30MHz-10GHz MID

RSE Test case\_CE FCC\_FCC PART22&24&27\_FCC PART 24\_1900\_GSM 1900&WCDMA B2&CDMA BC1&LTE B2&25



Frequency (MHz)	Result (dBm)	Factor (dB)	PK Limit (dBm)	Margin (dB)	Table (o)	ANT	EUT	Verdict
238.498	-57.98	-4.96	-13.0	44.98	102.00	Horizontal	Horizontal	Pass
854.051	-65.85	3.66	-13.0	52.85	343.00	Horizontal	Horizontal	Pass
1220.445	-52.07	2.97	-13.0	39.07	316.00	Horizontal	Horizontal	Pass
1882.790	-42.94	-0.20	-13.0	29.94	187.00	Horizontal	Horizontal	N.A

RSE-H 20wid 10-18GHz MID



Frequency (MHz)	Result (dBm)	Factor (dB)	PK Limit (dBm)	Margin (dB)	Table (o)	ANT	EUT	Verdict
10803.799	-42.86	19.16	-13.0	29.86	199.00	Horizontal	Horizontal	Pass
11477.631	-43.37	19.62	-13.0	30.37	217.00	Horizontal	Horizontal	Pass
12155.461	-40.40	20.15	-13.0	27.40	89.00	Horizontal	Horizontal	Pass
14046.988	-30.33	32.69	-13.0	17.33	118.00	Horizontal	Horizontal	Pass
14690.827	-34.34	28.81	-13.0	21.34	124.00	Horizontal	Horizontal	Pass
16602.349	-31.14	30.27	-13.0	18.14	244.00	Horizontal	Horizontal	Pass

## RSE-V 20wid 30MHz-10GHz MID

RSE Test case\_CE FCC\_FCC PART22&24&27\_FCC PART 24\_1900\_GSM 1900&WCDMA B2&CDMA BC1&LTE B2&25



Frequency (MHz)	Result (dBm)	Factor (dB)	PK Limit (dBm)	Margin (dB)	Table (o)	ANT	EUT	Verdict
32.667	-63.48	-12.85	-13.0	50.48	179.00	Vertical	Horizontal	Pass
75.336	-72.14	-21.00	-13.0	59.14	15.00	Vertical	Horizontal	Pass
239.225	-59.73	-4.68	-13.0	46.73	141.00	Vertical	Horizontal	Pass
1882.290	-43.83	-0.28	-13.0	30.83	199.00	Vertical	Horizontal	N.A

RSE-V 20wid 10-18GHz MID



Frequency (MHz)	Result (dBm)	Factor (dB)	PK Limit (dBm)	Margin (dB)	Table (o)	ANT	EUT	Verdict
10801.800	-43.57	19.18	-13.0	30.57	299.00	Vertical	Horizontal	Pass
11889.528	-42.49	19.84	-13.0	29.49	338.00	Vertical	Horizontal	Pass
12485.379	-41.77	19.13	-13.0	28.77	120.00	Vertical	Horizontal	Pass
14016.996	-30.98	32.64	-13.0	17.98	196.00	Vertical	Horizontal	Pass
14670.832	-34.88	28.56	-13.0	21.88	162.00	Vertical	Horizontal	Pass
16600.350	-32.62	30.35	-13.0	19.62	272.00	Vertical	Horizontal	Pass

## 19 LTE Band 41

### 19.1 LTE Band 41 Bandwidth 5MHz, Middle Channel

#### RSE-H 5wid 30MHz-10GHz MID

RSE Test case\_CE FCC\_FCC PART2&24&27\_FCC LTE B41



Frequency (MHz)	Result (dBm)	Factor (dB)	PK Limit (dBm)	Margin (dB)	Table (o)	ANT	EUT	Verdict
96.428	-71.56	-13.56	-25.0	46.56	77.00	Horizontal	Horizontal	Pass
200.192	-61.64	-9.14	-25.0	36.64	101.00	Horizontal	Horizontal	Pass
847.021	-60.25	5.23	-25.0	35.25	8.00	Horizontal	Horizontal	Pass
2605.099	-36.83	8.58	-25.0	11.83	156.00	Horizontal	Horizontal	N.A
3831.792	-45.18	11.96	-25.0	20.18	73.00	Horizontal	Horizontal	Pass
9323.669	-36.64	12.75	-25.0	11.64	333.00	Horizontal	Horizontal	Pass

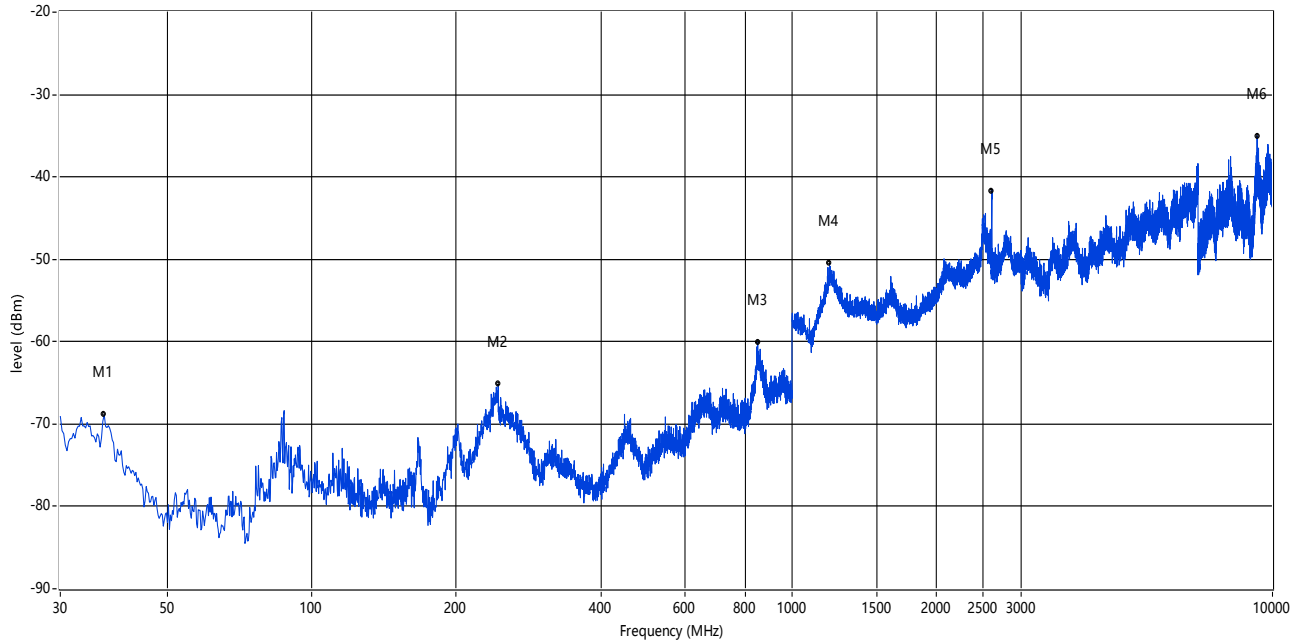
RSE-H 5wid 10-18GHz MID



Frequency (MHz)	Result (dBm)	Factor (dB)	PK Limit (dBm)	Margin (dB)	Table (o)	ANT	EUT	Verdict
11115.721	-46.75	19.21	-25.0	21.75	28.00	Horizontal	Horizontal	Pass
12287.428	-45.11	20.21	-25.0	20.11	318.00	Horizontal	Horizontal	Pass
14080.980	-35.07	32.74	-25.0	10.07	91.00	Horizontal	Horizontal	Pass
14592.852	-39.48	27.65	-25.0	14.48	81.00	Horizontal	Horizontal	Pass
16310.422	-40.66	26.71	-25.0	15.66	92.00	Horizontal	Horizontal	Pass
16598.350	-35.54	30.20	-25.0	10.54	184.00	Horizontal	Horizontal	Pass

RSE-V 5wid 30MHz-10GHz MID

RSE Test case\_CE FCC\_FCC PART22&24&27\_FCC LTE B41



Frequency (MHz)	Result (dBm)	Factor (dB)	PK Limit (dBm)	Margin (dB)	Table (o)	ANT	EUT	Verdict
37.031	-68.86	-11.73	-25.0	43.86	262.20	Vertical	Horizontal	Pass
244.559	-65.18	-4.81	-25.0	40.18	297.80	Vertical	Horizontal	Pass
848.233	-60.12	5.39	-25.0	35.12	249.30	Vertical	Horizontal	Pass
1196.951	-50.52	5.73	-25.0	25.52	96.90	Vertical	Horizontal	Pass
2605.599	-41.78	8.58	-25.0	16.78	175.80	Vertical	Horizontal	N.A
9290.677	-35.03	12.78	-25.0	10.03	291.00	Vertical	Horizontal	Pass

RSE-V 5wid 10-18GHz MID



Frequency (MHz)	Result (dBm)	Factor (dB)	PK Limit (dBm)	Margin (dB)	Table (o)	ANT	EUT	Verdict
11097.726	-47.09	19.31	-25.0	22.09	323.00	Vertical	Horizontal	Pass
11533.617	-47.43	19.54	-25.0	22.43	210.00	Vertical	Horizontal	Pass
12209.448	-45.99	20.65	-25.0	20.99	61.00	Vertical	Horizontal	Pass
14098.975	-35.30	32.76	-25.0	10.30	165.00	Vertical	Horizontal	Pass
14696.826	-39.90	28.89	-25.0	14.90	274.00	Vertical	Horizontal	Pass
16598.350	-36.70	30.20	-25.0	11.70	137.00	Vertical	Horizontal	Pass



## 19.2 LTE Band 41 Bandwidth 10MHz, Middle Channel

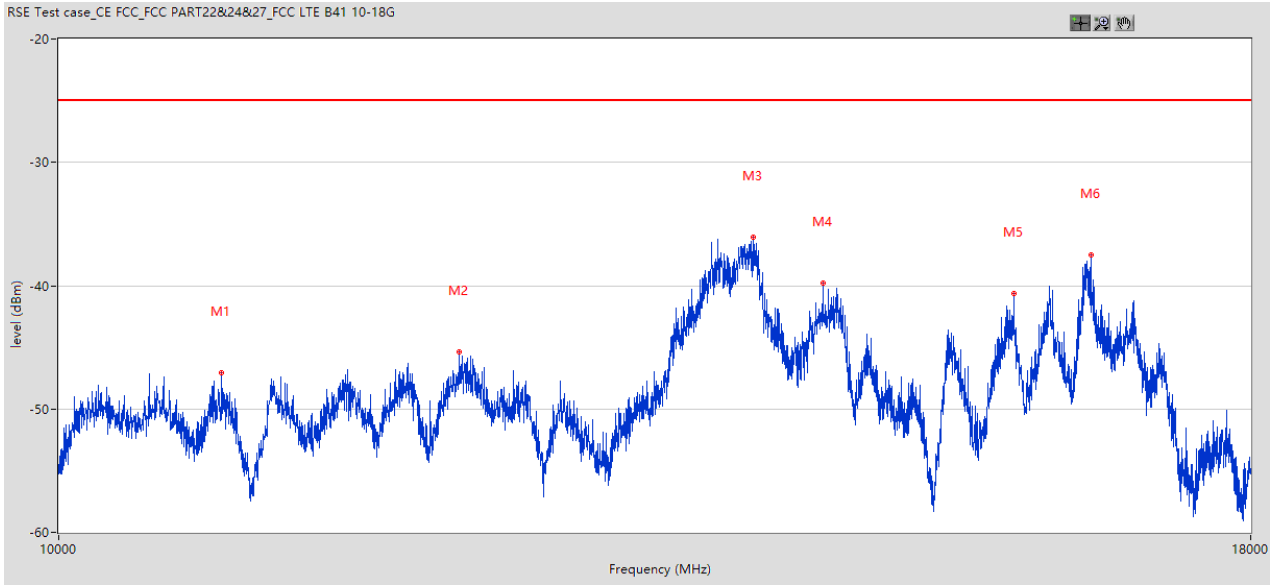
### RSE-H 10wid 30MHz-10GHz MID

RSE Test case\_CE FCC\_FCC PART2&24&27\_FCC LTE B41



Frequency (MHz)	Result (dBm)	Factor (dB)	PK Limit (dBm)	Margin (dB)	Table (o)	ANT	EUT	Verdict
200.920	-63.40	-9.55	-25.0	38.40	145.00	Horizontal	Horizontal	Pass
449.905	-69.67	-3.05	-25.0	44.67	104.00	Horizontal	Horizontal	Pass
847.991	-61.04	5.36	-25.0	36.04	289.00	Horizontal	Horizontal	Pass
1202.449	-49.46	5.83	-25.0	24.46	194.00	Horizontal	Horizontal	Pass
2604.099	-37.94	8.59	-25.0	12.94	172.00	Horizontal	Horizontal	N.A
8039.240	-39.06	9.46	-25.0	14.06	148.00	Horizontal	Horizontal	Pass

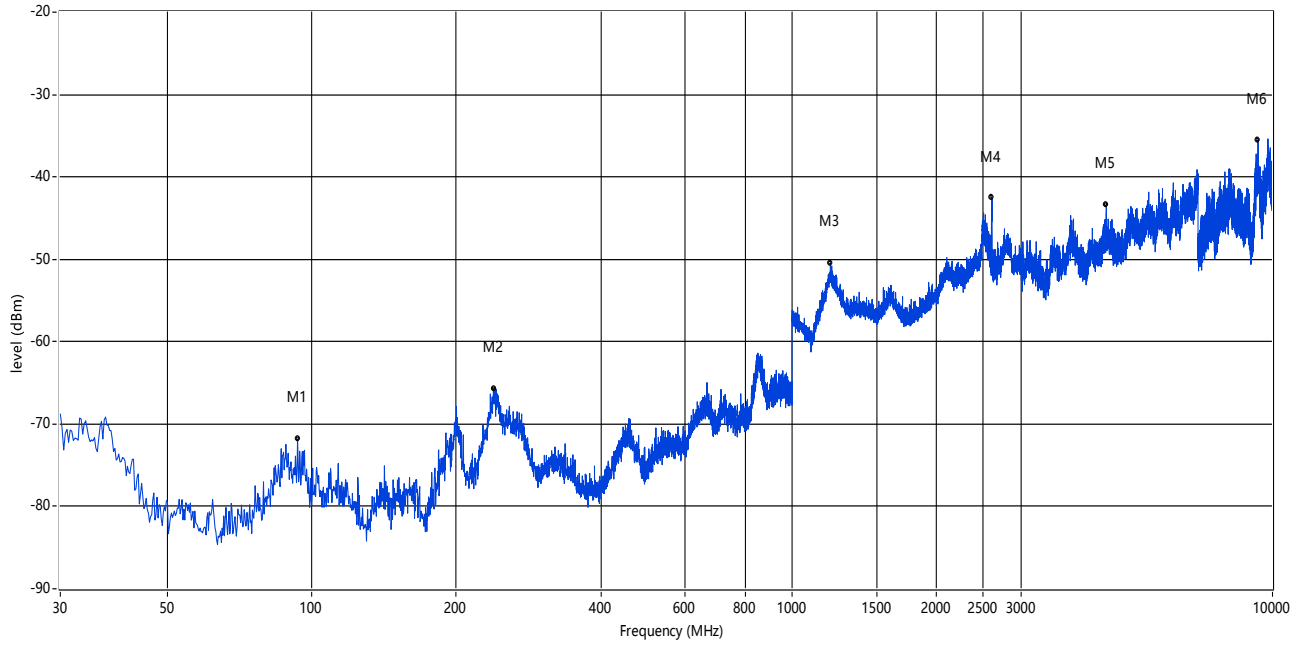
RSE-H 10wid 10-18GHz MID



Frequency (MHz)	Result (dBm)	Factor (dB)	PK Limit (dBm)	Margin (dB)	Table (o)	ANT	EUT	Verdict
10835.791	-47.07	18.73	-25.0	22.07	250.00	Horizontal	Horizontal	Pass
12185.454	-45.37	20.52	-25.0	20.37	215.00	Horizontal	Horizontal	Pass
14084.979	-36.09	32.74	-25.0	11.09	72.00	Horizontal	Horizontal	Pass
14574.856	-39.81	27.59	-25.0	14.81	240.00	Horizontal	Horizontal	Pass
16018.495	-40.60	24.16	-25.0	15.60	241.00	Horizontal	Horizontal	Pass
16636.341	-37.49	28.94	-25.0	12.49	268.00	Horizontal	Horizontal	Pass

RSE-V 10wid 30MHz-10GHz MID

RSE Test case\_CE FCC\_FCC PART22&24&27\_FCC LTE B41



Frequency (MHz)	Result (dBm)	Factor (dB)	PK Limit (dBm)	Margin (dB)	Table (o)	ANT	EUT	Verdict
93.519	-71.86	-14.61	-25.0	46.86	113.00	Vertical	Horizontal	Pass
239.225	-65.69	-3.88	-25.0	40.69	135.00	Vertical	Horizontal	Pass
1201.950	-50.50	5.85	-25.0	25.50	129.00	Vertical	Horizontal	Pass
2606.598	-42.56	8.57	-25.0	17.56	42.00	Vertical	Horizontal	N.A
4508.623	-43.32	13.78	-25.0	18.32	127.00	Vertical	Horizontal	Pass
9332.667	-35.50	12.67	-25.0	10.50	226.00	Vertical	Horizontal	Pass

RSE-V 10wid 10-18GHz MID

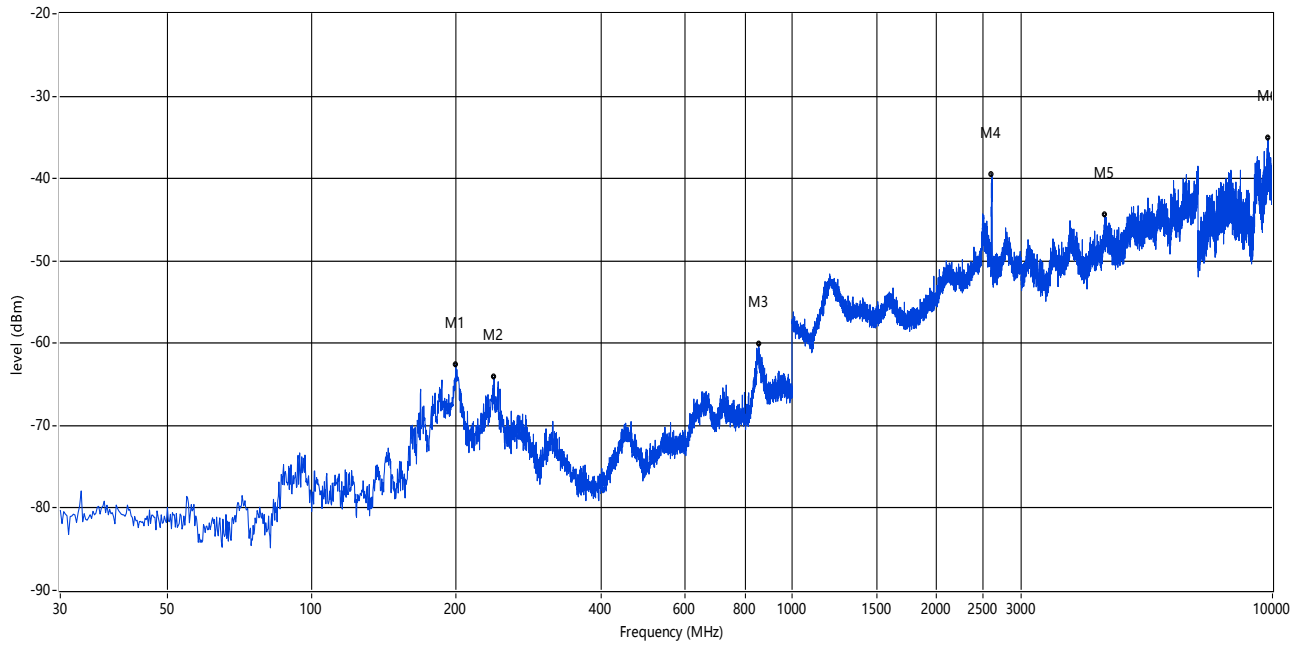


Frequency (MHz)	Result (dBm)	Factor (dB)	PK Limit (dBm)	Margin (dB)	Table (o)	ANT	EUT	Verdict
11103.724	-47.36	19.42	-25.0	22.36	128.00	Vertical	Horizontal	Pass
11785.554	-46.59	18.49	-25.0	21.59	90.00	Vertical	Horizontal	Pass
12175.456	-45.68	20.40	-25.0	20.68	197.00	Vertical	Horizontal	Pass
13995.001	-35.22	32.49	-25.0	10.22	289.00	Vertical	Horizontal	Pass
14712.822	-38.01	27.82	-25.0	13.01	167.00	Vertical	Horizontal	Pass
16604.349	-36.73	30.19	-25.0	11.73	150.00	Vertical	Horizontal	Pass

### 19.3 LTE Band 41 Bandwidth 15MHz, Middle Channel

#### RSE-H 15wid 30MHz-10GHz MID

RSE Test case\_CE FCC\_FCC PART22&24&27\_FCC LTE B41



Frequency (MHz)	Result (dBm)	Factor (dB)	PK Limit (dBm)	Margin (dB)	Table (o)	ANT	EUT	Verdict
199.708	-62.60	-9.30	-25.0	37.60	258.00	Horizontal	Horizontal	Pass
239.953	-64.08	-3.59	-25.0	39.08	106.00	Horizontal	Horizontal	Pass
852.597	-60.16	5.46	-25.0	35.16	188.00	Horizontal	Horizontal	Pass
2605.099	-39.47	8.60	-25.0	14.47	158.00	Horizontal	Horizontal	N.A
4481.630	-44.49	13.18	-25.0	19.49	333.00	Horizontal	Horizontal	Pass
9790.052	-35.10	14.98	-25.0	10.10	227.00	Horizontal	Horizontal	Pass

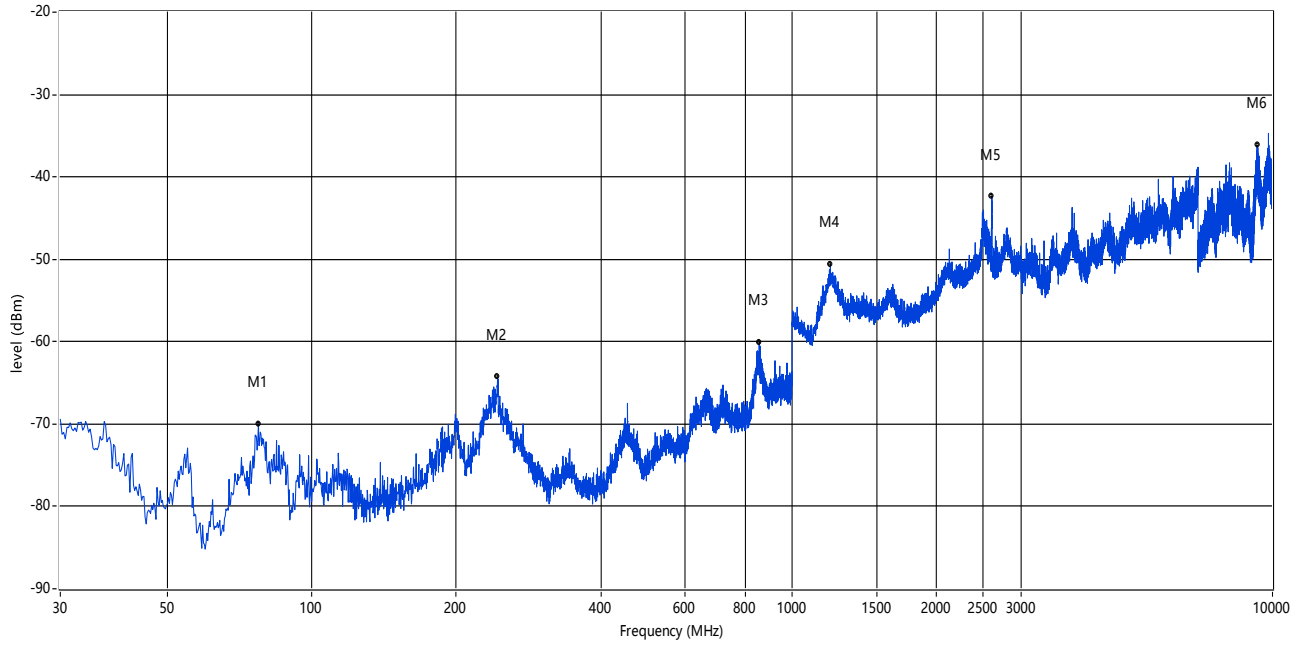
RSE-H 15wid 10-18GHz MID



Frequency (MHz)	Result (dBm)	Factor (dB)	PK Limit (dBm)	Margin (dB)	Table (o)	ANT	EUT	Verdict
11113.722	-45.86	19.25	-25.0	20.86	241.00	Horizontal	Horizontal	Pass
11517.621	-47.15	19.86	-25.0	22.15	15.00	Horizontal	Horizontal	Pass
12217.446	-45.67	20.60	-25.0	20.67	216.00	Horizontal	Horizontal	Pass
14036.991	-35.97	32.67	-25.0	10.97	210.00	Horizontal	Horizontal	Pass
14552.862	-39.54	27.51	-25.0	14.54	184.00	Horizontal	Horizontal	Pass
16602.349	-36.26	30.27	-25.0	11.26	315.00	Horizontal	Horizontal	Pass

RSE-V 15wid 30MHz-10GHz MID

RSE Test case\_CE FCC\_FCC PART22&24&27\_FCC LTE B41



Frequency (MHz)	Result (dBm)	Factor (dB)	PK Limit (dBm)	Margin (dB)	Table (o)	ANT	EUT	Verdict
77.518	-69.97	-20.79	-25.0	44.97	346.00	Vertical	Horizontal	Pass
243.832	-64.32	-4.61	-25.0	39.32	304.00	Vertical	Horizontal	Pass
854.536	-60.14	5.34	-25.0	35.14	169.00	Vertical	Horizontal	Pass
1201.950	-50.56	5.85	-25.0	25.56	329.00	Vertical	Horizontal	Pass
2605.599	-42.33	8.58	-25.0	17.33	185.00	Vertical	Horizontal	N.A
9289.928	-36.18	12.77	-25.0	11.18	76.00	Vertical	Horizontal	Pass

RSE-V 15wid wid 10-18GHz MID



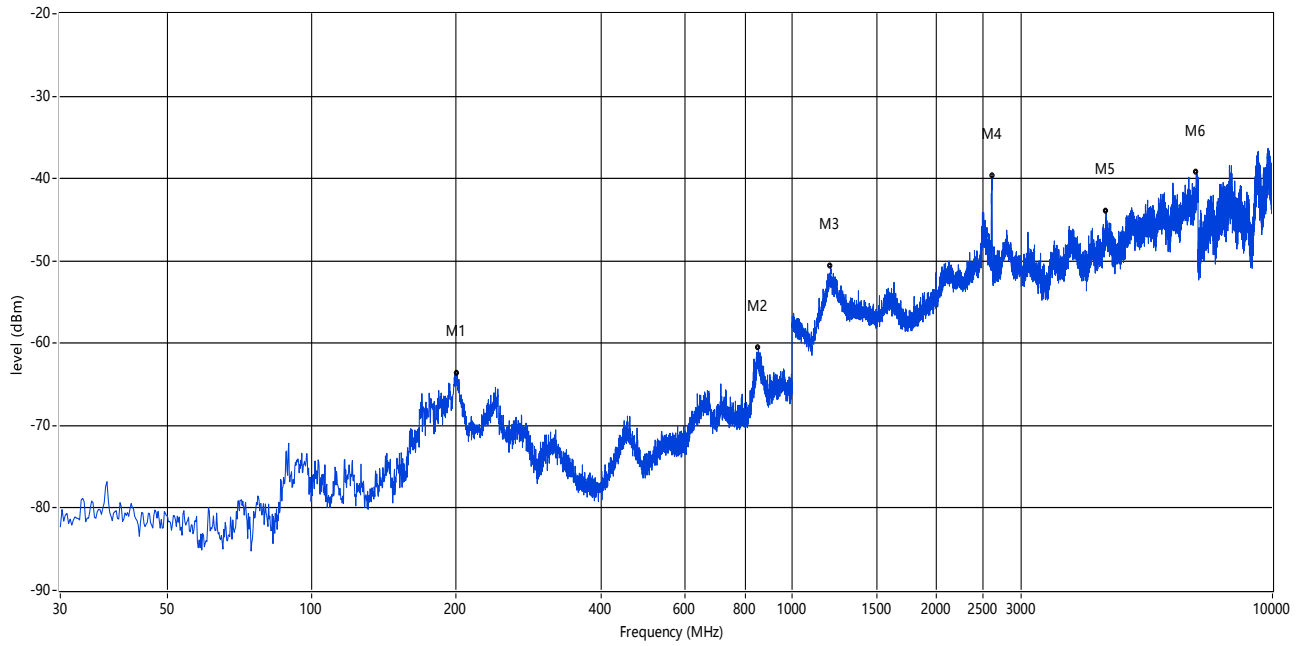
Frequency (MHz)	Result (dBm)	Factor (dB)	PK Limit (dBm)	Margin (dB)	Table (o)	ANT	EUT	Verdict
11185.704	-48.03	18.01	-25.0	23.03	121.00	Vertical	Horizontal	Pass
11885.529	-46.07	19.80	-25.0	21.07	177.00	Vertical	Horizontal	Pass
14076.981	-34.93	32.73	-25.0	9.93	32.00	Vertical	Horizontal	Pass
14690.827	-39.53	28.81	-25.0	14.53	84.00	Vertical	Horizontal	Pass
15506.623	-43.44	21.23	-25.0	18.44	128.00	Vertical	Horizontal	Pass
16600.350	-37.52	30.35	-25.0	12.52	187.00	Vertical	Horizontal	Pass



### 19.4 LTE Band 41 Bandwidth 20MHz, Middle Channel

RSE-H 20wid 30MHz-10GHz MID

RSE Test case\_CE FCC\_FCC PART22&24&27\_FCC LTE B41



Frequency (MHz)	Result (dBm)	Factor (dB)	PK Limit (dBm)	Margin (dB)	Table (o)	ANT	EUT	Verdict
200.920	-63.68	-9.55	-25.0	38.68	107.00	Horizontal	Horizontal	Pass
851.627	-60.60	5.52	-25.0	35.60	204.00	Horizontal	Horizontal	Pass
1203.449	-50.68	5.78	-25.0	25.68	71.00	Horizontal	Horizontal	Pass
2605.098	-39.66	8.54	-25.0	14.66	341.00	Horizontal	Horizontal	N.A
4504.624	-43.93	13.89	-25.0	18.93	224.00	Horizontal	Horizontal	Pass
6942.014	-39.29	20.93	-25.0	14.29	40.00	Horizontal	Horizontal	Pass

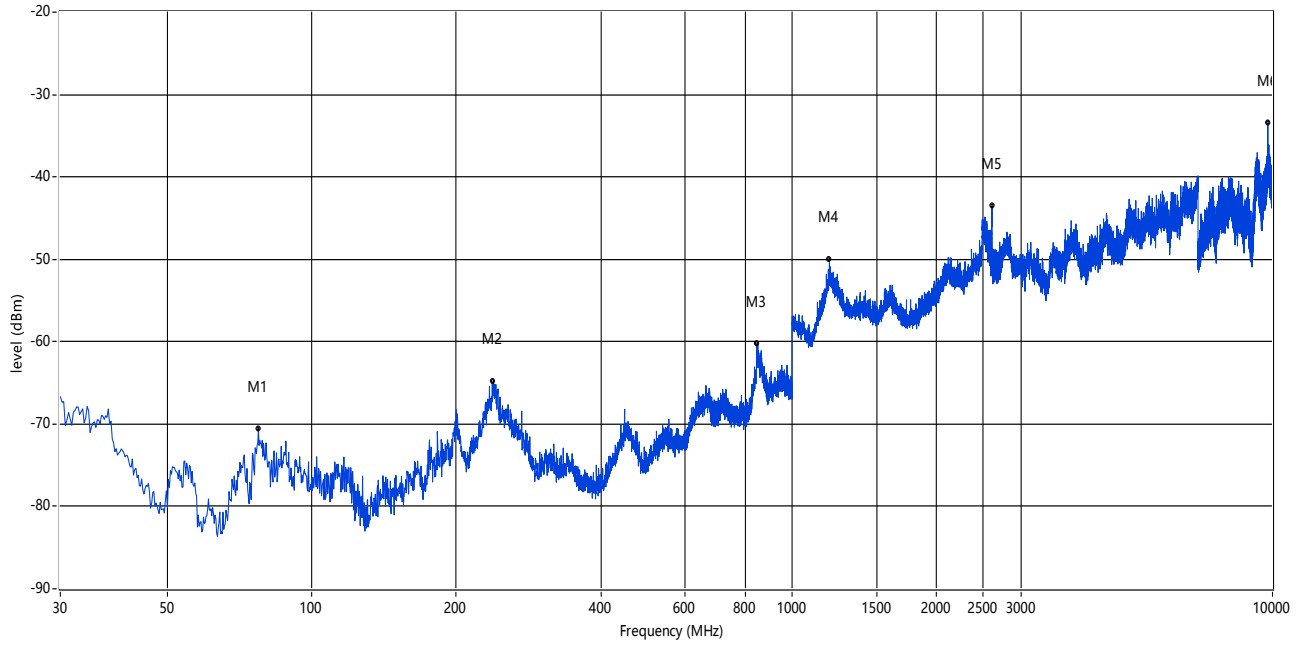
RSE-H 20wid 10-18GHz MID



Frequency (MHz)	Result (dBm)	Factor (dB)	PK Limit (dBm)	Margin (dB)	Table (o)	ANT	EUT	Verdict
11163.709	-46.17	18.39	-25.0	21.17	4.00	Horizontal	Horizontal	Pass
12197.451	-44.97	20.67	-25.0	19.97	35.00	Horizontal	Horizontal	Pass
14108.973	-34.47	32.15	-25.0	9.47	221.00	Horizontal	Horizontal	Pass
14686.828	-39.04	28.76	-25.0	14.04	254.00	Horizontal	Horizontal	Pass
15974.506	-40.02	24.43	-25.0	15.02	255.00	Horizontal	Horizontal	Pass
16598.350	-37.41	30.20	-25.0	12.41	347.00	Horizontal	Horizontal	Pass

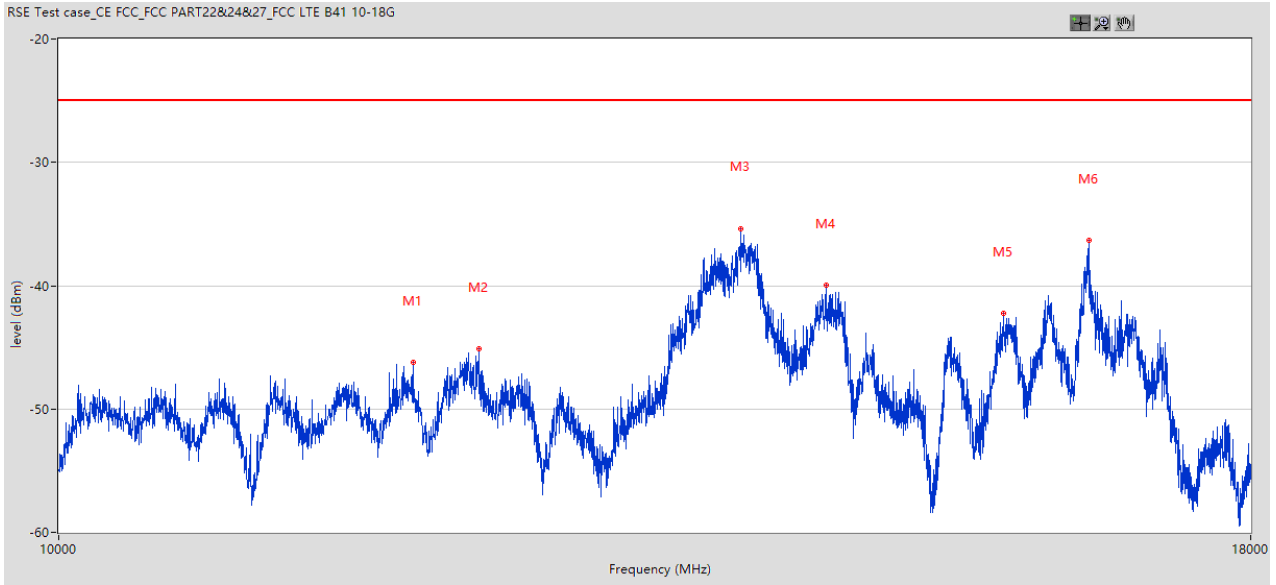
RSE-V 20wid 30MHz-10GHz MID

RSE Test case\_CE FCC\_FCC PART22&24&27\_FCC LTE B41



Frequency (MHz)	Result (dBm)	Factor (dB)	PK Limit (dBm)	Margin (dB)	Table (o)	ANT	EUT	Verdict
77.518	-70.56	-20.79	-25.0	45.56	234.00	Vertical	Horizontal	Pass
238.983	-64.79	-3.97	-25.0	39.79	54.00	Vertical	Horizontal	Pass
844.839	-60.26	4.94	-25.0	35.26	32.00	Vertical	Horizontal	Pass
1196.451	-50.00	5.70	-25.0	25.00	11.00	Vertical	Horizontal	Pass
2605.098	-43.49	8.55	-25.0	18.49	196.00	Vertical	Horizontal	N.A
9780.305	-33.46	14.73	-25.0	8.46	107.00	Vertical	Horizontal	Pass

RSE-V 20wid 10-18GHz MID



Frequency (MHz)	Result (dBm)	Factor (dB)	PK Limit (dBm)	Margin (dB)	Table (o)	ANT	EUT	Verdict
11911.522	-46.22	19.35	-25.0	21.22	172.00	Vertical	Horizontal	Pass
12301.425	-45.12	20.10	-25.0	20.12	83.00	Vertical	Horizontal	Pass
13997.001	-35.36	32.54	-25.0	10.36	262.00	Vertical	Horizontal	Pass
14598.850	-39.94	27.67	-25.0	14.94	305.00	Vertical	Horizontal	Pass
15936.516	-42.27	23.35	-25.0	17.27	234.00	Vertical	Horizontal	Pass
16618.345	-36.30	29.64	-25.0	11.30	277.00	Vertical	Horizontal	Pass