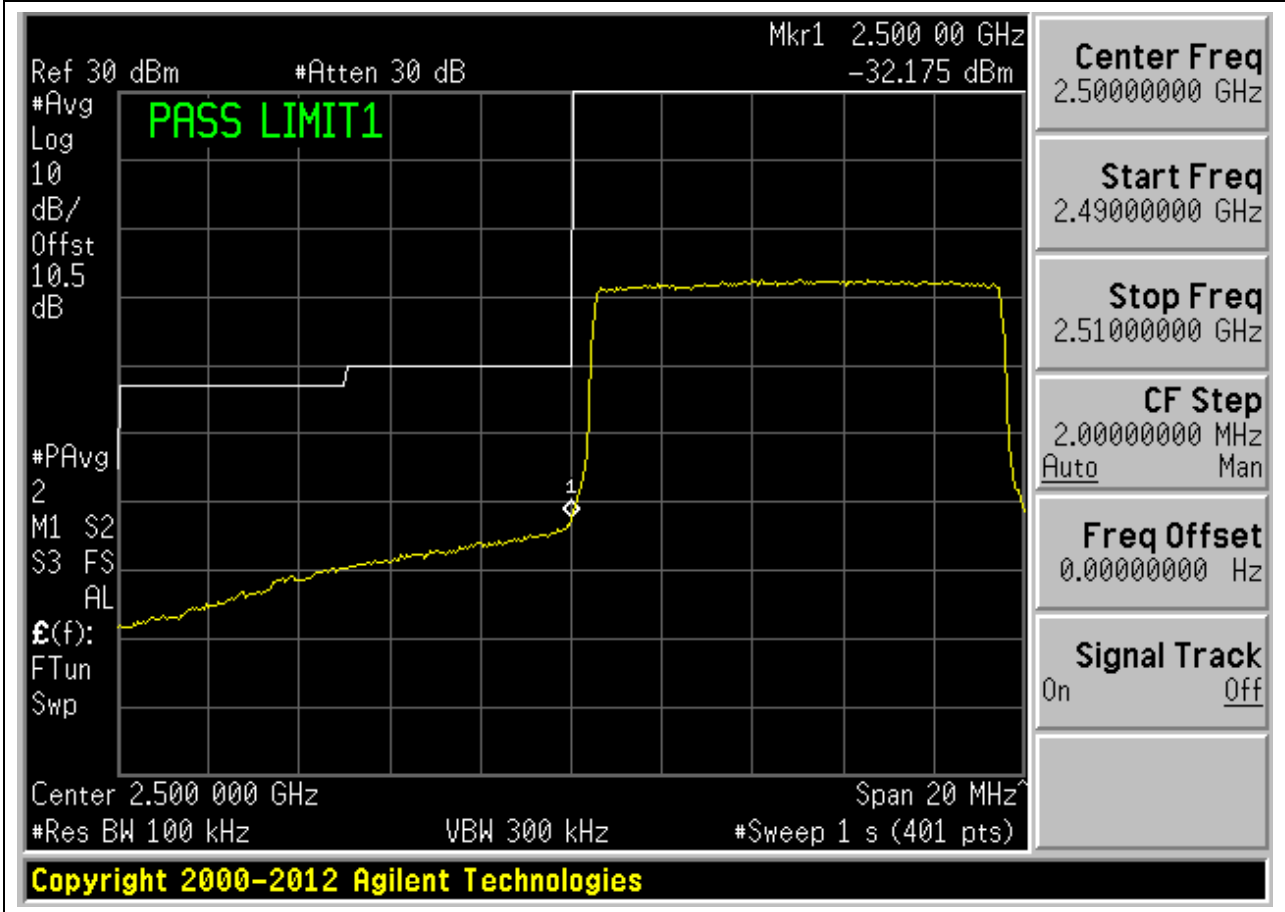


14.12. LTE Band Edge(NTNV)(Subtest:12, Channel:20800, Bandwidth:10, Modulation:Q16, RB Number: 50, RB Position:LOW)

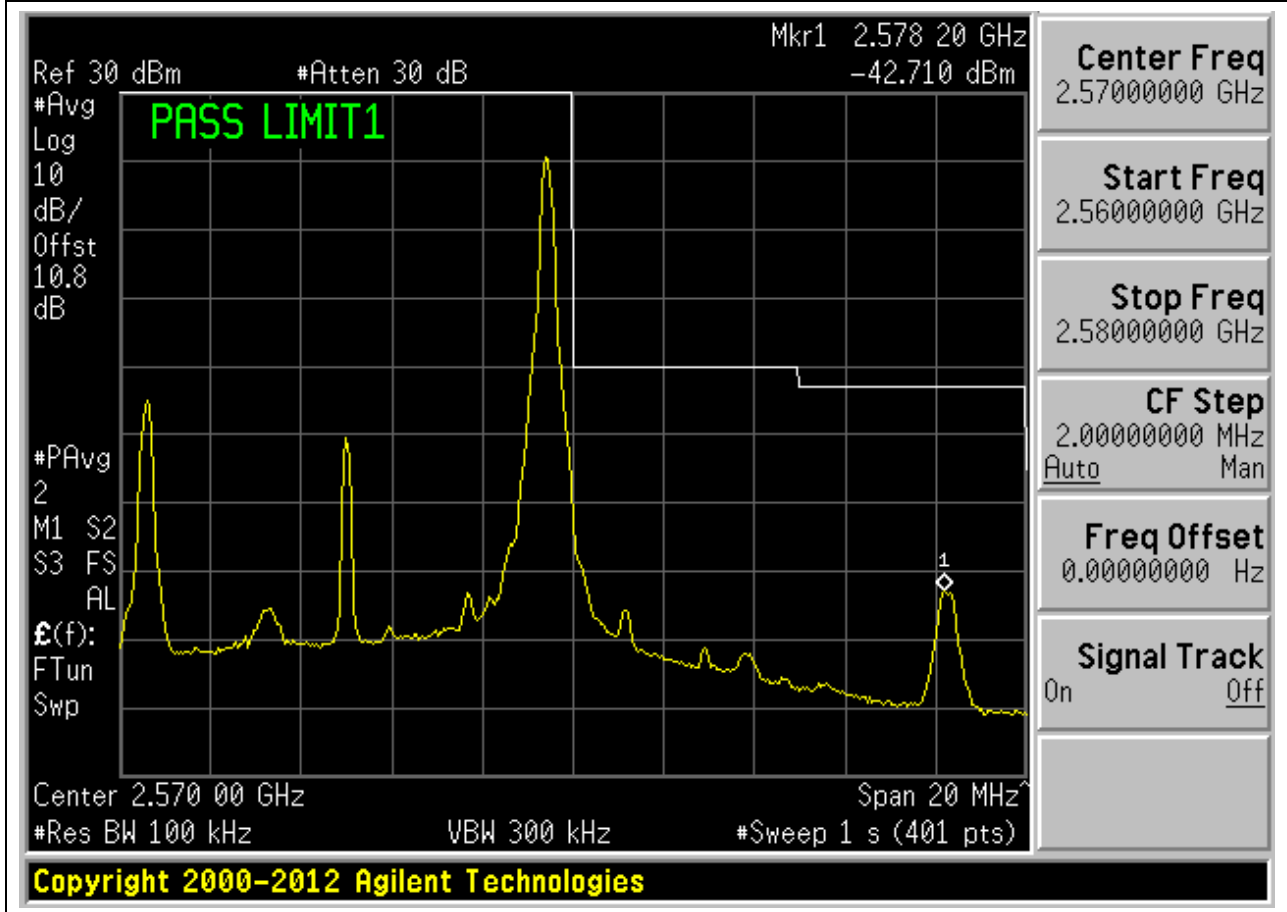
| Center Frequency (MHz) | Span (MHz) | RBW (MHz) | Detector | Frequency (MHz) | Power (dBm) | Verdict | Sweep Point |
|------------------------|------------|-----------|----------|-----------------|-------------|---------|-------------|
| 2500 | 20 | 0.1 | RMS | 2500 | -32.17 | Pass | 401 |



| | |
|--------------|----------------|
| Center Freq | 2.50000000 GHz |
| Start Freq | 2.49000000 GHz |
| Stop Freq | 2.51000000 GHz |
| CF Step | 2.00000000 MHz |
| | Auto Man |
| Freq Offset | 0.00000000 Hz |
| Signal Track | On Off |

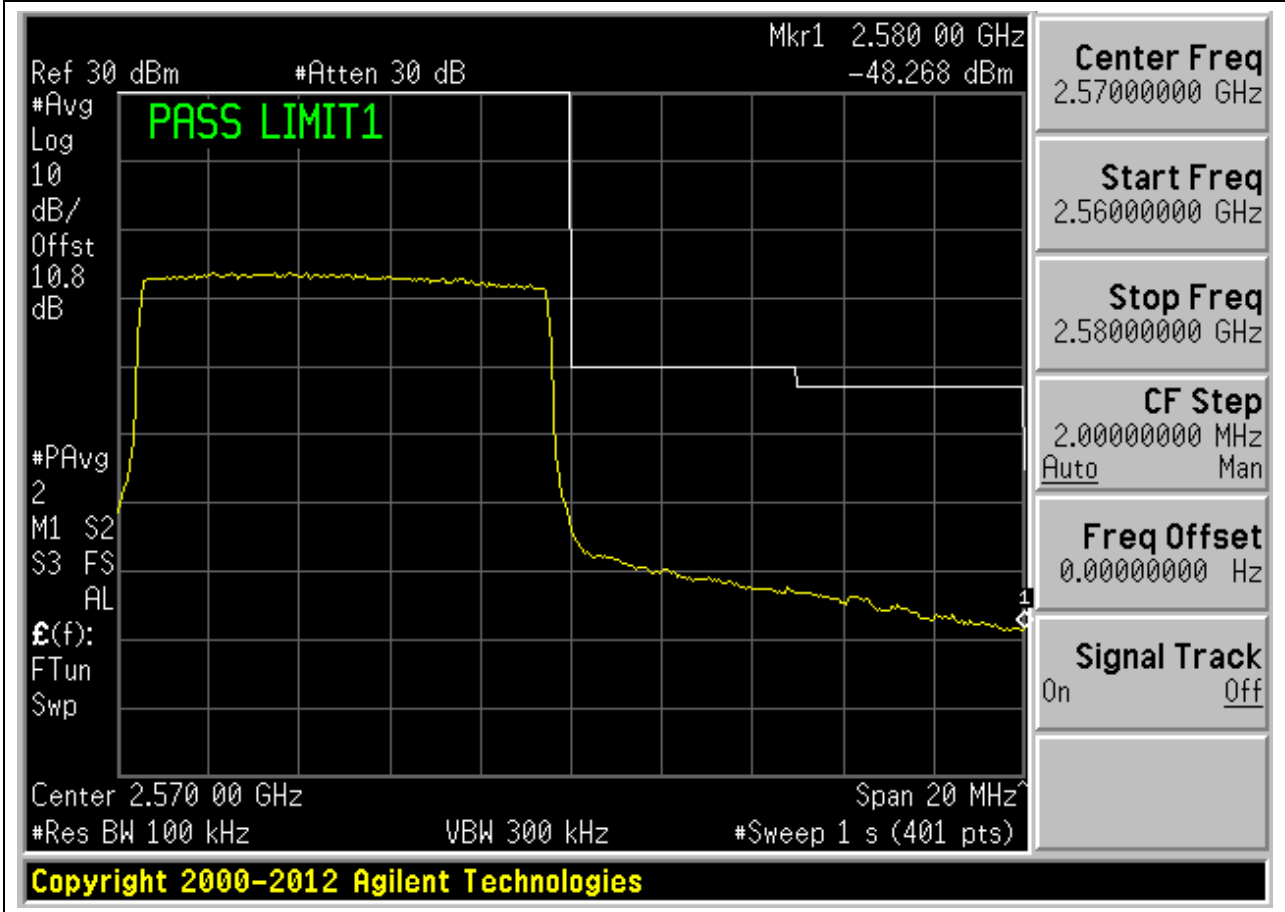
14.13. LTE Band Edge(NTNV)(Subtest:13, Channel:21400, Bandwidth:10, Modulation:QPSK, RB Number: 1, RB Position:HIGH)

| Center Frequency (MHz) | Span (MHz) | RBW (MHz) | Detector | Frequency (MHz) | Power (dBm) | Verdict | Sweep Point |
|------------------------|------------|-----------|----------|-----------------|-------------|---------|-------------|
| 2570 | 20 | 0.1 | RMS | 2578.2 | -42.71 | Pass | 401 |



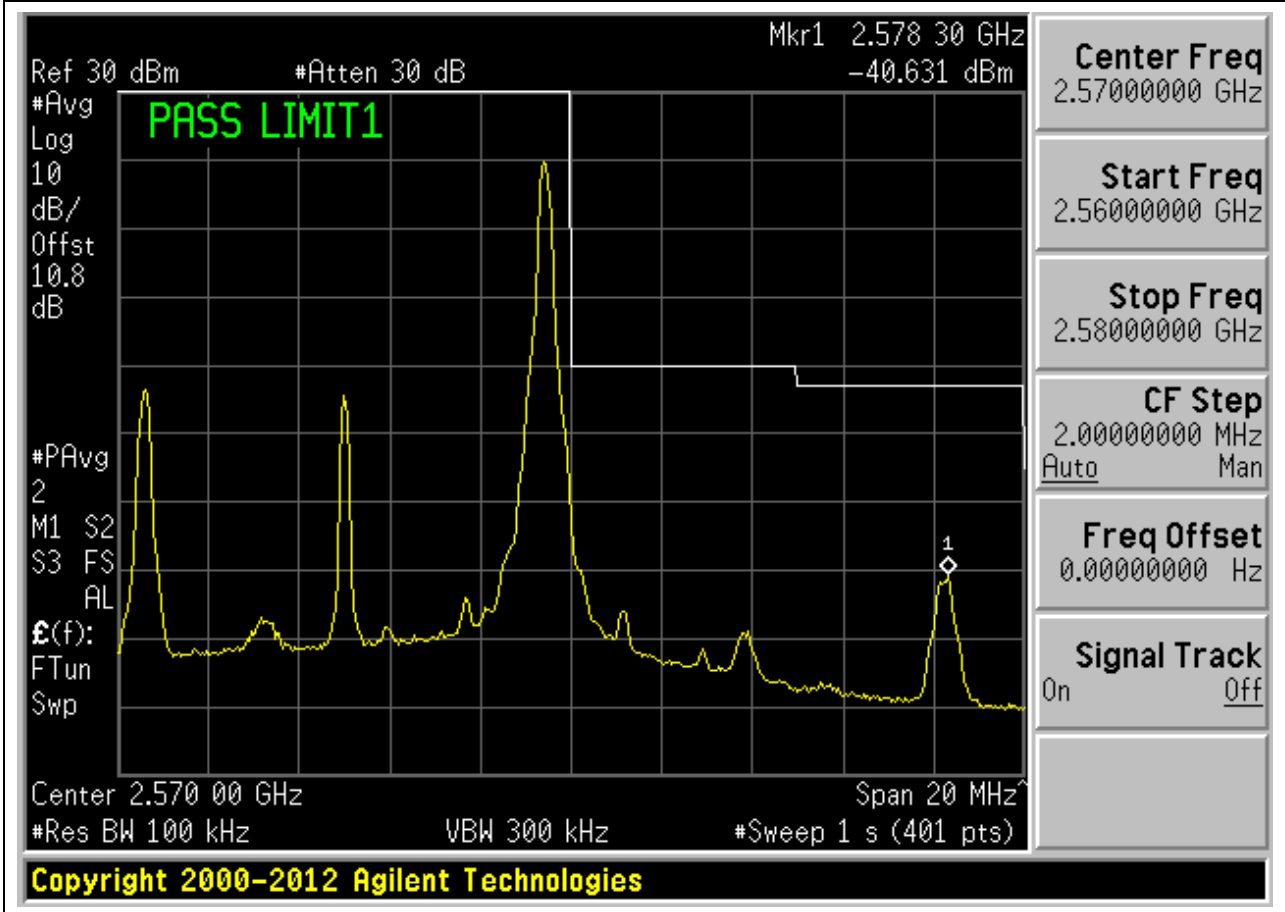
14.14. LTE Band Edge(NTNV)(Subtest:14, Channel:21400, Bandwidth:10, Modulation:QPSK, RB Number: 50, RB Position:HIGH)

| Center Frequency (MHz) | Span (MHz) | RBW (MHz) | Detector | Frequency (MHz) | Power (dBm) | Verdict | Sweep Point |
|------------------------|------------|-----------|----------|-----------------|-------------|---------|-------------|
| 2570 | 20 | 0.1 | RMS | 2580 | -48.27 | Pass | 401 |



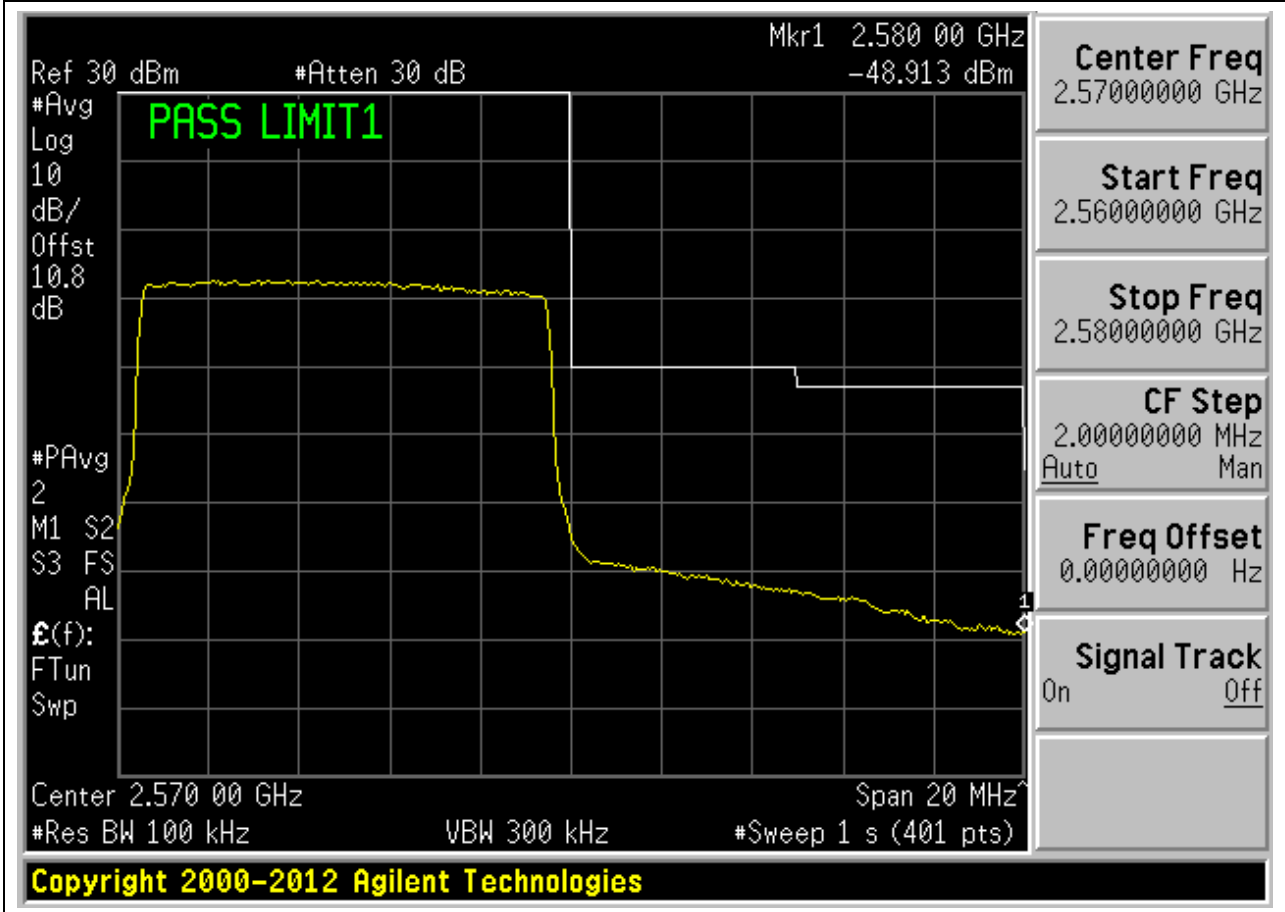
14.15. LTE Band Edge(NTNV)(Subtest:15, Channel:21400, Bandwidth:10, Modulation:Q16, RB Number: 1, RB Position:HIGH)

| Center Frequency (MHz) | Span (MHz) | RBW (MHz) | Detector | Frequency (MHz) | Power (dBm) | Verdict | Sweep Point |
|------------------------|------------|-----------|----------|-----------------|-------------|---------|-------------|
| 2570 | 20 | 0.1 | RMS | 2578.3 | -40.63 | Pass | 401 |



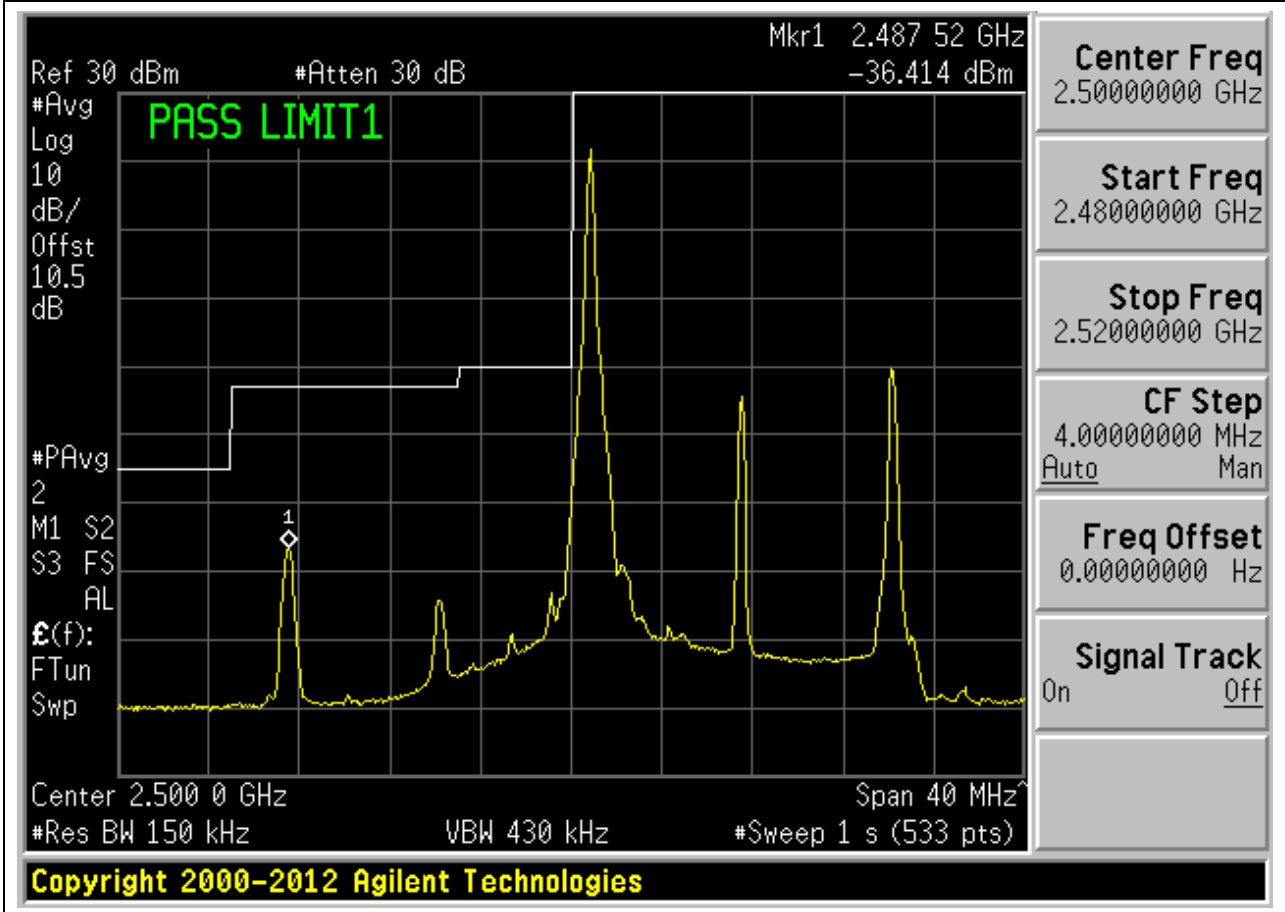
14.16. LTE Band Edge(NTNV)(Subtest:16, Channel:21400, Bandwidth:10, Modulation:Q16, RB Number: 50, RB Position:HIGH)

| Center Frequency (MHz) | Span (MHz) | RBW (MHz) | Detector | Frequency (MHz) | Power (dBm) | Verdict | Sweep Point |
|------------------------|------------|-----------|----------|-----------------|-------------|---------|-------------|
| 2570 | 20 | 0.1 | RMS | 2580 | -48.91 | Pass | 401 |



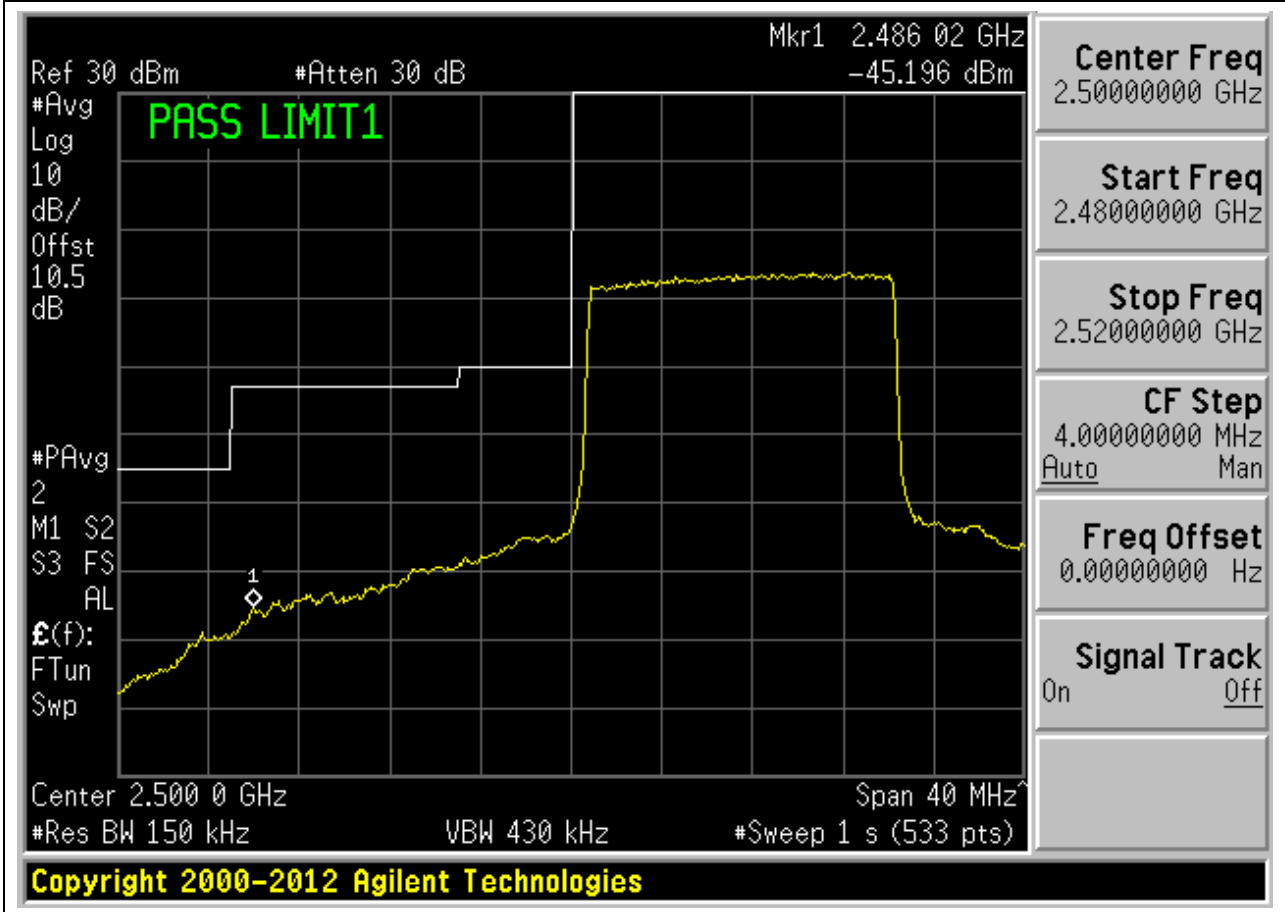
14.17. LTE Band Edge(NTNV)(Subtest:17, Channel:20825, Bandwidth:15, Modulation:QPSK, RB Number: 1, RB Position:LOW)

| Center Frequency (MHz) | Span (MHz) | RBW (MHz) | Detector | Frequency (MHz) | Power (dBm) | Verdict | Sweep Point |
|------------------------|------------|-----------|----------|-----------------|-------------|---------|-------------|
| 2500 | 40 | 0.15 | RMS | 2487.52 | -36.41 | Pass | 533 |



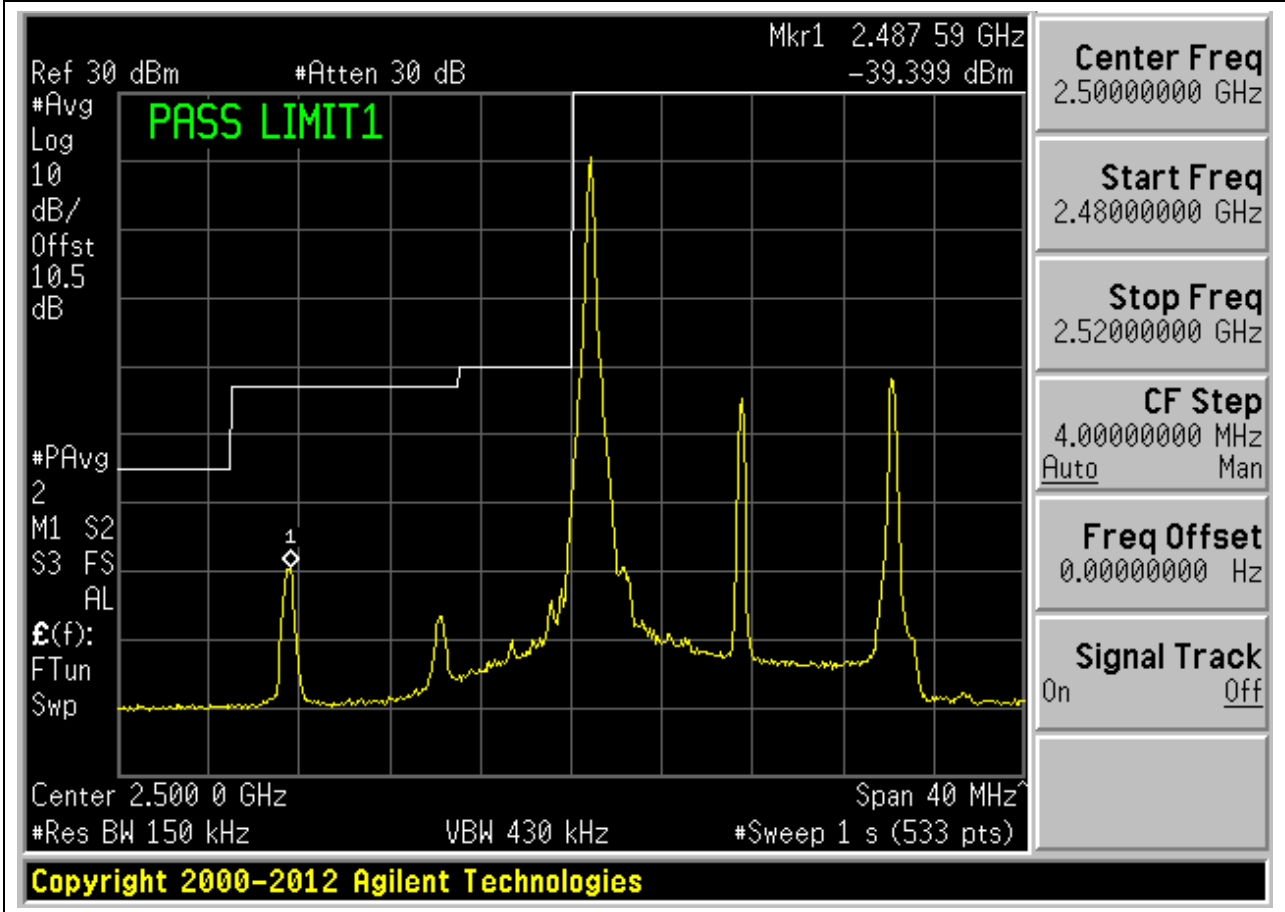
14.18. LTE Band Edge(NTNV)(Subtest:18, Channel:20825, Bandwidth:15, Modulation:QPSK, RB Number: 75, RB Position:LOW)

| Center Frequency (MHz) | Span (MHz) | RBW (MHz) | Detector | Frequency (MHz) | Power (dBm) | Verdict | Sweep Point |
|------------------------|------------|-----------|----------|-----------------|-------------|---------|-------------|
| 2500 | 40 | 0.15 | RMS | 2486.02 | -45.2 | Pass | 533 |



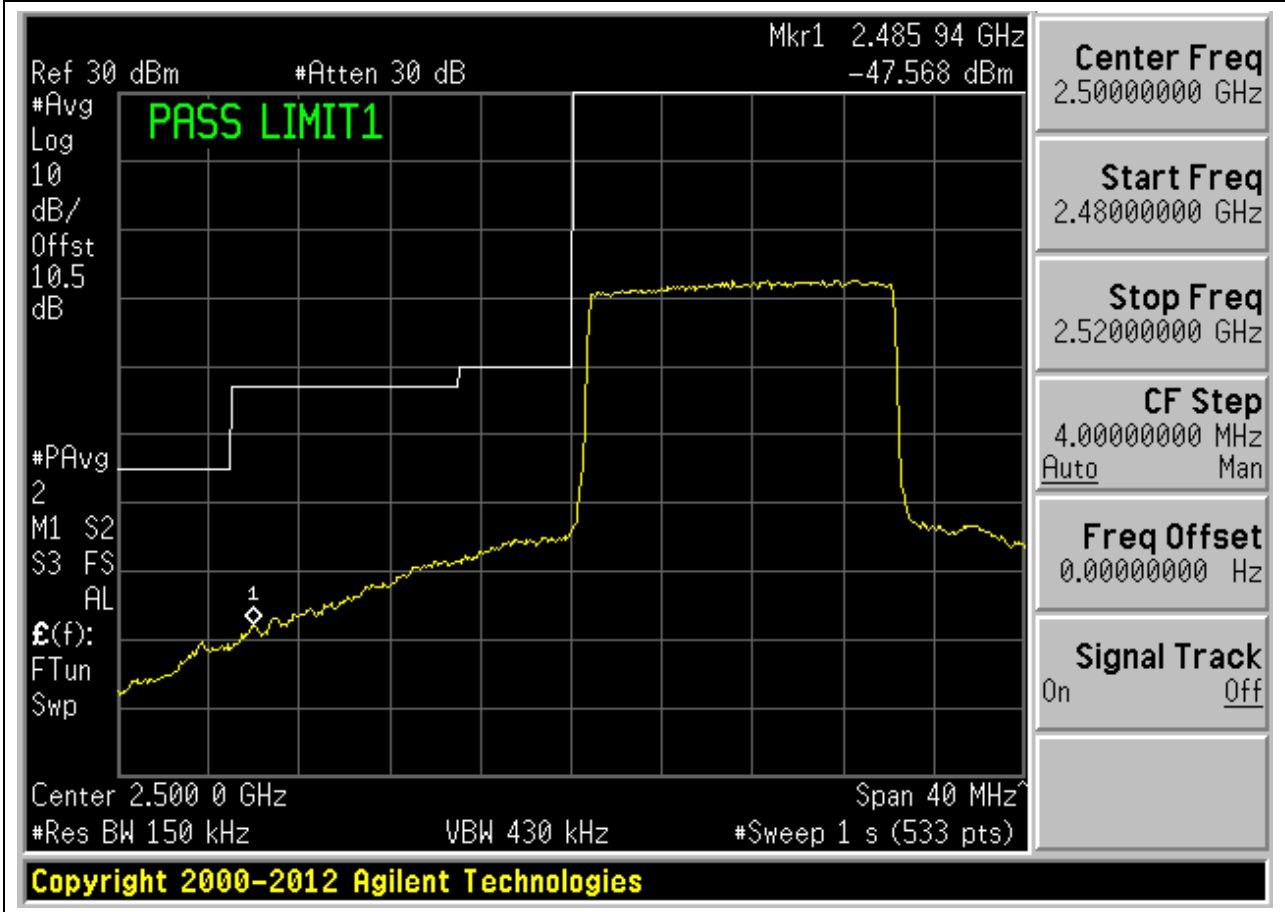
14.19. LTE Band Edge(NTNV)(Subtest:19, Channel:20825, Bandwidth:15, Modulation:Q16, RB Number: 1, RB Position:LOW)

| Center Frequency (MHz) | Span (MHz) | RBW (MHz) | Detector | Frequency (MHz) | Power (dBm) | Verdict | Sweep Point |
|------------------------|------------|-----------|----------|-----------------|-------------|---------|-------------|
| 2500 | 40 | 0.15 | RMS | 2487.59 | -39.4 | Pass | 533 |



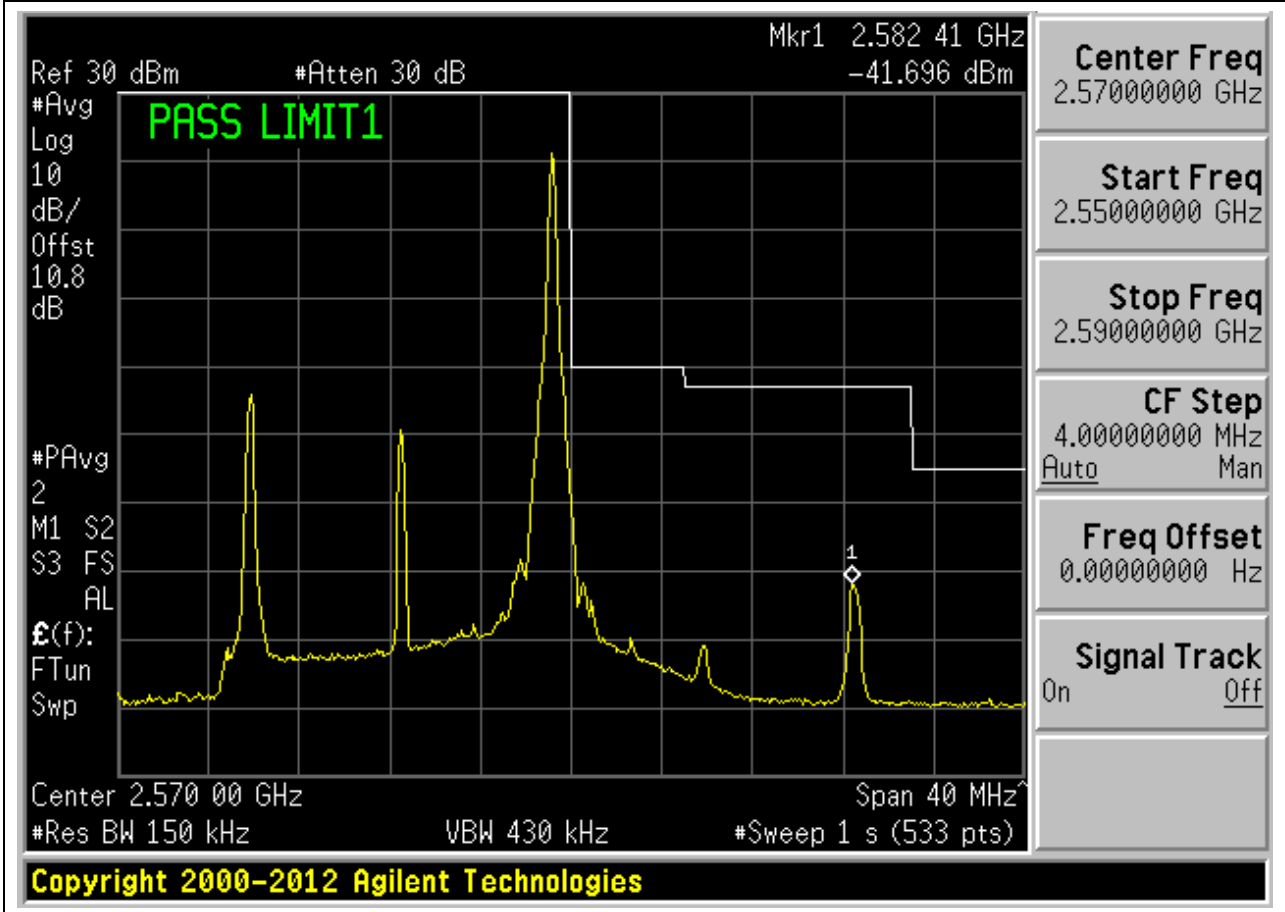
14.20. LTE Band Edge(NTNV)(Subtest:20, Channel:20825, Bandwidth:15, Modulation:Q16, RB Number: 75, RB Position:LOW)

| Center Frequency (MHz) | Span (MHz) | RBW (MHz) | Detector | Frequency (MHz) | Power (dBm) | Verdict | Sweep Point |
|------------------------|------------|-----------|----------|-----------------|-------------|---------|-------------|
| 2500 | 40 | 0.15 | RMS | 2485.94 | -47.57 | Pass | 533 |



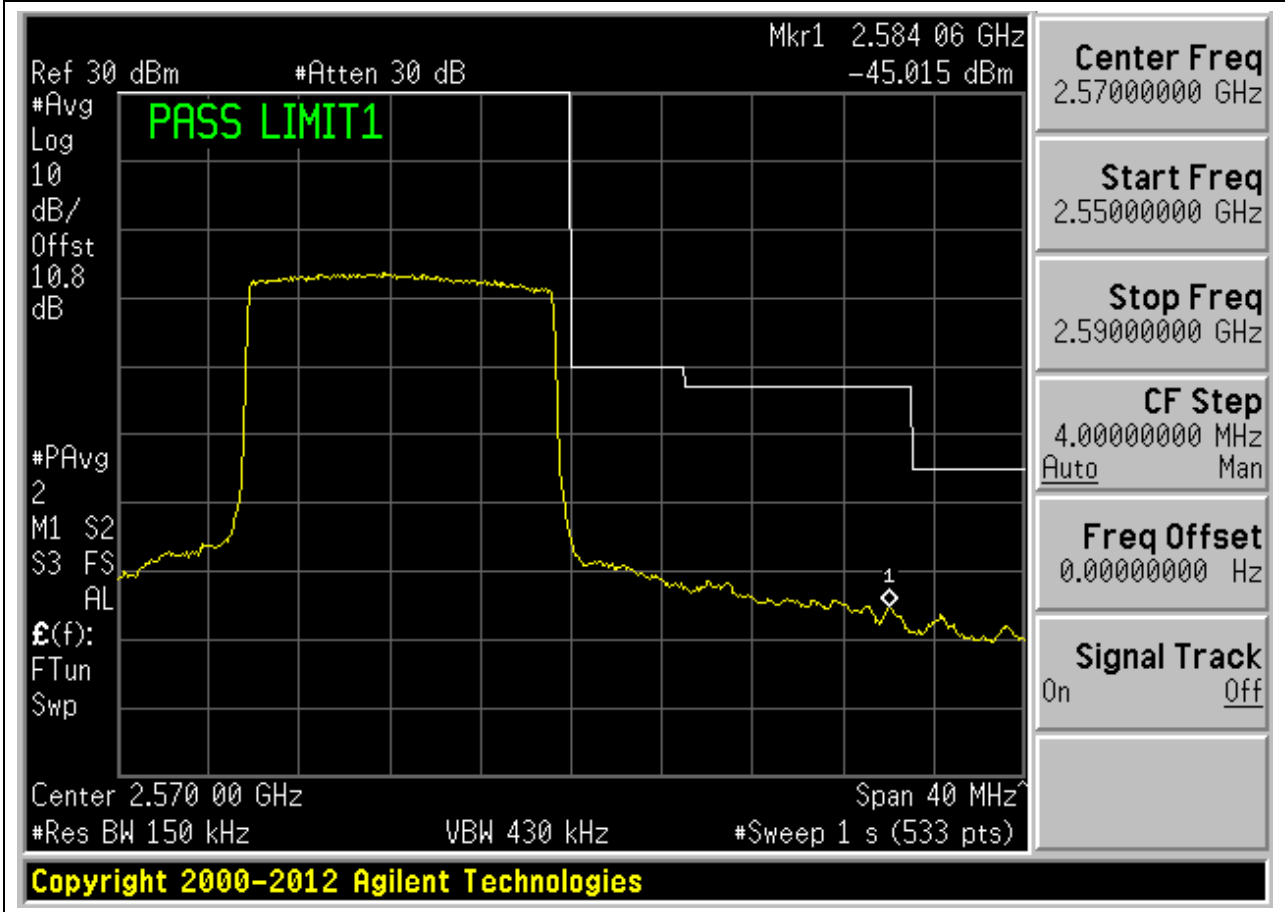
14.21. LTE Band Edge(NTNV)(Subtest:21, Channel:21375, Bandwidth:15, Modulation:QPSK, RB Number: 1, RB Position:HIGH)

| Center Frequency (MHz) | Span (MHz) | RBW (MHz) | Detector | Frequency (MHz) | Power (dBm) | Verdict | Sweep Point |
|------------------------|------------|-----------|----------|-----------------|-------------|---------|-------------|
| 2570 | 40 | 0.15 | RMS | 2582.41 | -41.7 | Pass | 533 |



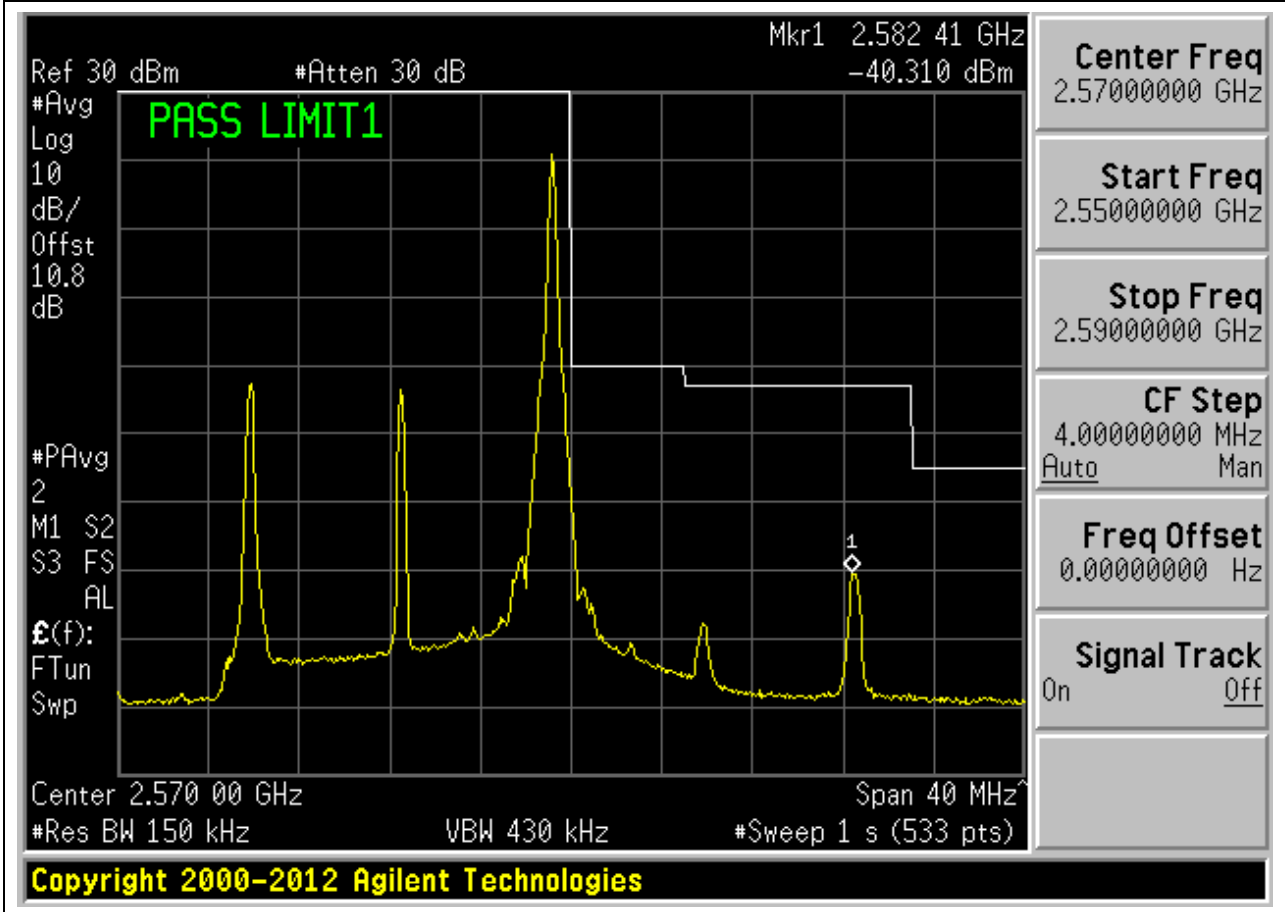
14.22. LTE Band Edge(NTNV)(Subtest:22, Channel:21375, Bandwidth:15, Modulation:QPSK, RB Number: 75, RB Position:HIGH)

| Center Frequency (MHz) | Span (MHz) | RBW (MHz) | Detector | Frequency (MHz) | Power (dBm) | Verdict | Sweep Point |
|------------------------|------------|-----------|----------|-----------------|-------------|---------|-------------|
| 2570 | 40 | 0.15 | RMS | 2584.06 | -45.01 | Pass | 533 |



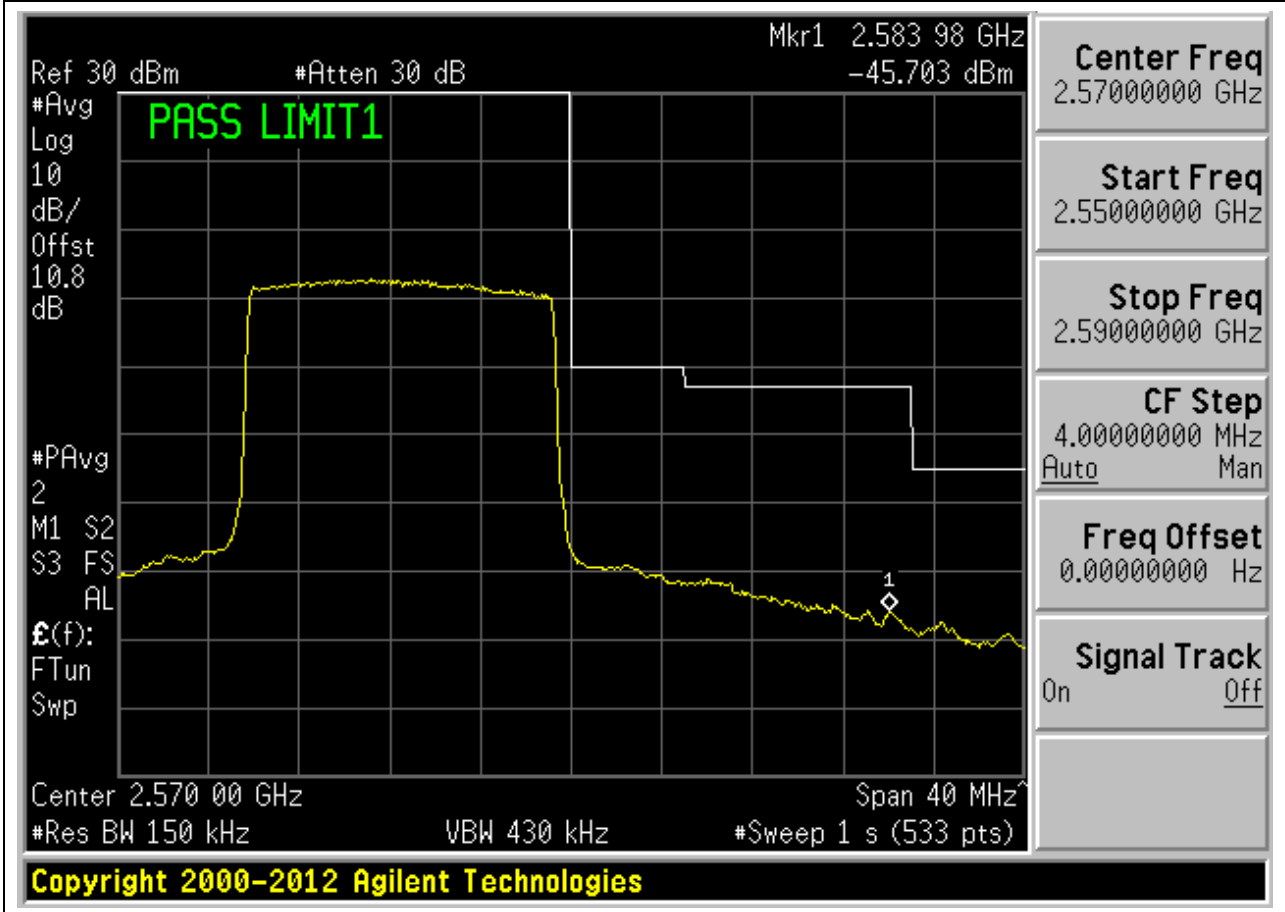
14.23. LTE Band Edge(NTNV)(Subtest:23, Channel:21375, Bandwidth:15, Modulation:Q16, RB Number: 1, RB Position:HIGH)

| Center Frequency (MHz) | Span (MHz) | RBW (MHz) | Detector | Frequency (MHz) | Power (dBm) | Verdict | Sweep Point |
|------------------------|------------|-----------|----------|-----------------|-------------|---------|-------------|
| 2570 | 40 | 0.15 | RMS | 2582.41 | -40.31 | Pass | 533 |



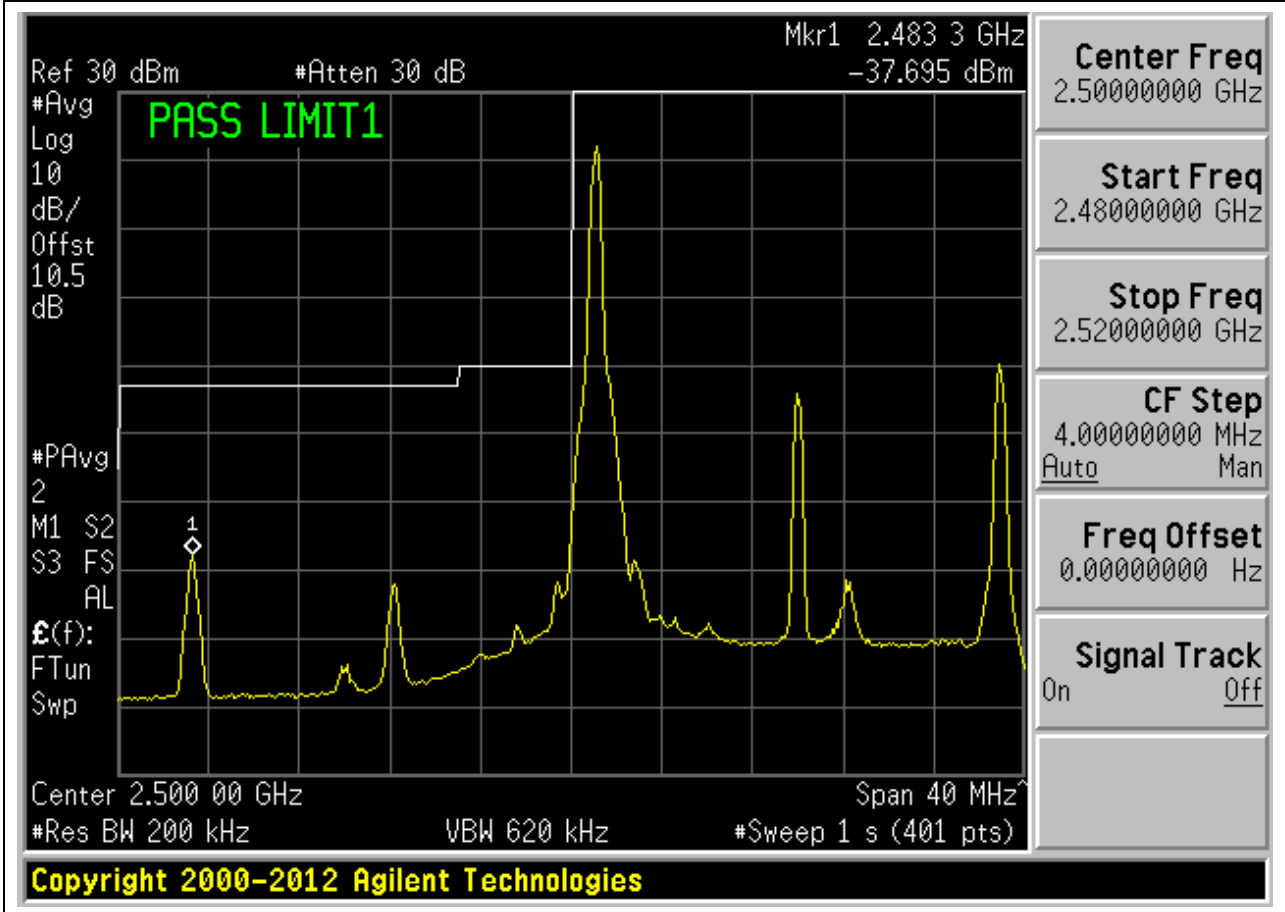
14.24. LTE Band Edge(NTNV)(Subtest:24, Channel:21375, Bandwidth:15, Modulation:Q16, RB Number: 75, RB Position:HIGH)

| Center Frequency (MHz) | Span (MHz) | RBW (MHz) | Detector | Frequency (MHz) | Power (dBm) | Verdict | Sweep Point |
|------------------------|------------|-----------|----------|-----------------|-------------|---------|-------------|
| 2570 | 40 | 0.15 | RMS | 2583.98 | -45.7 | Pass | 533 |



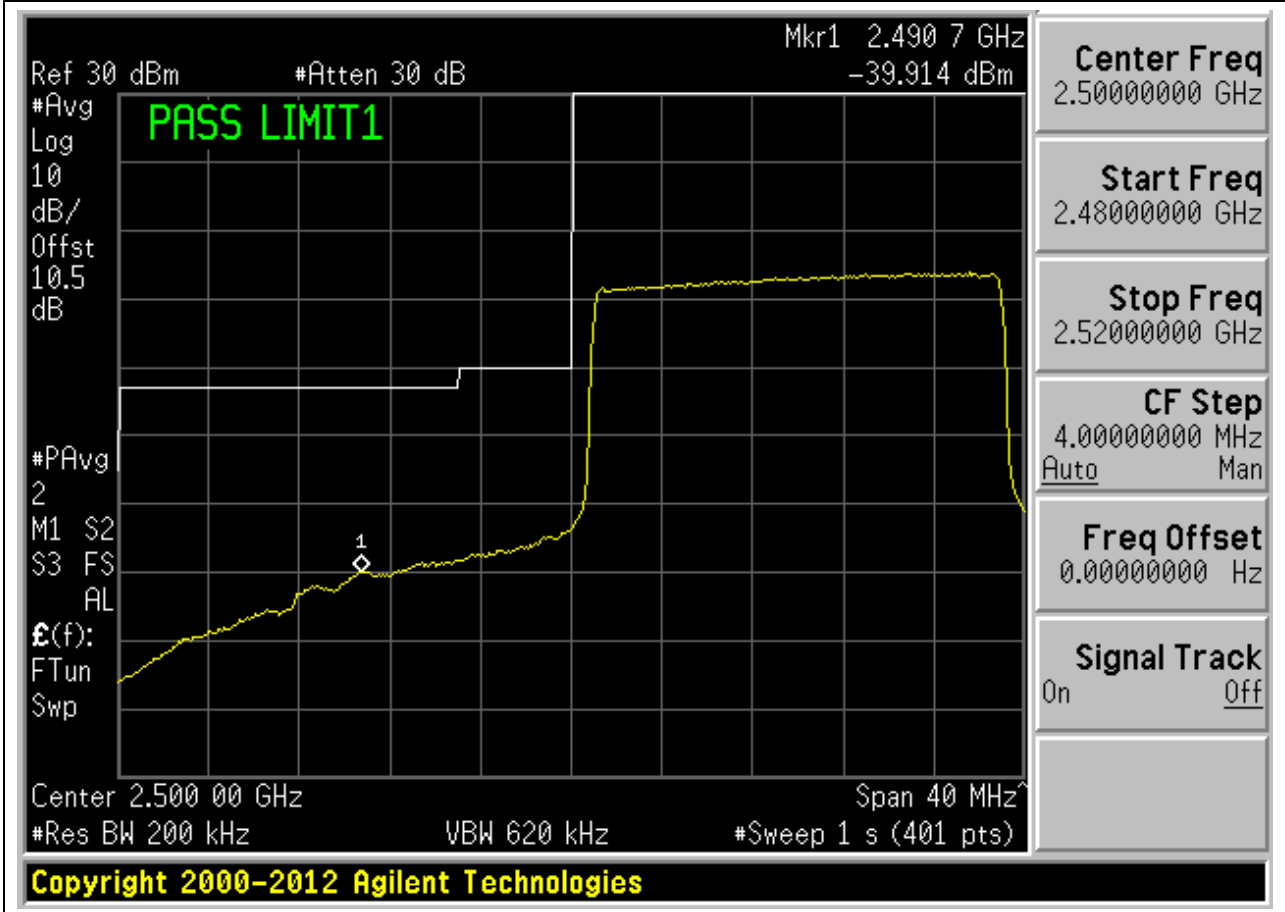
14.25. LTE Band Edge(NTNV)(Subtest:1, Channel:20850, Bandwidth:20, Modulation:QPSK, RB Number: 1, RB Position:LOW)

| Center Frequency (MHz) | Span (MHz) | RBW (MHz) | Detector | Frequency (MHz) | Power (dBm) | Verdict | Sweep Point |
|------------------------|------------|-----------|----------|-----------------|-------------|---------|-------------|
| 2500 | 40 | 0.2 | RMS | 2483.3 | -37.69 | Pass | 401 |



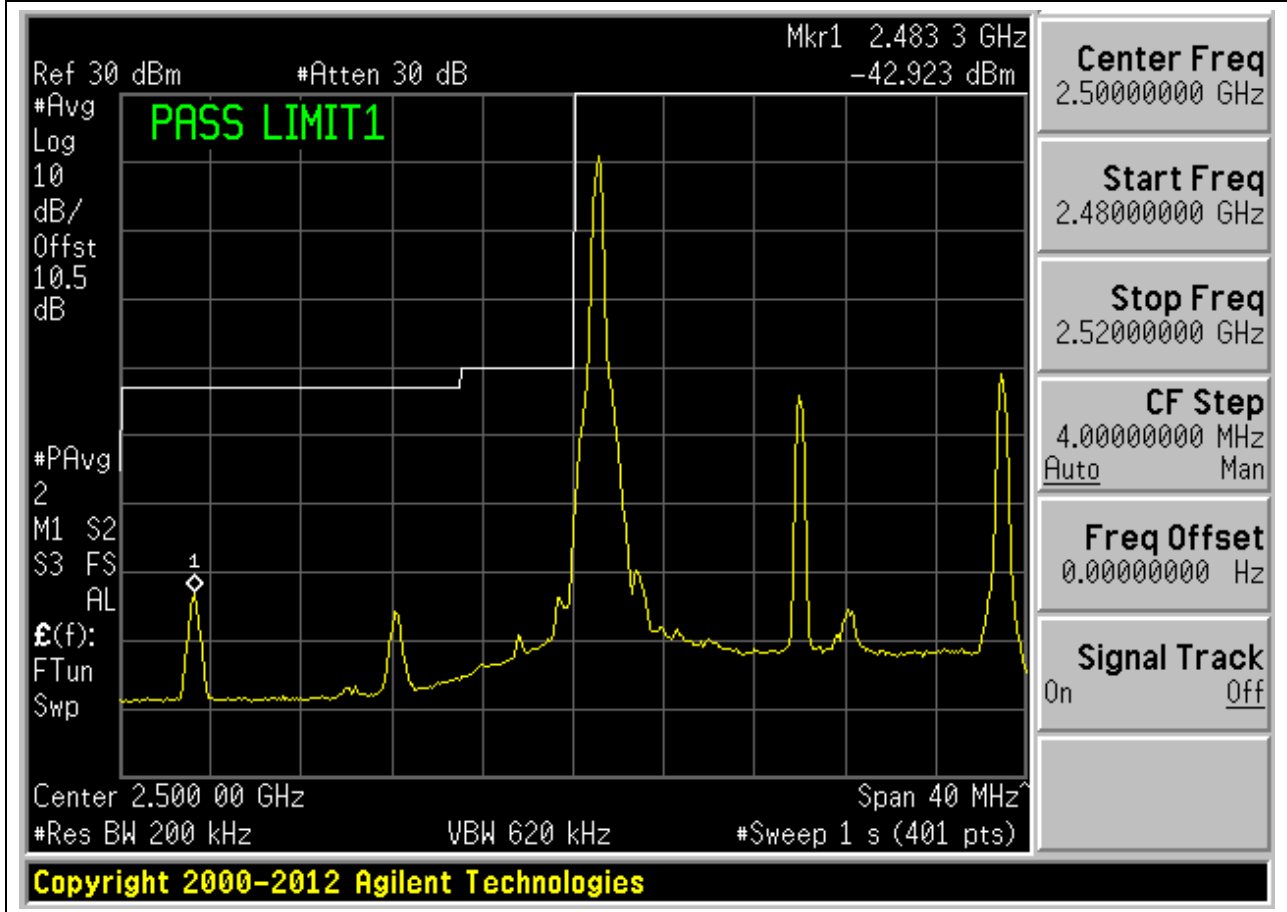
14.26. LTE Band Edge(NTNV)(Subtest:2, Channel:20850, Bandwidth:20, Modulation:QPSK, RB Number: 100, RB Position:LOW)

| Center Frequency (MHz) | Span (MHz) | RBW (MHz) | Detector | Frequency (MHz) | Power (dBm) | Verdict | Sweep Point |
|------------------------|------------|-----------|----------|-----------------|-------------|---------|-------------|
| 2500 | 40 | 0.2 | RMS | 2490.7 | -39.91 | Pass | 401 |



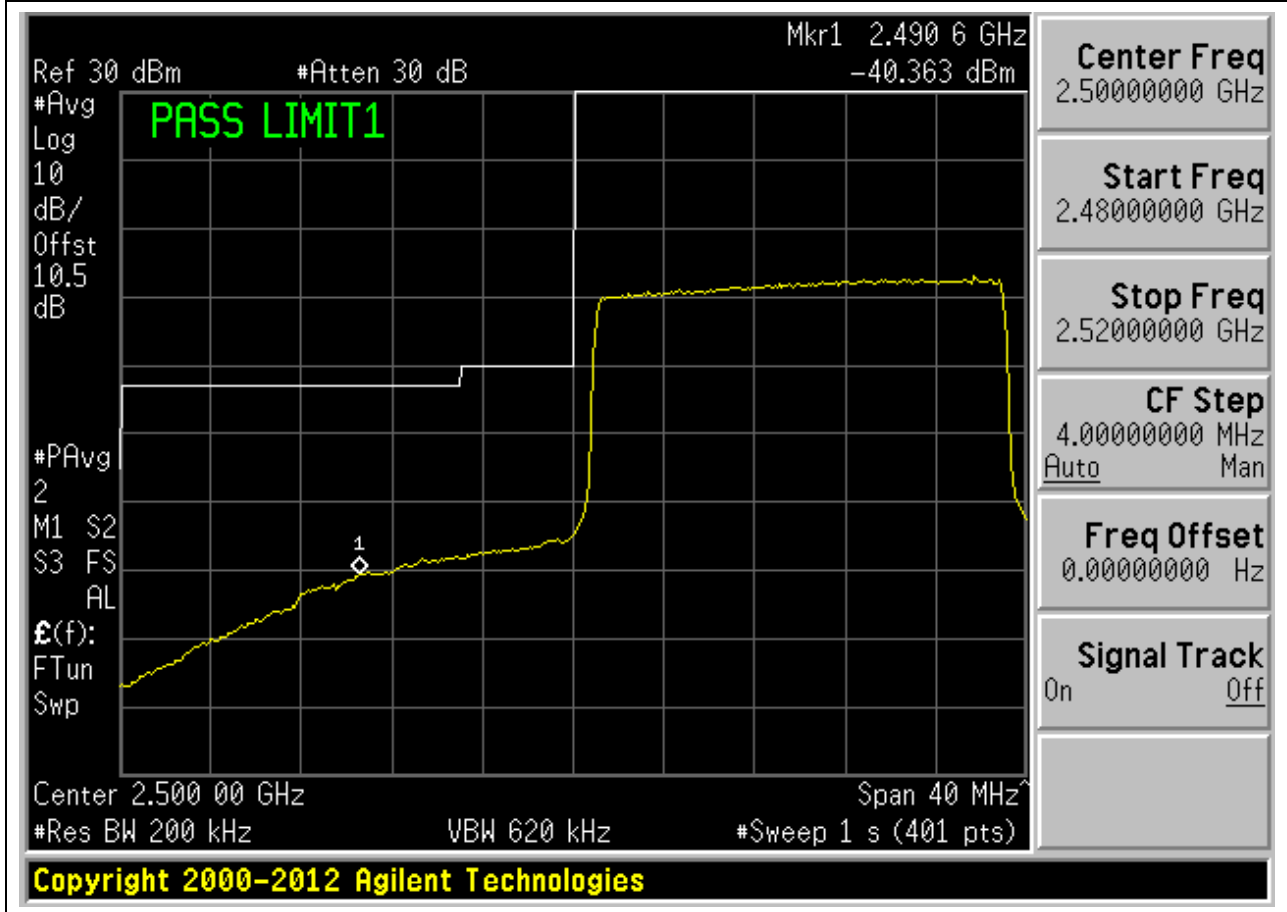
14.27. LTE Band Edge(NTNV)(Subtest:3, Channel:20850, Bandwidth:20, Modulation:Q16, RB Number: 1, RB Position:LOW)

| Center Frequency (MHz) | Span (MHz) | RBW (MHz) | Detector | Frequency (MHz) | Power (dBm) | Verdict | Sweep Point |
|------------------------|------------|-----------|----------|-----------------|-------------|---------|-------------|
| 2500 | 40 | 0.2 | RMS | 2483.3 | -42.92 | Pass | 401 |



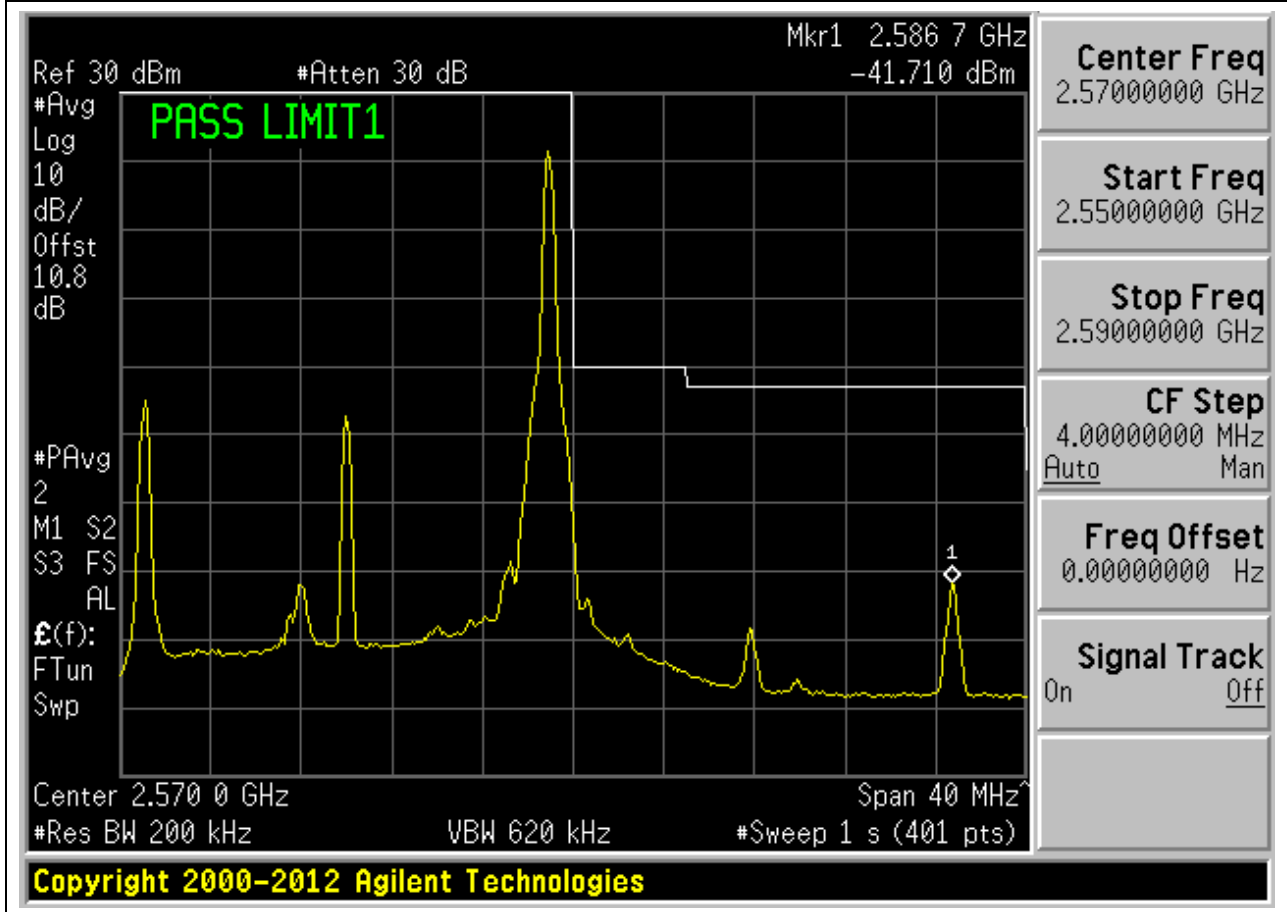
14.28. LTE Band Edge(NTNV)(Subtest:4, Channel:20850, Bandwidth:20, Modulation:Q16, RB Number: 100, RB Position:LOW)

| Center Frequency (MHz) | Span (MHz) | RBW (MHz) | Detector | Frequency (MHz) | Power (dBm) | Verdict | Sweep Point |
|------------------------|------------|-----------|----------|-----------------|-------------|---------|-------------|
| 2500 | 40 | 0.2 | RMS | 2490.6 | -40.36 | Pass | 401 |



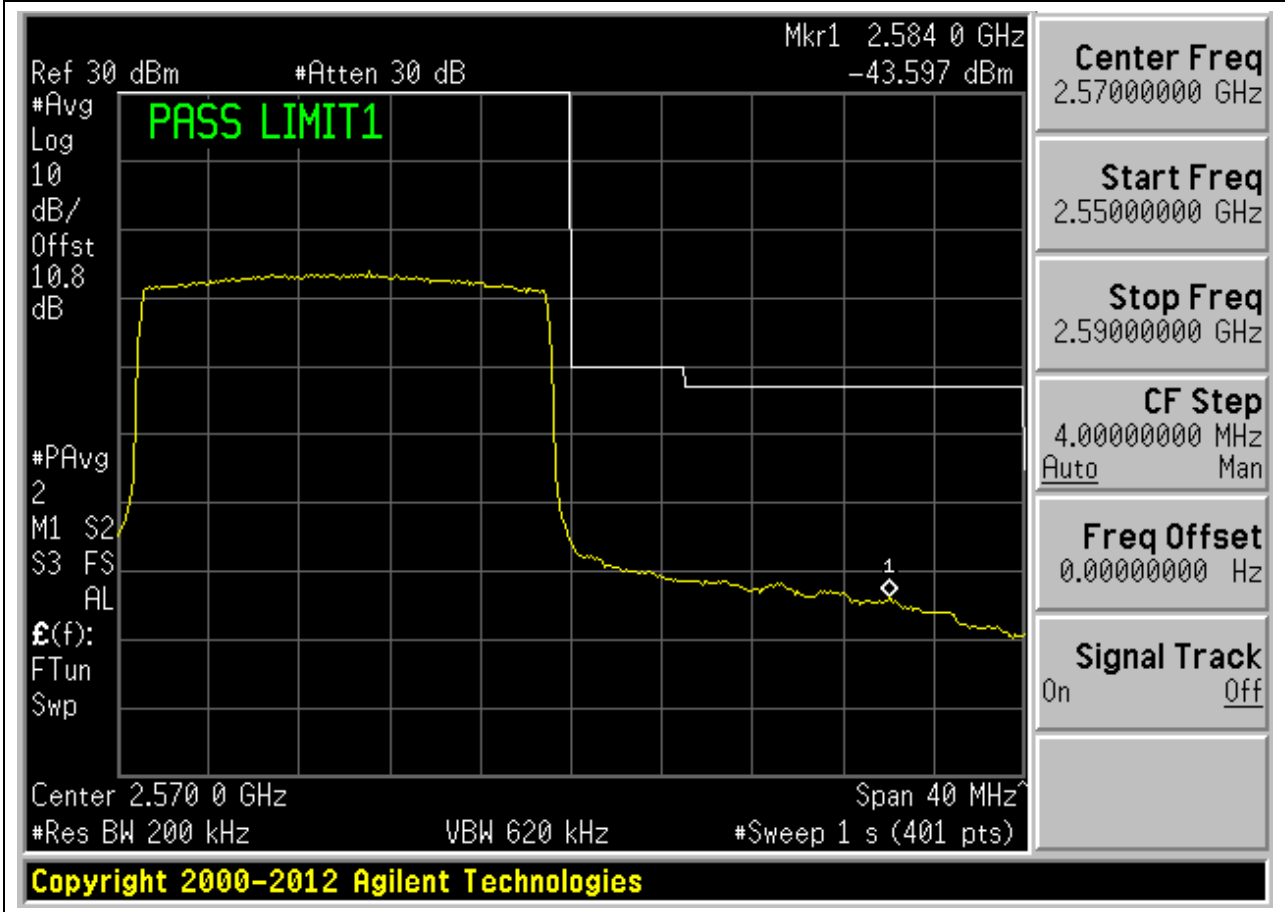
14.29. LTE Band Edge(NTNV)(Subtest:5, Channel:21350, Bandwidth:20, Modulation:QPSK, RB Number: 1, RB Position:HIGH)

| Center Frequency (MHz) | Span (MHz) | RBW (MHz) | Detector | Frequency (MHz) | Power (dBm) | Verdict | Sweep Point |
|------------------------|------------|-----------|----------|-----------------|-------------|---------|-------------|
| 2570 | 40 | 0.2 | RMS | 2586.7 | -41.71 | Pass | 401 |



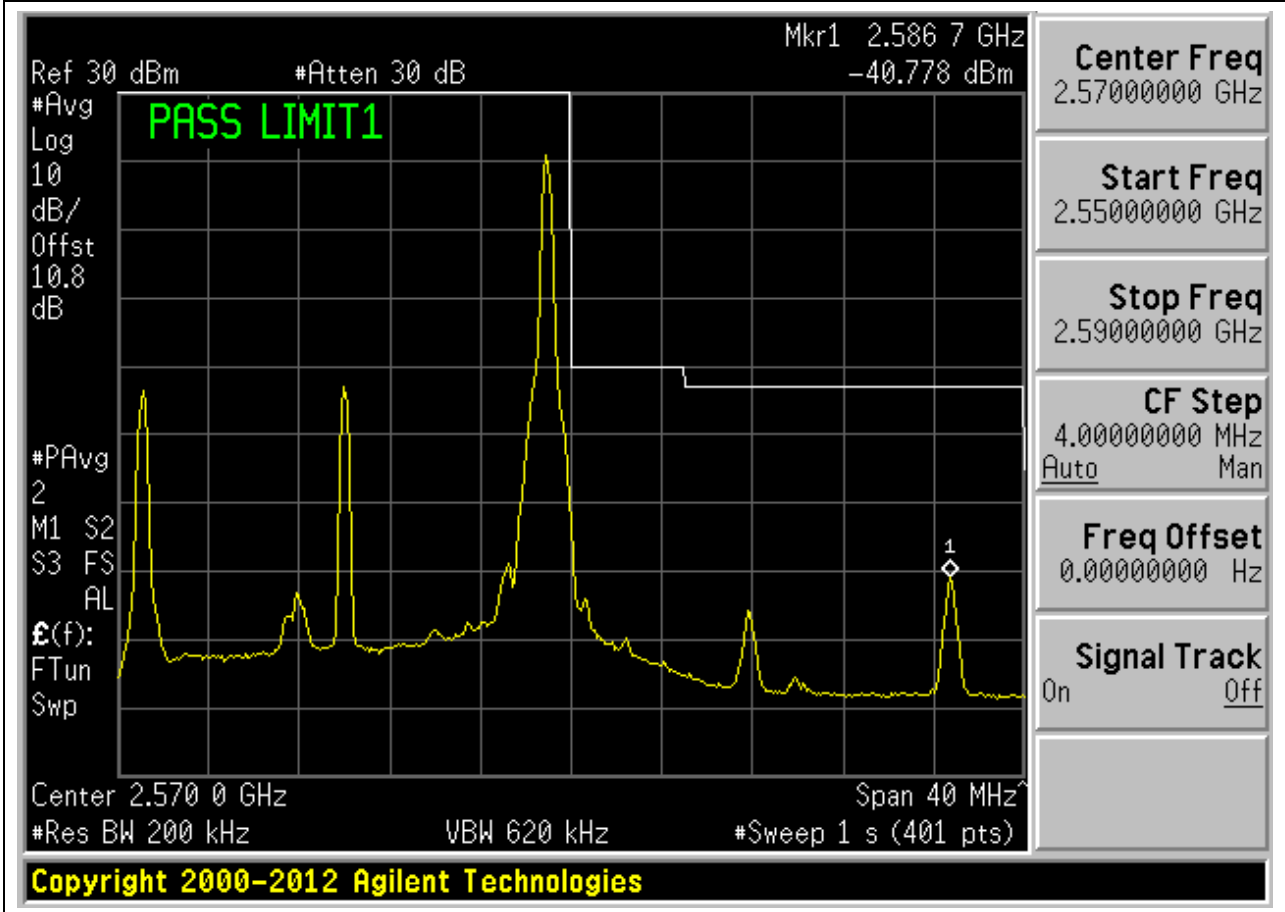
14.30. LTE Band Edge(NTNV)(Subtest:6, Channel:21350, Bandwidth:20, Modulation:QPSK, RB Number: 100, RB Position:HIGH)

| Center Frequency (MHz) | Span (MHz) | RBW (MHz) | Detector | Frequency (MHz) | Power (dBm) | Verdict | Sweep Point |
|------------------------|------------|-----------|----------|-----------------|-------------|---------|-------------|
| 2570 | 40 | 0.2 | RMS | 2584 | -43.6 | Pass | 401 |



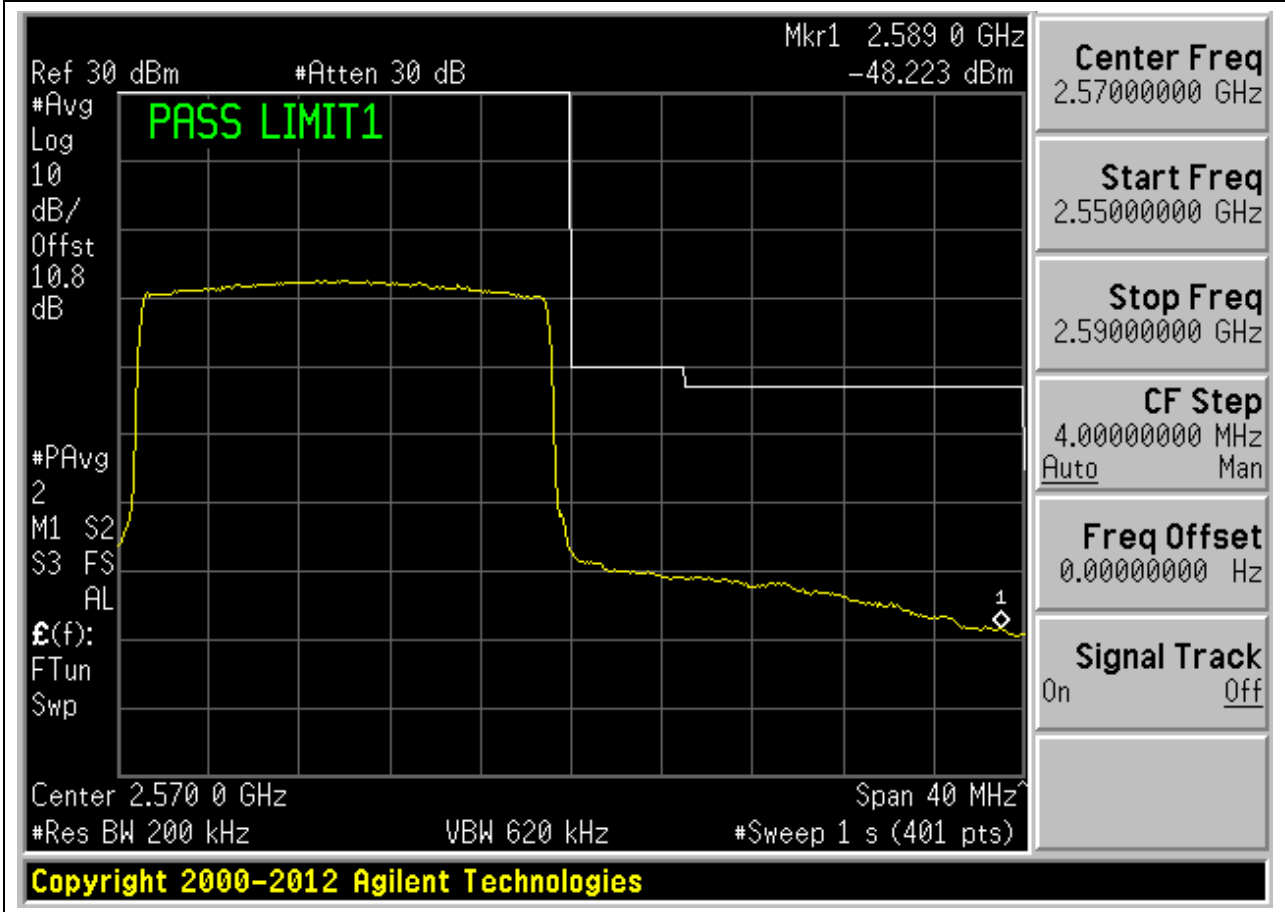
14.31. LTE Band Edge(NTNV)(Subtest:7, Channel:21350, Bandwidth:20, Modulation:Q16, RB Number: 1, RB Position:HIGH)

| Center Frequency (MHz) | Span (MHz) | RBW (MHz) | Detector | Frequency (MHz) | Power (dBm) | Verdict | Sweep Point |
|------------------------|------------|-----------|----------|-----------------|-------------|---------|-------------|
| 2570 | 40 | 0.2 | RMS | 2586.7 | -40.78 | Pass | 401 |



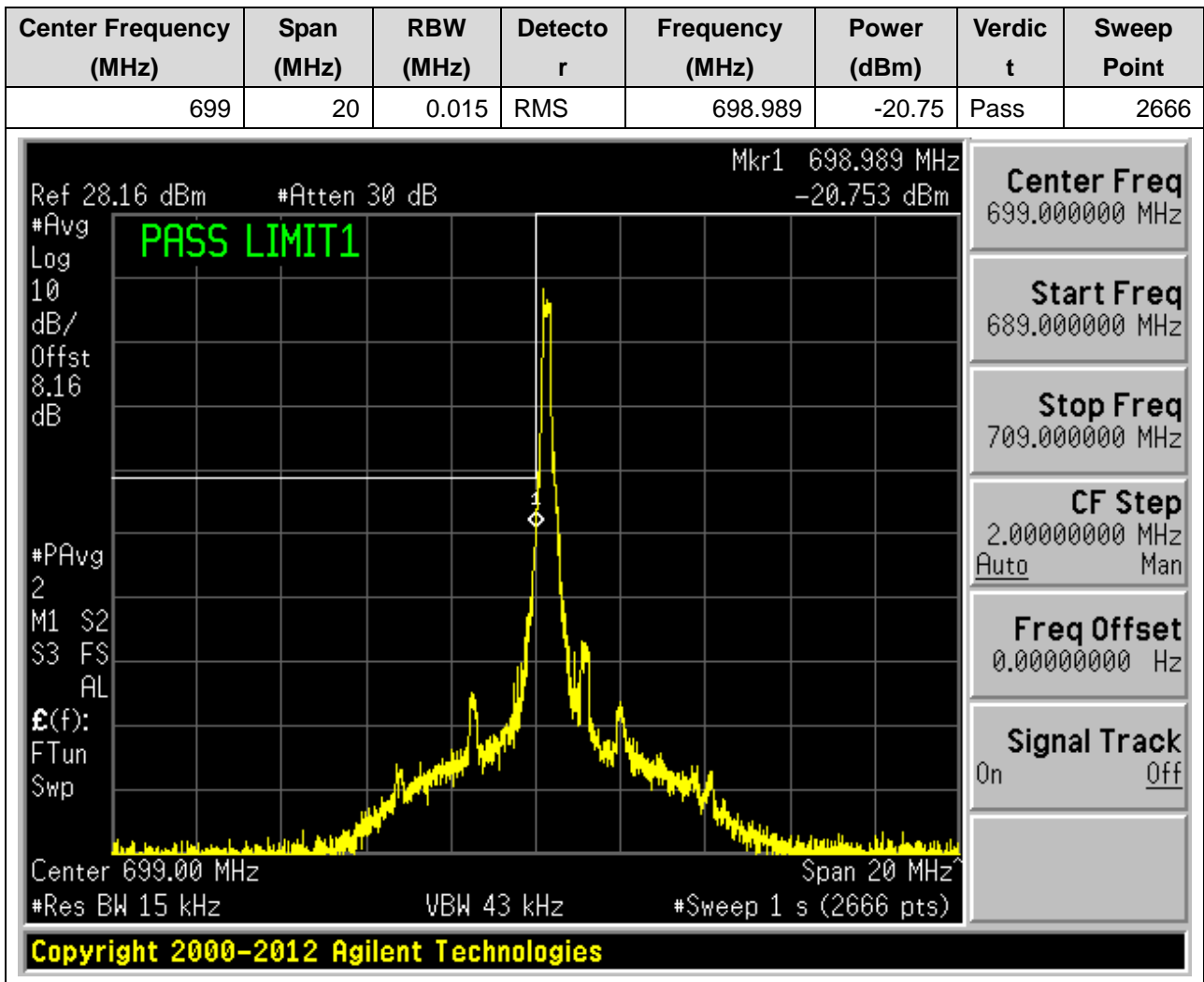
14.32. LTE Band Edge(NTNV)(Subtest:8, Channel:21350, Bandwidth:20, Modulation:Q16, RB Number: 100, RB Position:HIGH)

| Center Frequency (MHz) | Span (MHz) | RBW (MHz) | Detector | Frequency (MHz) | Power (dBm) | Verdict | Sweep Point |
|------------------------|------------|-----------|----------|-----------------|-------------|---------|-------------|
| 2570 | 40 | 0.2 | RMS | 2589 | -48.22 | Pass | 401 |



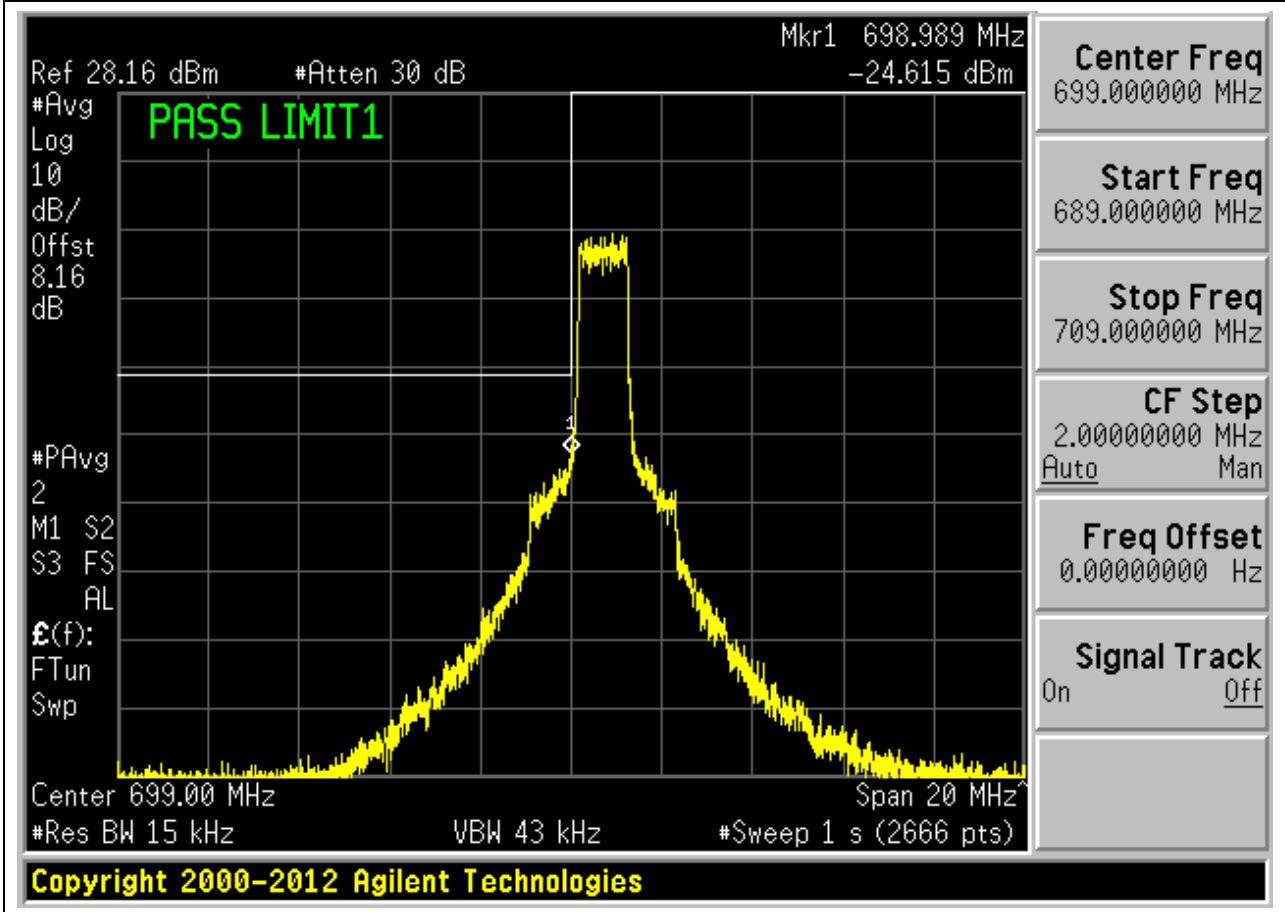
15. LTE_Band12

15.1. LTE Band Edge(NTNV)(Subtest:1, Channel:23017, Bandwidth:1.4, Modulation:QPSK, RB Number: 1, RB Position:LOW)



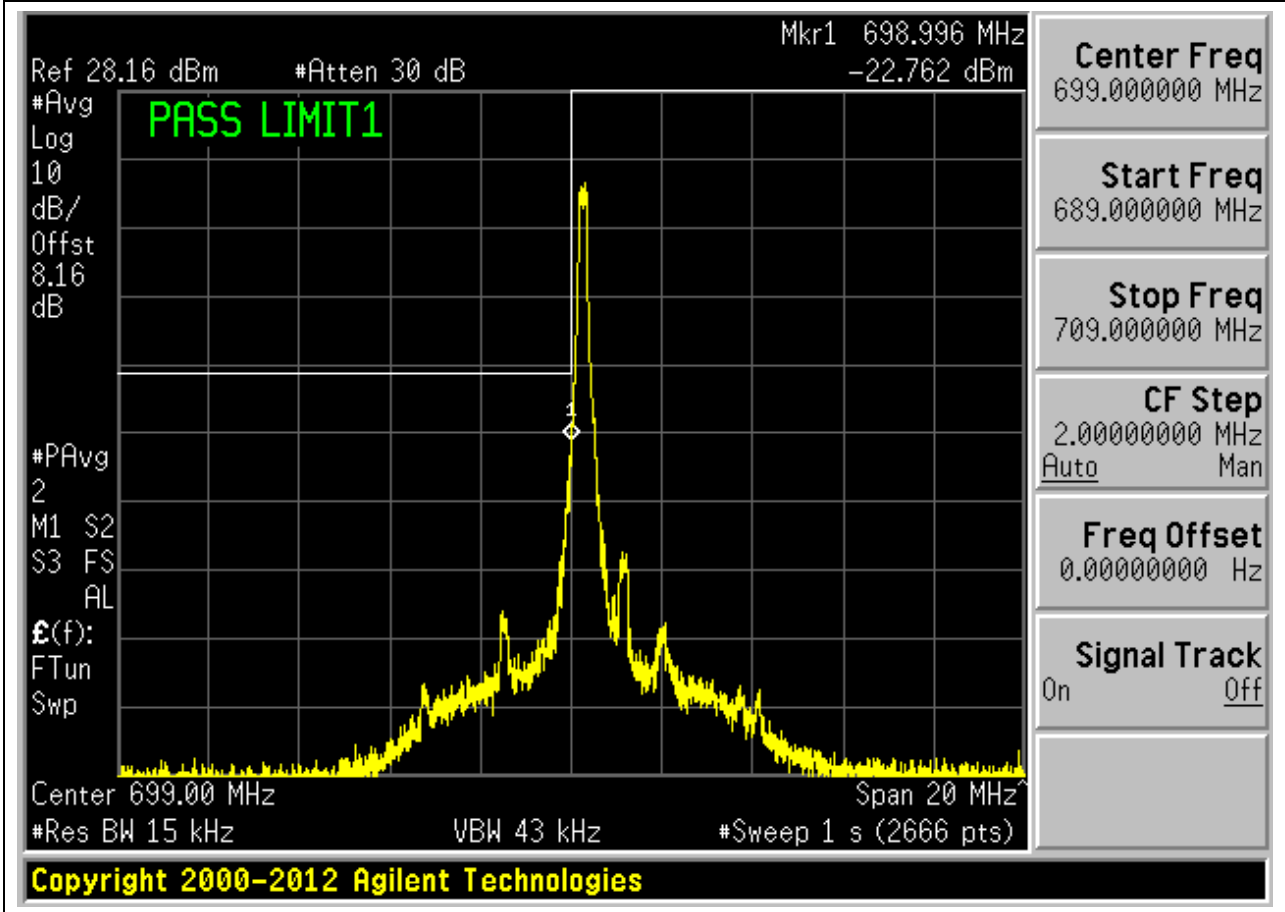
15.2. LTE Band Edge(NTNV)(Subtest:2, Channel:23017, Bandwidth:1.4, Modulation:QPSK, RB Number: 6, RB Position:LOW)

| Center Frequency (MHz) | Span (MHz) | RBW (MHz) | Detector | Frequency (MHz) | Power (dBm) | Verdict | Sweep Point |
|------------------------|------------|-----------|----------|-----------------|-------------|---------|-------------|
| 699 | 20 | 0.015 | RMS | 698.989 | -24.61 | Pass | 2666 |



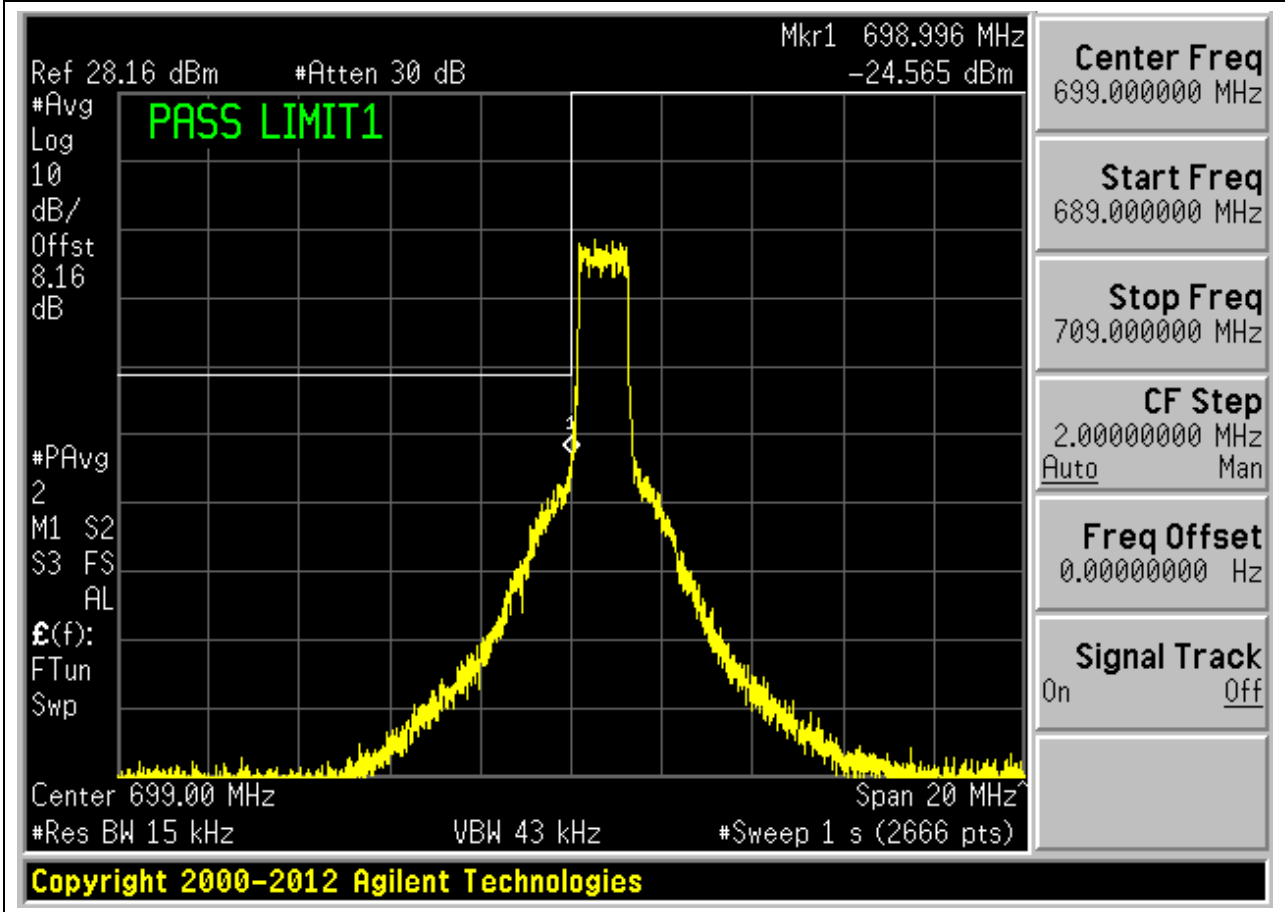
15.3. LTE Band Edge(NTNV)(Subtest:3, Channel:23017, Bandwidth:1.4, Modulation:Q16, RB Number: 1, RB Position:LOW)

| Center Frequency (MHz) | Span (MHz) | RBW (MHz) | Detector | Frequency (MHz) | Power (dBm) | Verdict | Sweep Point |
|------------------------|------------|-----------|----------|-----------------|-------------|---------|-------------|
| 699 | 20 | 0.015 | RMS | 698.996 | -22.76 | Pass | 2666 |



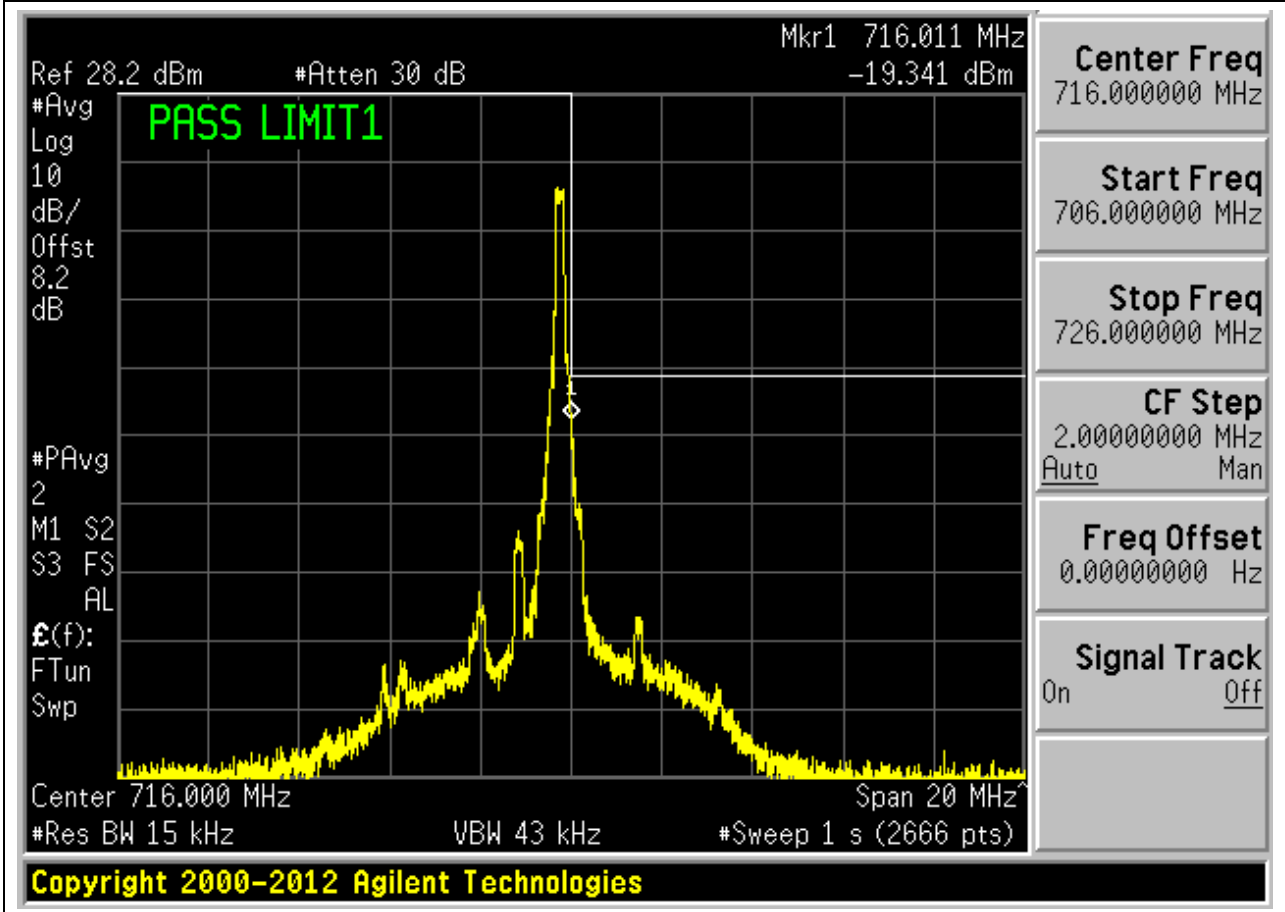
15.4. LTE Band Edge(NTNV)(Subtest:4, Channel:23017, Bandwidth:1.4, Modulation:Q16, RB Number: 6, RB Position:LOW)

| Center Frequency (MHz) | Span (MHz) | RBW (MHz) | Detector | Frequency (MHz) | Power (dBm) | Verdict | Sweep Point |
|------------------------|------------|-----------|----------|-----------------|-------------|---------|-------------|
| 699 | 20 | 0.015 | RMS | 698.996 | -24.57 | Pass | 2666 |



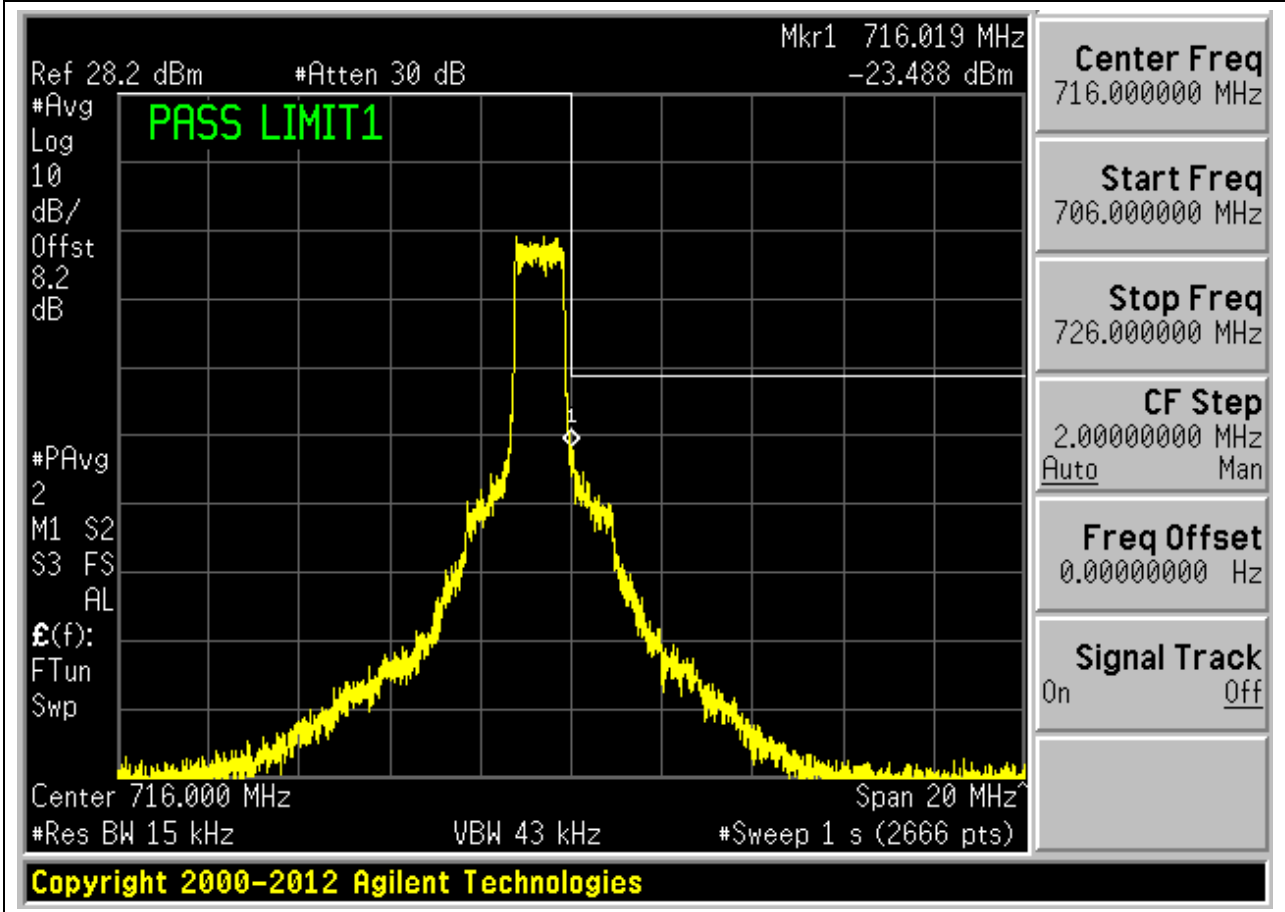
15.5. LTE Band Edge(NTNV)(Subtest:5, Channel:23173, Bandwidth:1.4, Modulation:QPSK, RB Number: 1, RB Position:HIGH)

| Center Frequency (MHz) | Span (MHz) | RBW (MHz) | Detector | Frequency (MHz) | Power (dBm) | Verdict | Sweep Point |
|------------------------|------------|-----------|----------|-----------------|-------------|---------|-------------|
| 716 | 20 | 0.015 | RMS | 716.011 | -19.34 | Pass | 2666 |



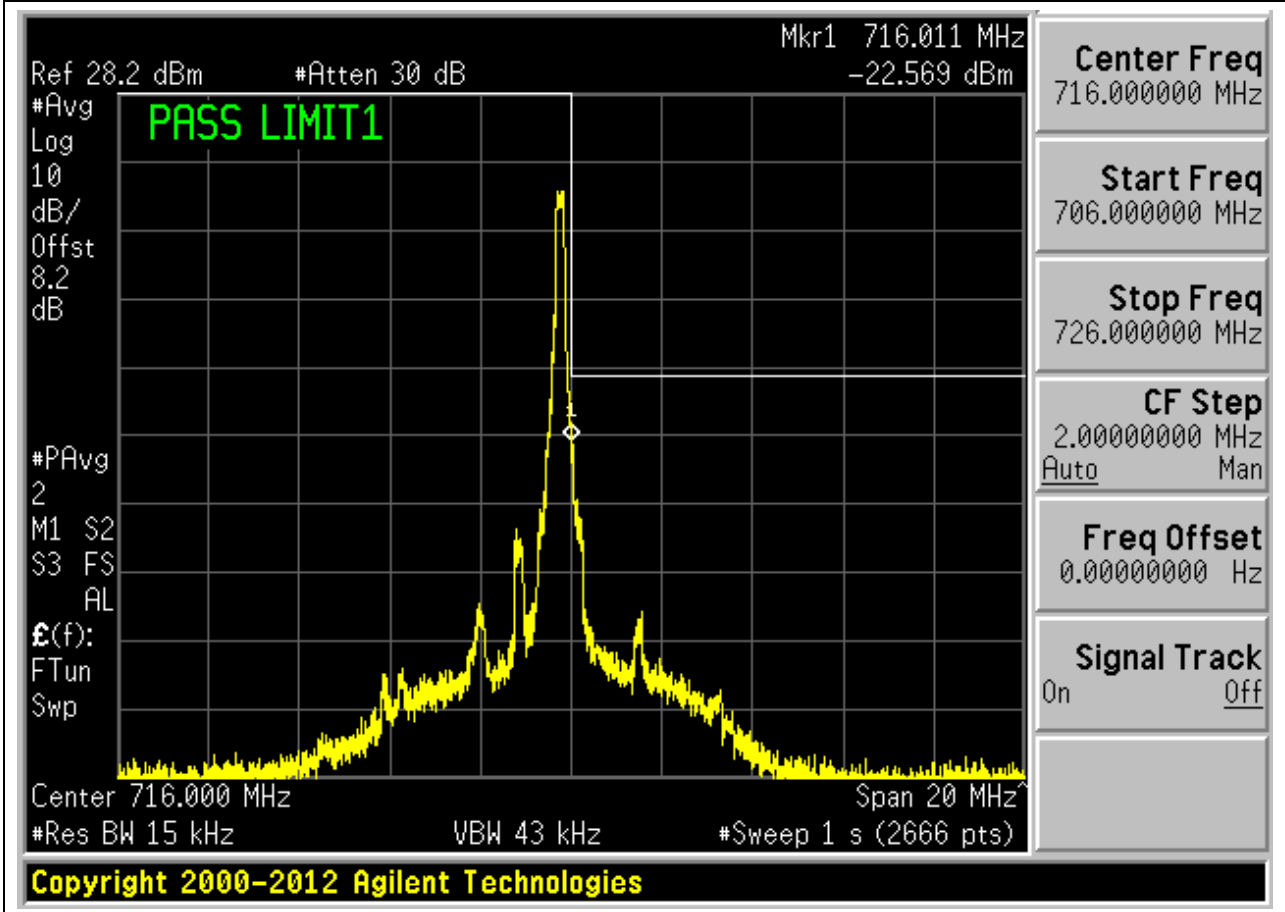
15.6. LTE Band Edge(NTNV)(Subtest:6, Channel:23173, Bandwidth:1.4, Modulation:QPSK, RB Number: 6, RB Position:HIGH)

| Center Frequency (MHz) | Span (MHz) | RBW (MHz) | Detector | Frequency (MHz) | Power (dBm) | Verdict | Sweep Point |
|------------------------|------------|-----------|----------|-----------------|-------------|---------|-------------|
| 716 | 20 | 0.015 | RMS | 716.019 | -23.49 | Pass | 2666 |



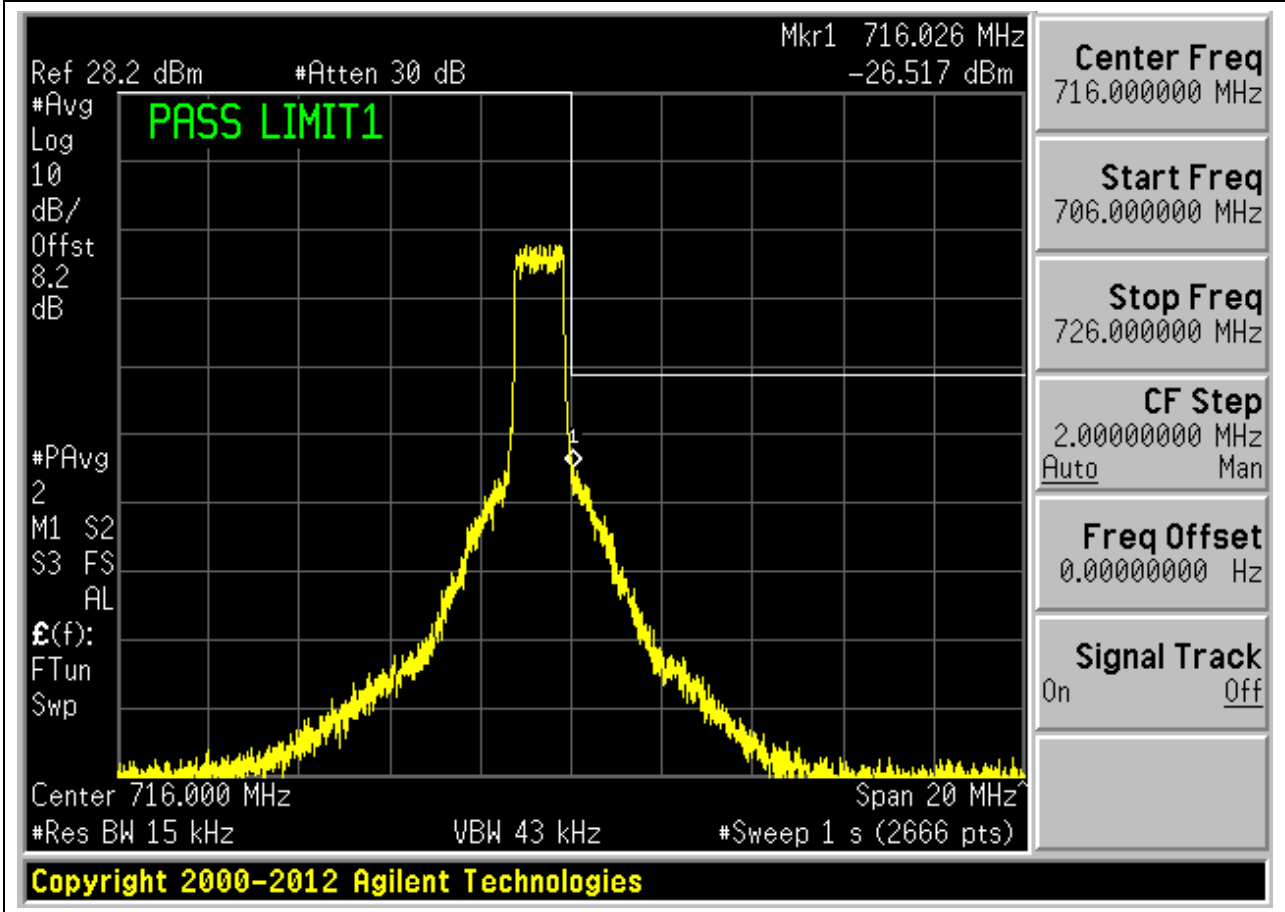
15.7. LTE Band Edge(NTNV)(Subtest:7, Channel:23173, Bandwidth:1.4, Modulation:Q16, RB Number: 1, RB Position:HIGH)

| Center Frequency (MHz) | Span (MHz) | RBW (MHz) | Detector | Frequency (MHz) | Power (dBm) | Verdict | Sweep Point |
|------------------------|------------|-----------|----------|-----------------|-------------|---------|-------------|
| 716 | 20 | 0.015 | RMS | 716.011 | -22.57 | Pass | 2666 |



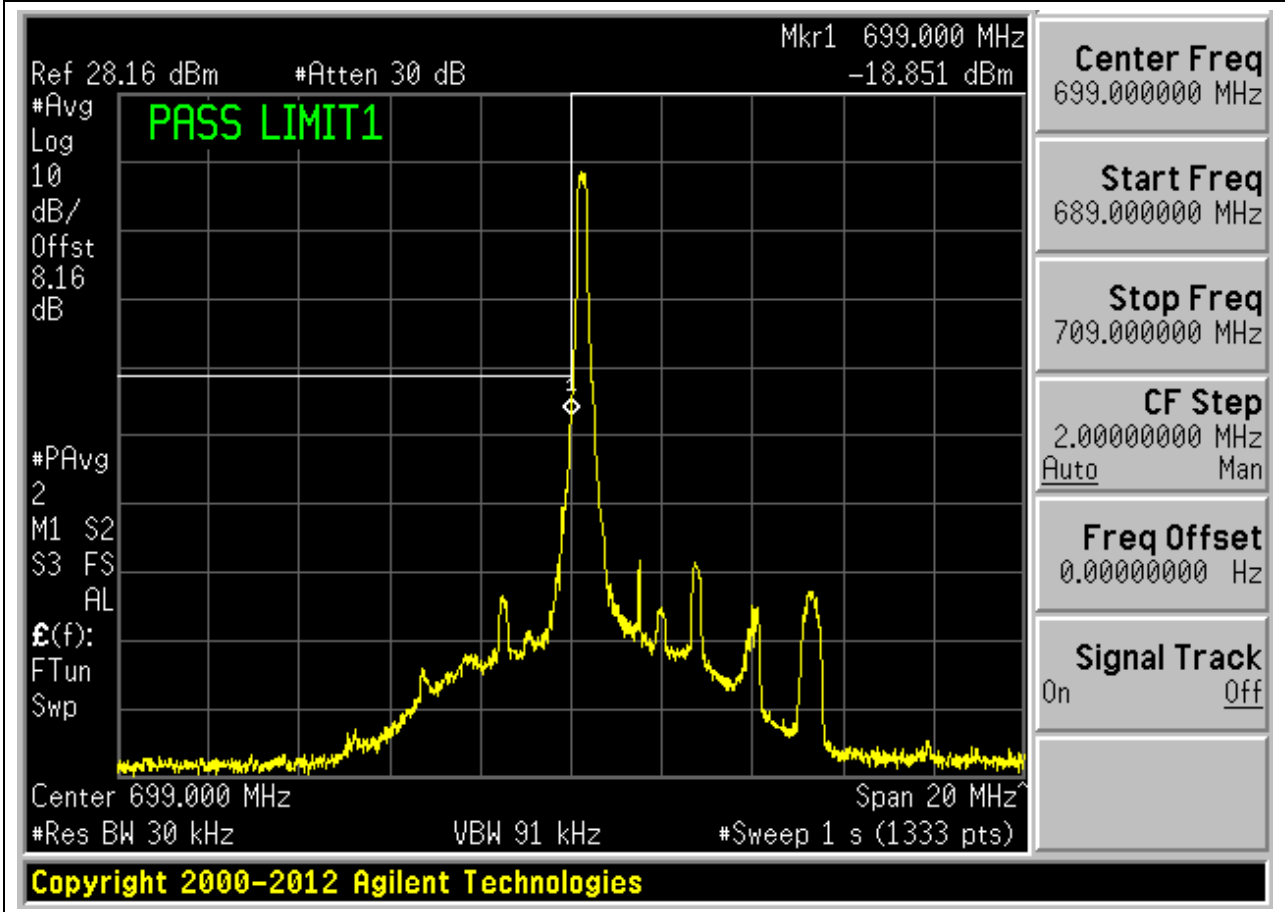
15.8. LTE Band Edge(NTNV)(Subtest:8, Channel:23173, Bandwidth:1.4, Modulation:Q16, RB Number: 6, RB Position:HIGH)

| Center Frequency (MHz) | Span (MHz) | RBW (MHz) | Detector | Frequency (MHz) | Power (dBm) | Verdict | Sweep Point |
|------------------------|------------|-----------|----------|-----------------|-------------|---------|-------------|
| 716 | 20 | 0.015 | RMS | 716.026 | -26.52 | Pass | 2666 |



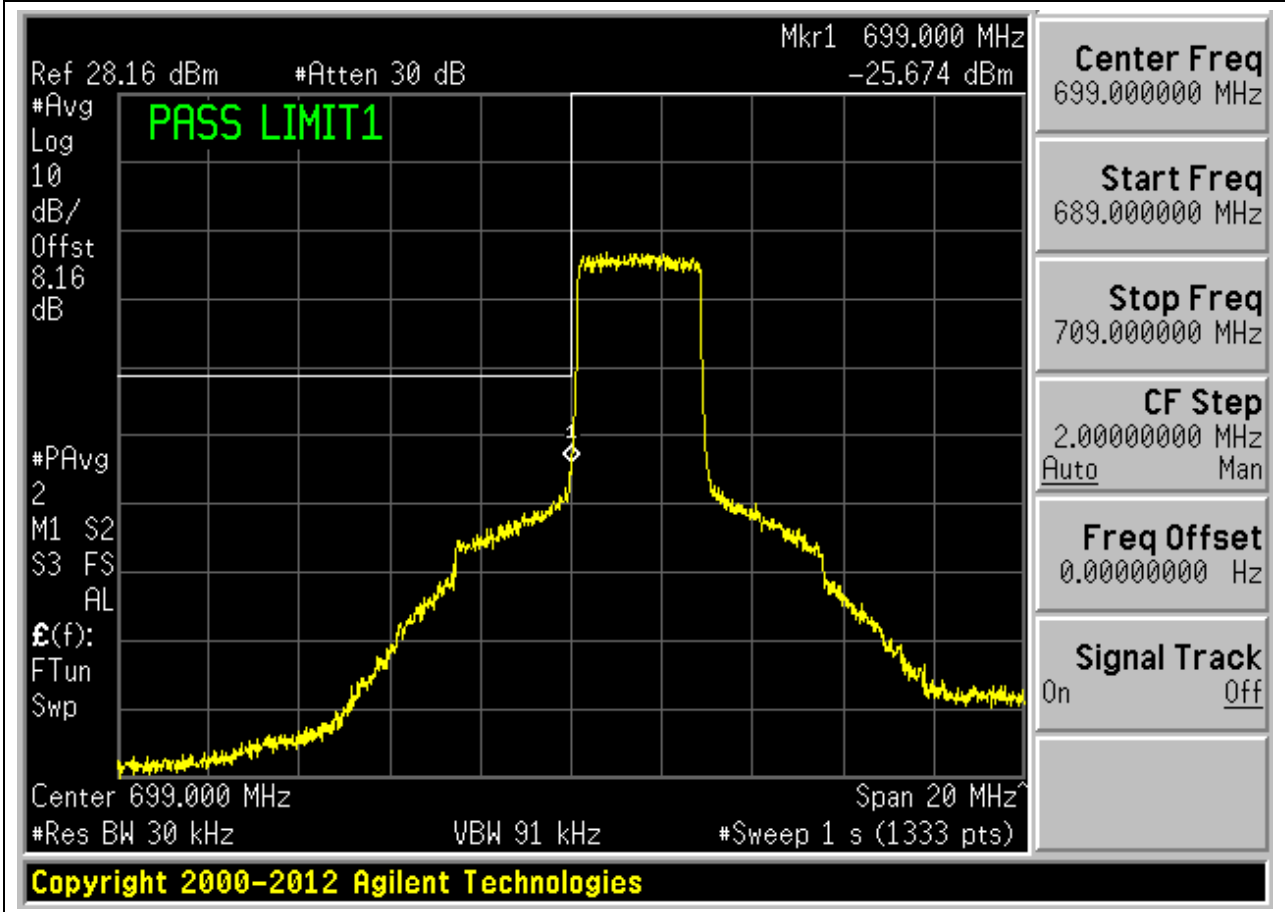
15.9. LTE Band Edge(NTNV)(Subtest:9, Channel:23025, Bandwidth:3, Modulation:QPSK, RB Number: 1, RB Position:LOW)

| Center Frequency (MHz) | Span (MHz) | RBW (MHz) | Detector | Frequency (MHz) | Power (dBm) | Verdict | Sweep Point |
|------------------------|------------|-----------|----------|-----------------|-------------|---------|-------------|
| 699 | 20 | 0.03 | RMS | 699 | -18.85 | Pass | 1333 |



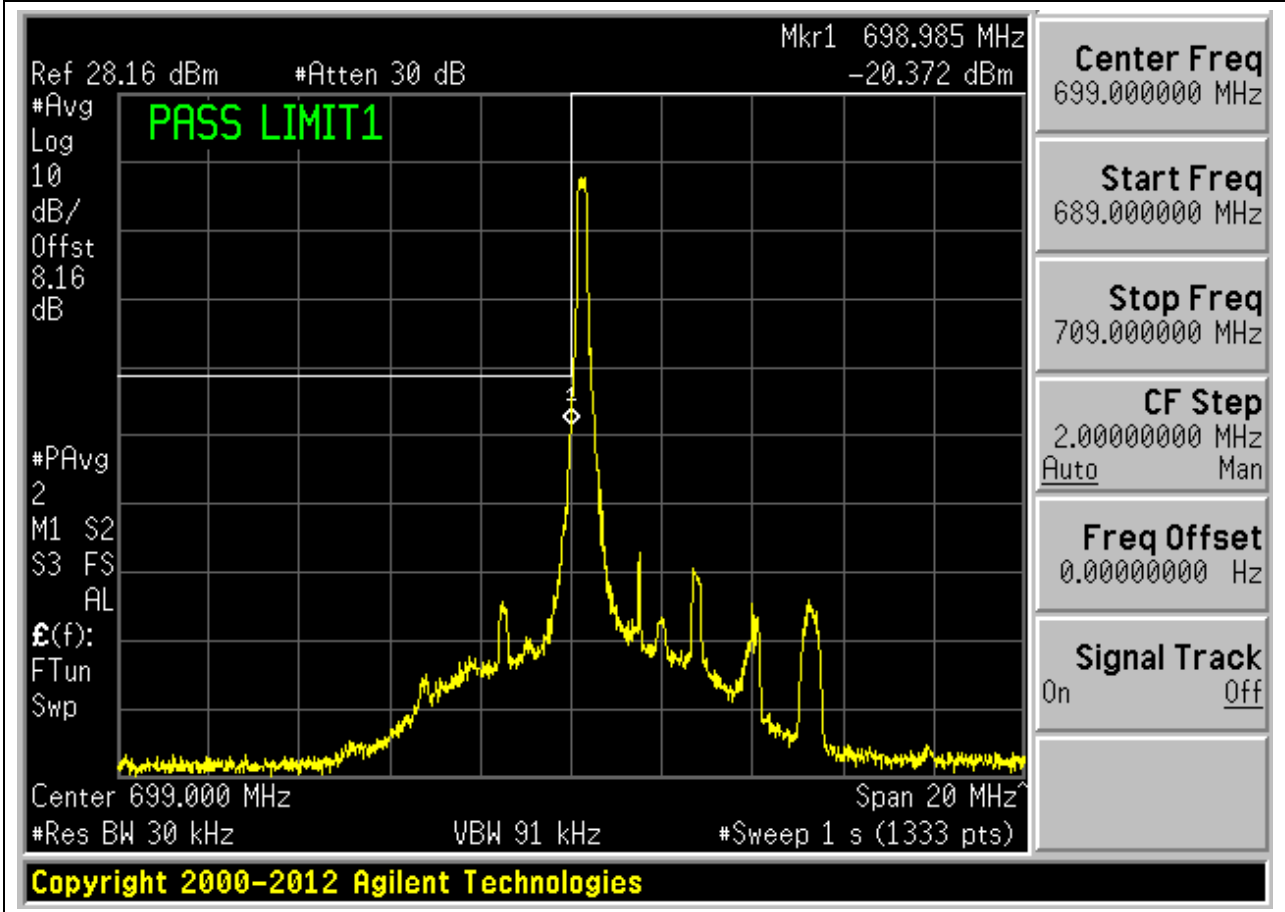
15.10. LTE Band Edge(NTNV)(Subtest:10, Channel:23025, Bandwidth:3, Modulation:QPSK, RB Number: 15, RB Position:LOW)

| Center Frequency (MHz) | Span (MHz) | RBW (MHz) | Detector | Frequency (MHz) | Power (dBm) | Verdict | Sweep Point |
|------------------------|------------|-----------|----------|-----------------|-------------|---------|-------------|
| 699 | 20 | 0.03 | RMS | 699 | -25.67 | Pass | 1333 |



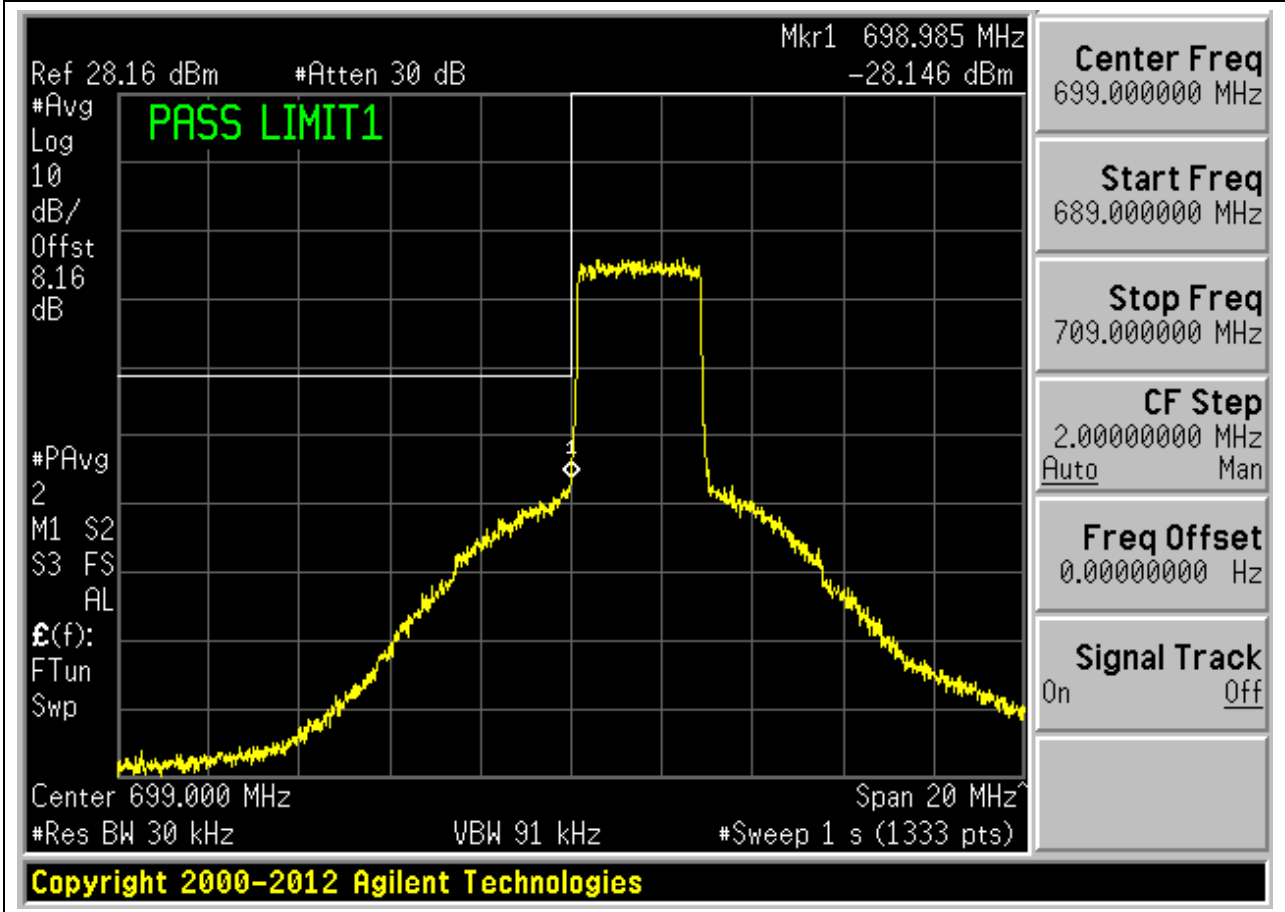
15.11. LTE Band Edge(NTNV)(Subtest:11, Channel:23025, Bandwidth:3, Modulation:Q16, RB Number: 1, RB Position:LOW)

| Center Frequency (MHz) | Span (MHz) | RBW (MHz) | Detector | Frequency (MHz) | Power (dBm) | Verdict | Sweep Point |
|------------------------|------------|-----------|----------|-----------------|-------------|---------|-------------|
| 699 | 20 | 0.03 | RMS | 698.985 | -20.37 | Pass | 1333 |



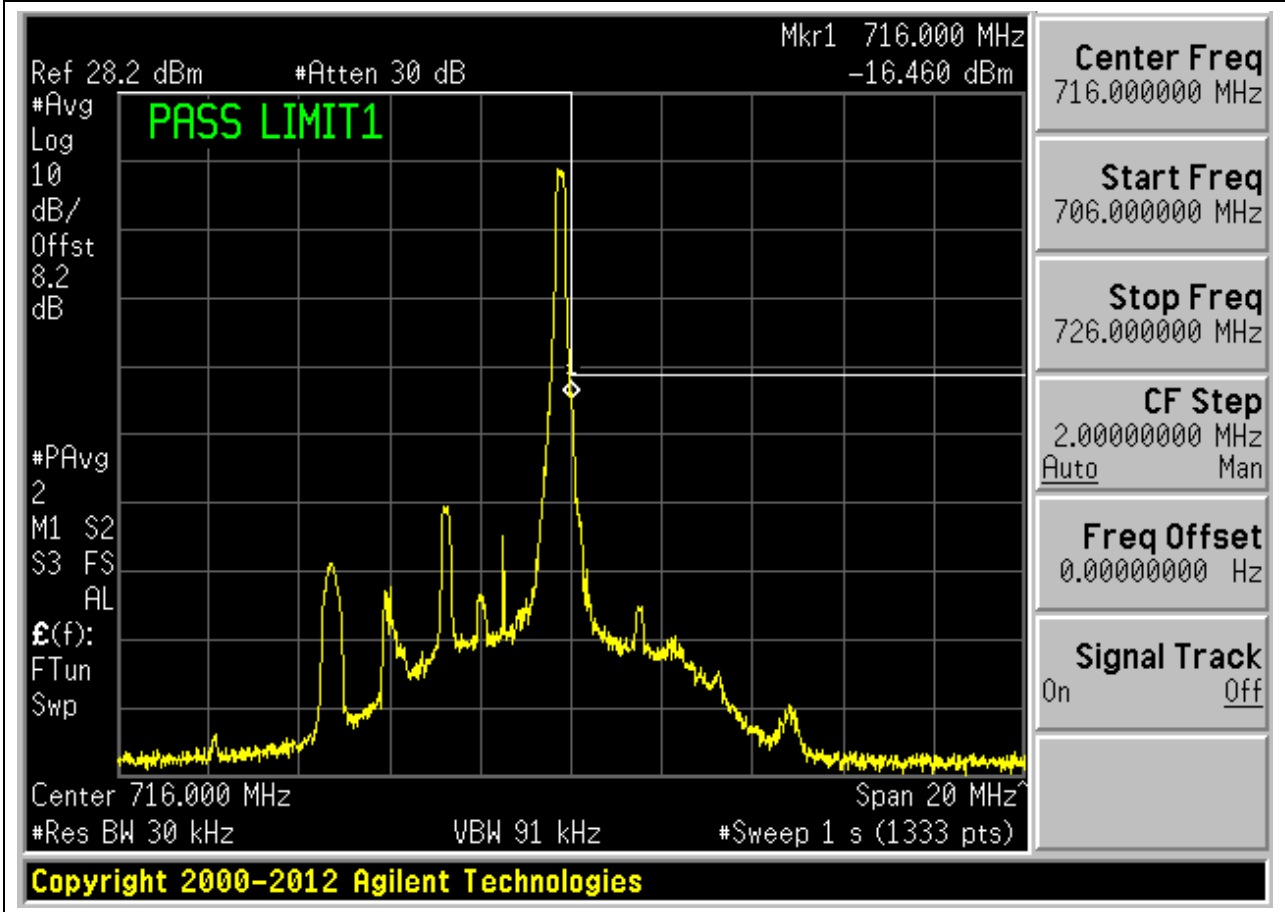
15.12. LTE Band Edge(NTNV)(Subtest:12, Channel:23025, Bandwidth:3, Modulation:Q16, RB Number: 15, RB Position:LOW)

| Center Frequency (MHz) | Span (MHz) | RBW (MHz) | Detector | Frequency (MHz) | Power (dBm) | Verdict | Sweep Point |
|------------------------|------------|-----------|----------|-----------------|-------------|---------|-------------|
| 699 | 20 | 0.03 | RMS | 698.985 | -28.15 | Pass | 1333 |



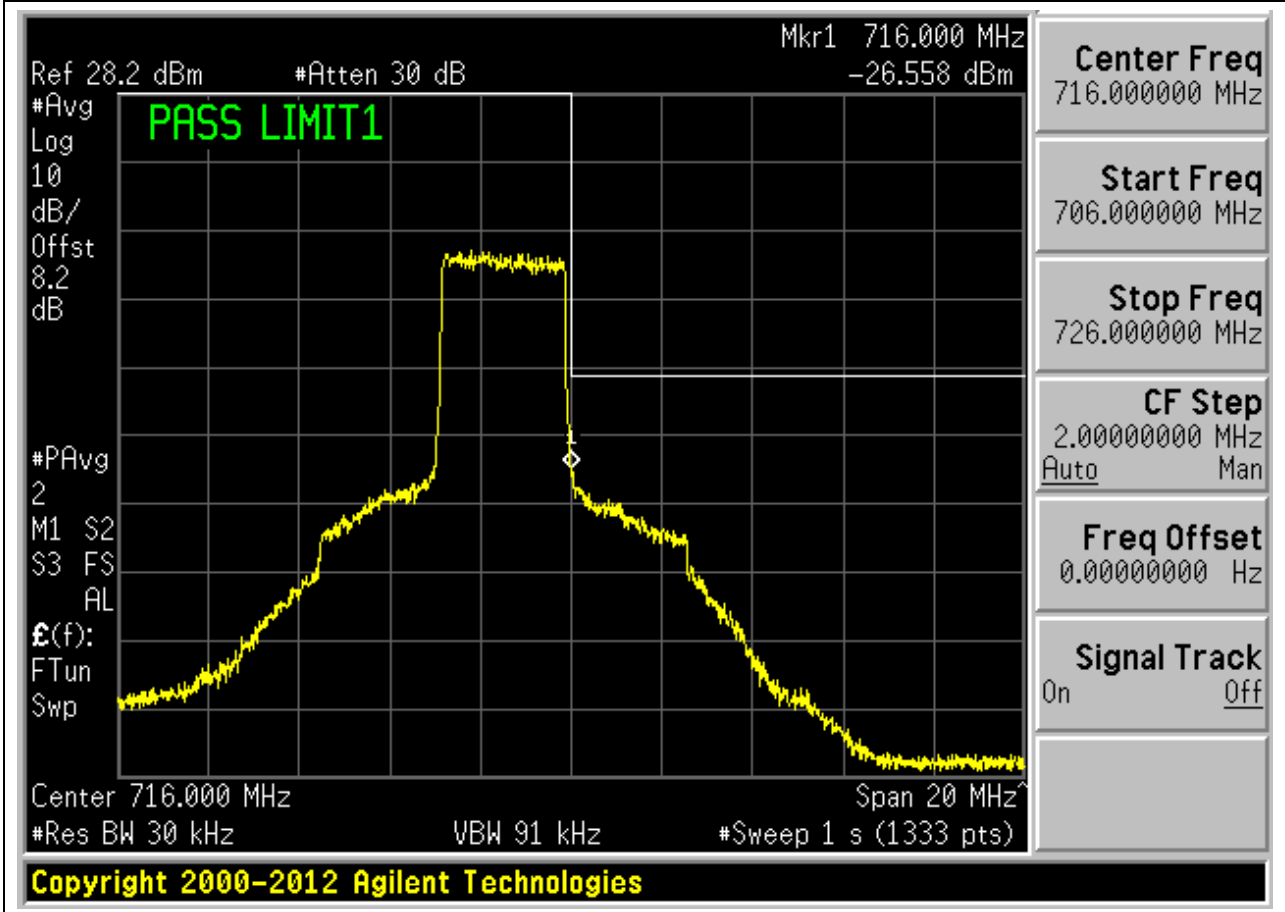
15.13. LTE Band Edge(NTNV)(Subtest:13, Channel:23165, Bandwidth:3, Modulation:QPSK, RB Number: 1, RB Position:HIGH)

| Center Frequency (MHz) | Span (MHz) | RBW (MHz) | Detector | Frequency (MHz) | Power (dBm) | Verdict | Sweep Point |
|------------------------|------------|-----------|----------|-----------------|-------------|---------|-------------|
| 716 | 20 | 0.03 | RMS | 716 | -16.46 | Pass | 1333 |



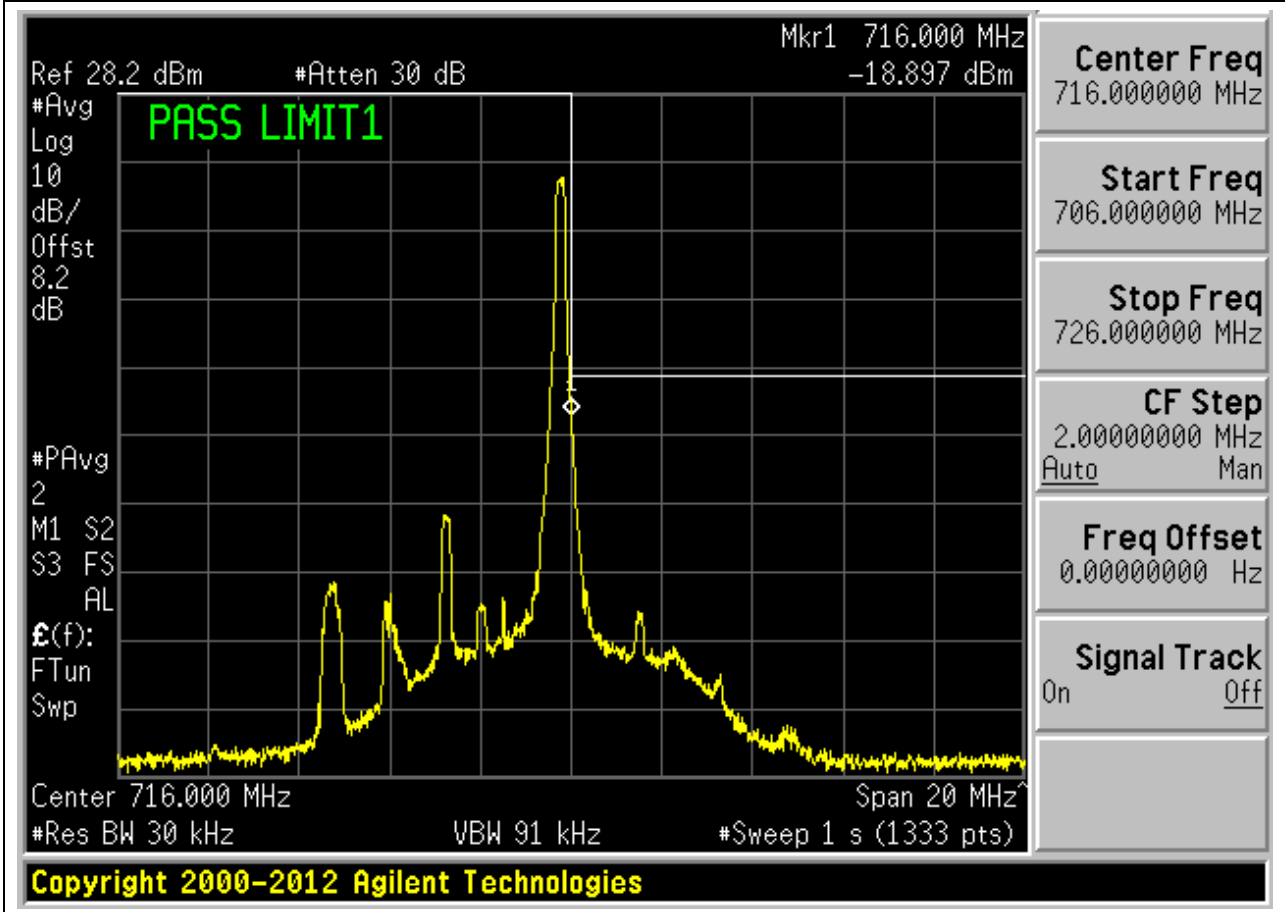
15.14. LTE Band Edge(NTNV)(Subtest:14, Channel:23165, Bandwidth:3, Modulation:QPSK, RB Number: 15, RB Position:HIGH)

| Center Frequency (MHz) | Span (MHz) | RBW (MHz) | Detector | Frequency (MHz) | Power (dBm) | Verdict | Sweep Point |
|------------------------|------------|-----------|----------|-----------------|-------------|---------|-------------|
| 716 | 20 | 0.03 | RMS | 716 | -26.56 | Pass | 1333 |



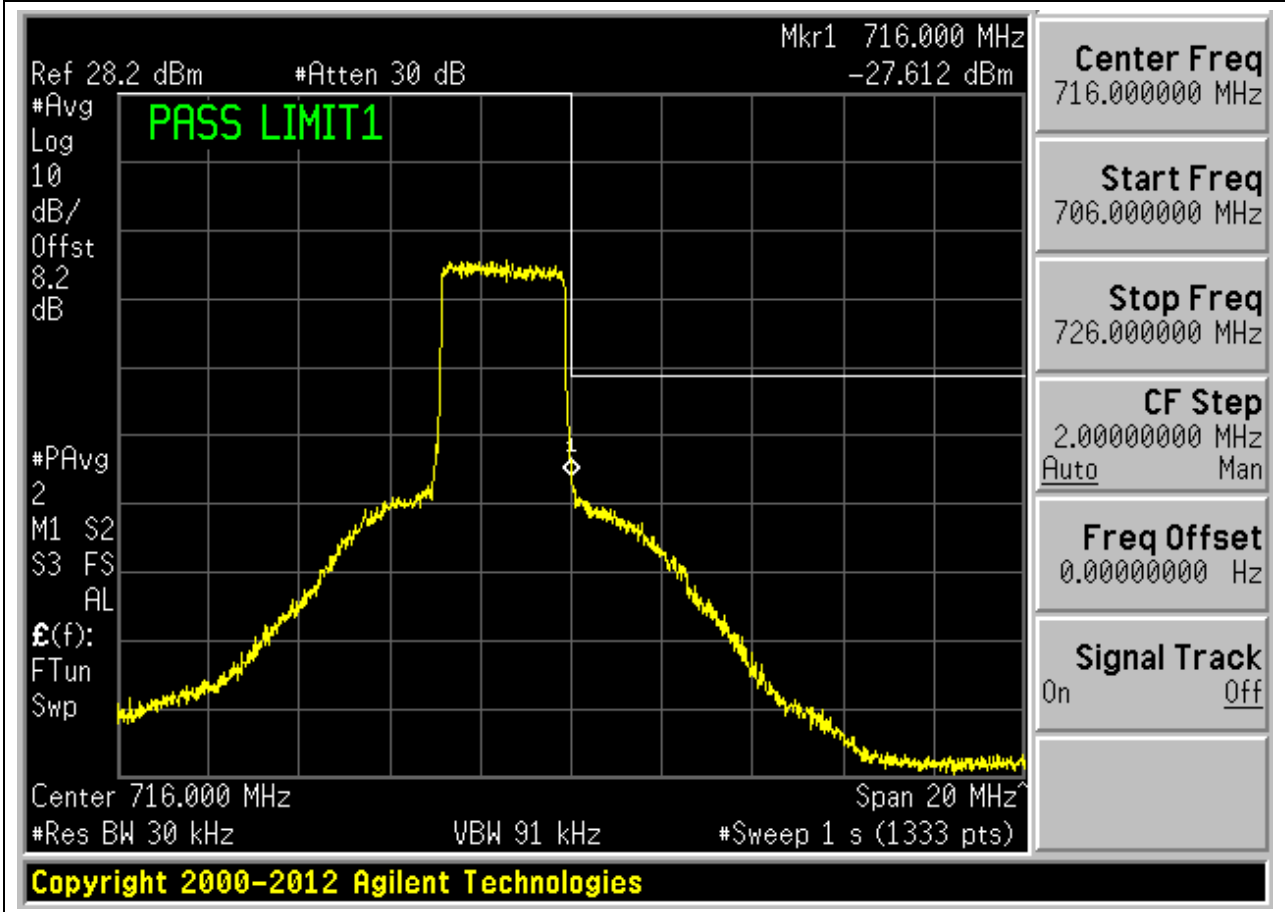
15.15. LTE Band Edge(NTNV)(Subtest:15, Channel:23165, Bandwidth:3, Modulation:Q16, RB Number: 1, RB Position:HIGH)

| Center Frequency (MHz) | Span (MHz) | RBW (MHz) | Detector | Frequency (MHz) | Power (dBm) | Verdict | Sweep Point |
|------------------------|------------|-----------|----------|-----------------|-------------|---------|-------------|
| 716 | 20 | 0.03 | RMS | 716 | -18.9 | Pass | 1333 |



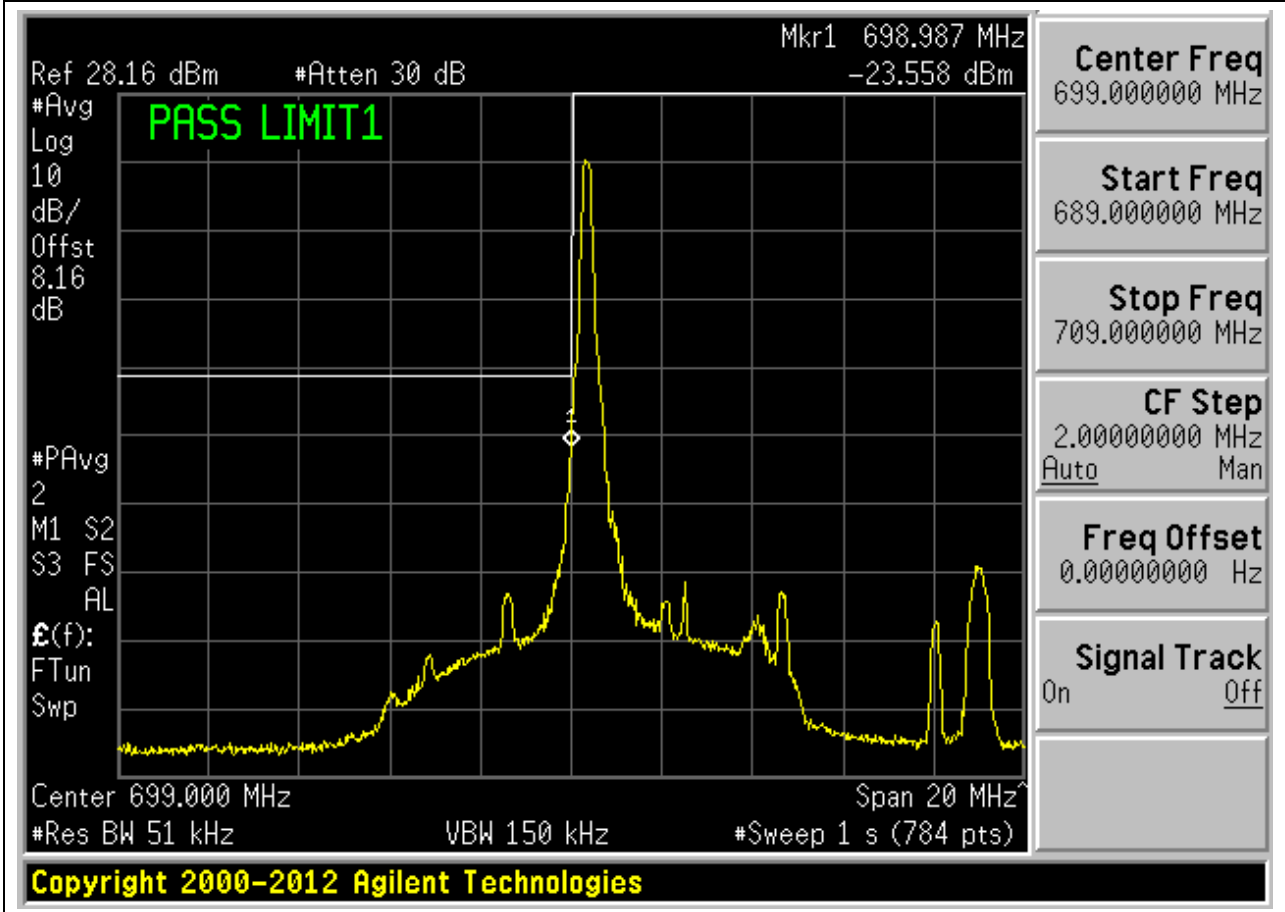
15.16. LTE Band Edge(NTNV)(Subtest:16, Channel:23165, Bandwidth:3, Modulation:Q16, RB Number: 15, RB Position:HIGH)

| Center Frequency (MHz) | Span (MHz) | RBW (MHz) | Detector | Frequency (MHz) | Power (dBm) | Verdict | Sweep Point |
|------------------------|------------|-----------|----------|-----------------|-------------|---------|-------------|
| 716 | 20 | 0.03 | RMS | 716 | -27.61 | Pass | 1333 |



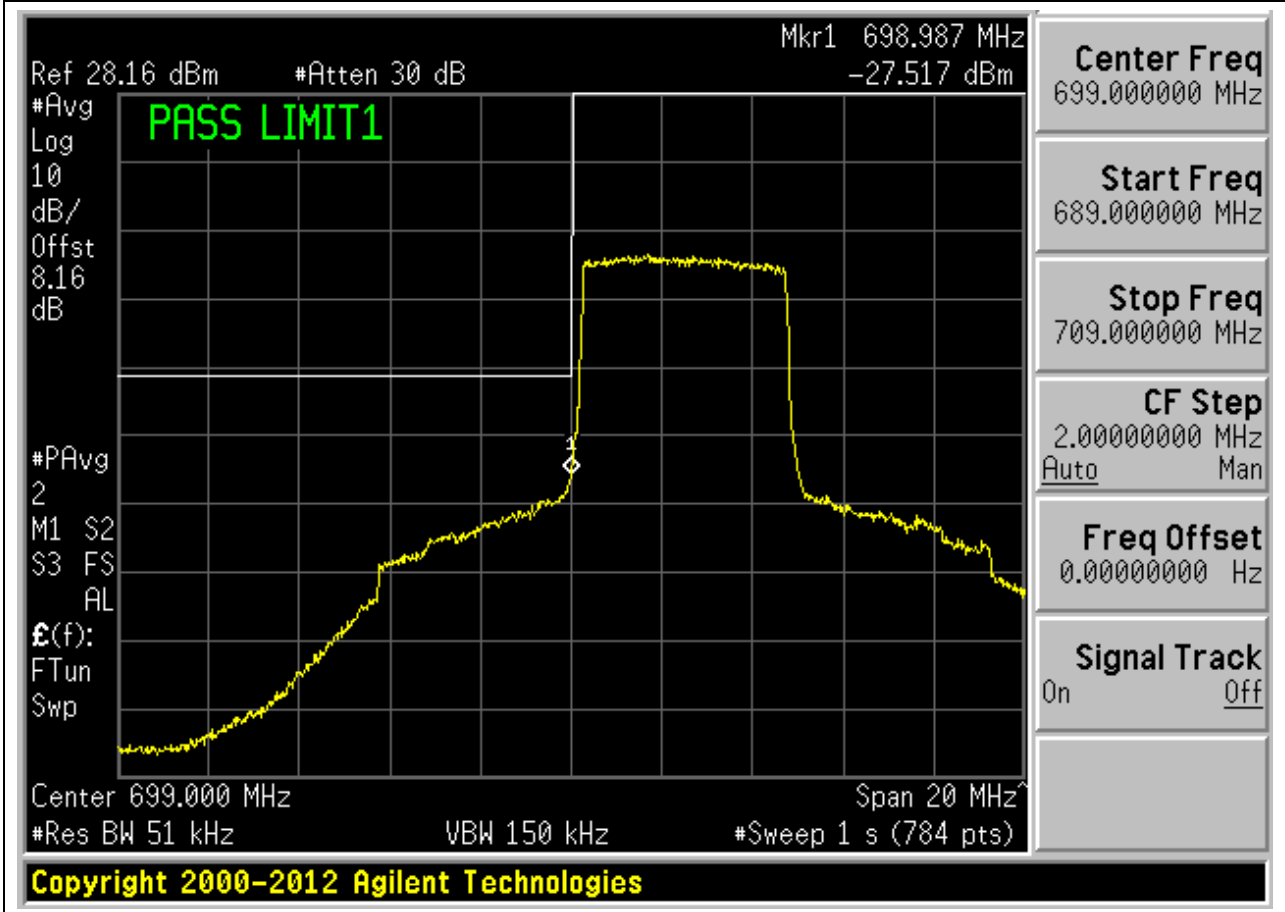
15.17. LTE Band Edge(NTNV)(Subtest:17, Channel:23035, Bandwidth:5, Modulation:QPSK, RB Number: 1, RB Position:LOW)

| Center Frequency (MHz) | Span (MHz) | RBW (MHz) | Detector | Frequency (MHz) | Power (dBm) | Verdict | Sweep Point |
|------------------------|------------|-----------|----------|-----------------|-------------|---------|-------------|
| 699 | 20 | 0.051 | RMS | 698.987 | -23.56 | Pass | 784 |



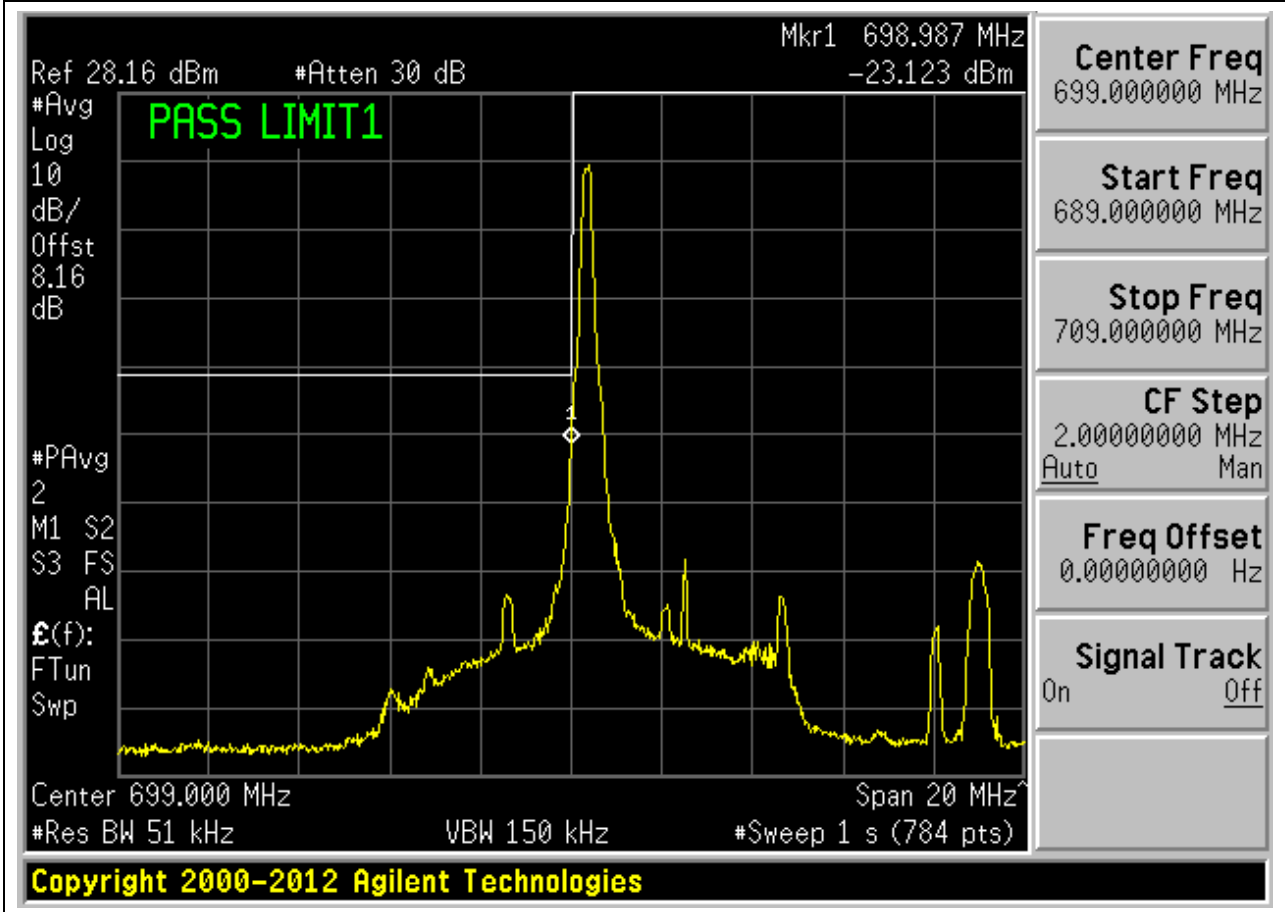
15.18. LTE Band Edge(NTNV)(Subtest:18, Channel:23035, Bandwidth:5, Modulation:QPSK, RB Number: 25, RB Position:LOW)

| Center Frequency (MHz) | Span (MHz) | RBW (MHz) | Detector | Frequency (MHz) | Power (dBm) | Verdict | Sweep Point |
|------------------------|------------|-----------|----------|-----------------|-------------|---------|-------------|
| 699 | 20 | 0.051 | RMS | 698.987 | -27.52 | Pass | 784 |



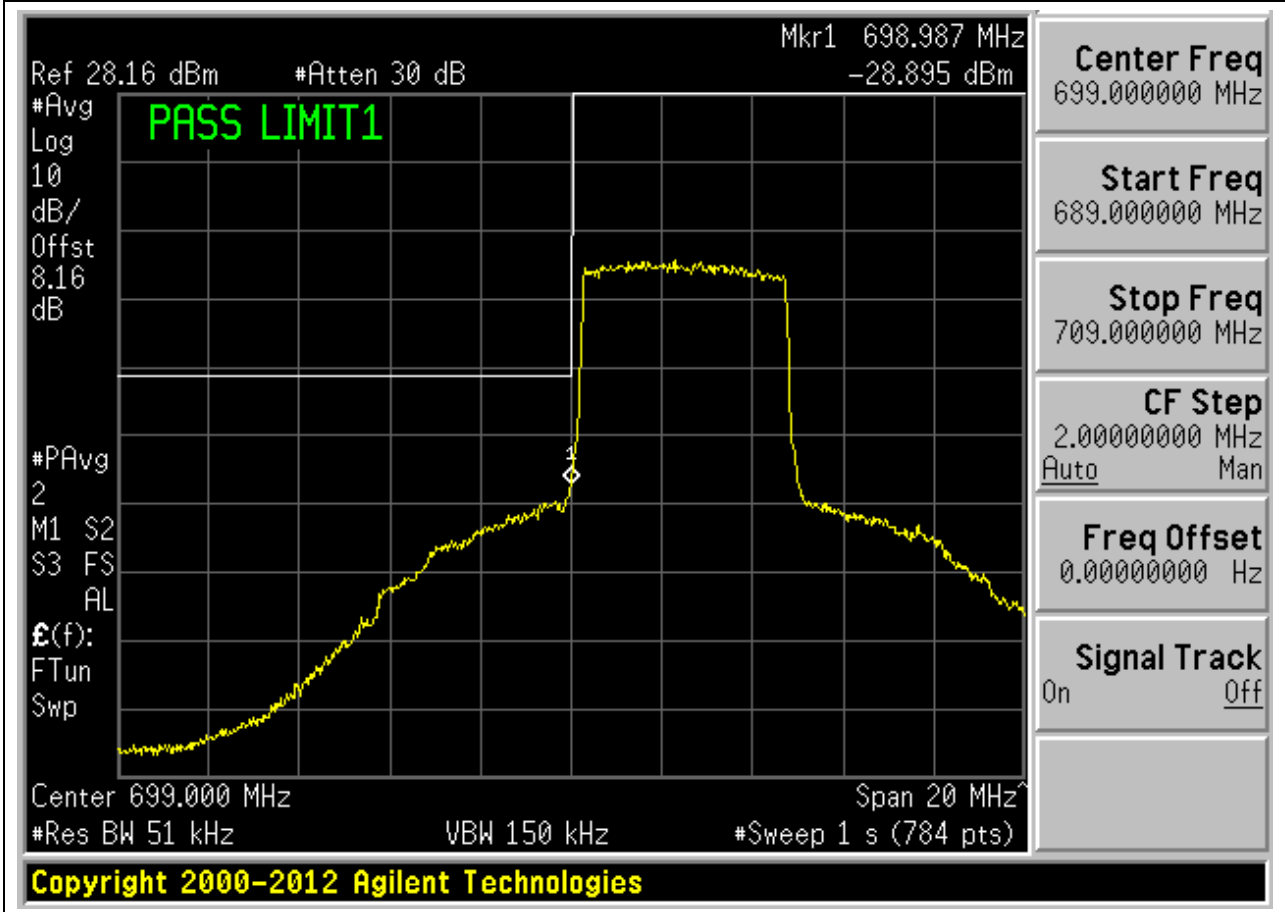
15.19. LTE Band Edge(NTNV)(Subtest:19, Channel:23035, Bandwidth:5, Modulation:Q16, RB Number: 1, RB Position:LOW)

| Center Frequency (MHz) | Span (MHz) | RBW (MHz) | Detector | Frequency (MHz) | Power (dBm) | Verdict | Sweep Point |
|------------------------|------------|-----------|----------|-----------------|-------------|---------|-------------|
| 699 | 20 | 0.051 | RMS | 698.987 | -23.12 | Pass | 784 |



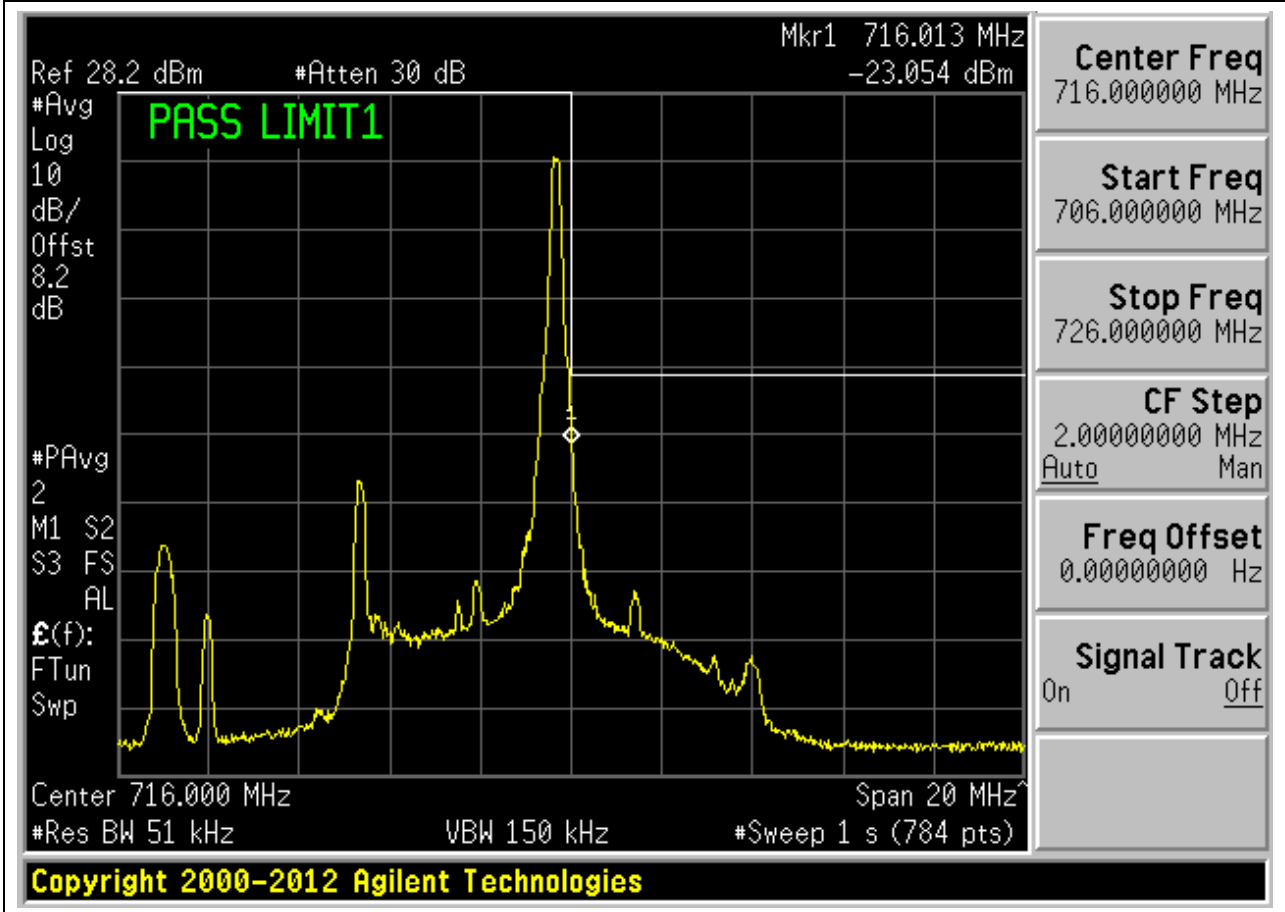
15.20. LTE Band Edge(NTNV)(Subtest:20, Channel:23035, Bandwidth:5, Modulation:Q16, RB Number: 25, RB Position:LOW)

| Center Frequency (MHz) | Span (MHz) | RBW (MHz) | Detector | Frequency (MHz) | Power (dBm) | Verdict | Sweep Point |
|------------------------|------------|-----------|----------|-----------------|-------------|---------|-------------|
| 699 | 20 | 0.051 | RMS | 698.987 | -28.9 | Pass | 784 |



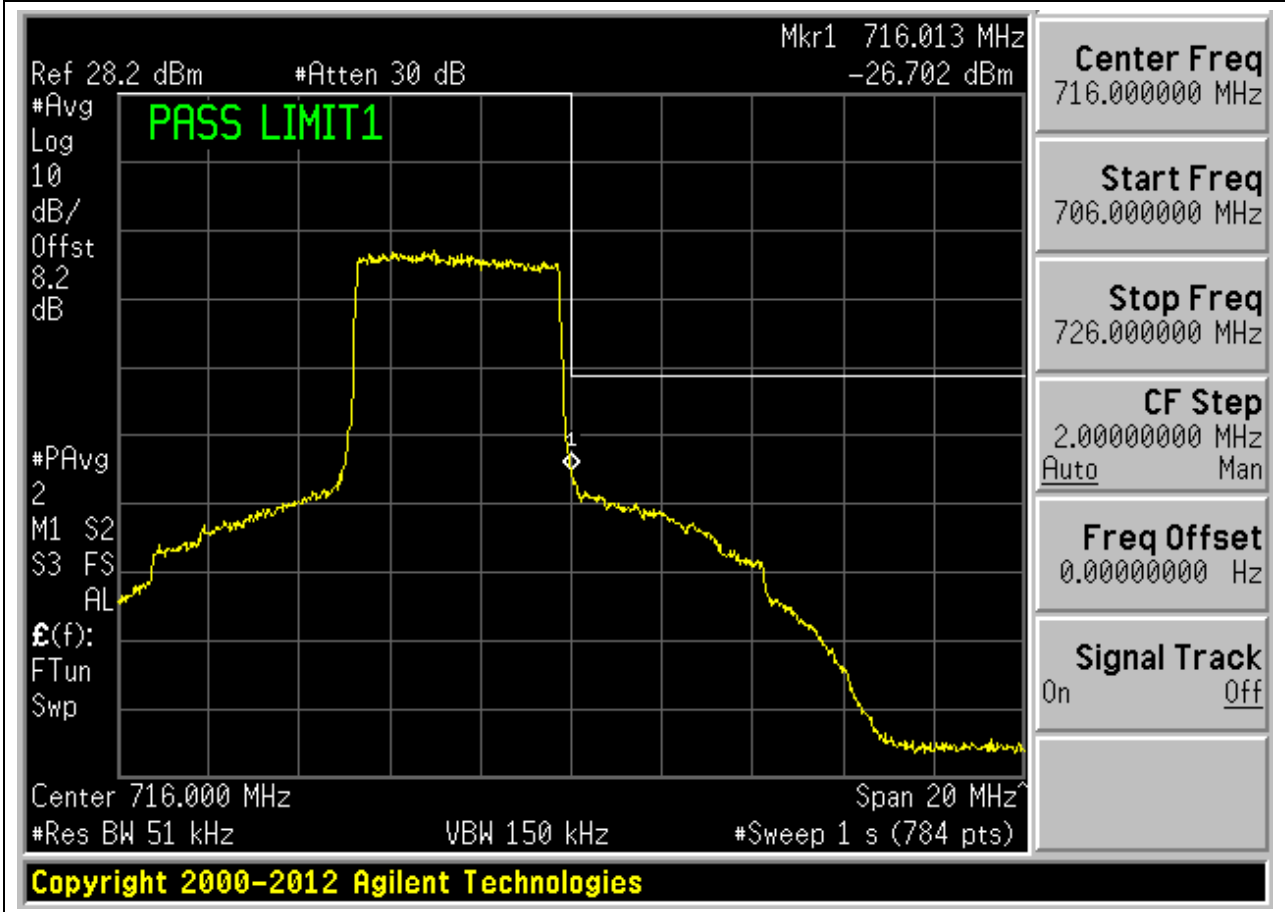
15.21. LTE Band Edge(NTNV)(Subtest:21, Channel:23155, Bandwidth:5, Modulation:QPSK, RB Number: 1, RB Position:HIGH)

| Center Frequency (MHz) | Span (MHz) | RBW (MHz) | Detector | Frequency (MHz) | Power (dBm) | Verdict | Sweep Point |
|------------------------|------------|-----------|----------|-----------------|-------------|---------|-------------|
| 716 | 20 | 0.051 | RMS | 716.013 | -23.05 | Pass | 784 |



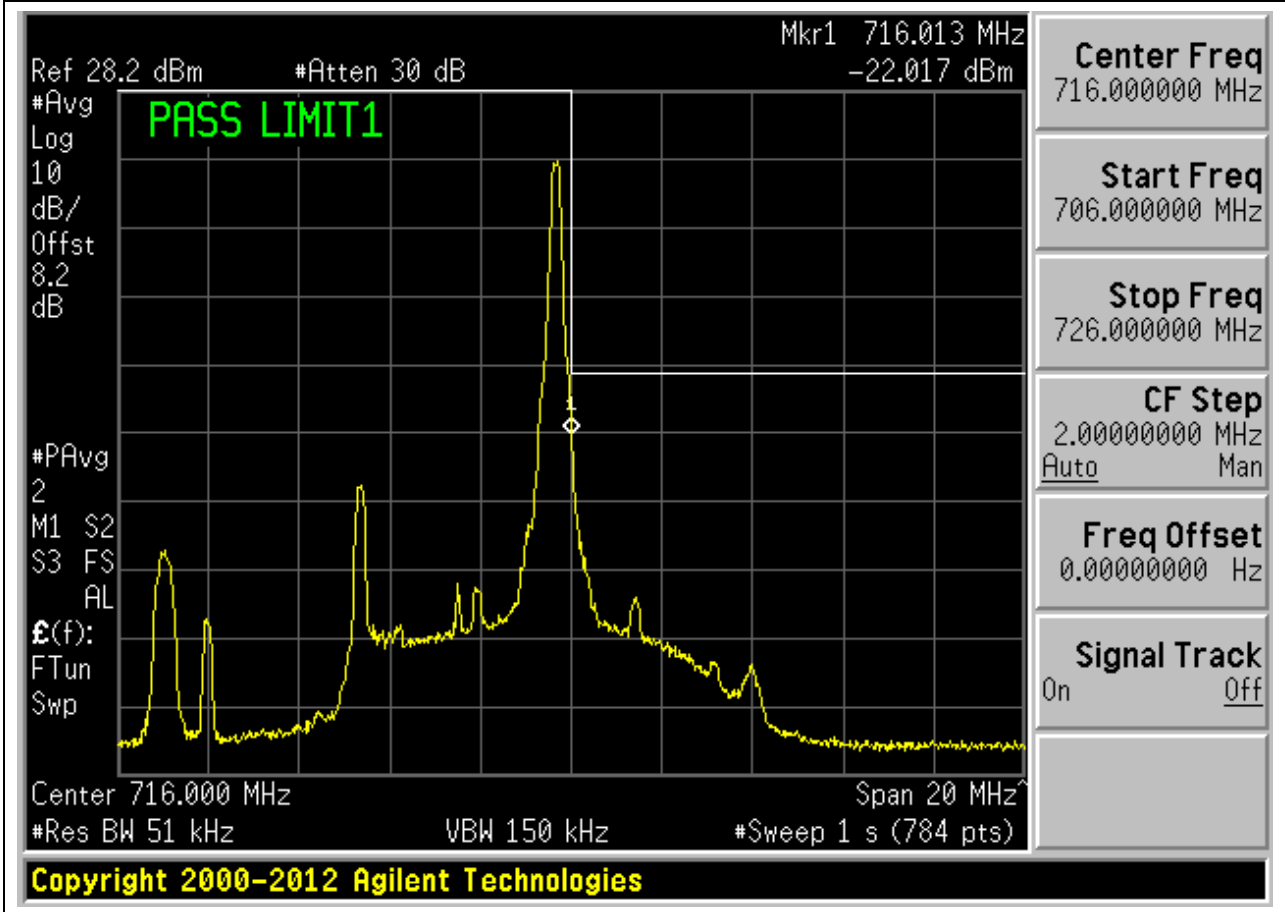
15.22. LTE Band Edge(NTNV)(Subtest:22, Channel:23155, Bandwidth:5, Modulation:QPSK, RB Number: 25, RB Position:HIGH)

| Center Frequency (MHz) | Span (MHz) | RBW (MHz) | Detector | Frequency (MHz) | Power (dBm) | Verdict | Sweep Point |
|------------------------|------------|-----------|----------|-----------------|-------------|---------|-------------|
| 716 | 20 | 0.051 | RMS | 716.013 | -26.7 | Pass | 784 |



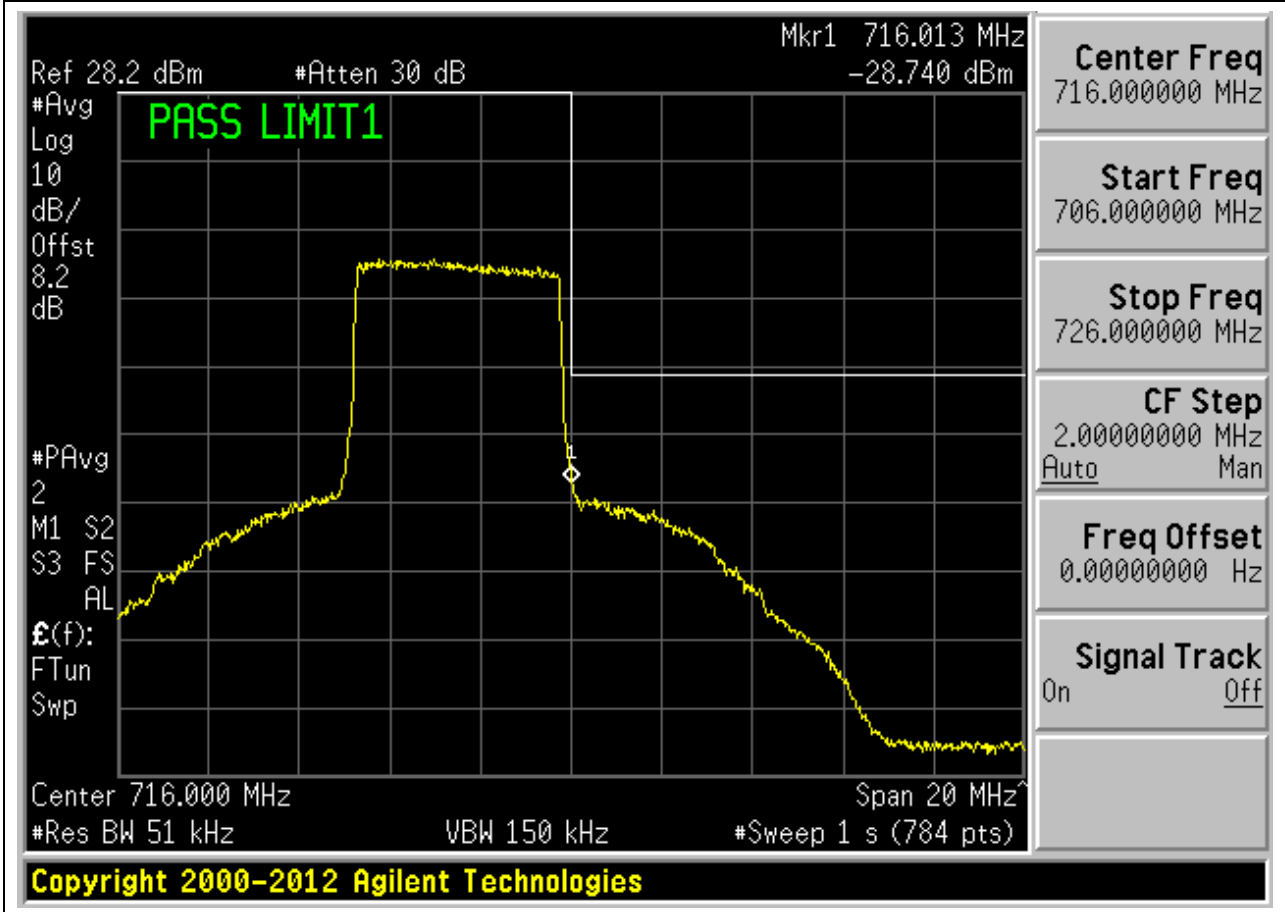
15.23. LTE Band Edge(NTNV)(Subtest:23, Channel:23155, Bandwidth:5, Modulation:Q16, RB Number: 1, RB Position:HIGH)

| Center Frequency (MHz) | Span (MHz) | RBW (MHz) | Detector | Frequency (MHz) | Power (dBm) | Verdict | Sweep Point |
|------------------------|------------|-----------|----------|-----------------|-------------|---------|-------------|
| 716 | 20 | 0.051 | RMS | 716.013 | -22.02 | Pass | 784 |



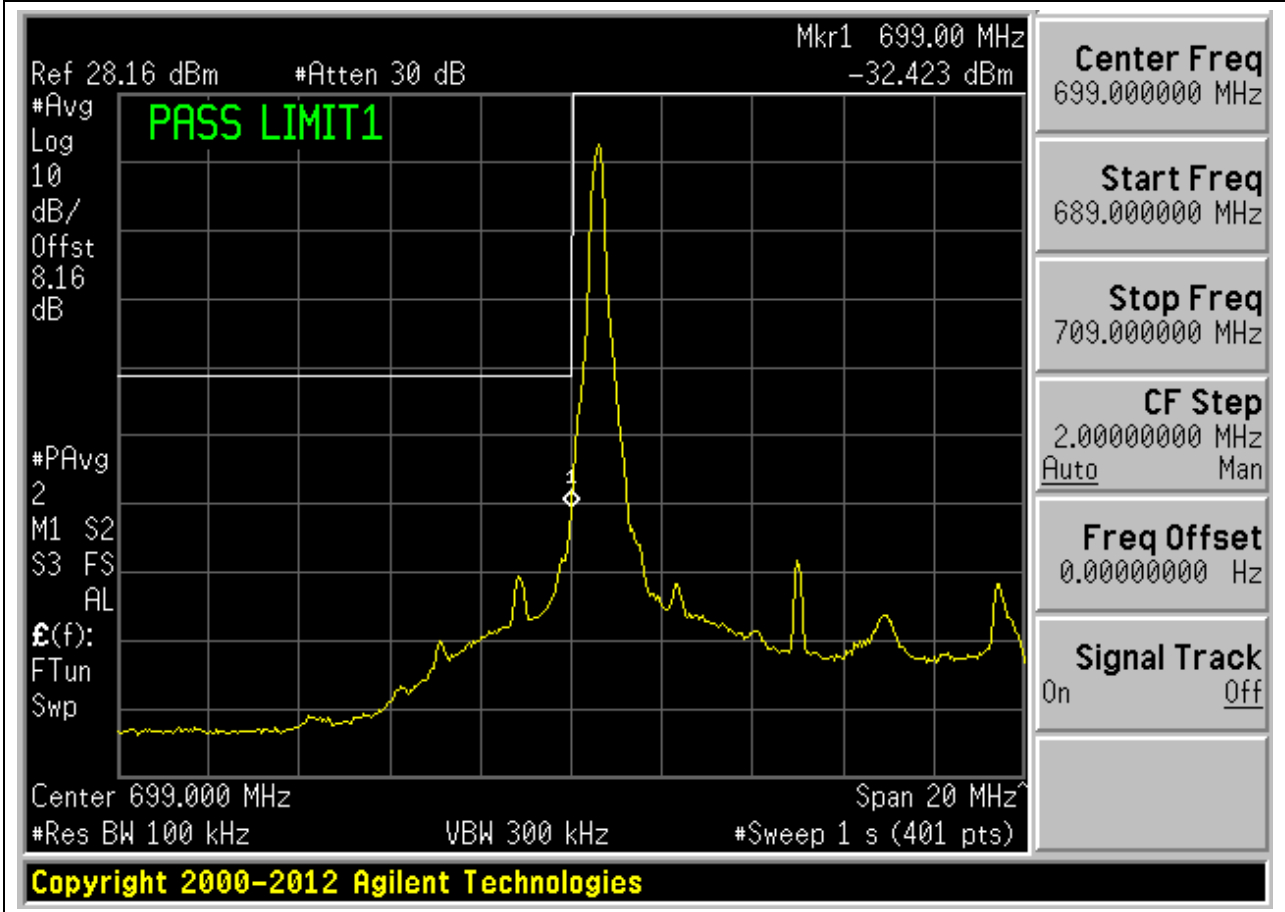
15.24. LTE Band Edge(NTNV)(Subtest:24, Channel:23155, Bandwidth:5, Modulation:Q16, RB Number: 25, RB Position:HIGH)

| Center Frequency (MHz) | Span (MHz) | RBW (MHz) | Detector | Frequency (MHz) | Power (dBm) | Verdict | Sweep Point |
|------------------------|------------|-----------|----------|-----------------|-------------|---------|-------------|
| 716 | 20 | 0.051 | RMS | 716.013 | -28.74 | Pass | 784 |



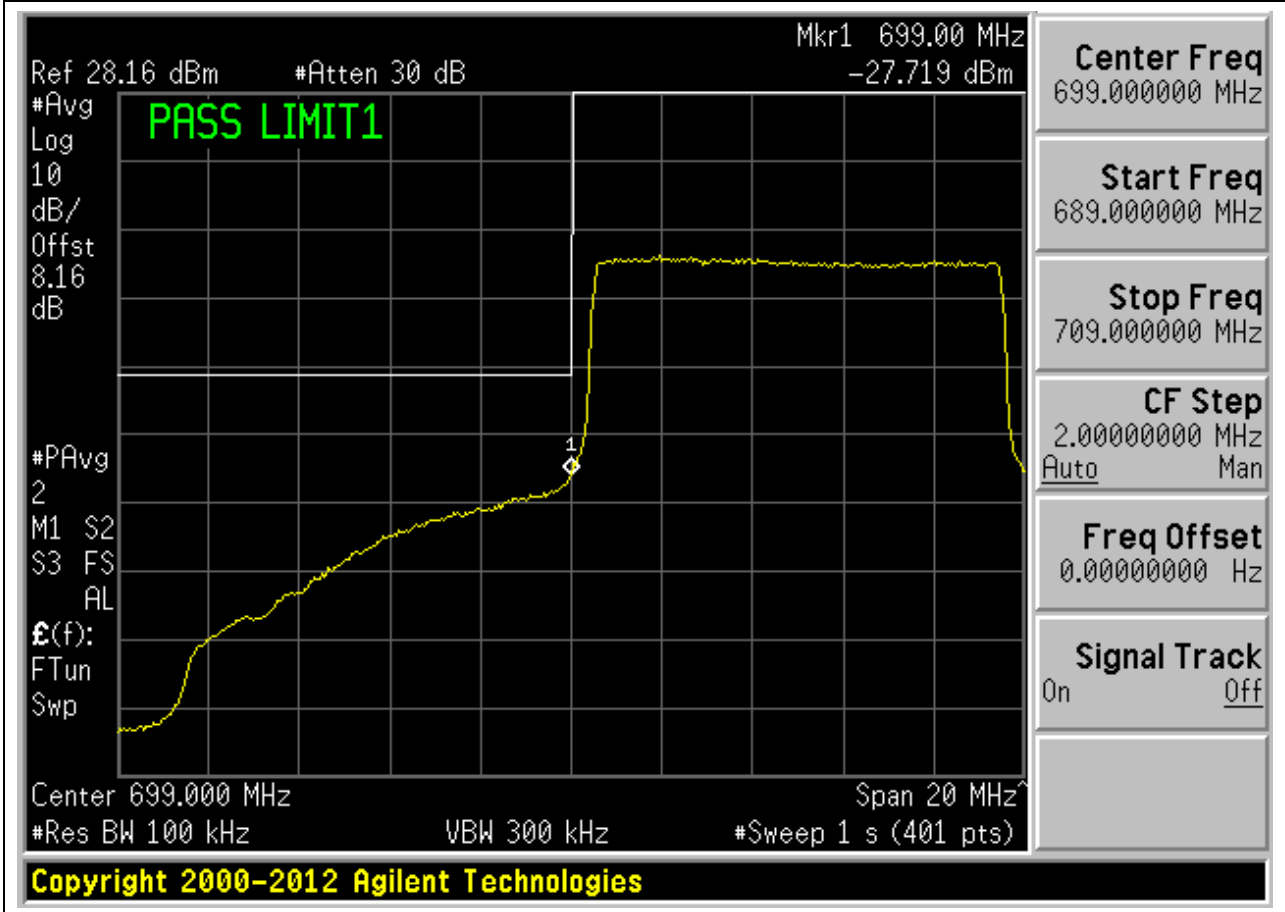
15.25. LTE Band Edge(NTNV)(Subtest:25, Channel:23060, Bandwidth:10, Modulation:QPSK, RB Number: 1, RB Position:LOW)

| Center Frequency (MHz) | Span (MHz) | RBW (MHz) | Detector | Frequency (MHz) | Power (dBm) | Verdict | Sweep Point |
|------------------------|------------|-----------|----------|-----------------|-------------|---------|-------------|
| 699 | 20 | 0.1 | RMS | 699 | -32.42 | Pass | 401 |



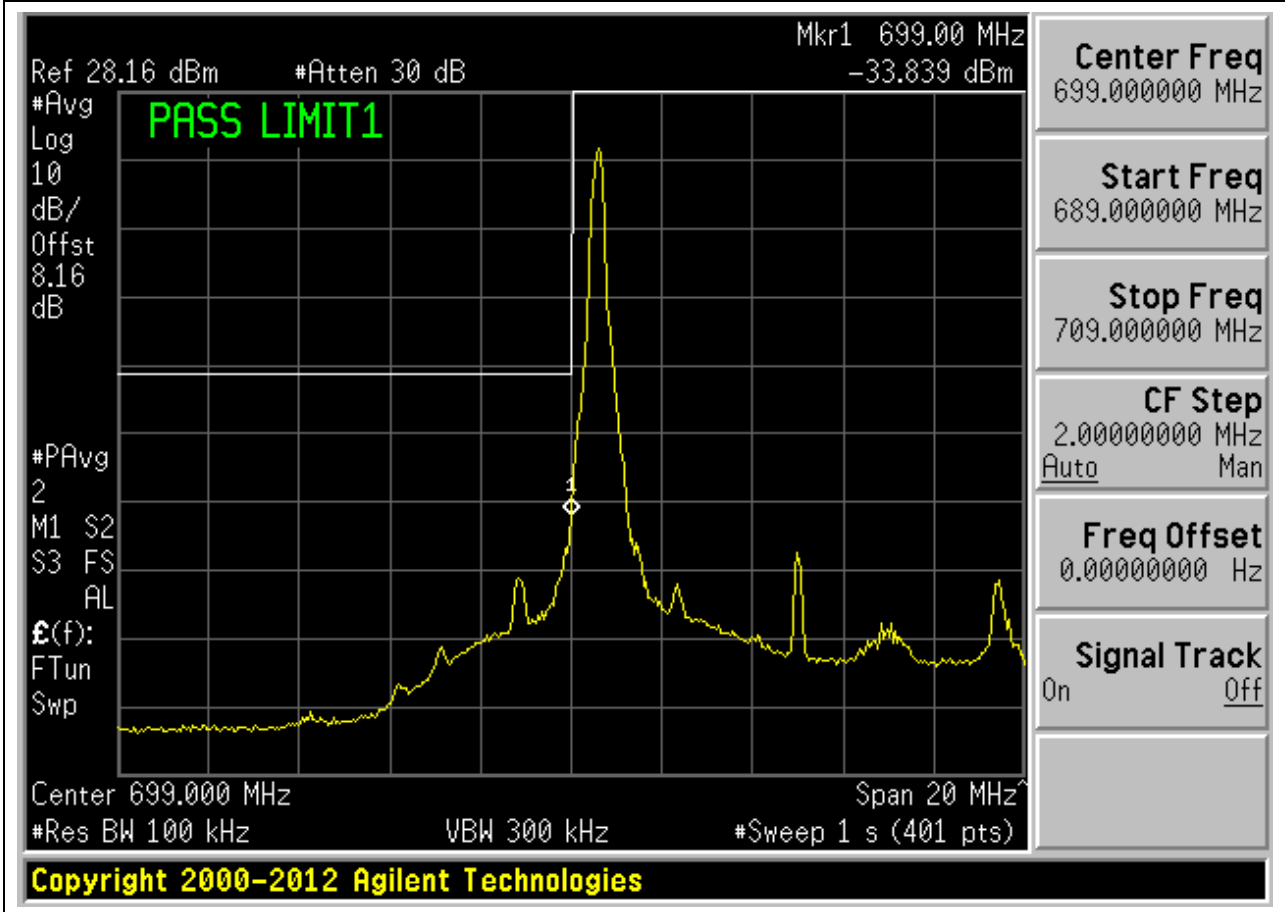
15.26. LTE Band Edge(NTNV)(Subtest:26, Channel:23060, Bandwidth:10, Modulation:QPSK, RB Number: 50, RB Position:LOW)

| Center Frequency (MHz) | Span (MHz) | RBW (MHz) | Detector | Frequency (MHz) | Power (dBm) | Verdict | Sweep Point |
|------------------------|------------|-----------|----------|-----------------|-------------|---------|-------------|
| 699 | 20 | 0.1 | RMS | 699 | -27.72 | Pass | 401 |



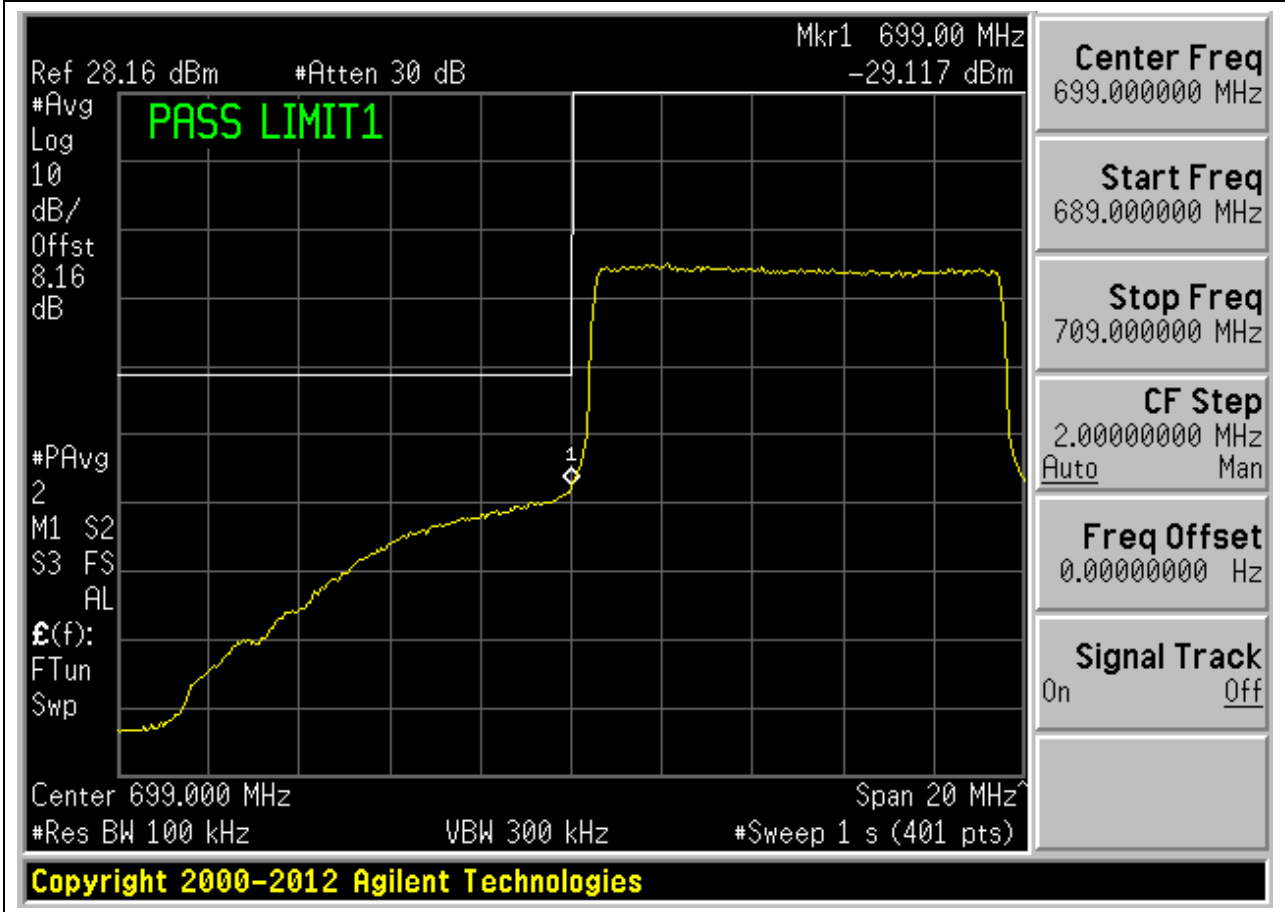
15.27. LTE Band Edge(NTNV)(Subtest:27, Channel:23060, Bandwidth:10, Modulation:Q16, RB Number: 1, RB Position:LOW)

| Center Frequency (MHz) | Span (MHz) | RBW (MHz) | Detector | Frequency (MHz) | Power (dBm) | Verdict | Sweep Point |
|------------------------|------------|-----------|----------|-----------------|-------------|---------|-------------|
| 699 | 20 | 0.1 | RMS | 699 | -33.84 | Pass | 401 |



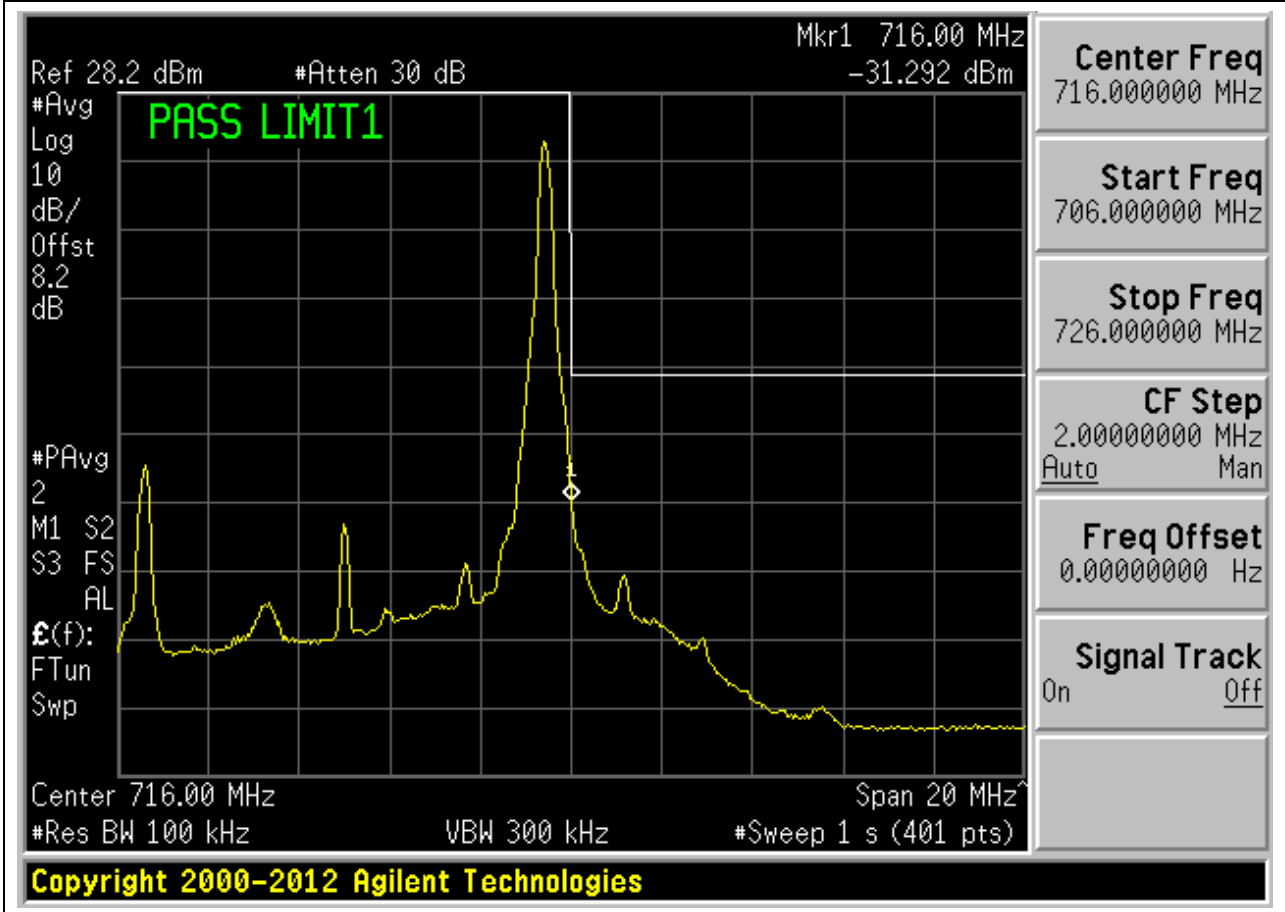
15.28. LTE Band Edge(NTNV)(Subtest:28, Channel:23060, Bandwidth:10, Modulation:Q16, RB Number: 50, RB Position:LOW)

| Center Frequency (MHz) | Span (MHz) | RBW (MHz) | Detector | Frequency (MHz) | Power (dBm) | Verdict | Sweep Point |
|------------------------|------------|-----------|----------|-----------------|-------------|---------|-------------|
| 699 | 20 | 0.1 | RMS | 699 | -29.12 | Pass | 401 |



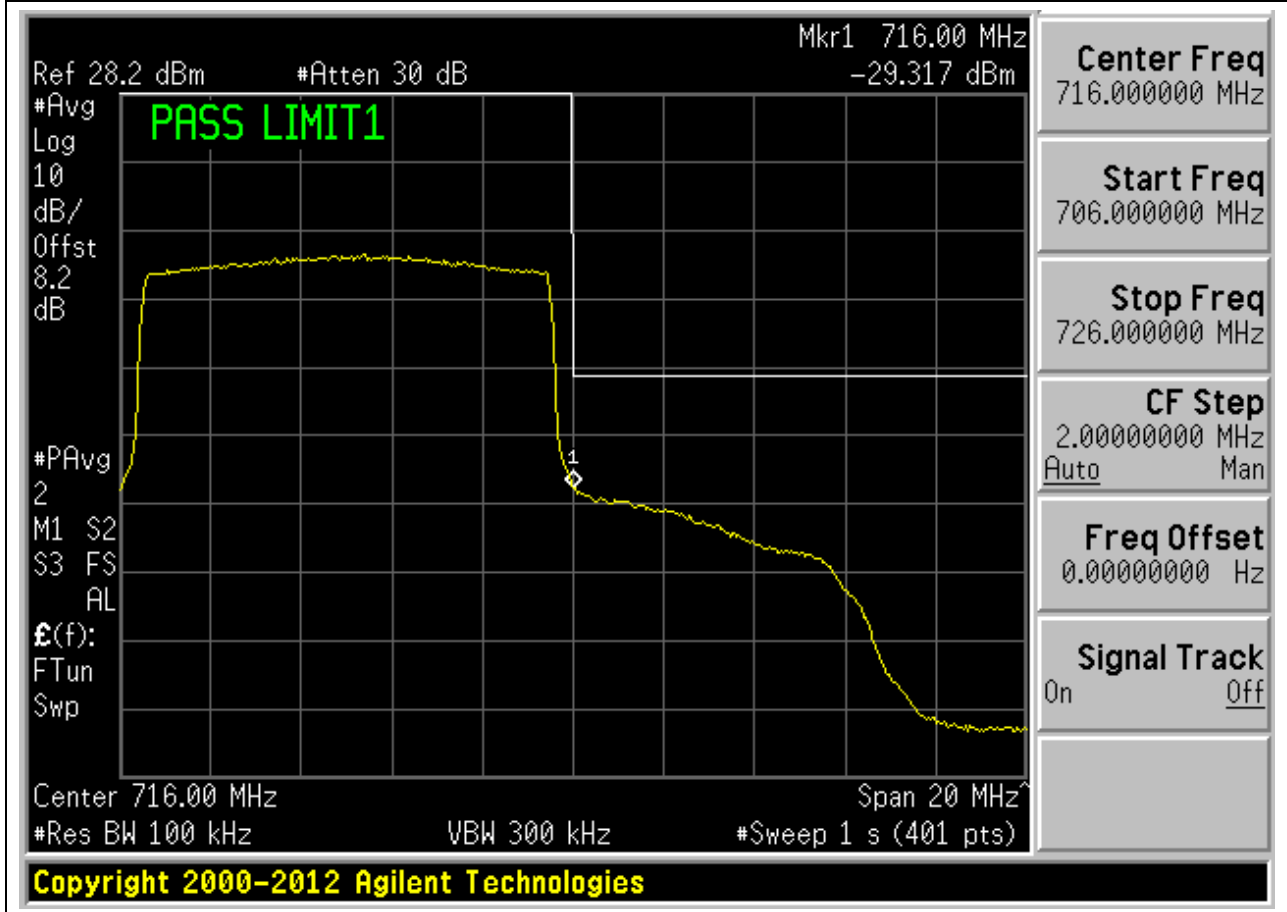
15.29. LTE Band Edge(NTNV)(Subtest:29, Channel:23130, Bandwidth:10, Modulation:QPSK, RB Number: 1, RB Position:HIGH)

| Center Frequency (MHz) | Span (MHz) | RBW (MHz) | Detector | Frequency (MHz) | Power (dBm) | Verdict | Sweep Point |
|------------------------|------------|-----------|----------|-----------------|-------------|---------|-------------|
| 716 | 20 | 0.1 | RMS | 716 | -31.29 | Pass | 401 |



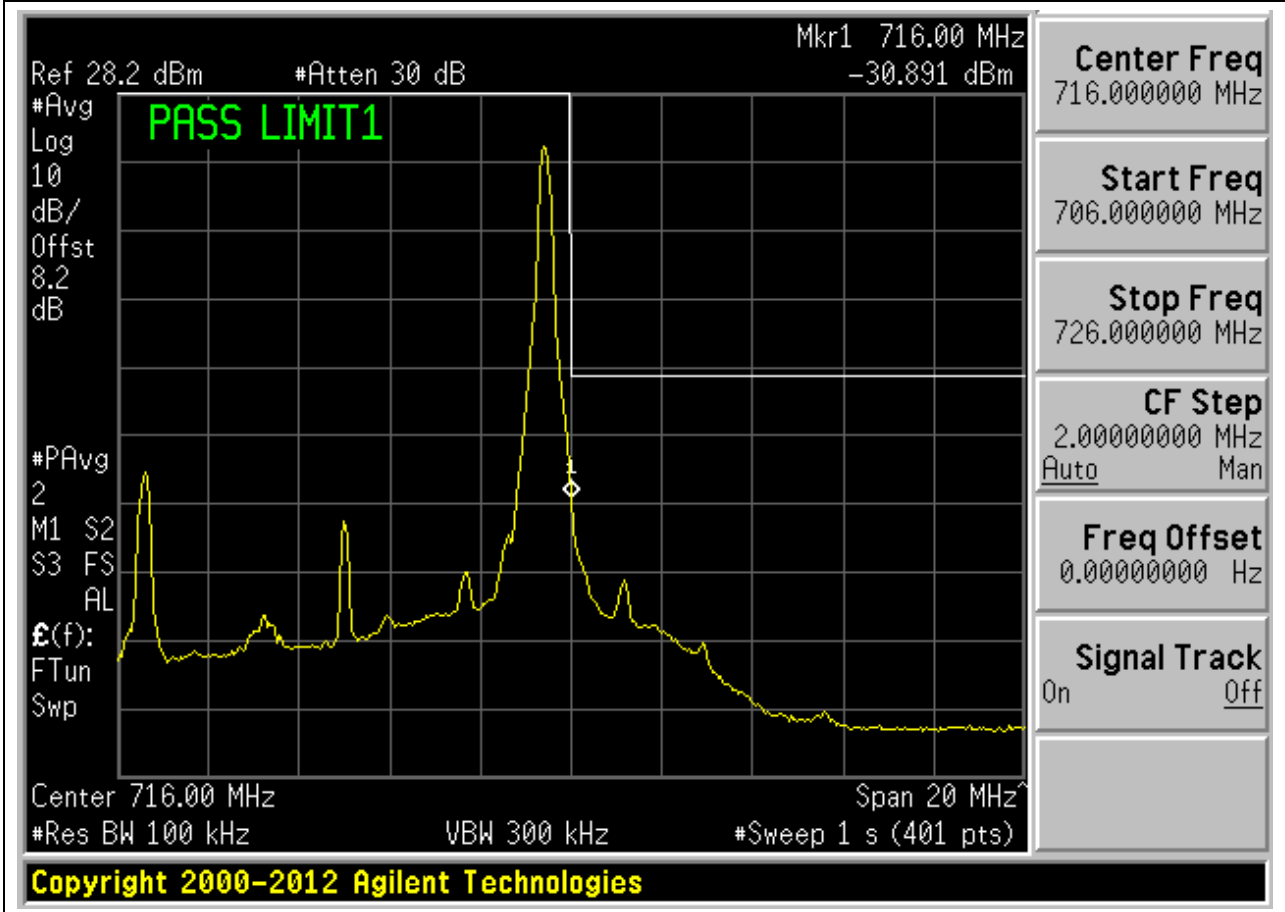
15.30. LTE Band Edge(NTNV)(Subtest:30, Channel:23130, Bandwidth:10, Modulation:QPSK, RB Number: 50, RB Position:HIGH)

| Center Frequency (MHz) | Span (MHz) | RBW (MHz) | Detector | Frequency (MHz) | Power (dBm) | Verdict | Sweep Point |
|------------------------|------------|-----------|----------|-----------------|-------------|---------|-------------|
| 716 | 20 | 0.1 | RMS | 716 | -29.32 | Pass | 401 |



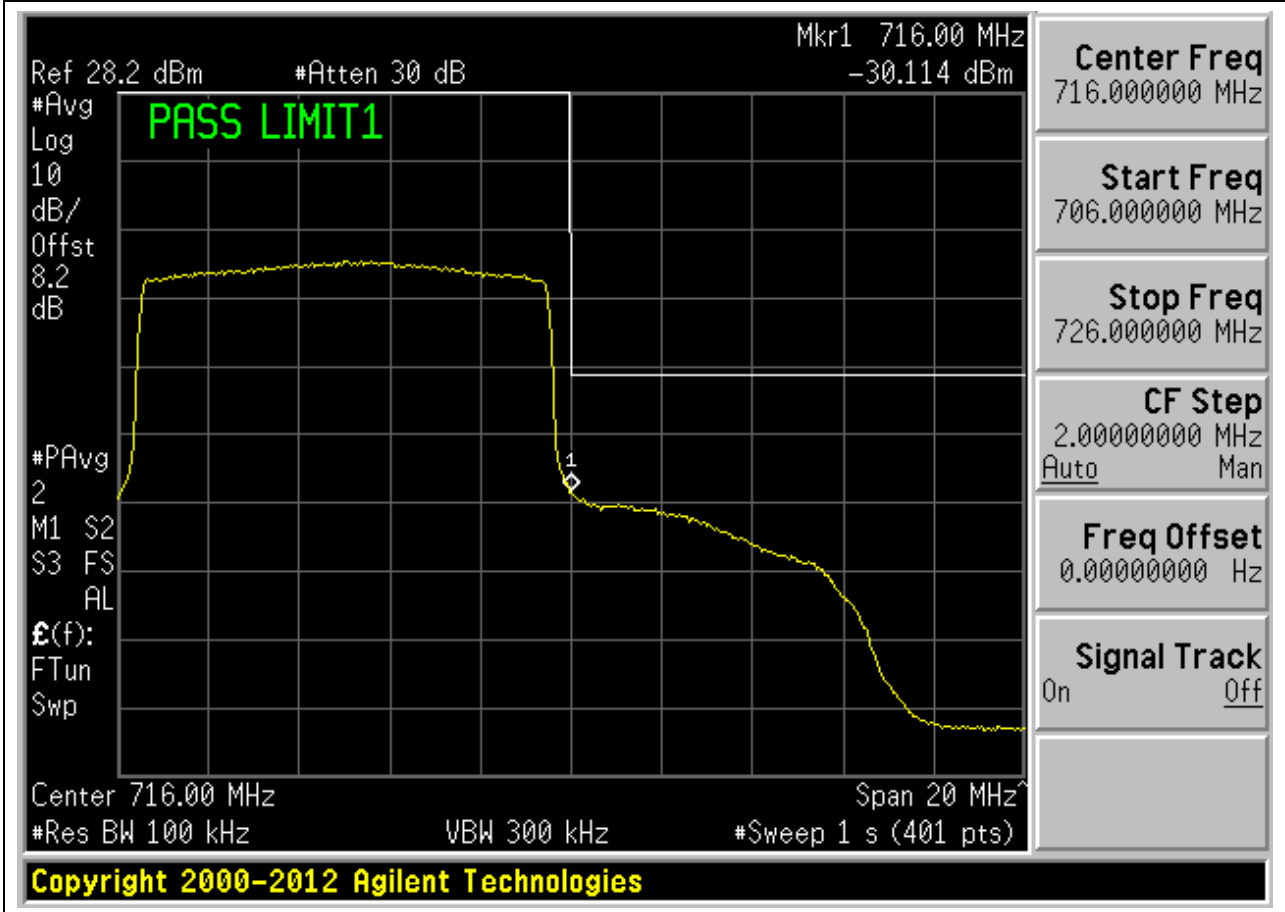
15.31. LTE Band Edge(NTNV)(Subtest:31, Channel:23130, Bandwidth:10, Modulation:Q16, RB Number: 1, RB Position:HIGH)

| Center Frequency (MHz) | Span (MHz) | RBW (MHz) | Detector | Frequency (MHz) | Power (dBm) | Verdict | Sweep Point |
|------------------------|------------|-----------|----------|-----------------|-------------|---------|-------------|
| 716 | 20 | 0.1 | RMS | 716 | -30.89 | Pass | 401 |



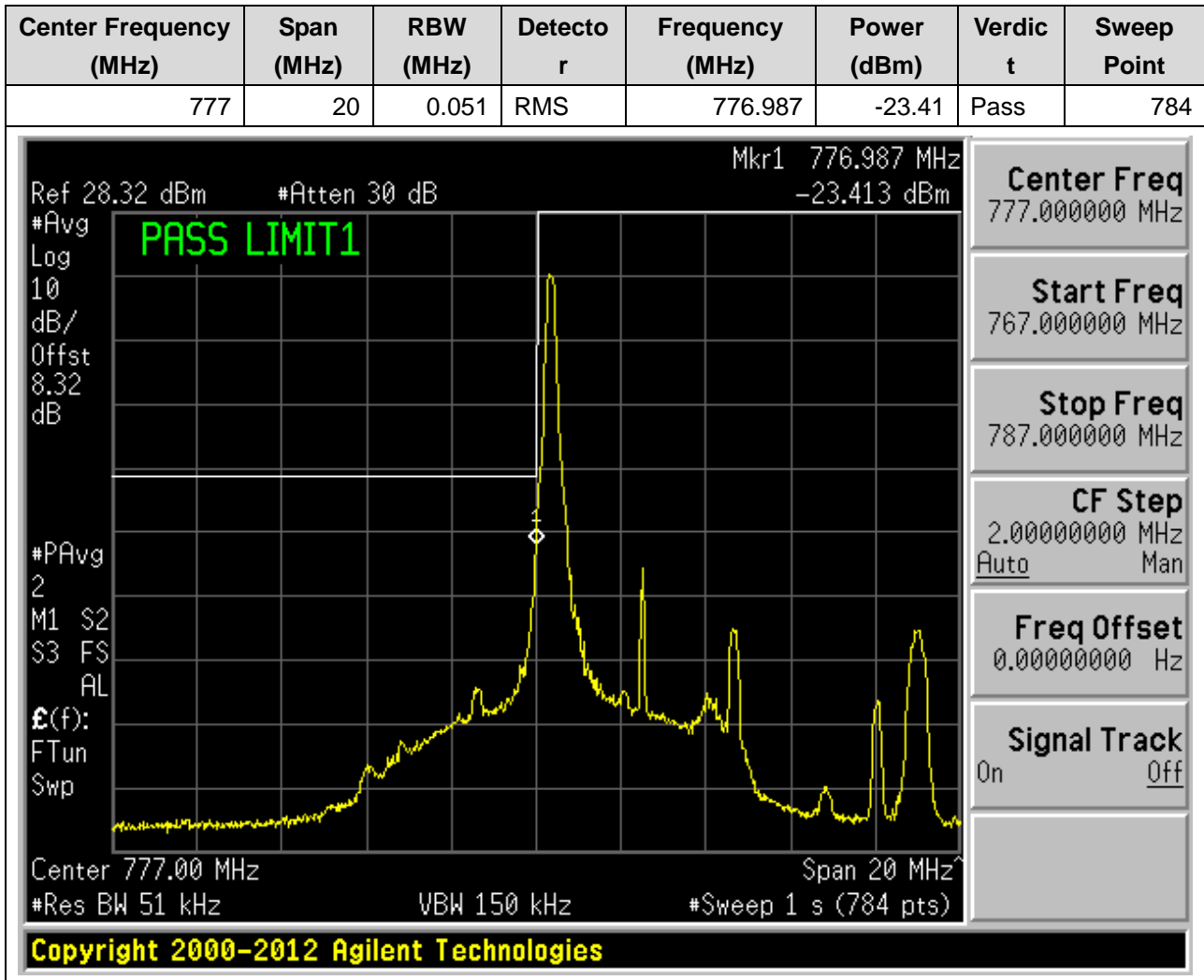
15.32. LTE Band Edge(NTNV)(Subtest:32, Channel:23130, Bandwidth:10, Modulation:Q16, RB Number: 50, RB Position:HIGH)

| Center Frequency (MHz) | Span (MHz) | RBW (MHz) | Detector | Frequency (MHz) | Power (dBm) | Verdict | Sweep Point |
|------------------------|------------|-----------|----------|-----------------|-------------|---------|-------------|
| 716 | 20 | 0.1 | RMS | 716 | -30.11 | Pass | 401 |



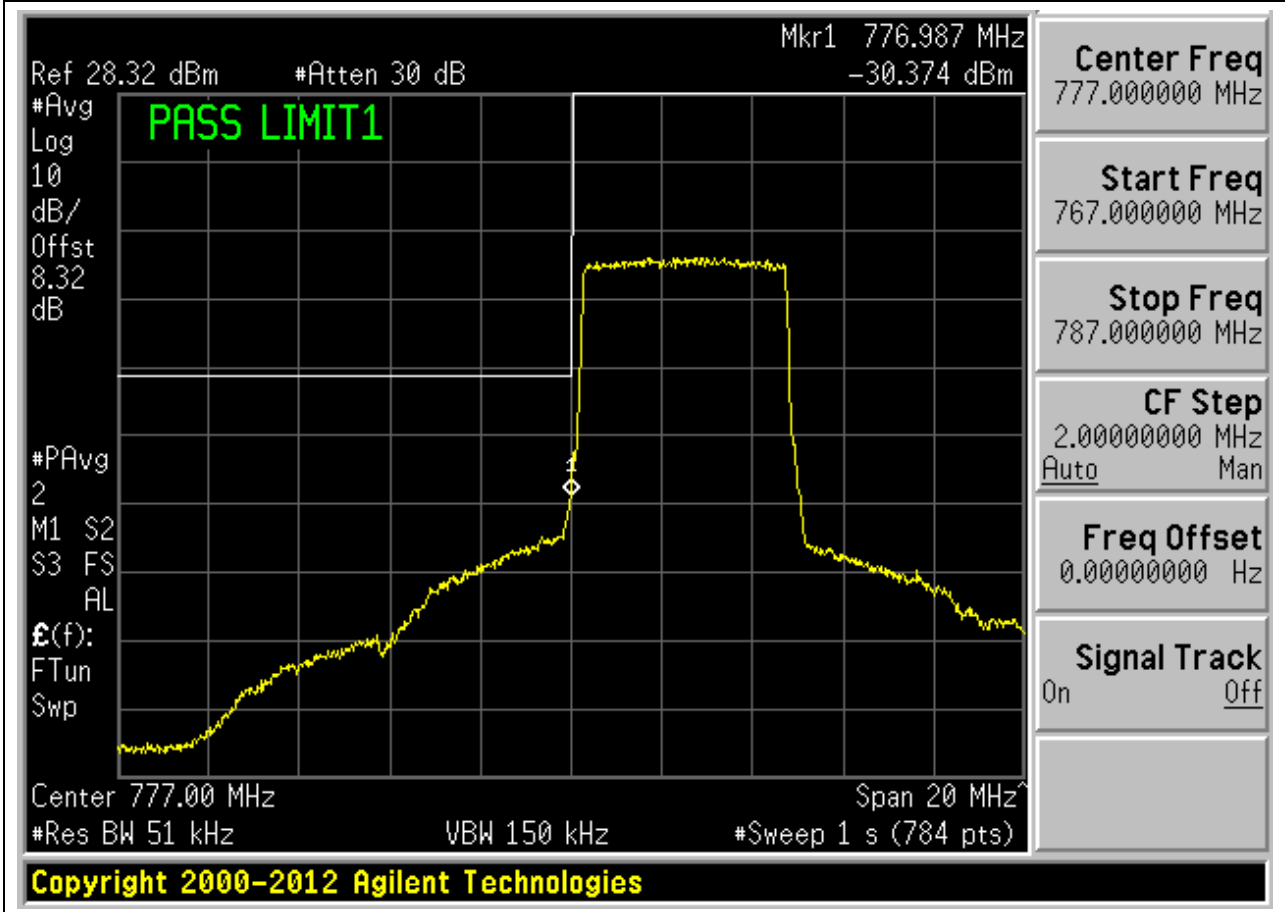
16. LTE_Band13

16.1. LTE Band Edge(NTNV)(Subtest:1, Channel:23205, Bandwidth:5, Modulation:QPSK, RB Number: 1, RB Position:LOW)



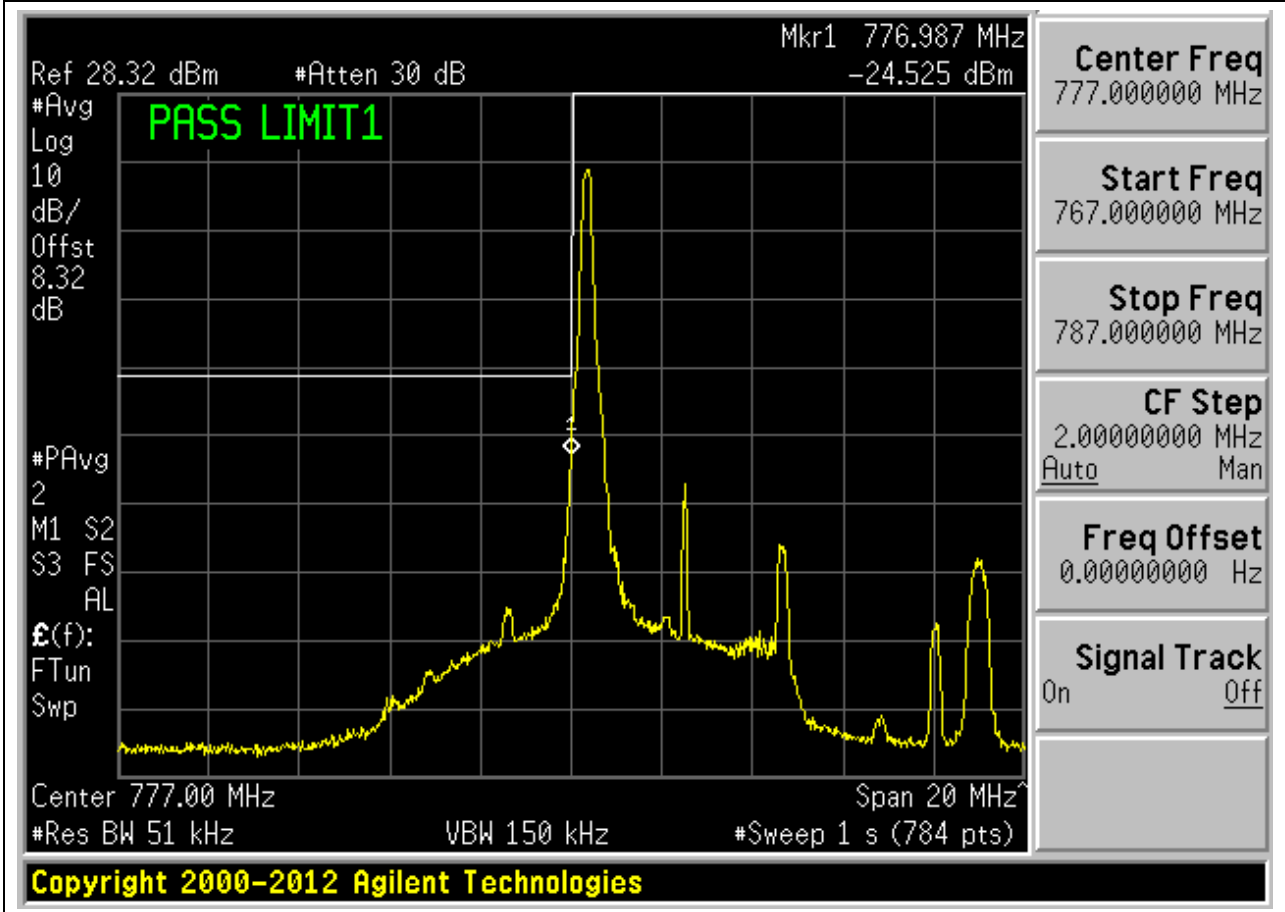
16.2. LTE Band Edge(NTNV)(Subtest:2, Channel:23205, Bandwidth:5, Modulation:QPSK, RB Number: 25, RB Position:LOW)

| Center Frequency (MHz) | Span (MHz) | RBW (MHz) | Detector | Frequency (MHz) | Power (dBm) | Verdict | Sweep Point |
|------------------------|------------|-----------|----------|-----------------|-------------|---------|-------------|
| 777 | 20 | 0.051 | RMS | 776.987 | -30.37 | Pass | 784 |



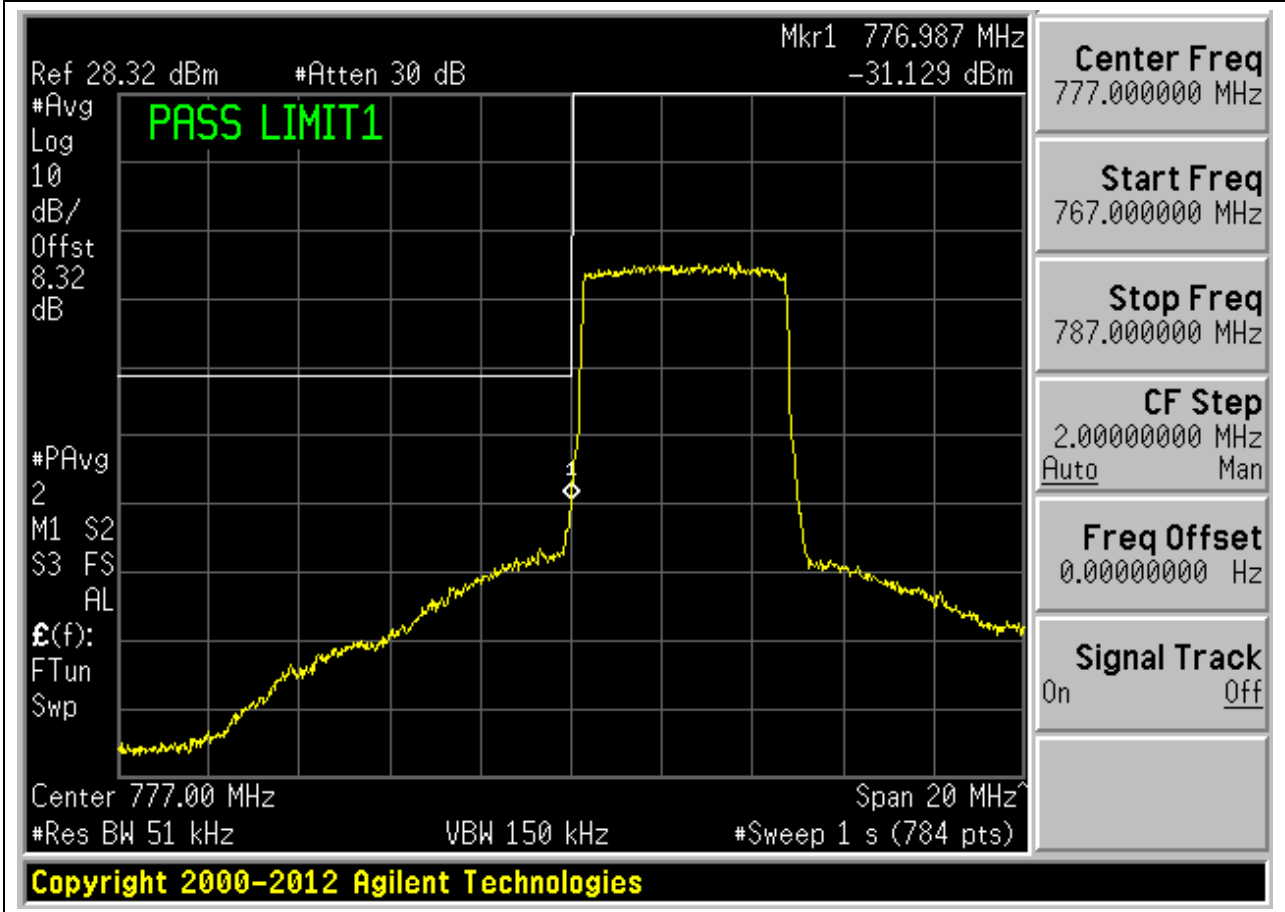
16.3. LTE Band Edge(NTNV)(Subtest:3, Channel:23205, Bandwidth:5, Modulation:Q16, RB Number: 1, RB Position:LOW)

| Center Frequency (MHz) | Span (MHz) | RBW (MHz) | Detector | Frequency (MHz) | Power (dBm) | Verdict | Sweep Point |
|------------------------|------------|-----------|----------|-----------------|-------------|---------|-------------|
| 777 | 20 | 0.051 | RMS | 776.987 | -24.52 | Pass | 784 |



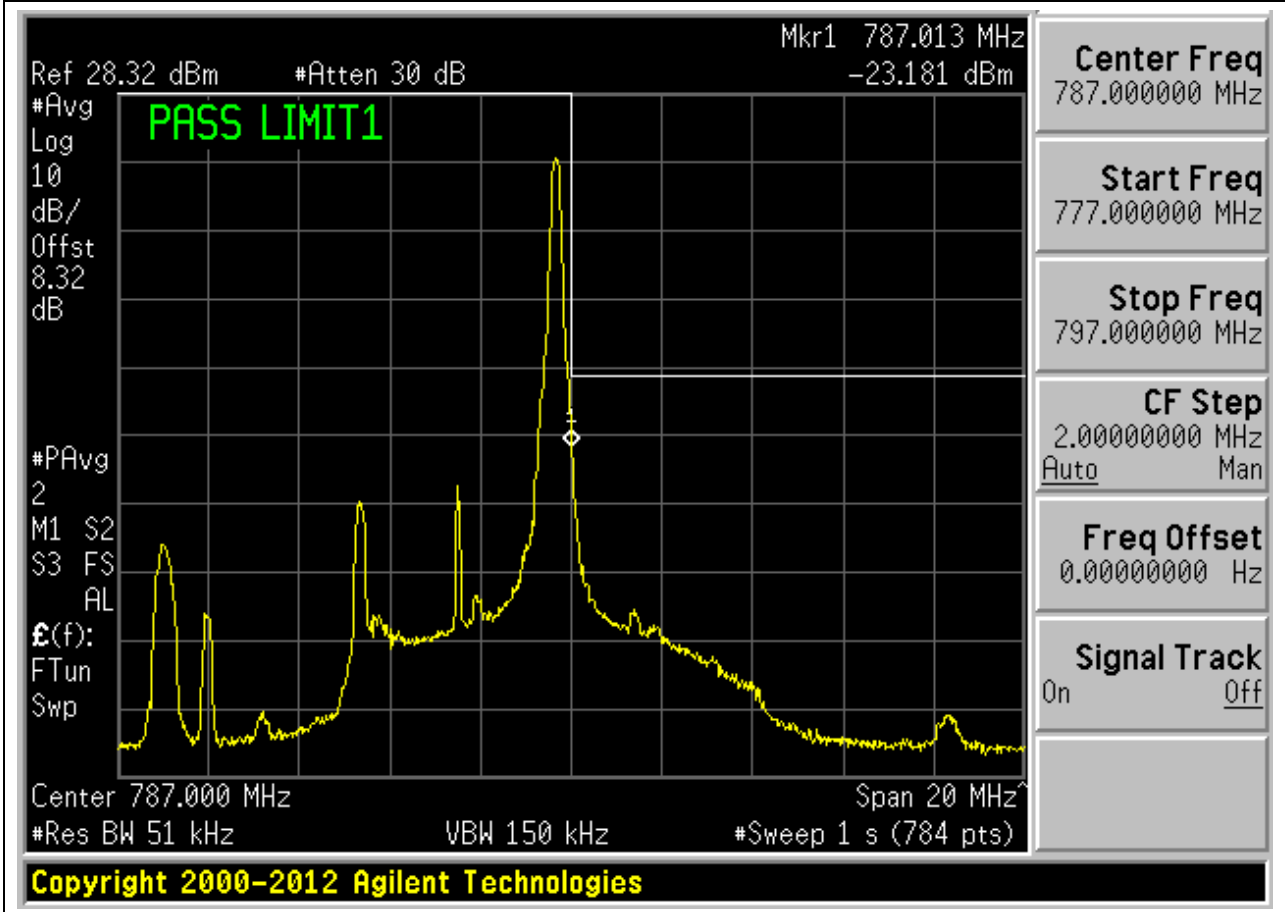
16.4. LTE Band Edge(NTNV)(Subtest:4, Channel:23205, Bandwidth:5, Modulation:Q16, RB Number: 25, RB Position:LOW)

| Center Frequency (MHz) | Span (MHz) | RBW (MHz) | Detector | Frequency (MHz) | Power (dBm) | Verdict | Sweep Point |
|------------------------|------------|-----------|----------|-----------------|-------------|---------|-------------|
| 777 | 20 | 0.051 | RMS | 776.987 | -31.13 | Pass | 784 |



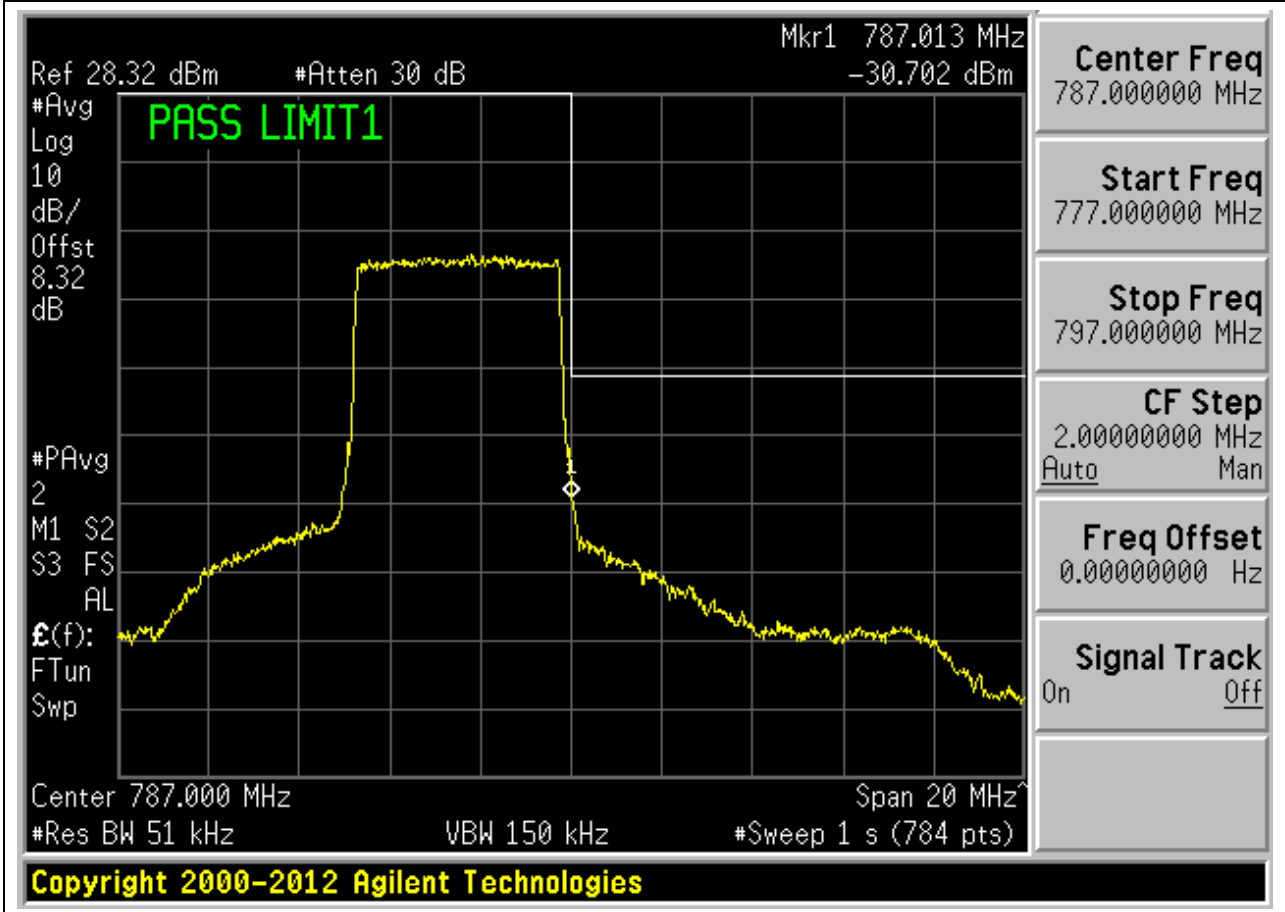
16.5. LTE Band Edge(NTNV)(Subtest:5, Channel:23255, Bandwidth:5, Modulation:QPSK, RB Number: 1, RB Position:HIGH)

| Center Frequency (MHz) | Span (MHz) | RBW (MHz) | Detector | Frequency (MHz) | Power (dBm) | Verdict | Sweep Point |
|------------------------|------------|-----------|----------|-----------------|-------------|---------|-------------|
| 787 | 20 | 0.051 | RMS | 787.013 | -23.18 | Pass | 784 |



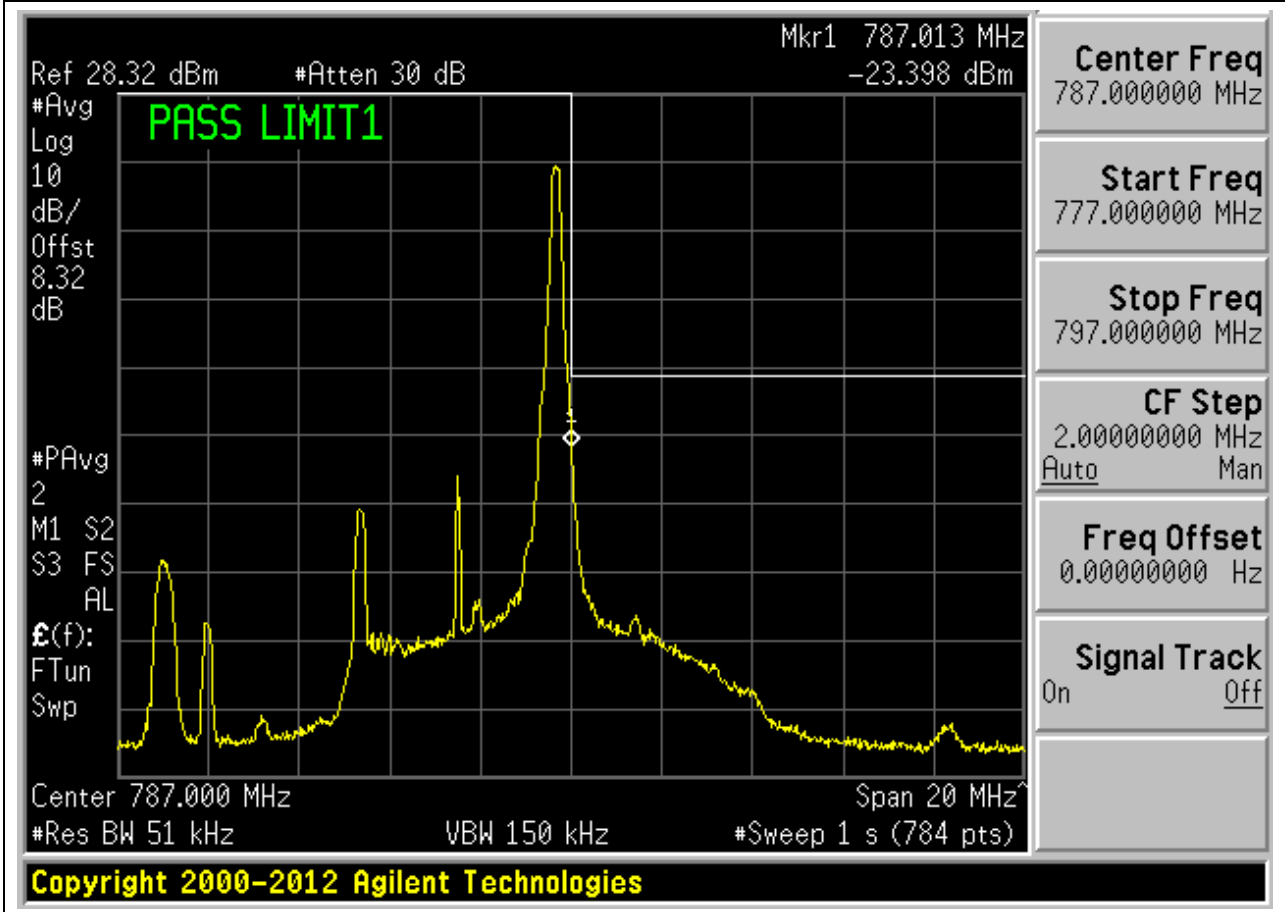
16.6. LTE Band Edge(NTNV)(Subtest:6, Channel:23255, Bandwidth:5, Modulation:QPSK, RB Number: 25, RB Position:HIGH)

| Center Frequency (MHz) | Span (MHz) | RBW (MHz) | Detector | Frequency (MHz) | Power (dBm) | Verdict | Sweep Point |
|------------------------|------------|-----------|----------|-----------------|-------------|---------|-------------|
| 787 | 20 | 0.051 | RMS | 787.013 | -30.7 | Pass | 784 |



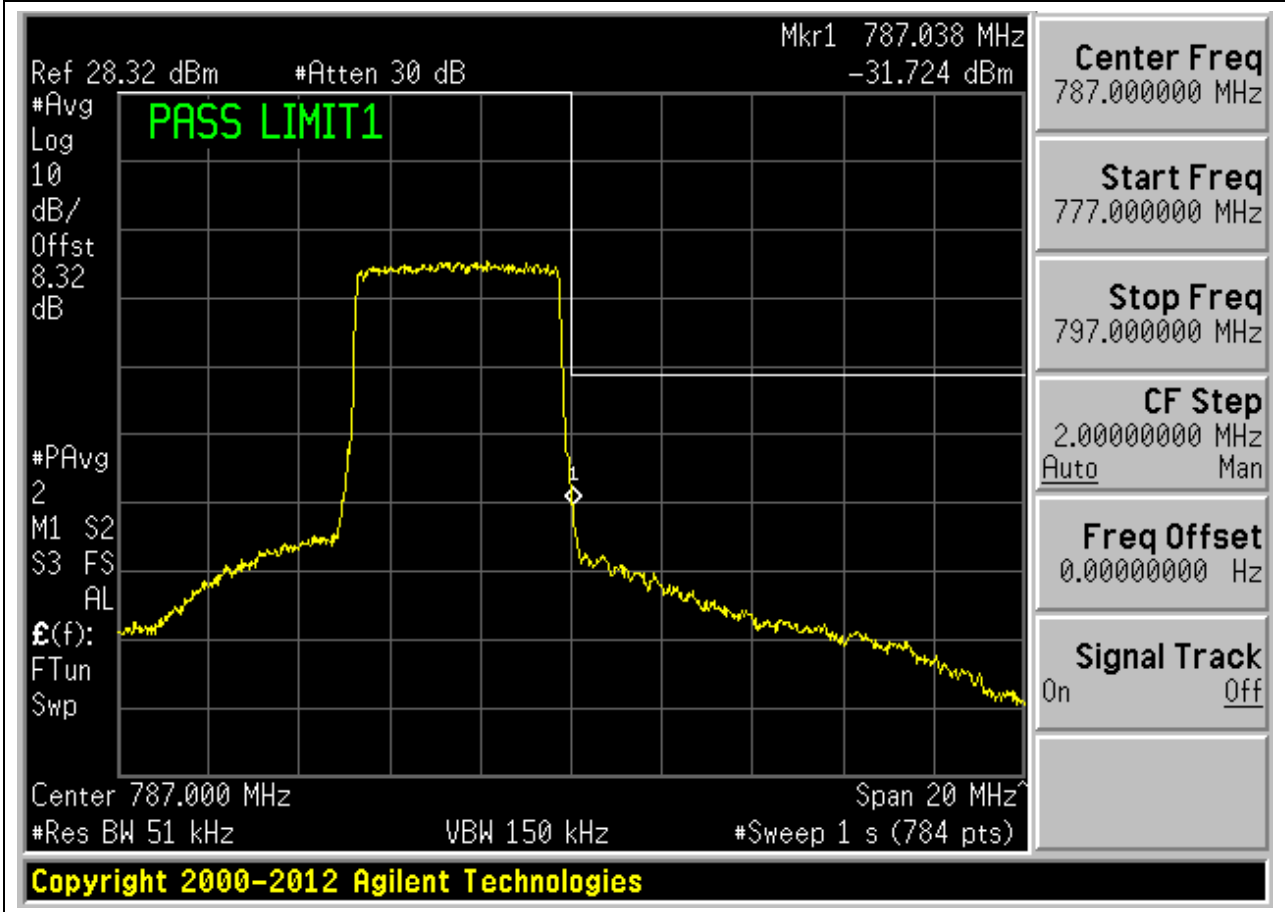
16.7. LTE Band Edge(NTNV)(Subtest:7, Channel:23255, Bandwidth:5, Modulation:Q16, RB Number: 1, RB Position:HIGH)

| Center Frequency (MHz) | Span (MHz) | RBW (MHz) | Detector | Frequency (MHz) | Power (dBm) | Verdict | Sweep Point |
|------------------------|------------|-----------|----------|-----------------|-------------|---------|-------------|
| 787 | 20 | 0.051 | RMS | 787.013 | -23.4 | Pass | 784 |



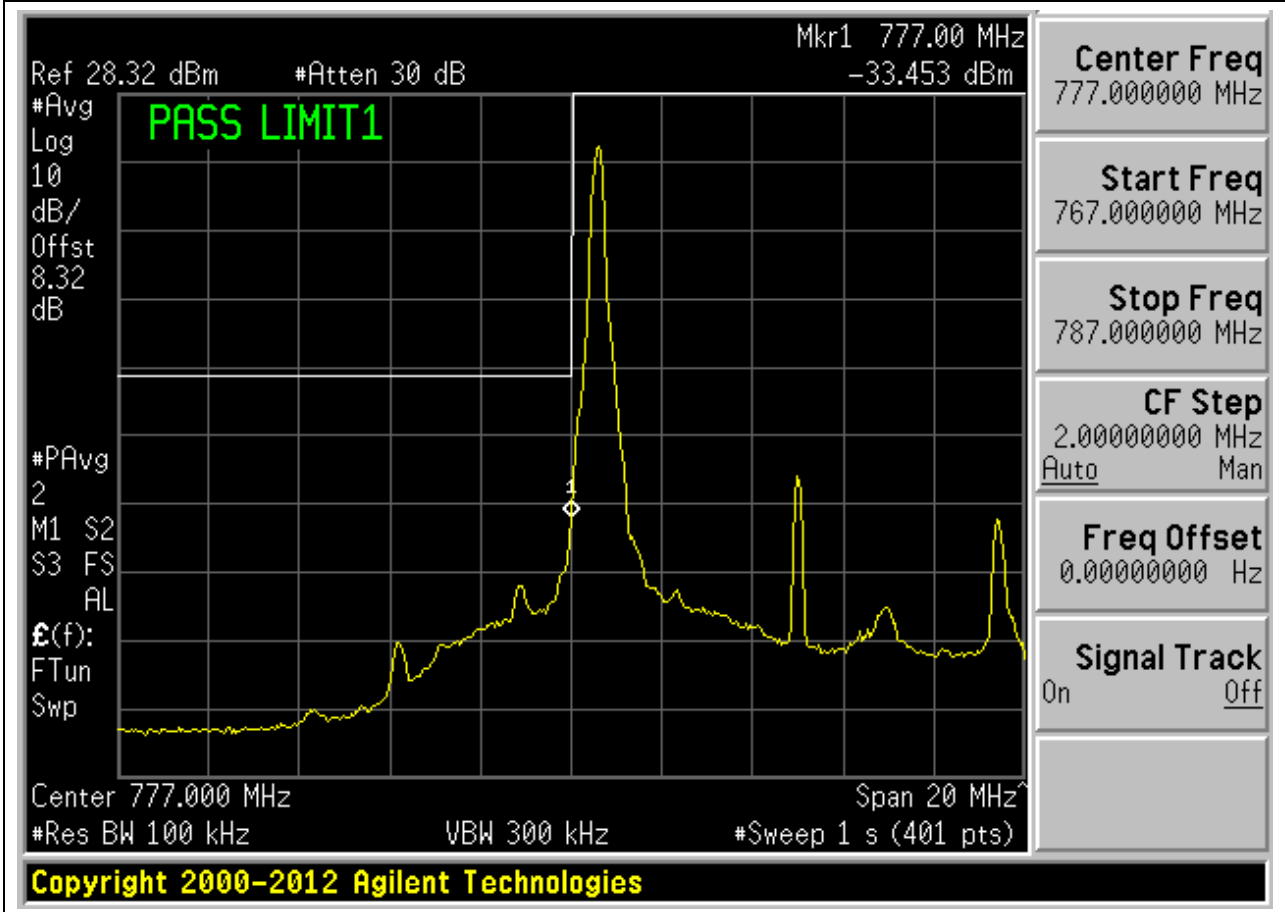
16.8. LTE Band Edge(NTNV)(Subtest:8, Channel:23255, Bandwidth:5, Modulation:Q16, RB Number: 25, RB Position:HIGH)

| Center Frequency (MHz) | Span (MHz) | RBW (MHz) | Detector | Frequency (MHz) | Power (dBm) | Verdict | Sweep Point |
|------------------------|------------|-----------|----------|-----------------|-------------|---------|-------------|
| 787 | 20 | 0.051 | RMS | 787.038 | -31.72 | Pass | 784 |



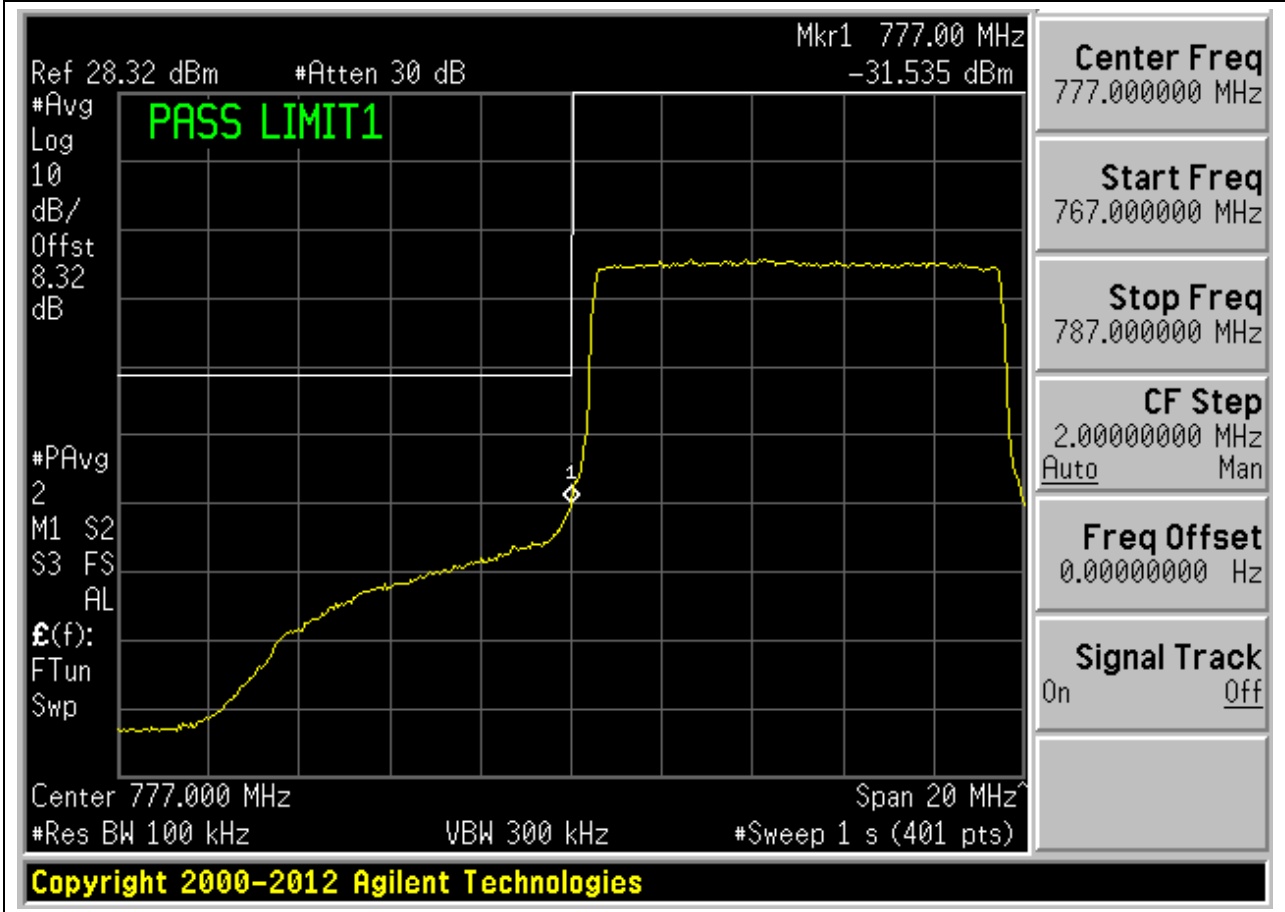
16.9. LTE Band Edge(NTNV)(Subtest:9, Channel:23230, Bandwidth:10, Modulation:QPSK, RB Number: 1, RB Position:LOW)

| Center Frequency (MHz) | Span (MHz) | RBW (MHz) | Detector | Frequency (MHz) | Power (dBm) | Verdict | Sweep Point |
|------------------------|------------|-----------|----------|-----------------|-------------|---------|-------------|
| 777 | 20 | 0.1 | RMS | 777 | -33.45 | Pass | 401 |



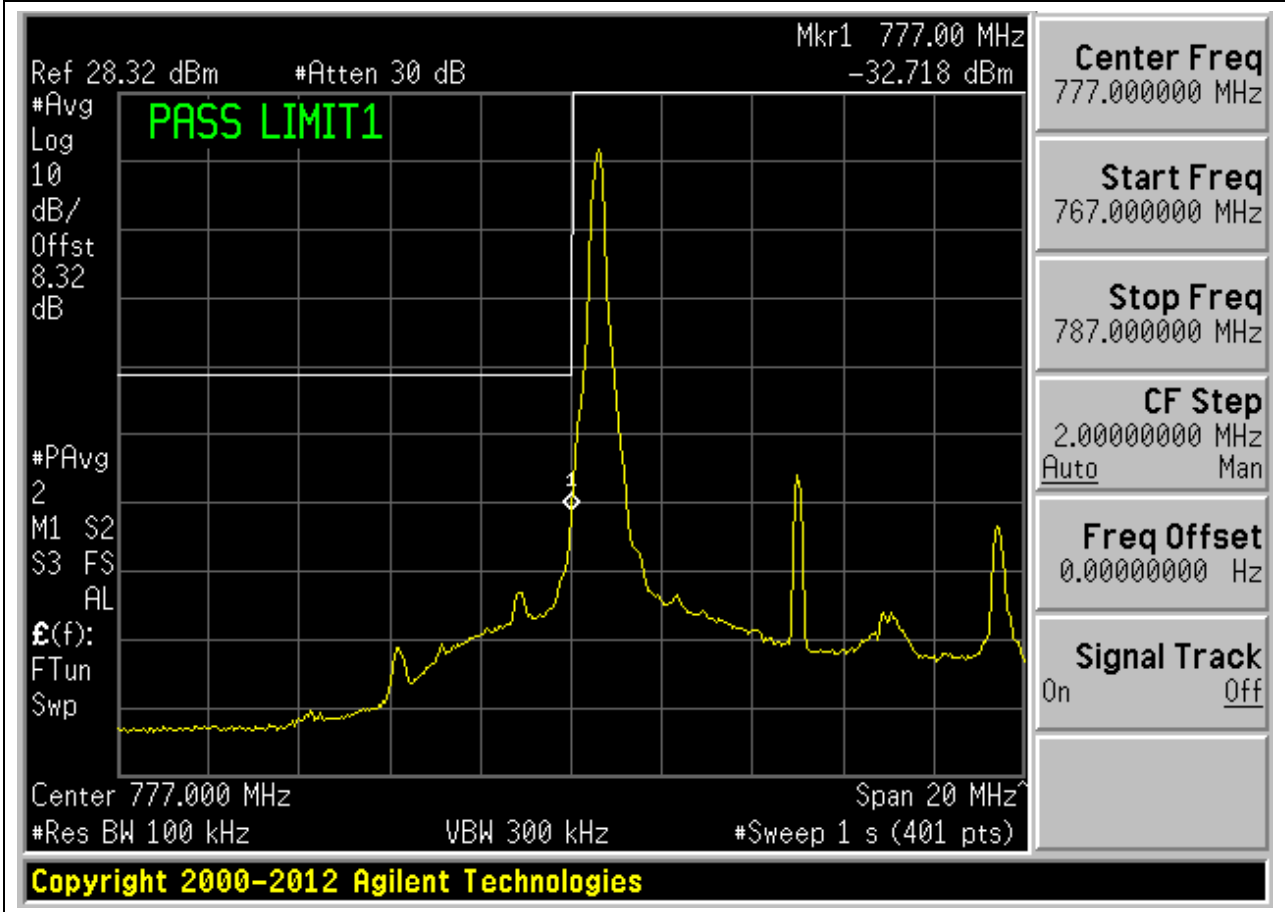
16.10. LTE Band Edge(NTNV)(Subtest:10, Channel:23230, Bandwidth:10, Modulation:QPSK, RB Number: 50, RB Position:LOW)

| Center Frequency (MHz) | Span (MHz) | RBW (MHz) | Detector | Frequency (MHz) | Power (dBm) | Verdict | Sweep Point |
|------------------------|------------|-----------|----------|-----------------|-------------|---------|-------------|
| 777 | 20 | 0.1 | RMS | 777 | -31.53 | Pass | 401 |



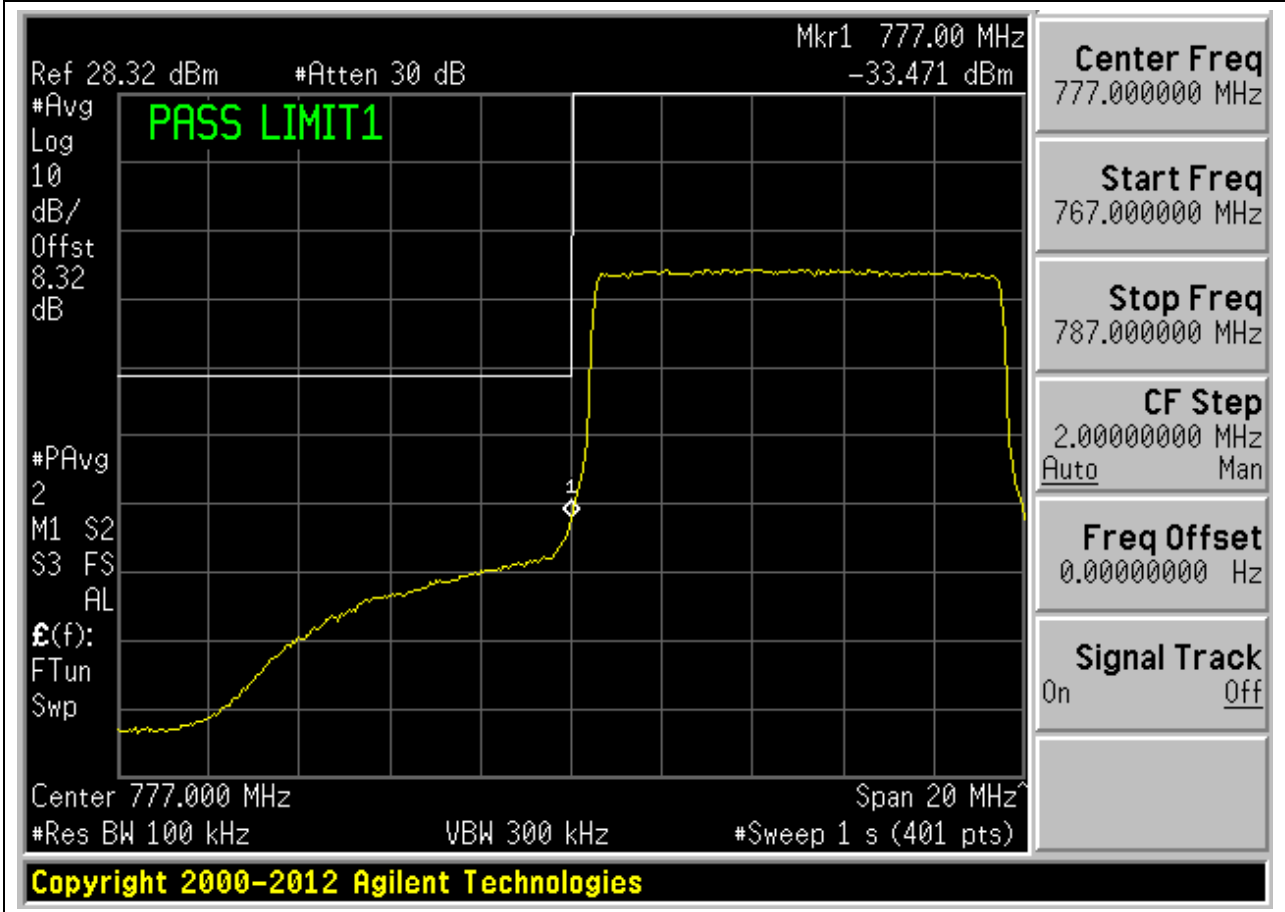
16.11. LTE Band Edge(NTNV)(Subtest:11, Channel:23230, Bandwidth:10, Modulation:Q16, RB Number: 1, RB Position:LOW)

| Center Frequency (MHz) | Span (MHz) | RBW (MHz) | Detector | Frequency (MHz) | Power (dBm) | Verdict | Sweep Point |
|------------------------|------------|-----------|----------|-----------------|-------------|---------|-------------|
| 777 | 20 | 0.1 | RMS | 777 | -32.72 | Pass | 401 |



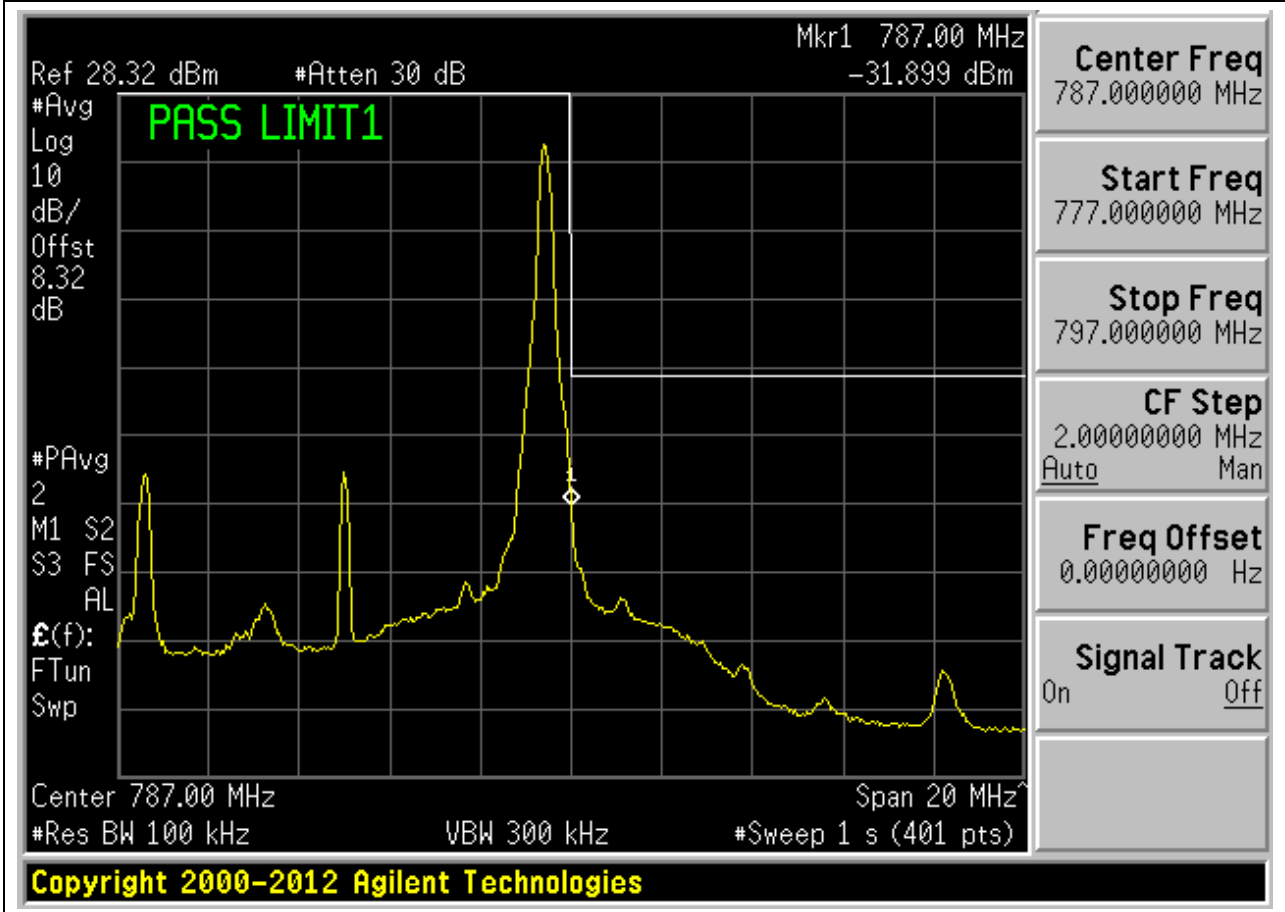
16.12. LTE Band Edge(NTNV)(Subtest:12, Channel:23230, Bandwidth:10, Modulation:Q16, RB Number: 50, RB Position:LOW)

| Center Frequency (MHz) | Span (MHz) | RBW (MHz) | Detector | Frequency (MHz) | Power (dBm) | Verdict | Sweep Point |
|------------------------|------------|-----------|----------|-----------------|-------------|---------|-------------|
| 777 | 20 | 0.1 | RMS | 777 | -33.47 | Pass | 401 |



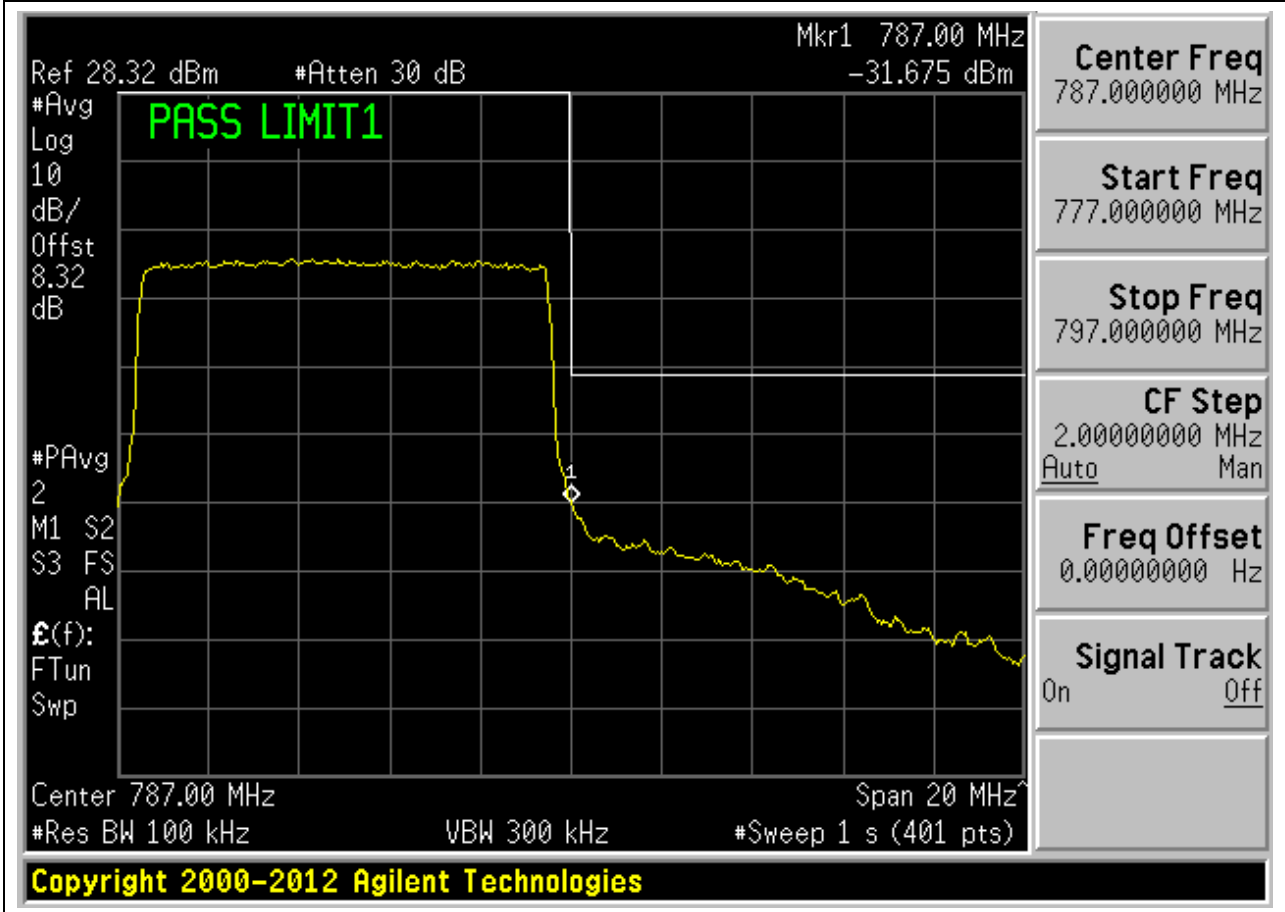
16.13. LTE Band Edge(NTNV)(Subtest:13, Channel:23230, Bandwidth:10, Modulation:QPSK, RB Number: 1, RB Position:HIGH)

| Center Frequency (MHz) | Span (MHz) | RBW (MHz) | Detector | Frequency (MHz) | Power (dBm) | Verdict | Sweep Point |
|------------------------|------------|-----------|----------|-----------------|-------------|---------|-------------|
| 787 | 20 | 0.1 | RMS | 787 | -31.9 | Pass | 401 |



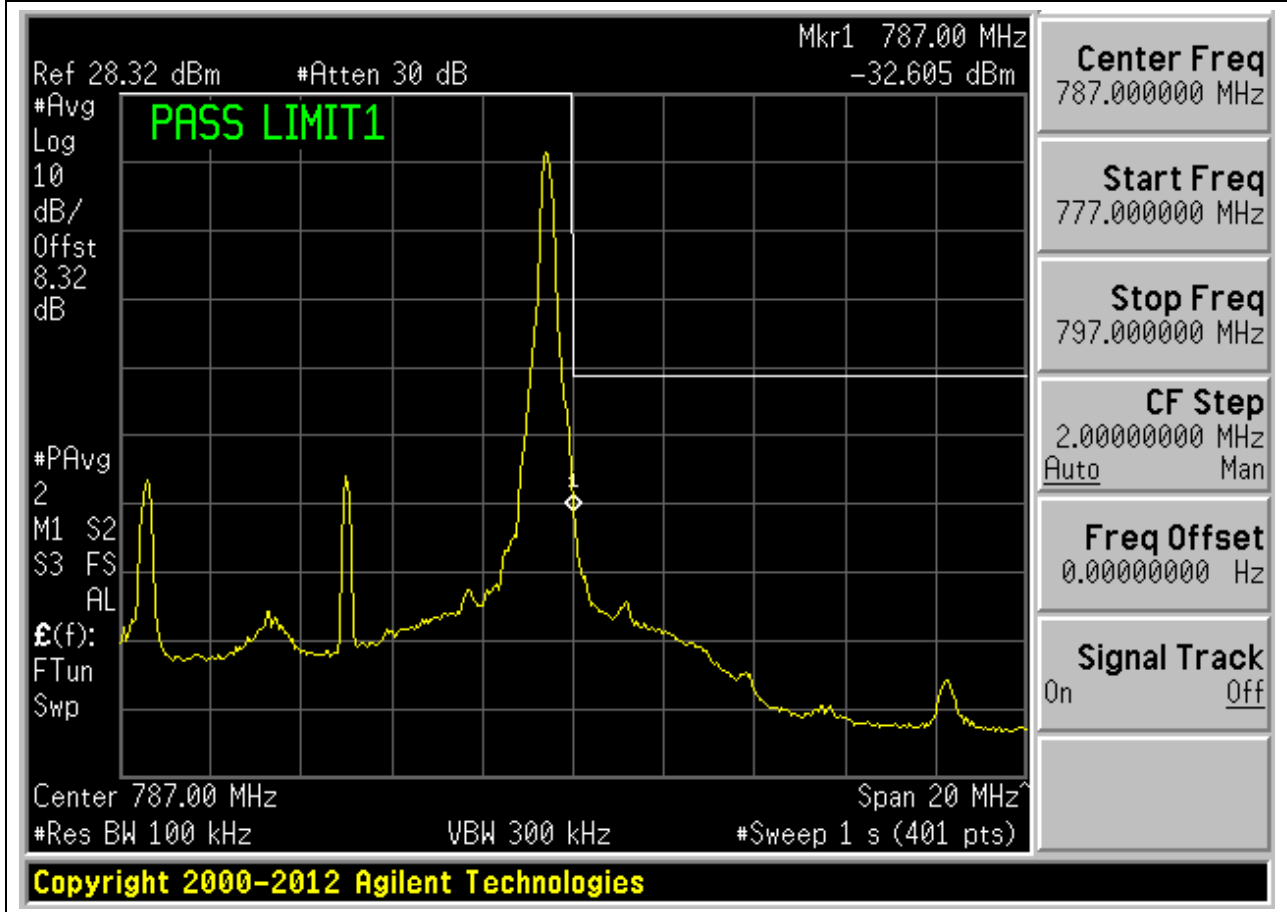
16.14. LTE Band Edge(NTNV)(Subtest:14, Channel:23230, Bandwidth:10, Modulation:QPSK, RB Number: 50, RB Position:HIGH)

| Center Frequency (MHz) | Span (MHz) | RBW (MHz) | Detector | Frequency (MHz) | Power (dBm) | Verdict | Sweep Point |
|------------------------|------------|-----------|----------|-----------------|-------------|---------|-------------|
| 787 | 20 | 0.1 | RMS | 787 | -31.67 | Pass | 401 |



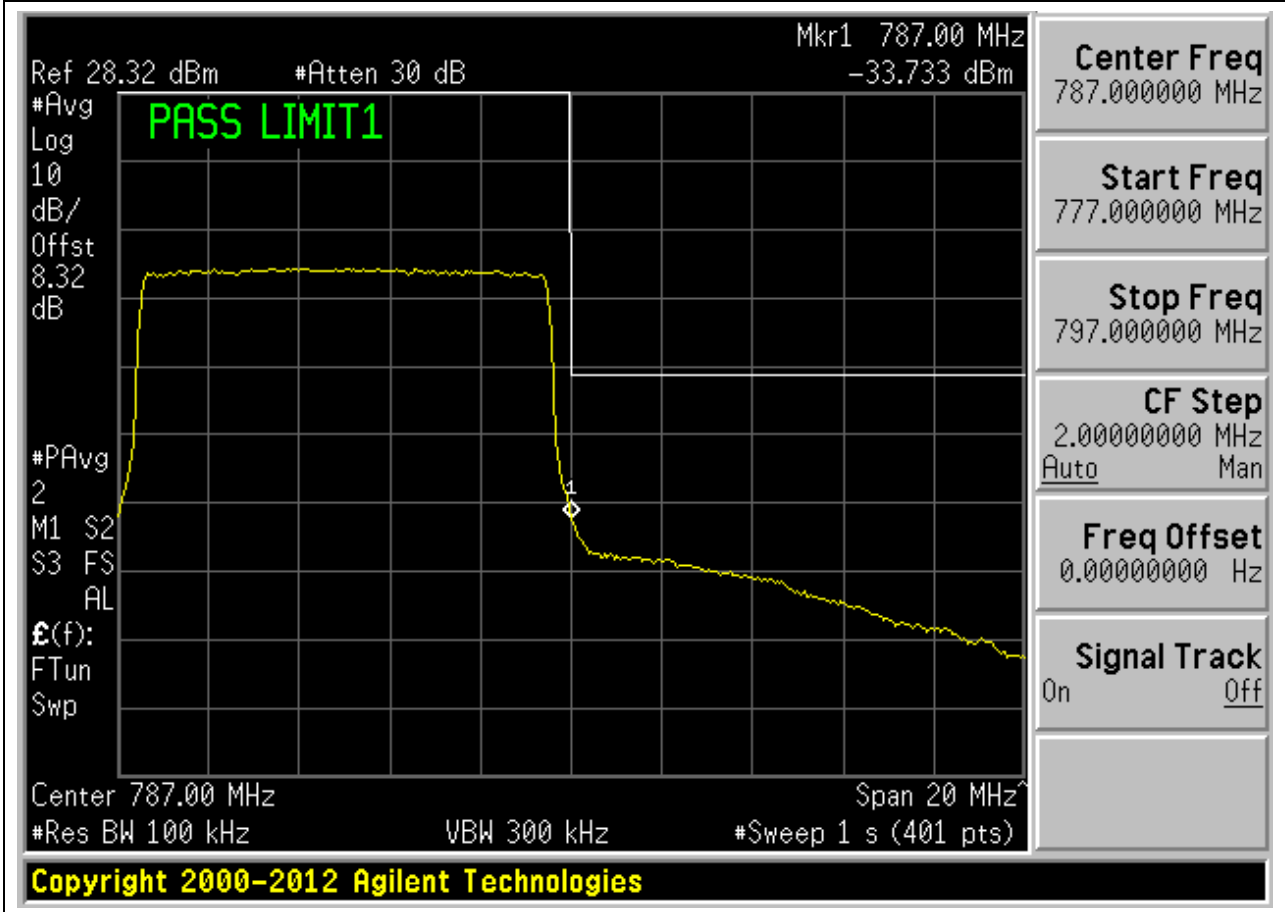
16.15. LTE Band Edge(NTNV)(Subtest:15, Channel:23230, Bandwidth:10, Modulation:Q16, RB Number: 1, RB Position:HIGH)

| Center Frequency (MHz) | Span (MHz) | RBW (MHz) | Detector | Frequency (MHz) | Power (dBm) | Verdict | Sweep Point |
|------------------------|------------|-----------|----------|-----------------|-------------|---------|-------------|
| 787 | 20 | 0.1 | RMS | 787 | -32.6 | Pass | 401 |



16.16. LTE Band Edge(NTNV)(Subtest:16, Channel:23230, Bandwidth:10, Modulation:Q16, RB Number: 50, RB Position:HIGH)

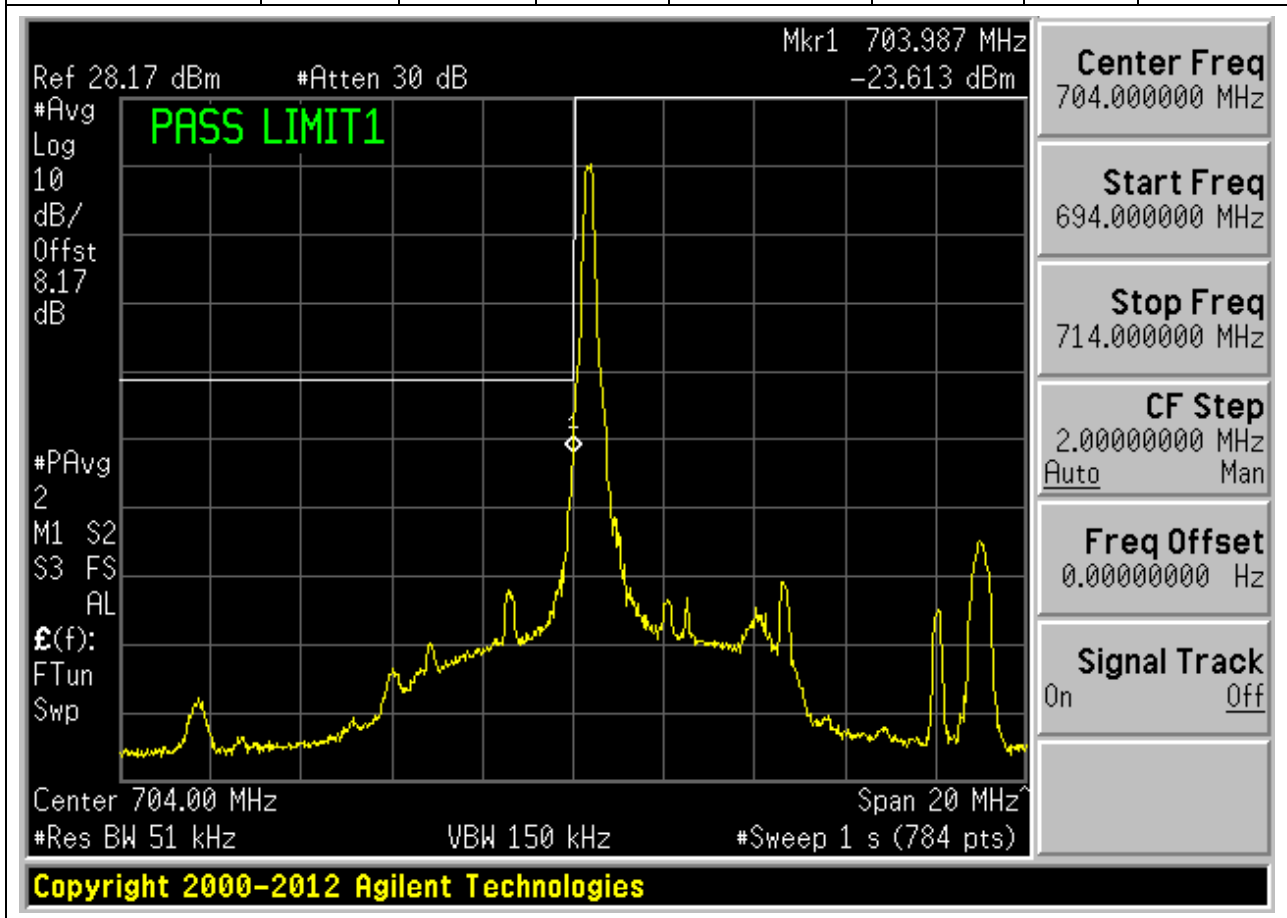
| Center Frequency (MHz) | Span (MHz) | RBW (MHz) | Detector | Frequency (MHz) | Power (dBm) | Verdict | Sweep Point |
|------------------------|------------|-----------|----------|-----------------|-------------|---------|-------------|
| 787 | 20 | 0.1 | RMS | 787 | -33.73 | Pass | 401 |



17. LTE_Band17

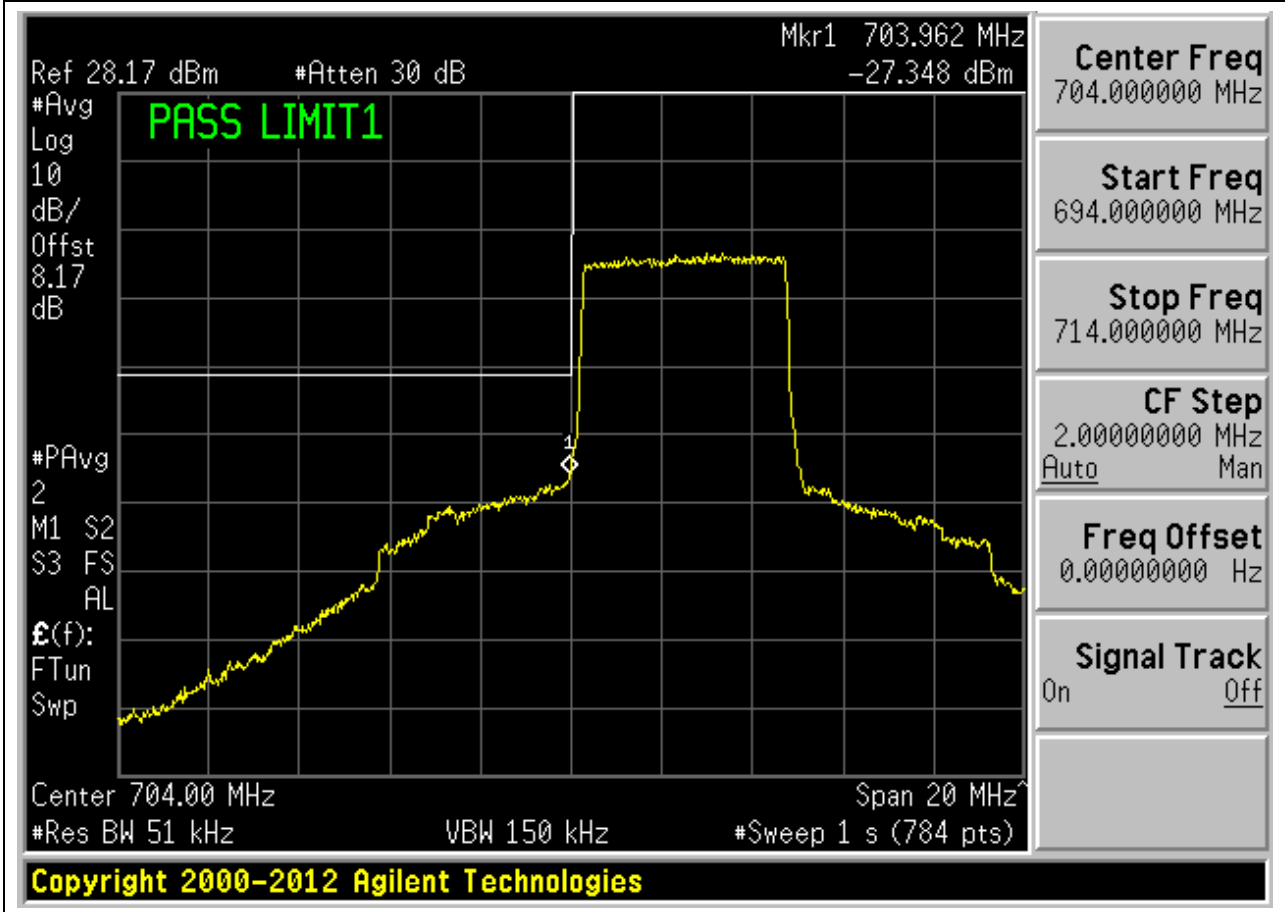
17.1. LTE Band Edge(NTNV)(Subtest:1, Channel:23755, Bandwidth:5, Modulation:QPSK, RB Number: 1, RB Position:LOW)

| Center Frequency (MHz) | Span (MHz) | RBW (MHz) | Detector | Frequency (MHz) | Power (dBm) | Verdict | Sweep Point |
|------------------------|------------|-----------|----------|-----------------|-------------|---------|-------------|
| 704 | 20 | 0.051 | RMS | 703.987 | -23.61 | Pass | 784 |



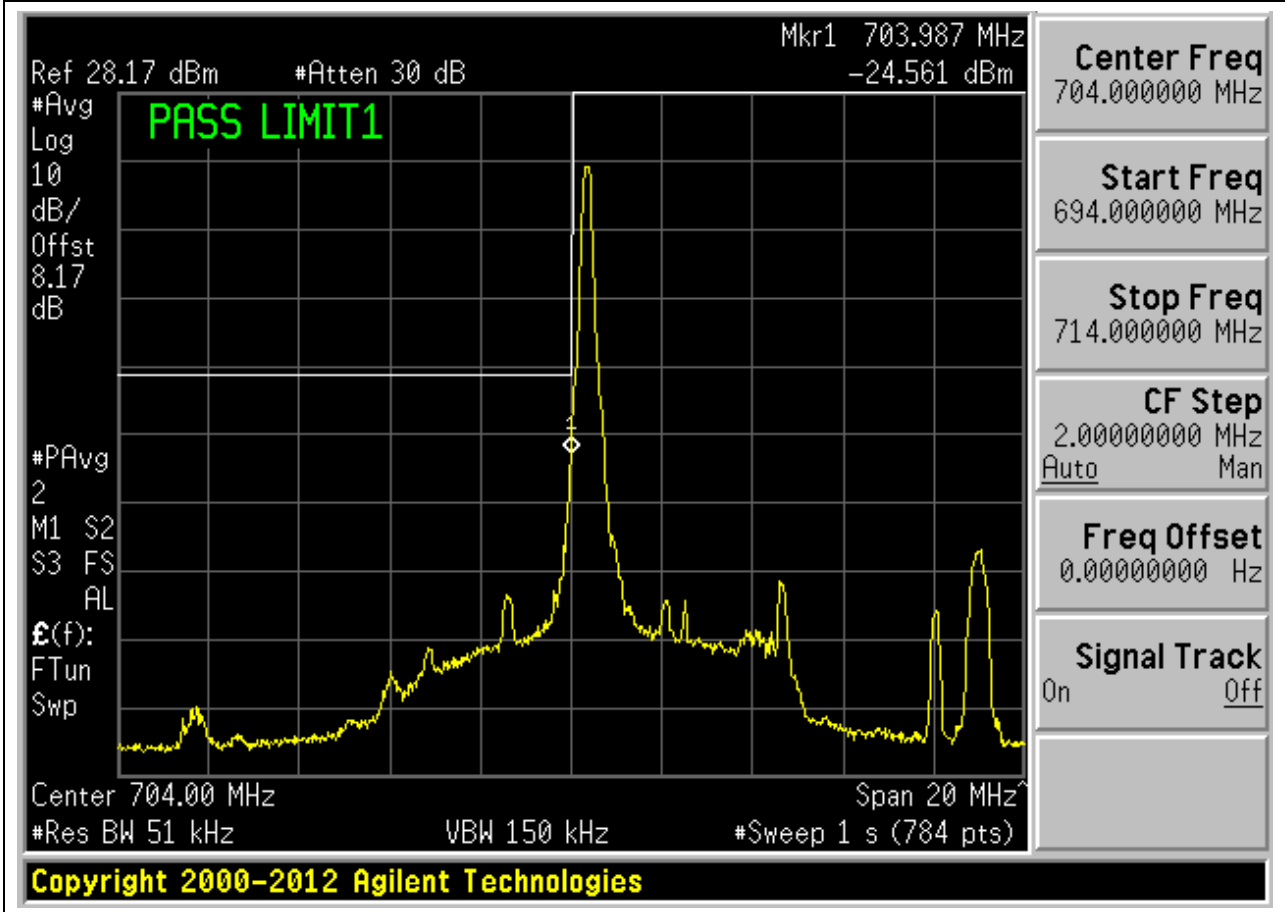
17.2. LTE Band Edge(NTNV)(Subtest:2, Channel:23755, Bandwidth:5, Modulation:QPSK, RB Number: 25, RB Position:LOW)

| Center Frequency (MHz) | Span (MHz) | RBW (MHz) | Detector | Frequency (MHz) | Power (dBm) | Verdict | Sweep Point |
|------------------------|------------|-----------|----------|-----------------|-------------|---------|-------------|
| 704 | 20 | 0.051 | RMS | 703.962 | -27.35 | Pass | 784 |



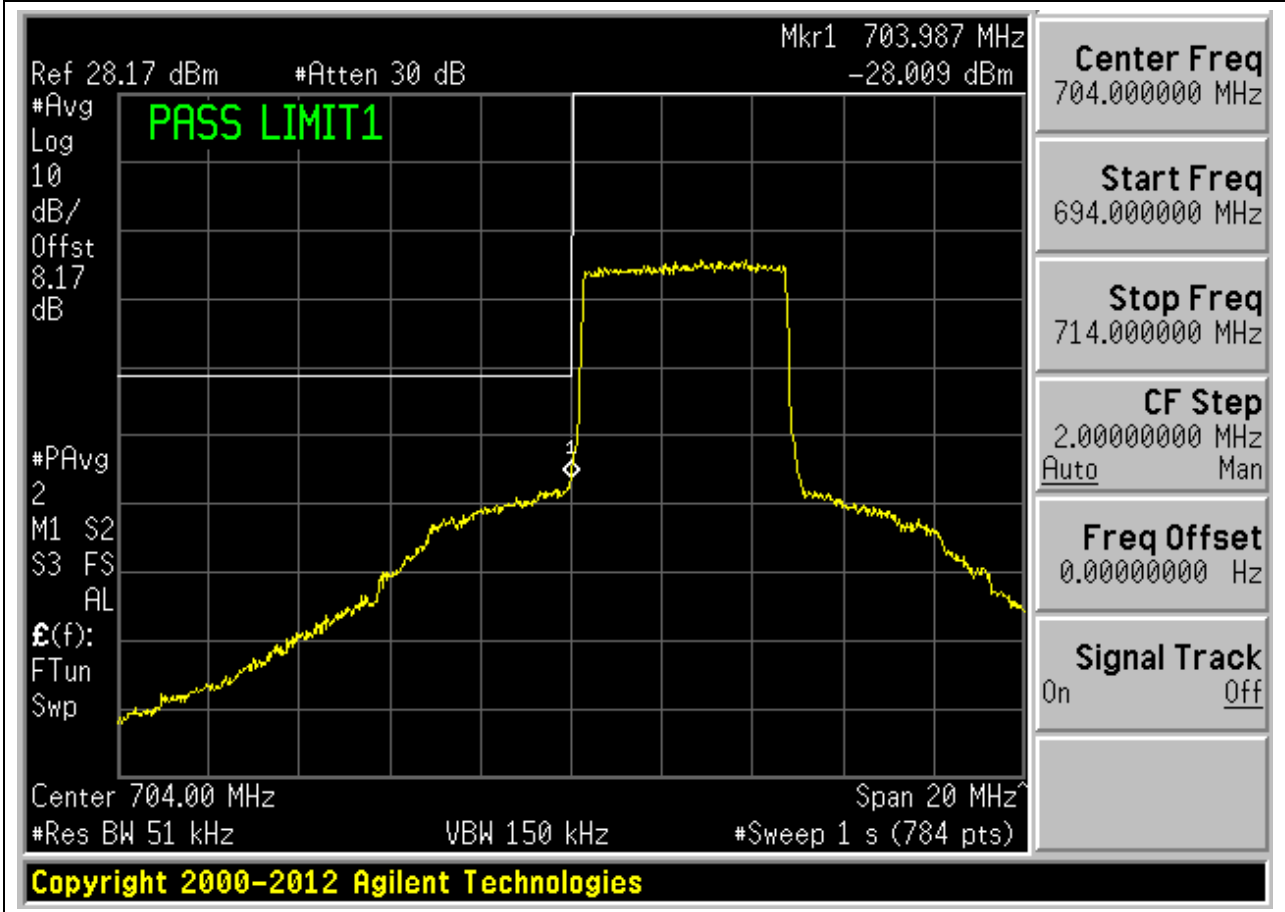
17.3. LTE Band Edge(NTNV)(Subtest:3, Channel:23755, Bandwidth:5, Modulation:Q16, RB Number: 1, RB Position:LOW)

| Center Frequency (MHz) | Span (MHz) | RBW (MHz) | Detector | Frequency (MHz) | Power (dBm) | Verdict | Sweep Point |
|------------------------|------------|-----------|----------|-----------------|-------------|---------|-------------|
| 704 | 20 | 0.051 | RMS | 703.987 | -24.56 | Pass | 784 |



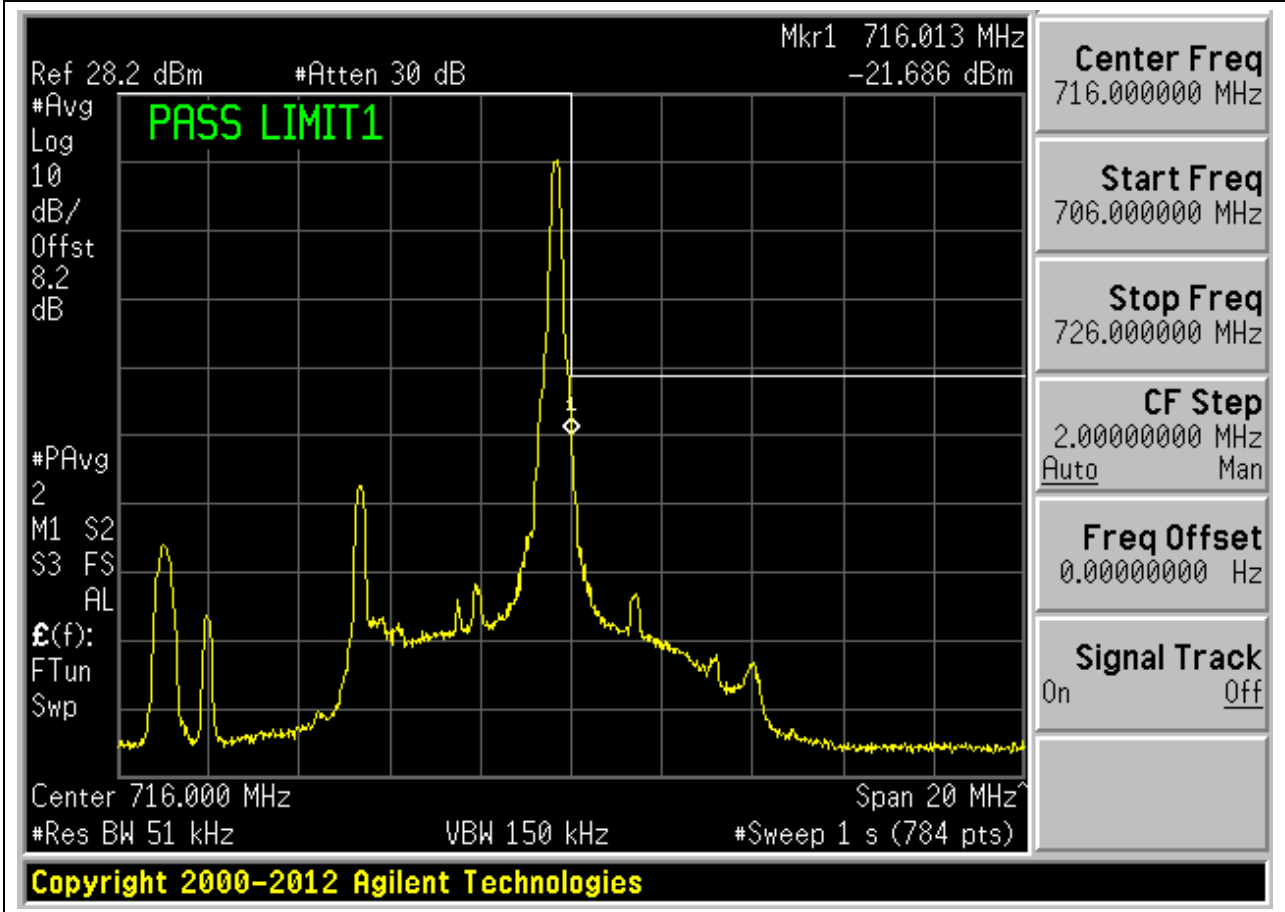
17.4. LTE Band Edge(NTNV)(Subtest:4, Channel:23755, Bandwidth:5, Modulation:Q16, RB Number: 25, RB Position:LOW)

| Center Frequency (MHz) | Span (MHz) | RBW (MHz) | Detector | Frequency (MHz) | Power (dBm) | Verdict | Sweep Point |
|------------------------|------------|-----------|----------|-----------------|-------------|---------|-------------|
| 704 | 20 | 0.051 | RMS | 703.987 | -28.01 | Pass | 784 |



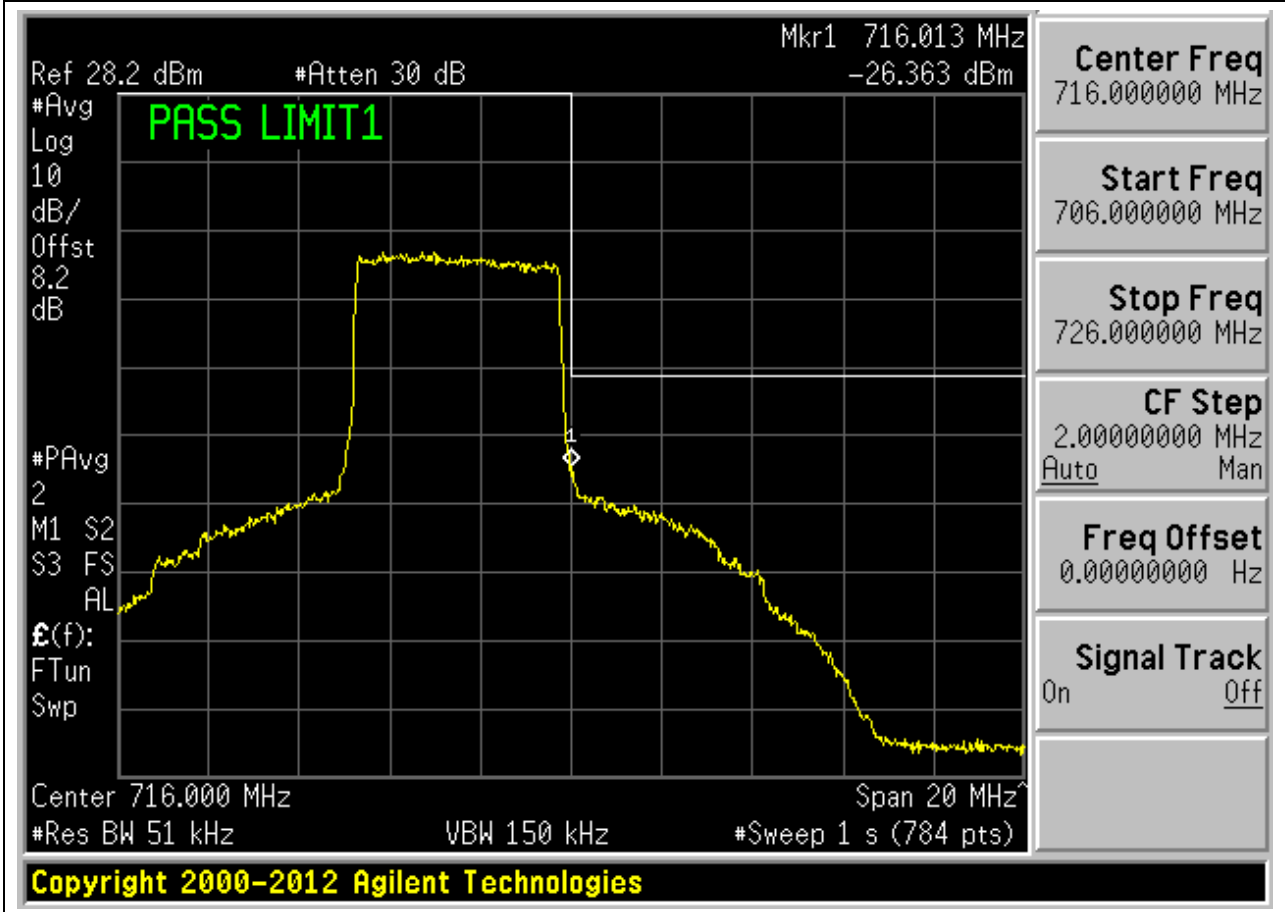
17.5. LTE Band Edge(NTNV)(Subtest:5, Channel:23825, Bandwidth:5, Modulation:QPSK, RB Number: 1, RB Position:HIGH)

| Center Frequency (MHz) | Span (MHz) | RBW (MHz) | Detector | Frequency (MHz) | Power (dBm) | Verdict | Sweep Point |
|------------------------|------------|-----------|----------|-----------------|-------------|---------|-------------|
| 716 | 20 | 0.051 | RMS | 716.013 | -21.69 | Pass | 784 |



17.6. LTE Band Edge(NTNV)(Subtest:6, Channel:23825, Bandwidth:5, Modulation:QPSK, RB Number: 25, RB Position:HIGH)

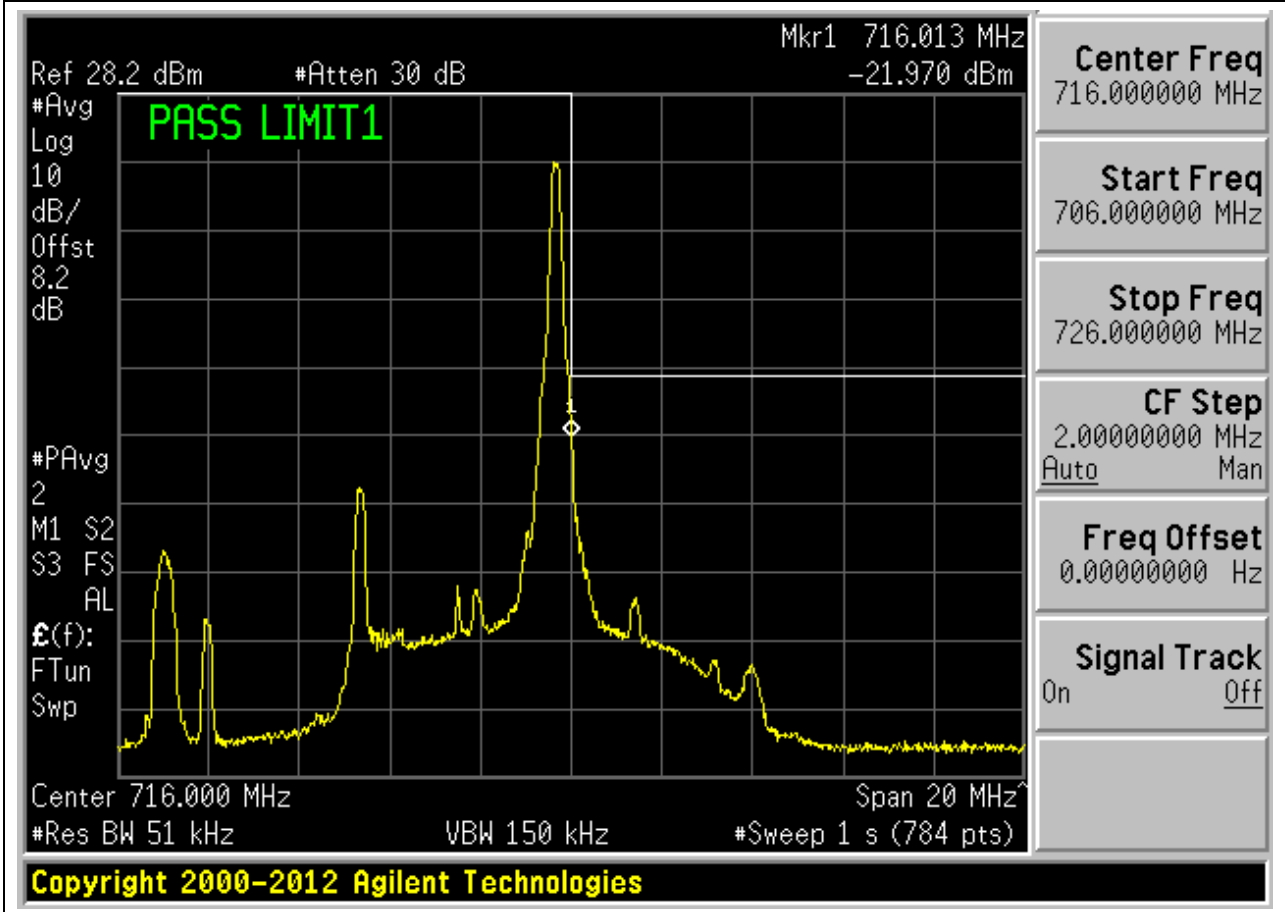
| Center Frequency (MHz) | Span (MHz) | RBW (MHz) | Detector | Frequency (MHz) | Power (dBm) | Verdict | Sweep Point |
|------------------------|------------|-----------|----------|-----------------|-------------|---------|-------------|
| 716 | 20 | 0.051 | RMS | 716.013 | -26.36 | Pass | 784 |



| |
|--|
| Center Freq 716.000000 MHz |
| Start Freq 706.000000 MHz |
| Stop Freq 726.000000 MHz |
| CF Step 2.00000000 MHz Auto Man |
| Freq Offset 0.00000000 Hz |
| Signal Track On Off |

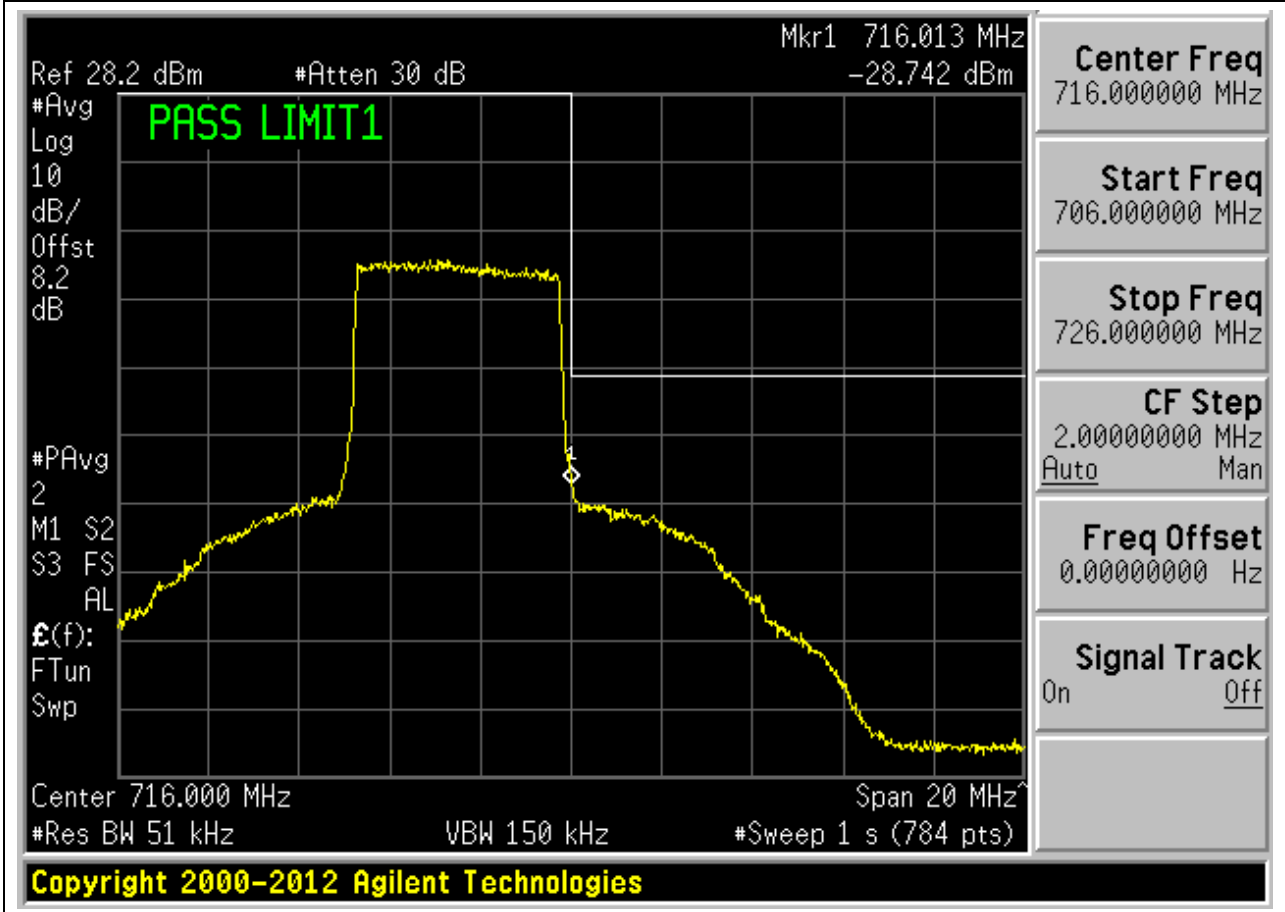
17.7. LTE Band Edge(NTNV)(Subtest:7, Channel:23825, Bandwidth:5, Modulation:Q16, RB Number: 1, RB Position:HIGH)

| Center Frequency (MHz) | Span (MHz) | RBW (MHz) | Detector | Frequency (MHz) | Power (dBm) | Verdict | Sweep Point |
|------------------------|------------|-----------|----------|-----------------|-------------|---------|-------------|
| 716 | 20 | 0.051 | RMS | 716.013 | -21.97 | Pass | 784 |



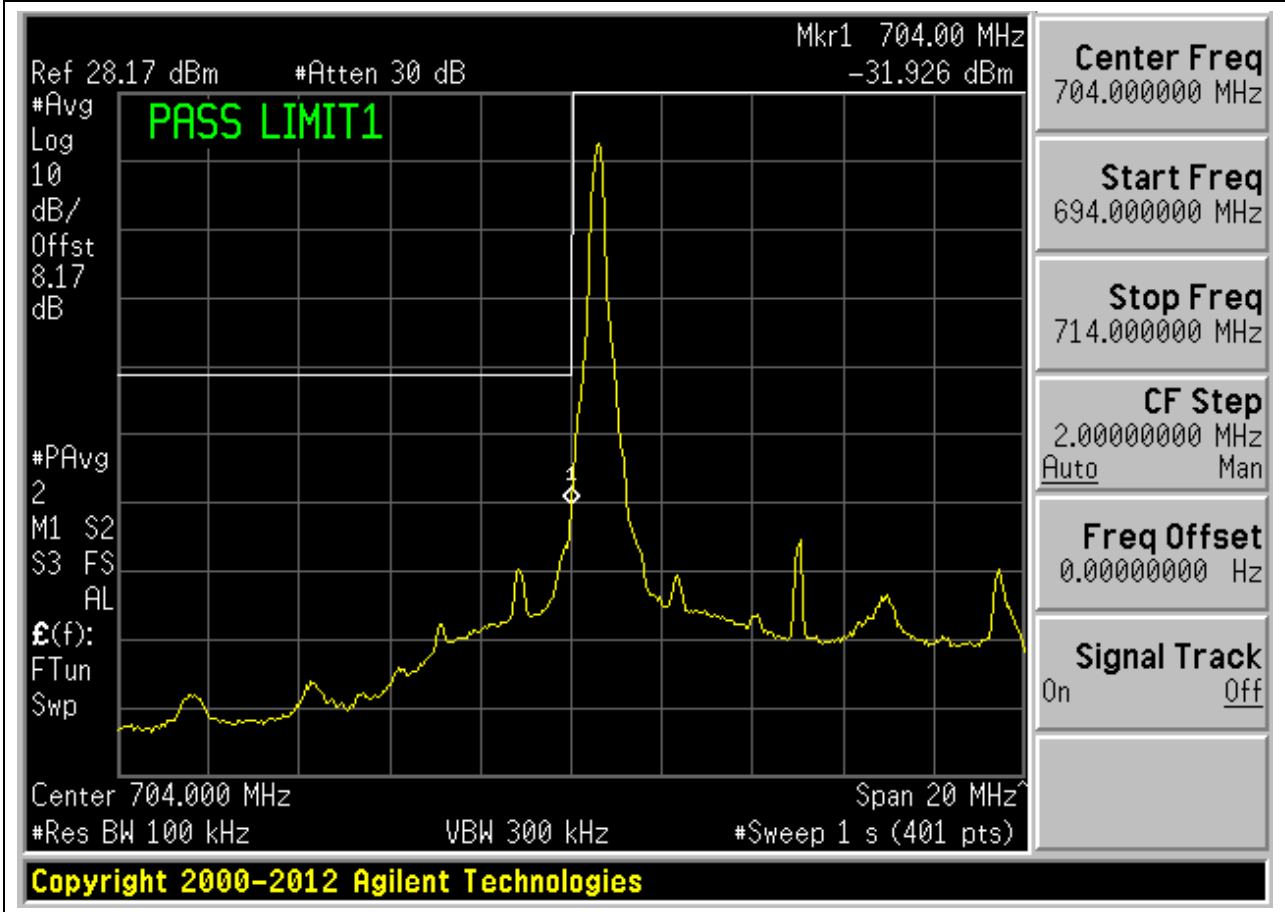
17.8. LTE Band Edge(NTNV)(Subtest:8, Channel:23825, Bandwidth:5, Modulation:Q16, RB Number: 25, RB Position:HIGH)

| Center Frequency (MHz) | Span (MHz) | RBW (MHz) | Detector | Frequency (MHz) | Power (dBm) | Verdict | Sweep Point |
|------------------------|------------|-----------|----------|-----------------|-------------|---------|-------------|
| 716 | 20 | 0.051 | RMS | 716.013 | -28.74 | Pass | 784 |



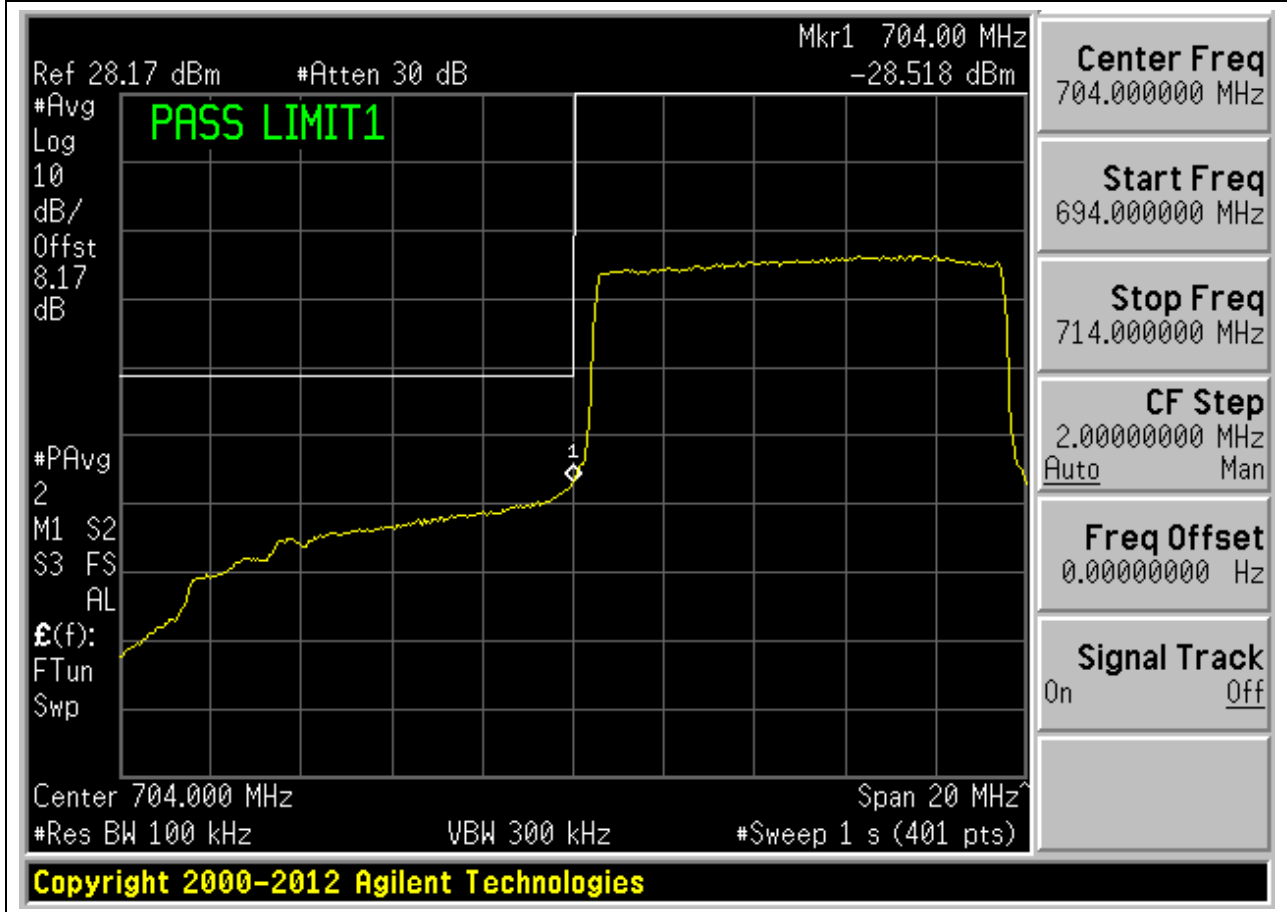
17.9. LTE Band Edge(NTNV)(Subtest:9, Channel:23780, Bandwidth:10, Modulation:QPSK, RB Number: 1, RB Position:LOW)

| Center Frequency (MHz) | Span (MHz) | RBW (MHz) | Detector | Frequency (MHz) | Power (dBm) | Verdict | Sweep Point |
|------------------------|------------|-----------|----------|-----------------|-------------|---------|-------------|
| 704 | 20 | 0.1 | RMS | 704 | -31.93 | Pass | 401 |



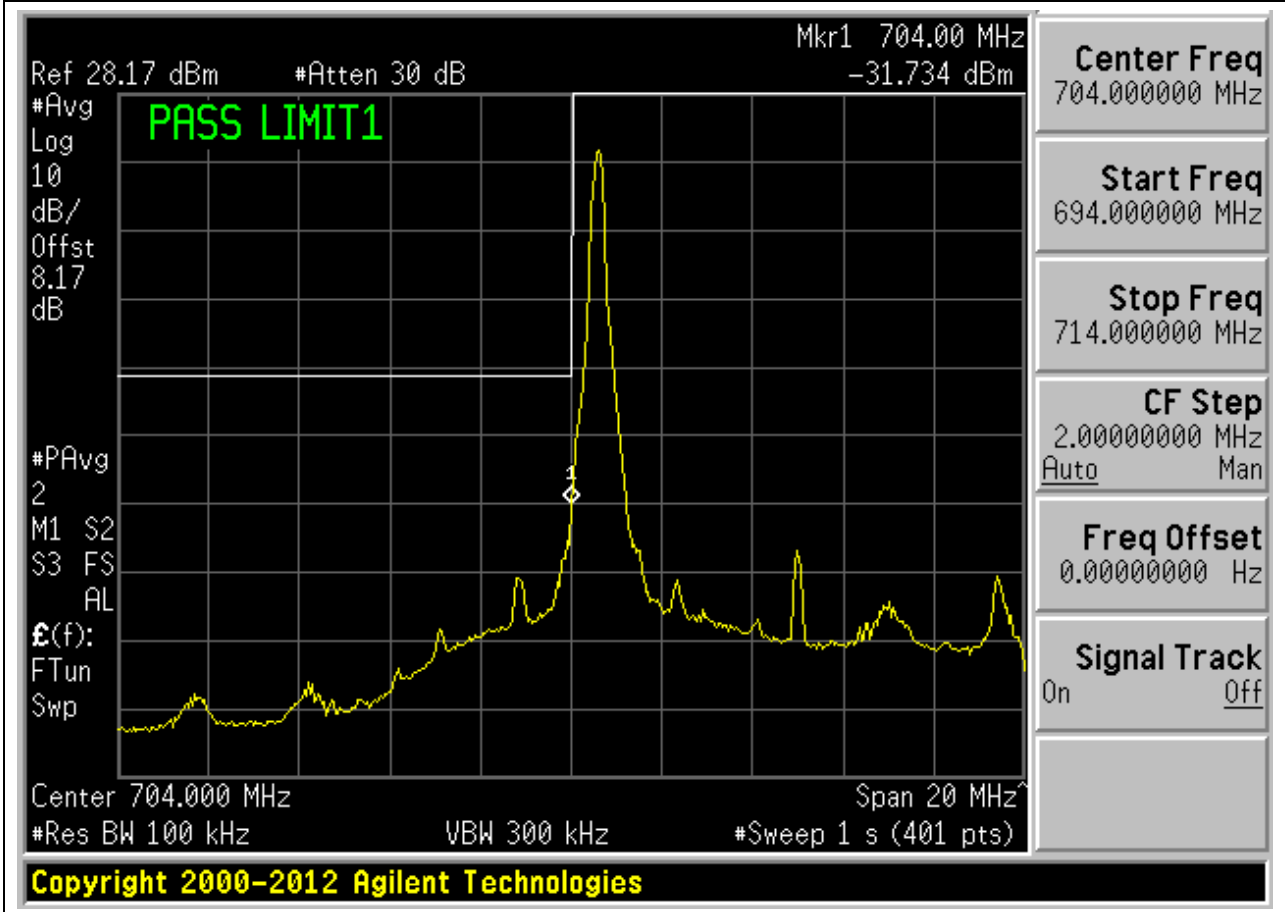
17.10. LTE Band Edge(NTNV)(Subtest:10, Channel:23780, Bandwidth:10, Modulation:QPSK, RB Number: 50, RB Position:LOW)

| Center Frequency (MHz) | Span (MHz) | RBW (MHz) | Detector | Frequency (MHz) | Power (dBm) | Verdict | Sweep Point |
|------------------------|------------|-----------|----------|-----------------|-------------|---------|-------------|
| 704 | 20 | 0.1 | RMS | 704 | -28.52 | Pass | 401 |



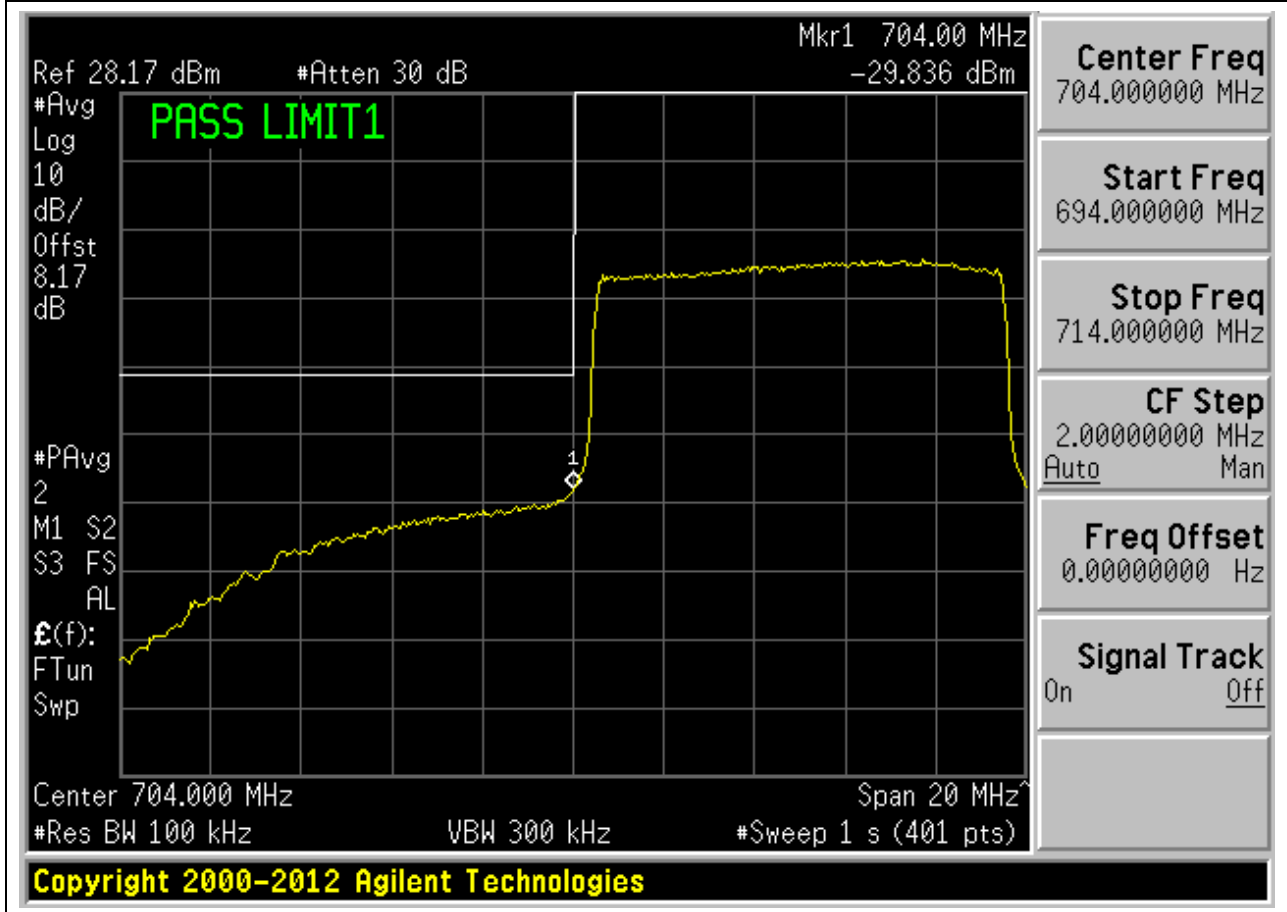
17.11. LTE Band Edge(NTNV)(Subtest:11, Channel:23780, Bandwidth:10, Modulation:Q16, RB Number: 1, RB Position:LOW)

| Center Frequency (MHz) | Span (MHz) | RBW (MHz) | Detector | Frequency (MHz) | Power (dBm) | Verdict | Sweep Point |
|------------------------|------------|-----------|----------|-----------------|-------------|---------|-------------|
| 704 | 20 | 0.1 | RMS | 704 | -31.73 | Pass | 401 |



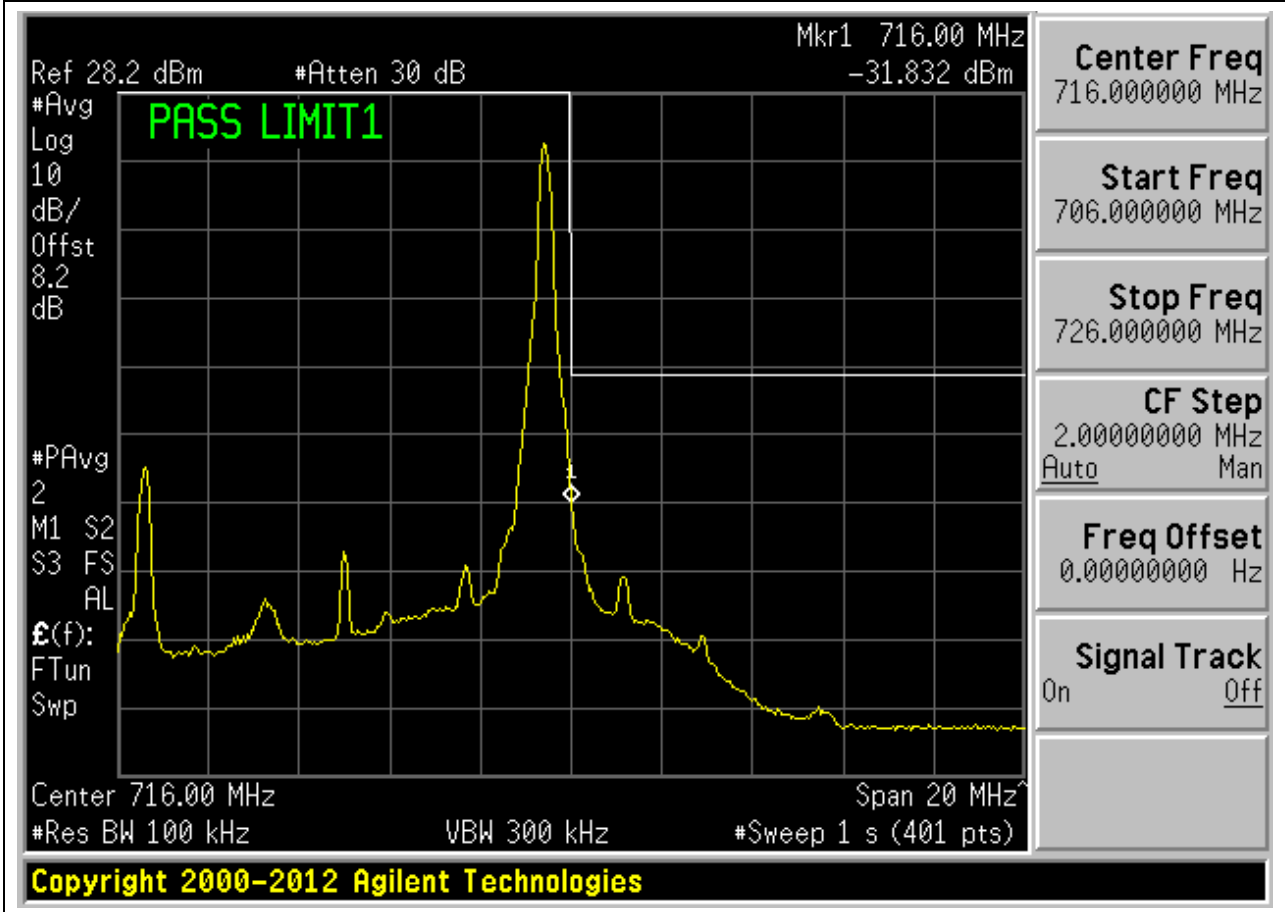
17.12. LTE Band Edge(NTNV)(Subtest:12, Channel:23780, Bandwidth:10, Modulation:Q16, RB Number: 50, RB Position:LOW)

| Center Frequency (MHz) | Span (MHz) | RBW (MHz) | Detector | Frequency (MHz) | Power (dBm) | Verdict | Sweep Point |
|------------------------|------------|-----------|----------|-----------------|-------------|---------|-------------|
| 704 | 20 | 0.1 | RMS | 704 | -29.84 | Pass | 401 |



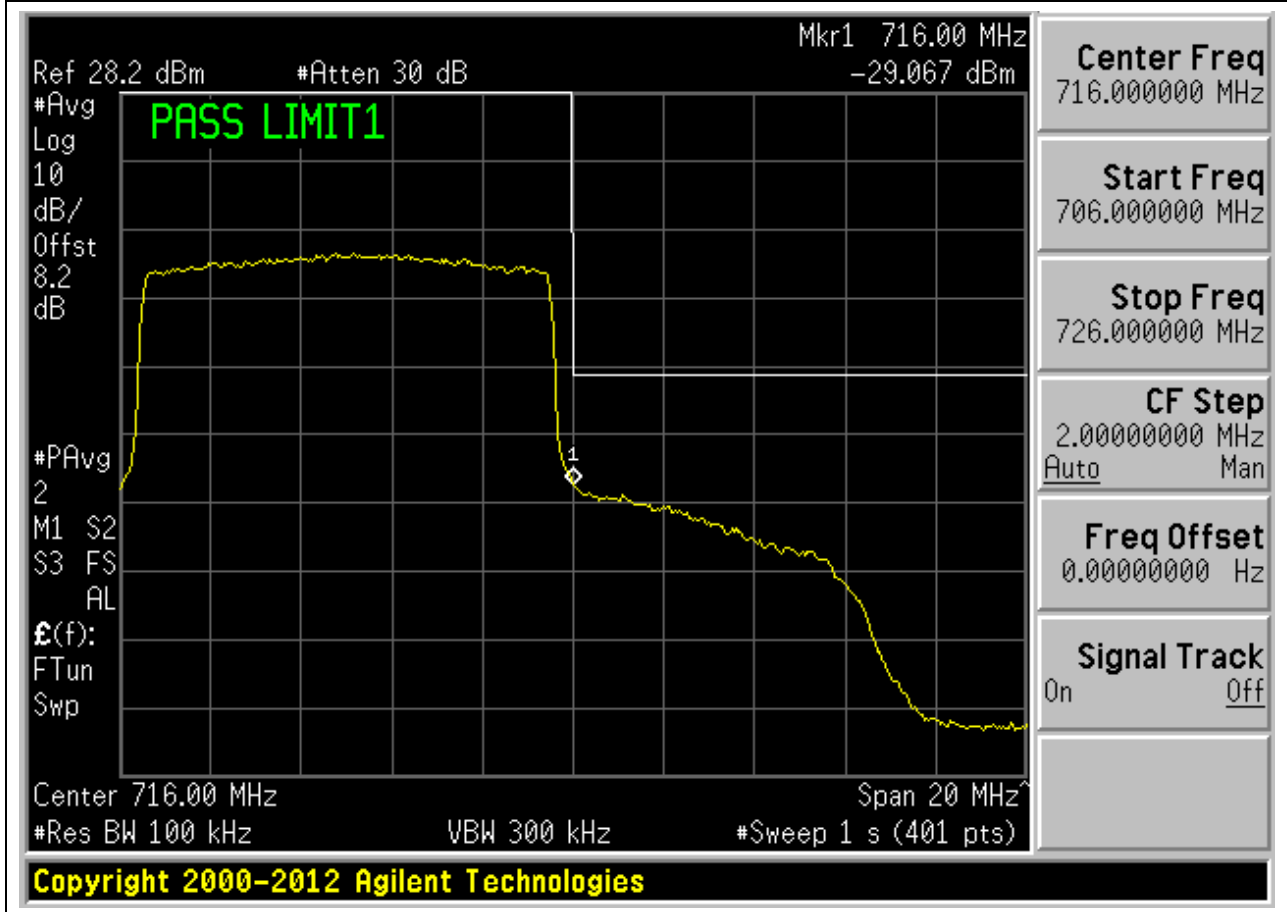
17.13. LTE Band Edge(NTNV)(Subtest:13, Channel:23800, Bandwidth:10, Modulation:QPSK, RB Number: 1, RB Position:HIGH)

| Center Frequency (MHz) | Span (MHz) | RBW (MHz) | Detector | Frequency (MHz) | Power (dBm) | Verdict | Sweep Point |
|------------------------|------------|-----------|----------|-----------------|-------------|---------|-------------|
| 716 | 20 | 0.1 | RMS | 716 | -31.83 | Pass | 401 |



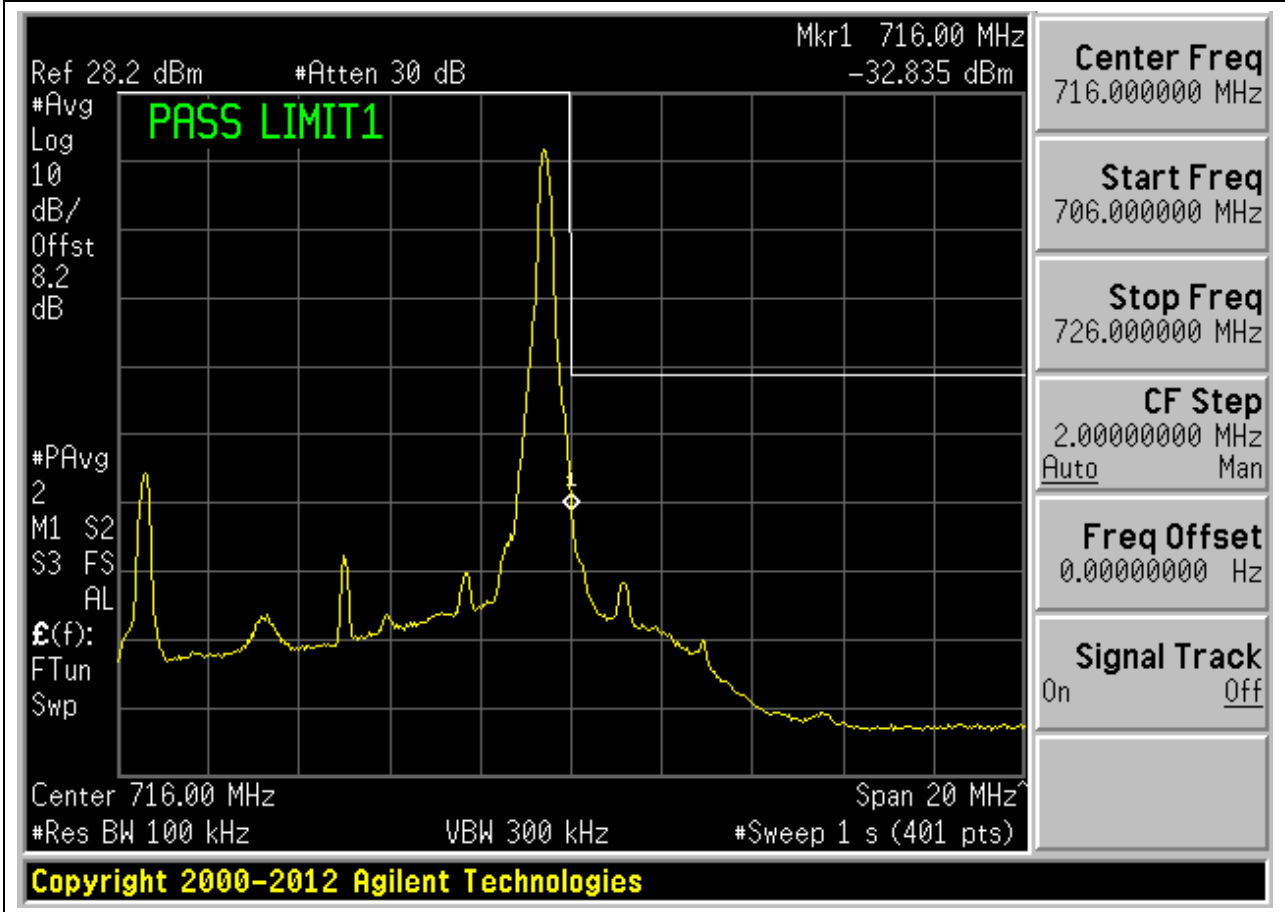
17.14. LTE Band Edge(NTNV)(Subtest:14, Channel:23800, Bandwidth:10, Modulation:QPSK, RB Number: 50, RB Position:HIGH)

| Center Frequency (MHz) | Span (MHz) | RBW (MHz) | Detector | Frequency (MHz) | Power (dBm) | Verdict | Sweep Point |
|------------------------|------------|-----------|----------|-----------------|-------------|---------|-------------|
| 716 | 20 | 0.1 | RMS | 716 | -29.07 | Pass | 401 |



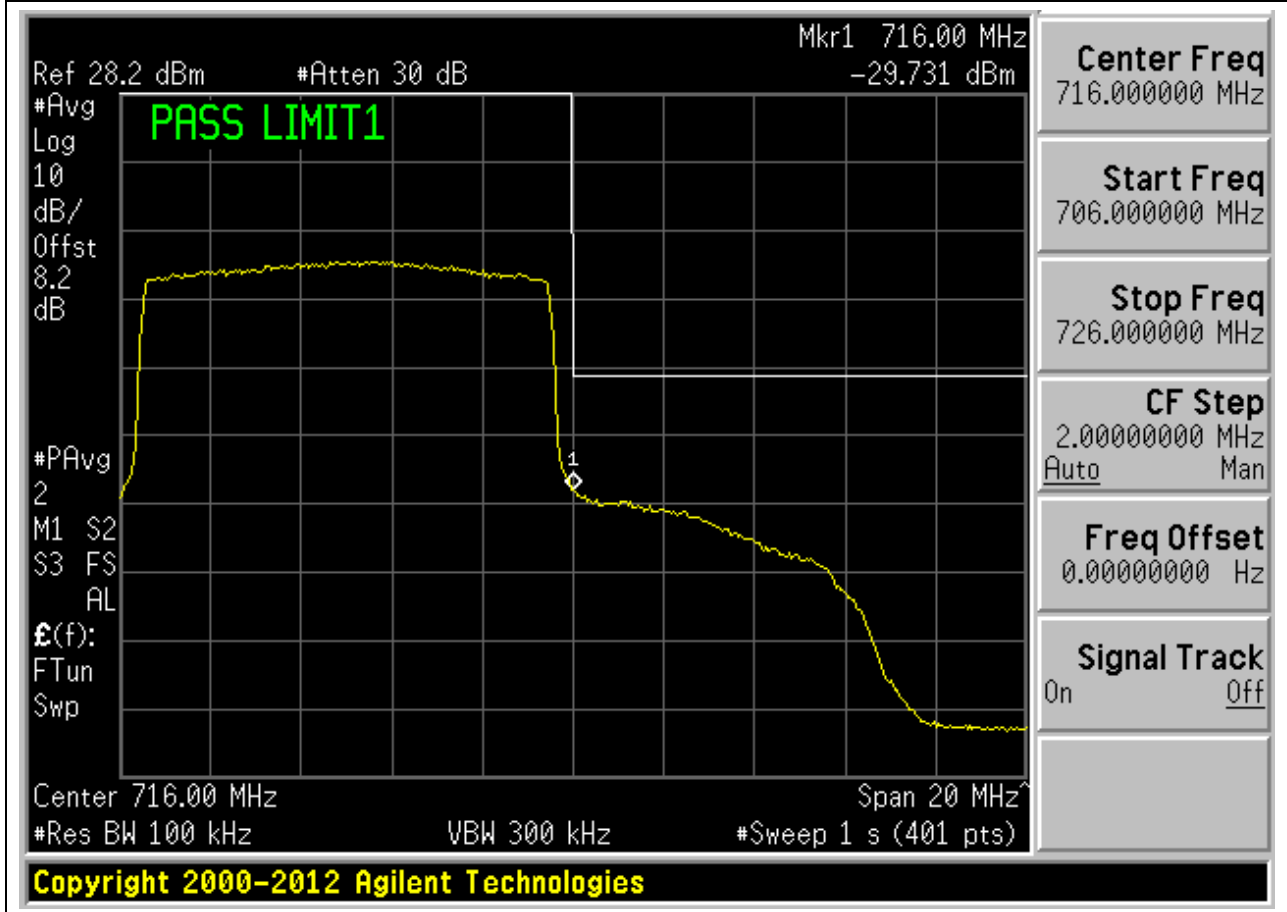
17.15. LTE Band Edge(NTNV)(Subtest:15, Channel:23800, Bandwidth:10, Modulation:Q16, RB Number: 1, RB Position:HIGH)

| Center Frequency (MHz) | Span (MHz) | RBW (MHz) | Detector | Frequency (MHz) | Power (dBm) | Verdict | Sweep Point |
|------------------------|------------|-----------|----------|-----------------|-------------|---------|-------------|
| 716 | 20 | 0.1 | RMS | 716 | -32.83 | Pass | 401 |



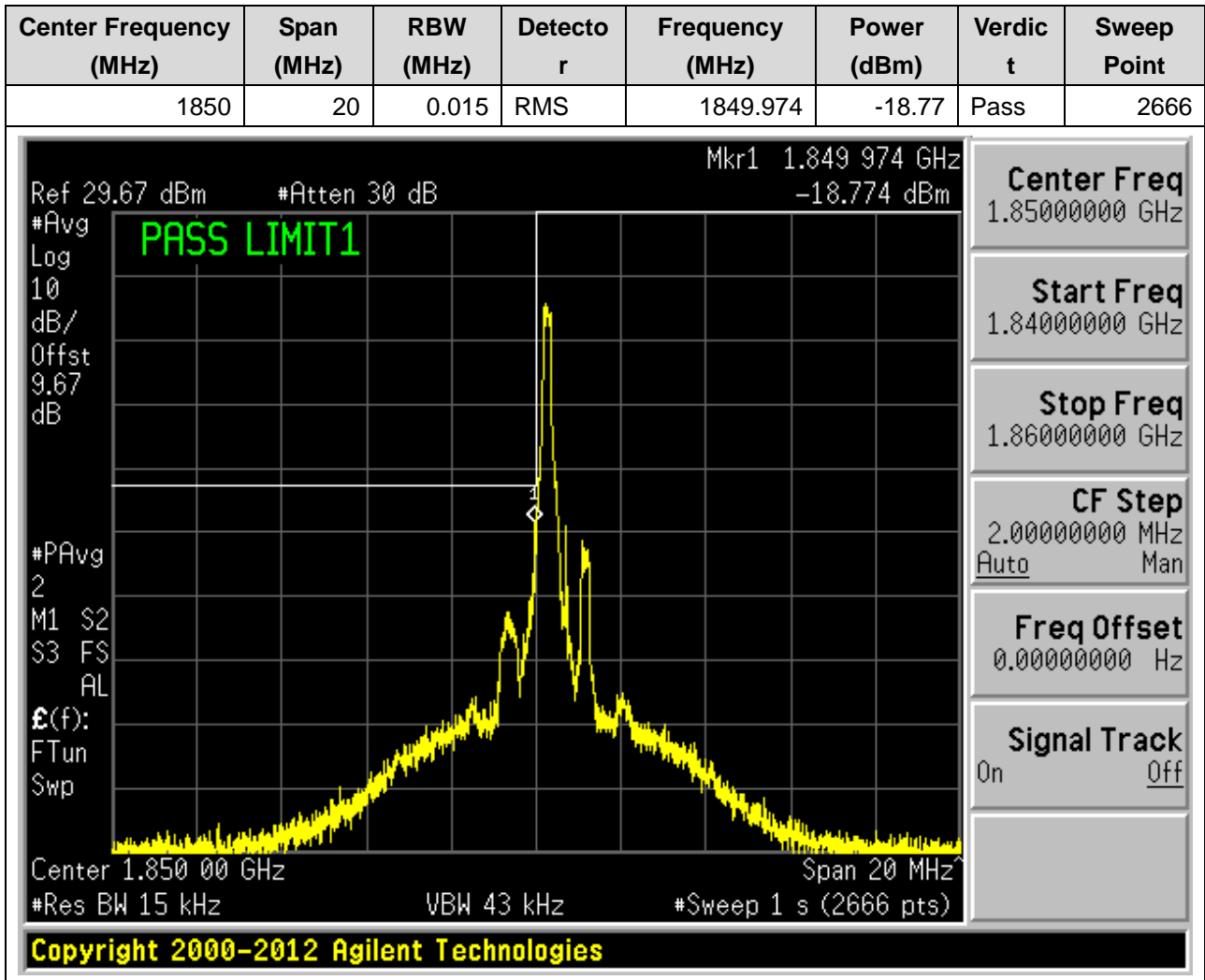
17.16. LTE Band Edge(NTNV)(Subtest:16, Channel:23800, Bandwidth:10, Modulation:Q16, RB Number: 50, RB Position:HIGH)

| Center Frequency (MHz) | Span (MHz) | RBW (MHz) | Detector | Frequency (MHz) | Power (dBm) | Verdict | Sweep Point |
|------------------------|------------|-----------|----------|-----------------|-------------|---------|-------------|
| 716 | 20 | 0.1 | RMS | 716 | -29.73 | Pass | 401 |



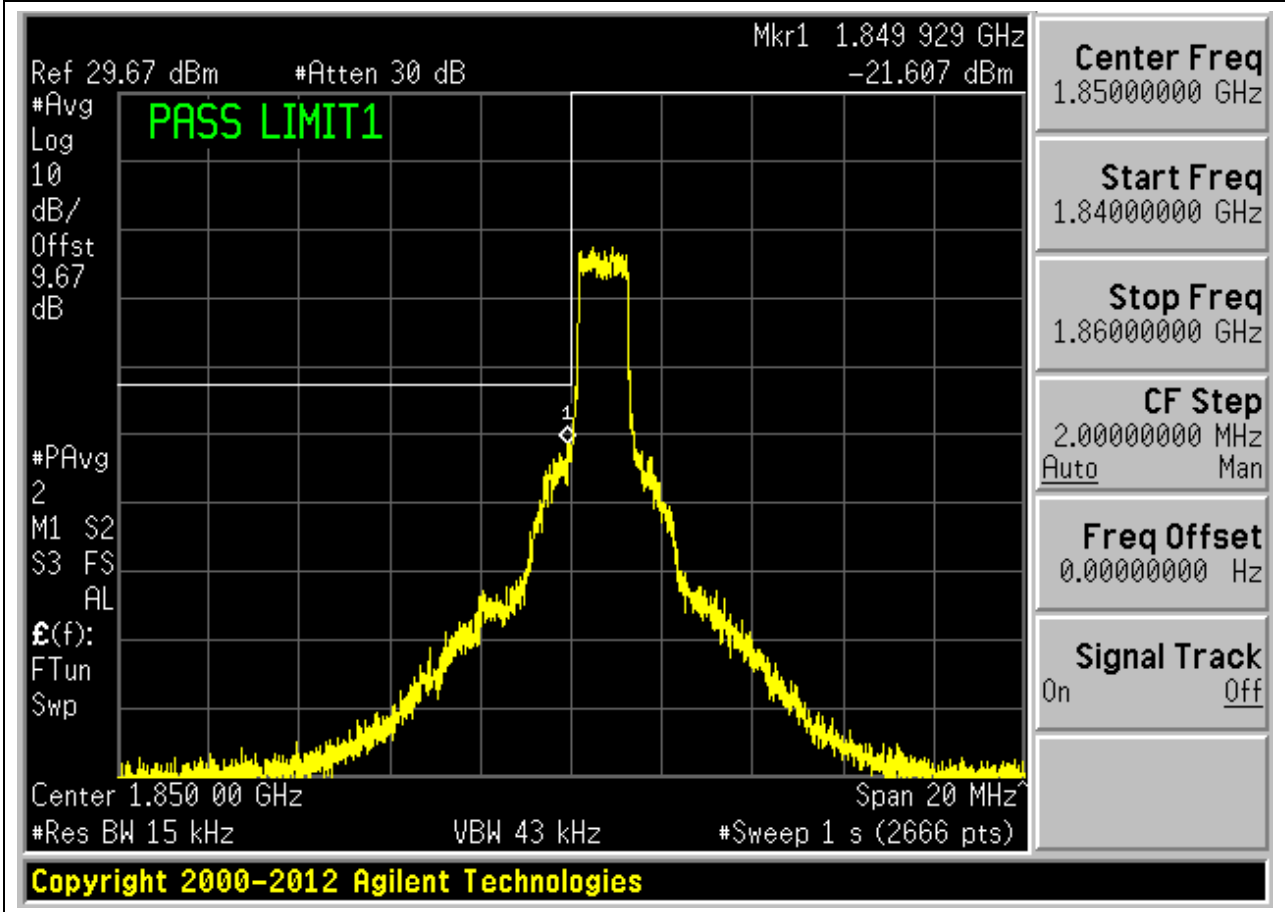
18. LTE_Band25

18.1. LTE Band Edge(NTNV)(Subtest:1, Channel:26047, Bandwidth:1.4, Modulation:QPSK, RB Number: 1, RB Position:LOW)



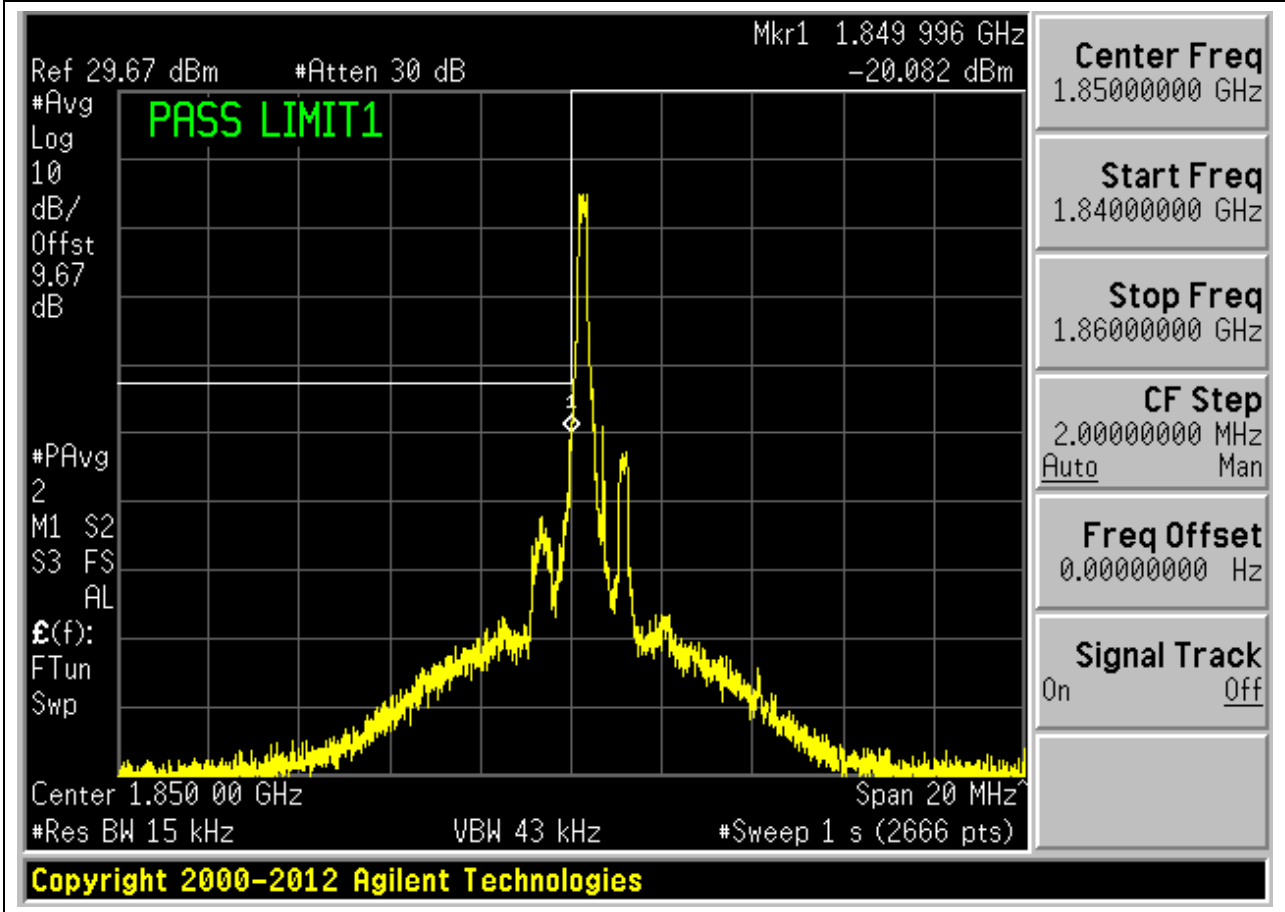
18.2. LTE Band Edge(NTNV)(Subtest:2, Channel:26047, Bandwidth:1.4, Modulation:QPSK, RB Number: 6, RB Position:LOW)

| Center Frequency (MHz) | Span (MHz) | RBW (MHz) | Detector | Frequency (MHz) | Power (dBm) | Verdict | Sweep Point |
|------------------------|------------|-----------|----------|-----------------|-------------|---------|-------------|
| 1850 | 20 | 0.015 | RMS | 1849.929 | -21.61 | Pass | 2666 |



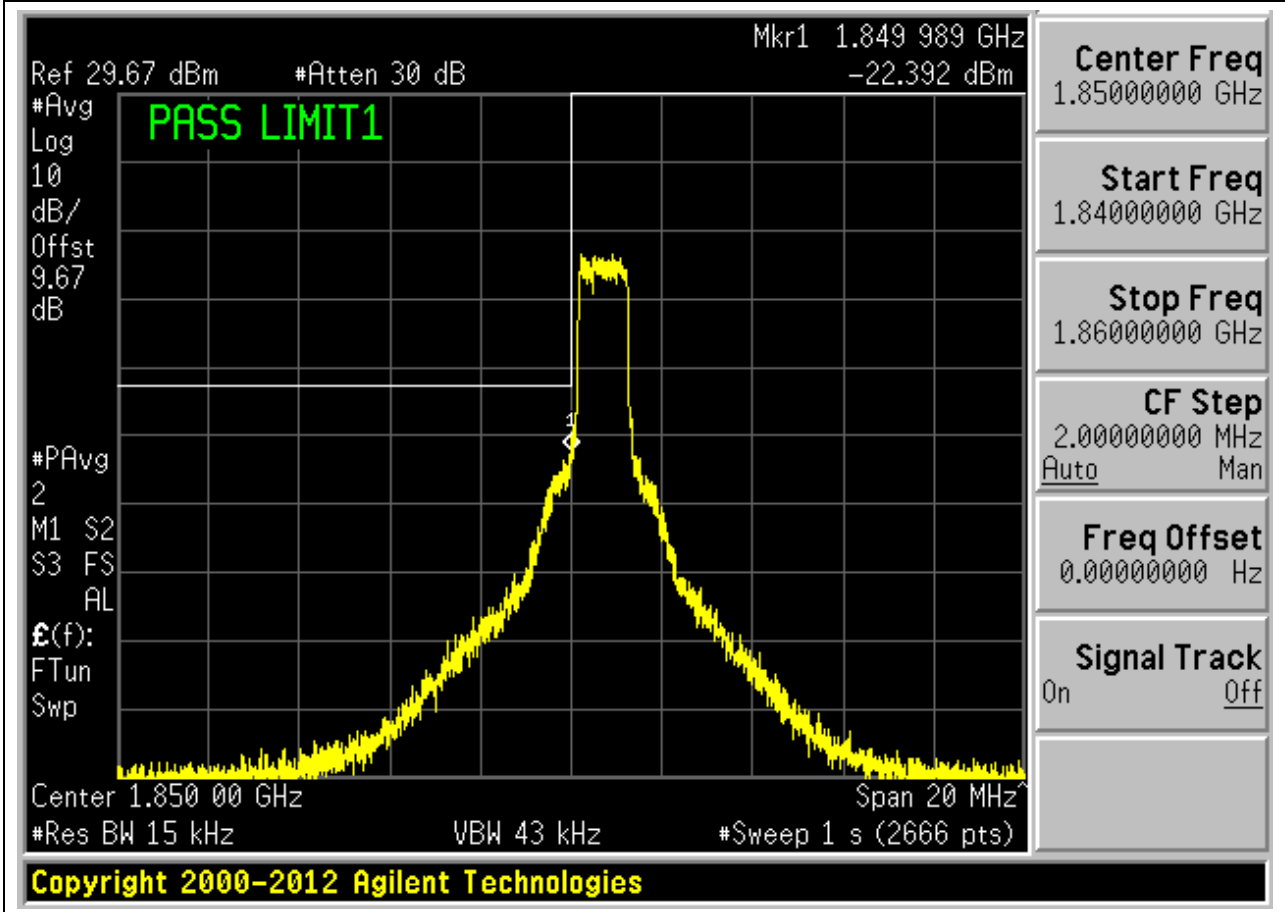
18.3. LTE Band Edge(NTNV)(Subtest:3, Channel:26047, Bandwidth:1.4, Modulation:Q16, RB Number: 1, RB Position:LOW)

| Center Frequency (MHz) | Span (MHz) | RBW (MHz) | Detector | Frequency (MHz) | Power (dBm) | Verdict | Sweep Point |
|------------------------|------------|-----------|----------|-----------------|-------------|---------|-------------|
| 1850 | 20 | 0.015 | RMS | 1849.996 | -20.08 | Pass | 2666 |



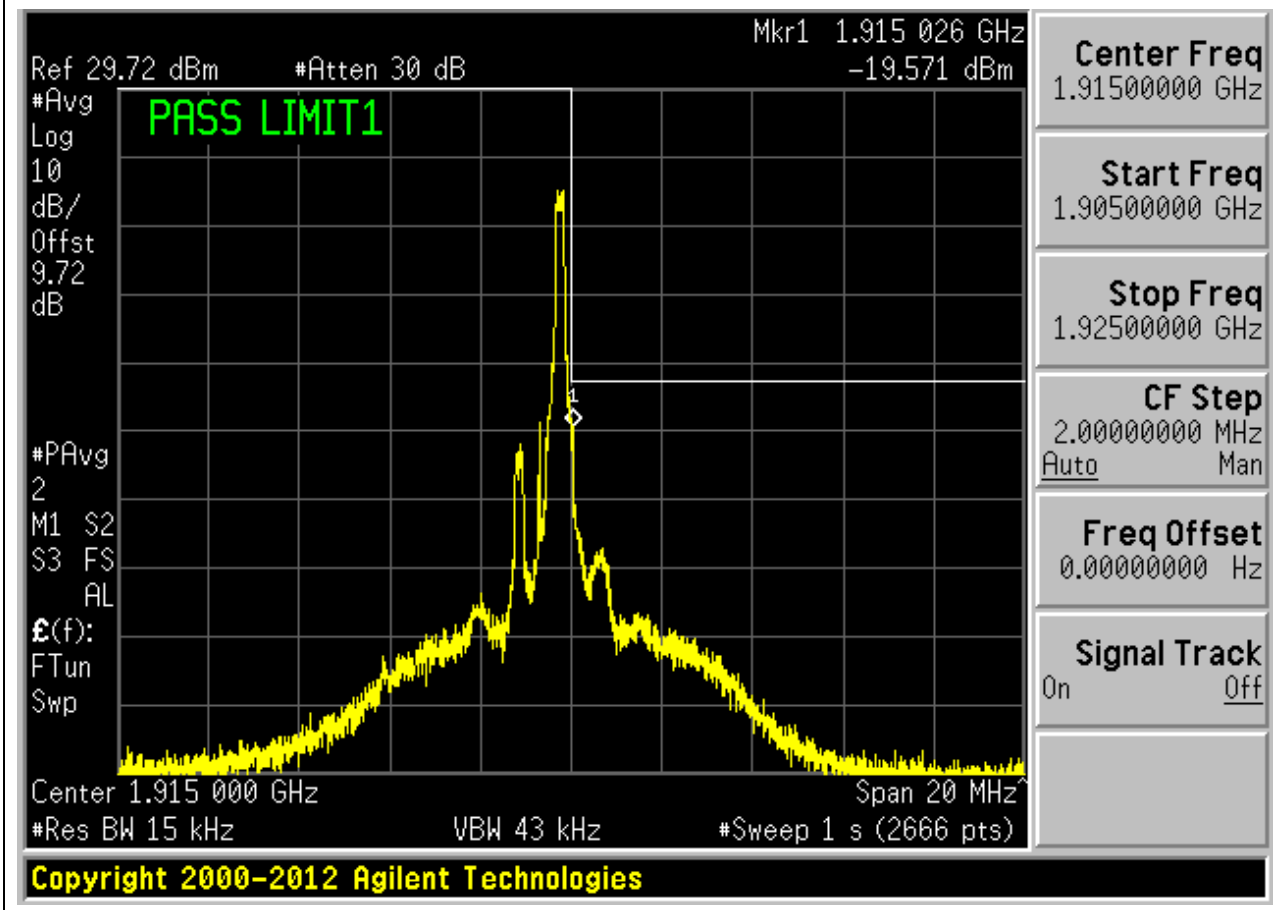
18.4. LTE Band Edge(NTNV)(Subtest:4, Channel:26047, Bandwidth:1.4, Modulation:Q16, RB Number: 6, RB Position:LOW)

| Center Frequency (MHz) | Span (MHz) | RBW (MHz) | Detector | Frequency (MHz) | Power (dBm) | Verdict | Sweep Point |
|------------------------|------------|-----------|----------|-----------------|-------------|---------|-------------|
| 1850 | 20 | 0.015 | RMS | 1849.989 | -22.39 | Pass | 2666 |



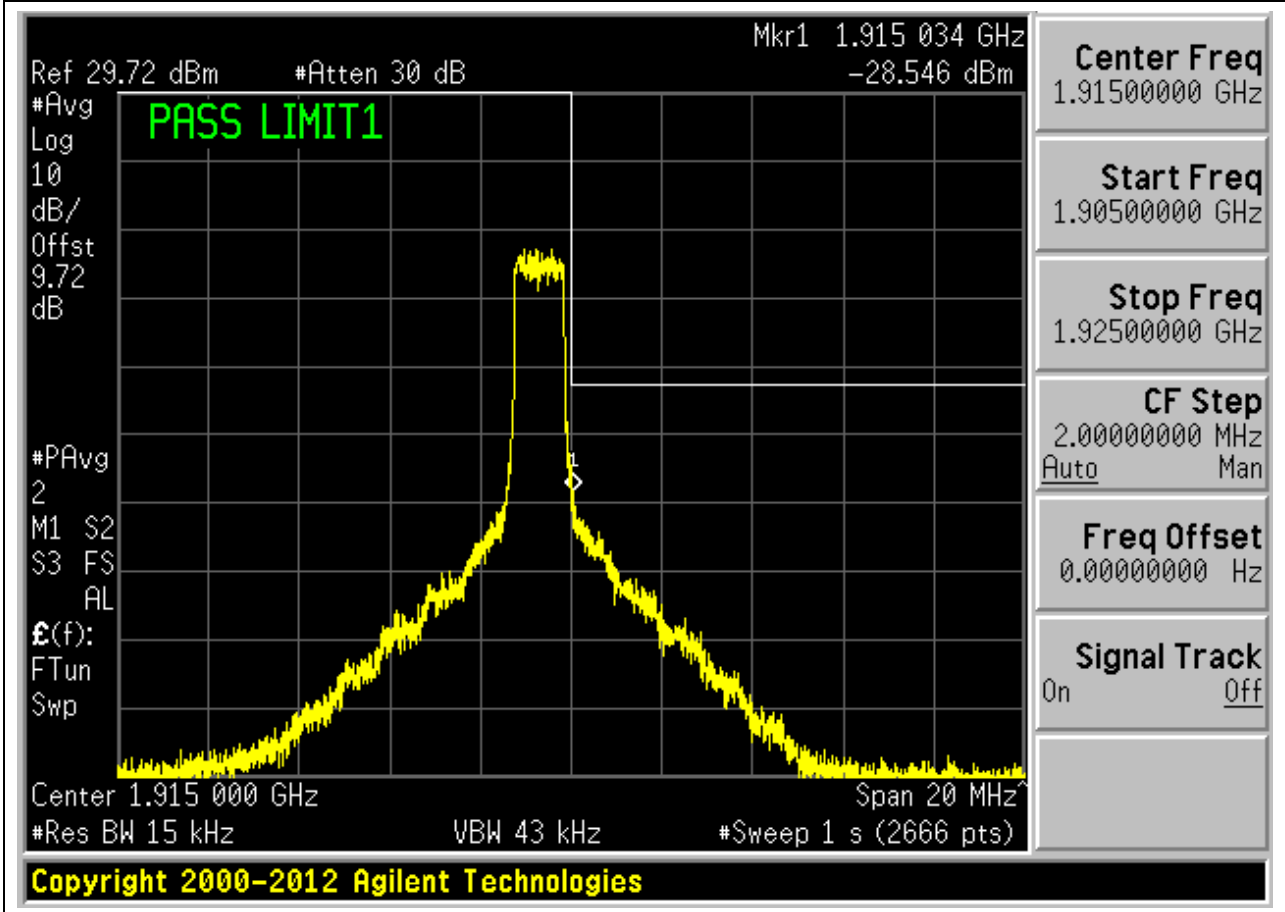
18.5. LTE Band Edge(NTNV)(Subtest:5, Channel:26683, Bandwidth:1.4, Modulation:QPSK, RB Number: 1, RB Position:HIGH)

| Center Frequency (MHz) | Span (MHz) | RBW (MHz) | Detector | Frequency (MHz) | Power (dBm) | Verdict | Sweep Point |
|------------------------|------------|-----------|----------|-----------------|-------------|---------|-------------|
| 1915 | 20 | 0.015 | RMS | 1915.026 | -19.57 | Pass | 2666 |



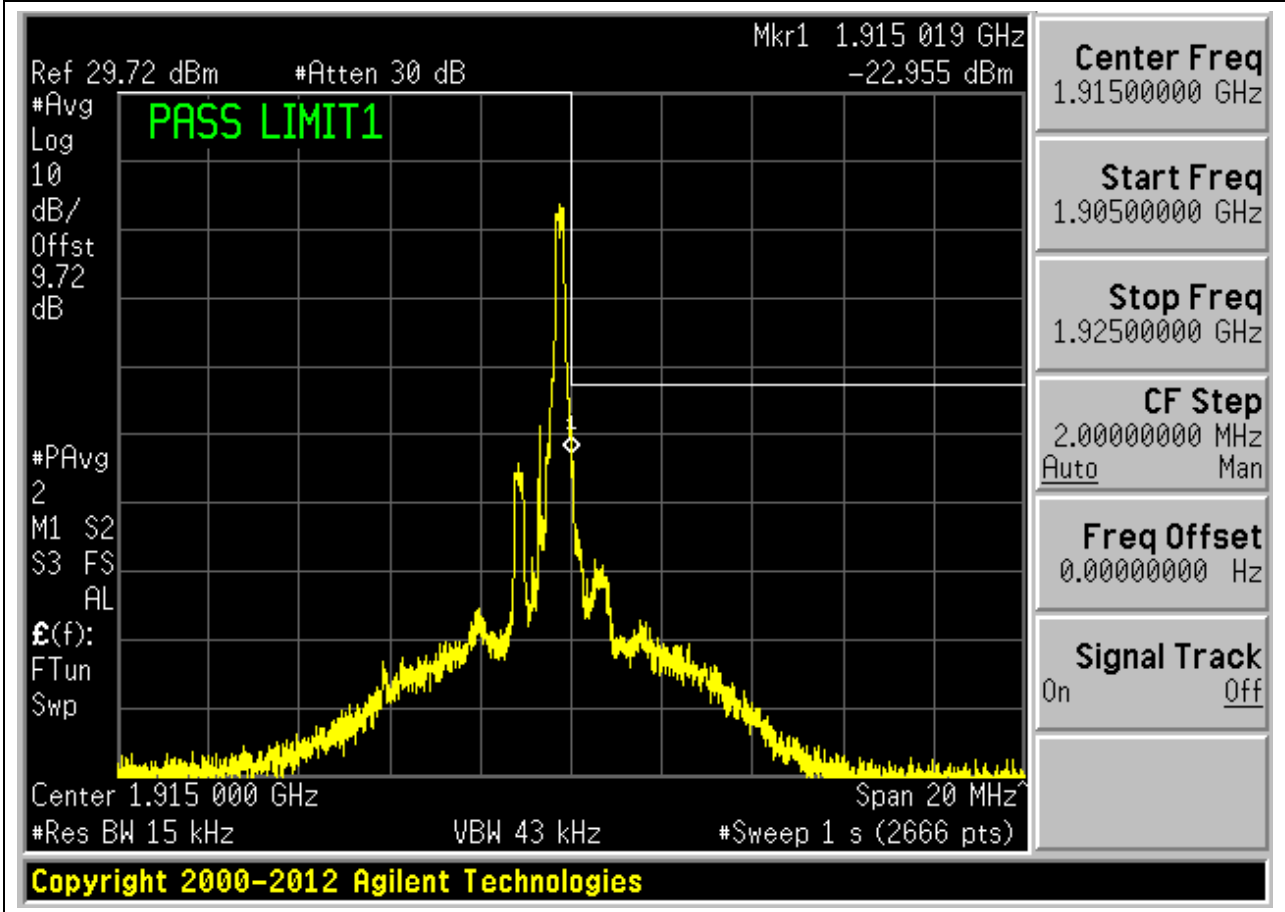
18.6. LTE Band Edge(NTNV)(Subtest:6, Channel:26683, Bandwidth:1.4, Modulation:QPSK, RB Number: 6, RB Position:HIGH)

| Center Frequency (MHz) | Span (MHz) | RBW (MHz) | Detector | Frequency (MHz) | Power (dBm) | Verdict | Sweep Point |
|------------------------|------------|-----------|----------|-----------------|-------------|---------|-------------|
| 1915 | 20 | 0.015 | RMS | 1915.034 | -28.55 | Pass | 2666 |



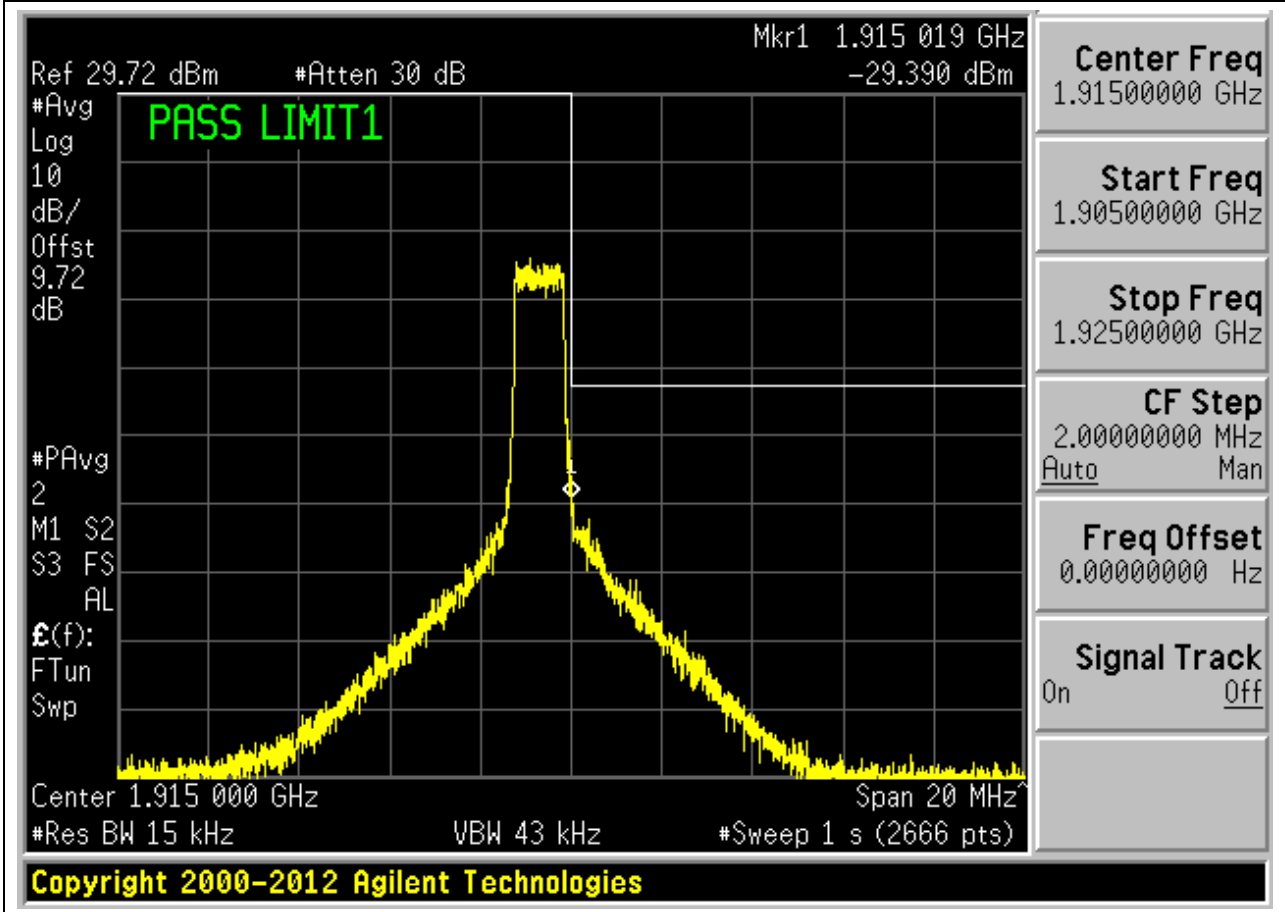
18.7. LTE Band Edge(NTNV)(Subtest:7, Channel:26683, Bandwidth:1.4, Modulation:Q16, RB Number: 1, RB Position:HIGH)

| Center Frequency (MHz) | Span (MHz) | RBW (MHz) | Detector | Frequency (MHz) | Power (dBm) | Verdict | Sweep Point |
|------------------------|------------|-----------|----------|-----------------|-------------|---------|-------------|
| 1915 | 20 | 0.015 | RMS | 1915.019 | -22.95 | Pass | 2666 |



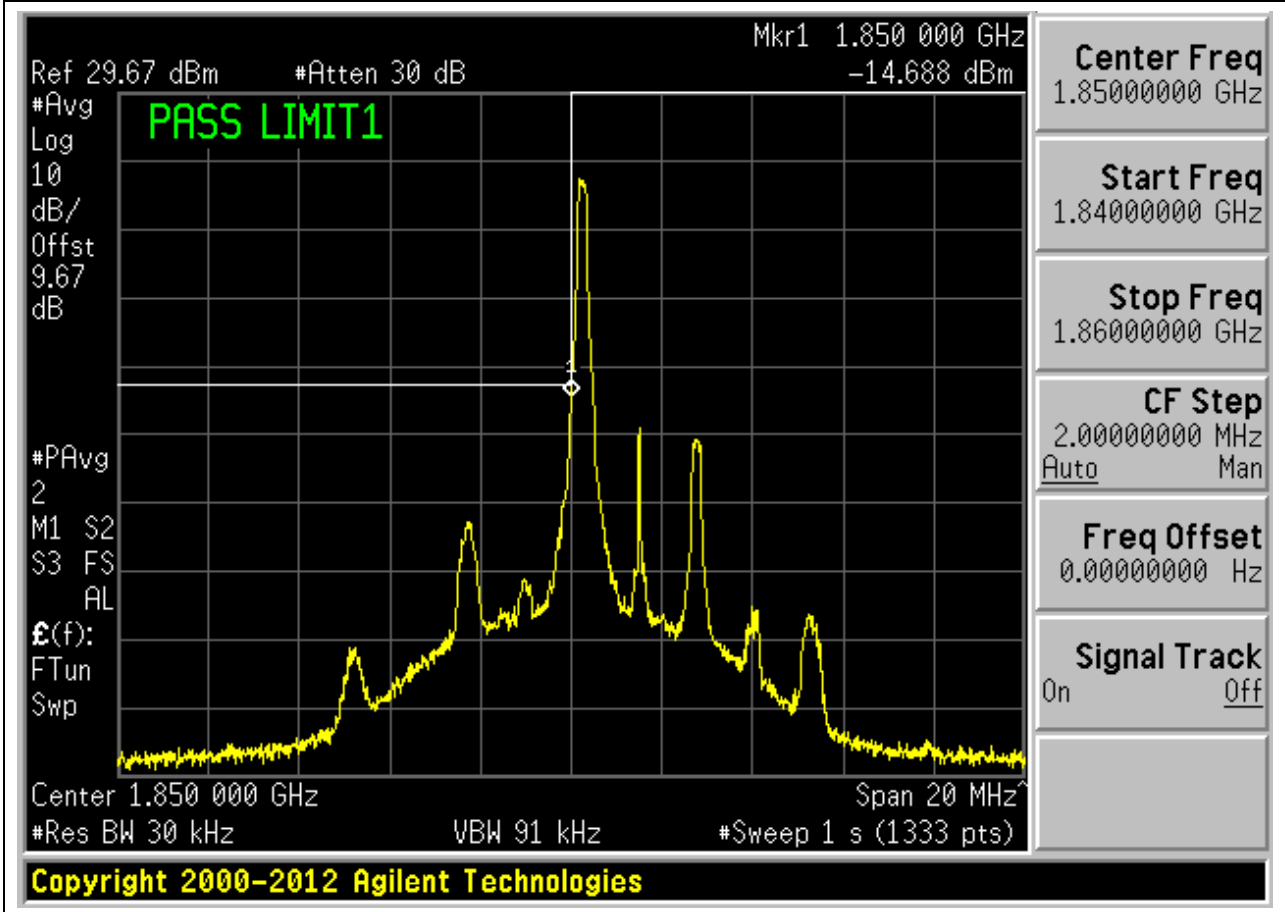
18.8. LTE Band Edge(NTNV)(Subtest:8, Channel:26683, Bandwidth:1.4, Modulation:Q16, RB Number: 6, RB Position:HIGH)

| Center Frequency (MHz) | Span (MHz) | RBW (MHz) | Detector | Frequency (MHz) | Power (dBm) | Verdict | Sweep Point |
|------------------------|------------|-----------|----------|-----------------|-------------|---------|-------------|
| 1915 | 20 | 0.015 | RMS | 1915.019 | -29.39 | Pass | 2666 |



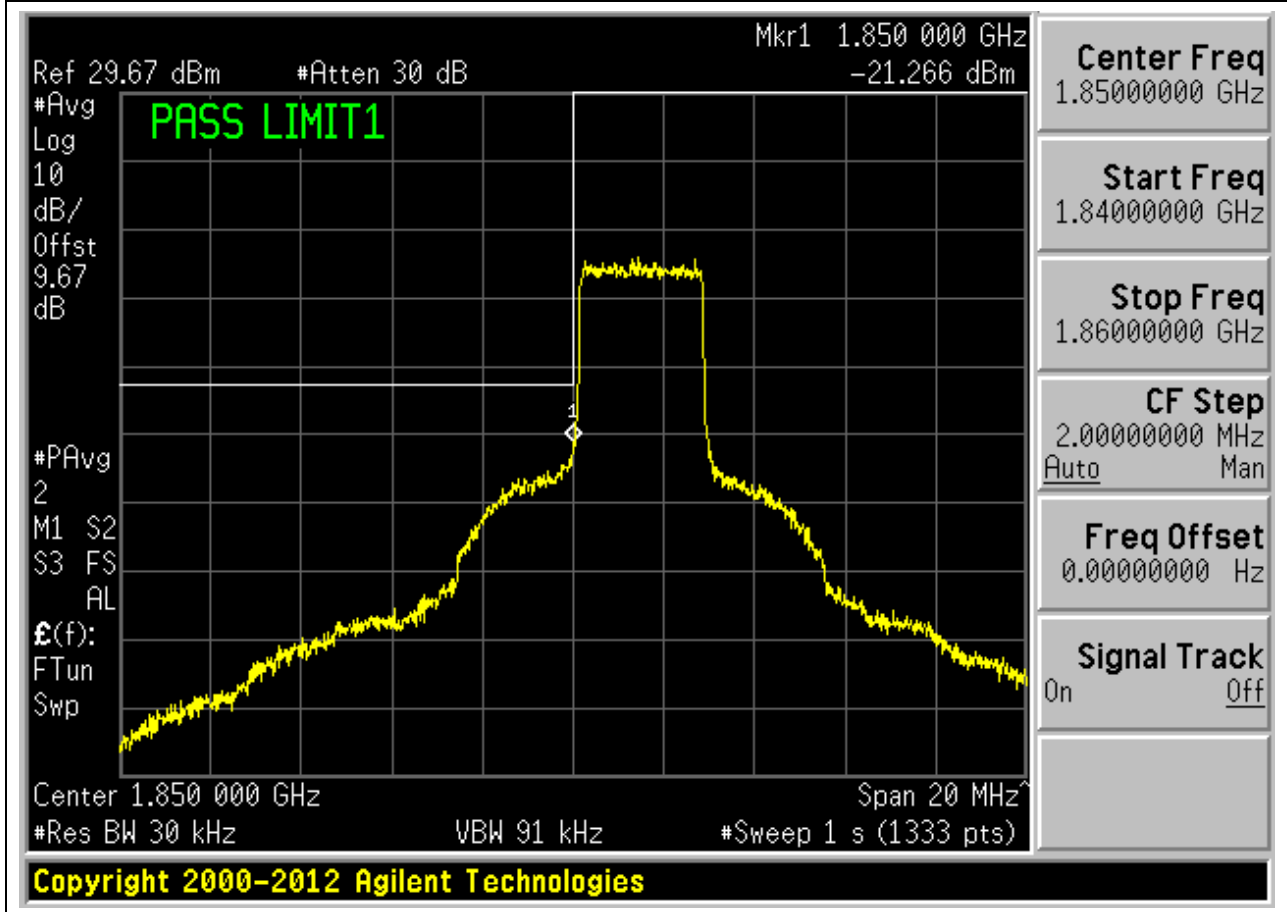
18.9. LTE Band Edge(NTNV)(Subtest:9, Channel:26055, Bandwidth:3, Modulation:QPSK, RB Number: 1, RB Position:LOW)

| Center Frequency (MHz) | Span (MHz) | RBW (MHz) | Detector | Frequency (MHz) | Power (dBm) | Verdict | Sweep Point |
|------------------------|------------|-----------|----------|-----------------|-------------|---------|-------------|
| 1850 | 20 | 0.03 | RMS | 1850 | -14.69 | Pass | 1333 |



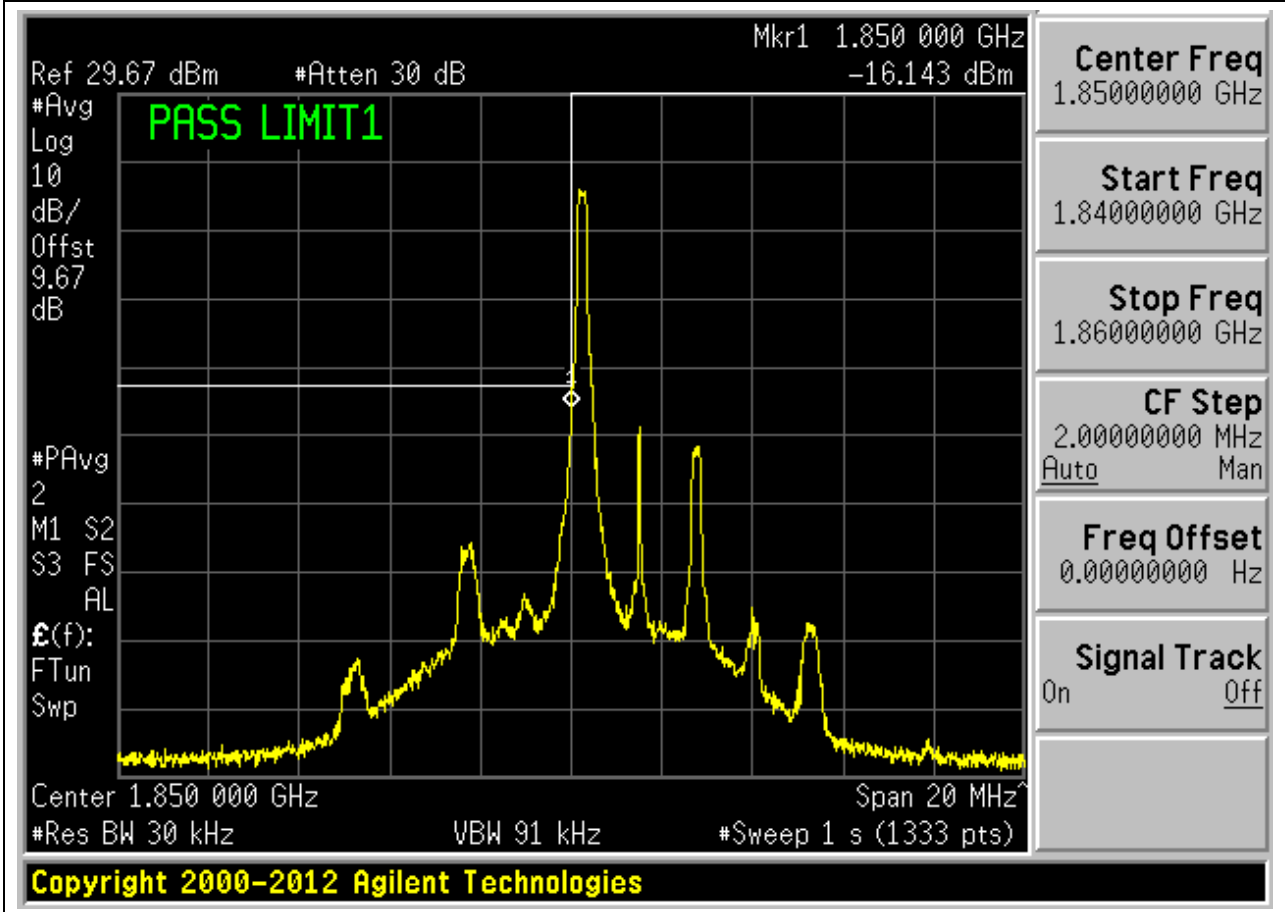
18.10. LTE Band Edge(NTNV)(Subtest:10, Channel:26055, Bandwidth:3, Modulation:QPSK, RB Number: 15, RB Position:LOW)

| Center Frequency (MHz) | Span (MHz) | RBW (MHz) | Detector | Frequency (MHz) | Power (dBm) | Verdict | Sweep Point |
|------------------------|------------|-----------|----------|-----------------|-------------|---------|-------------|
| 1850 | 20 | 0.03 | RMS | 1850 | -21.27 | Pass | 1333 |



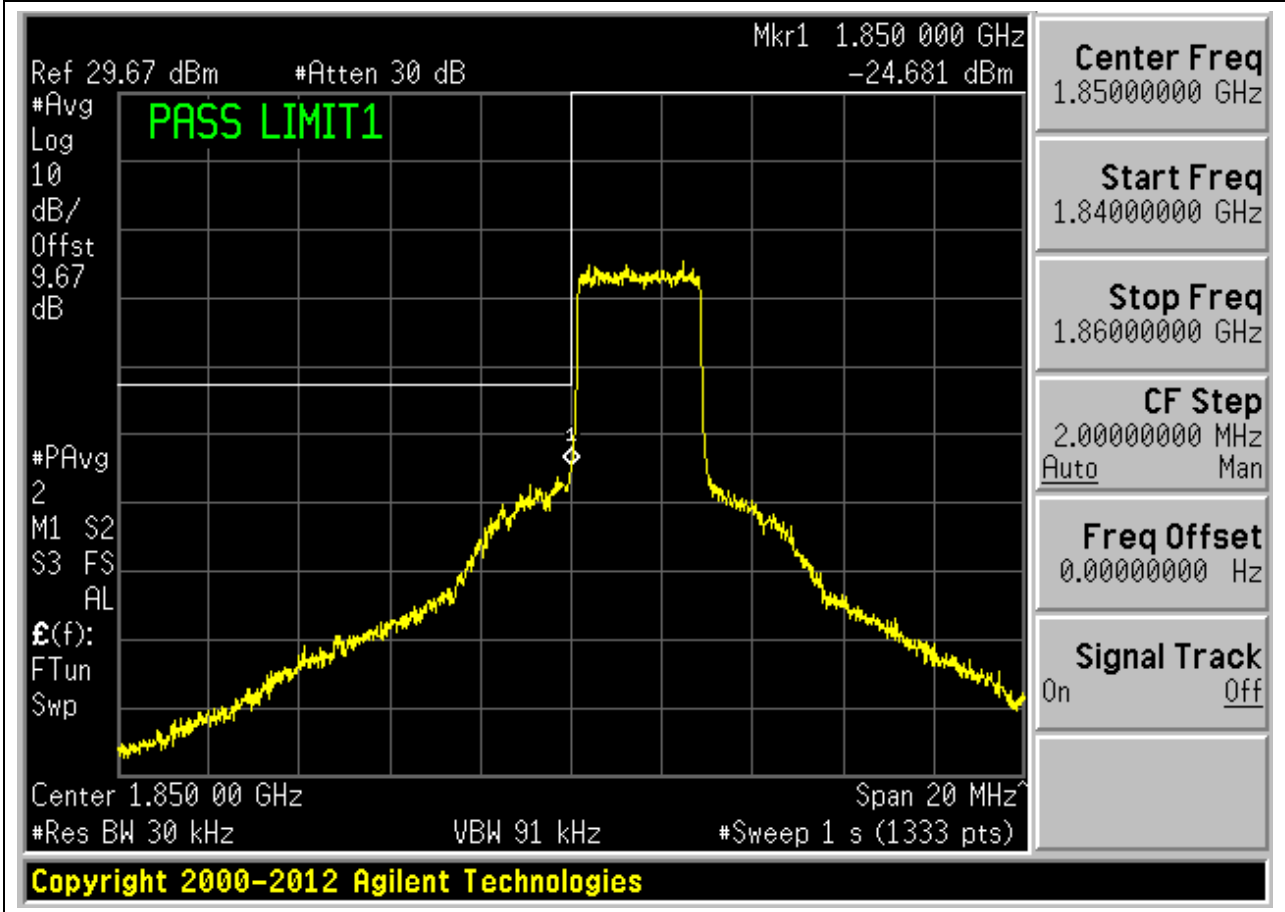
18.11. LTE Band Edge(NTNV)(Subtest:11, Channel:26055, Bandwidth:3, Modulation:Q16, RB Number: 1, RB Position:LOW)

| Center Frequency (MHz) | Span (MHz) | RBW (MHz) | Detector | Frequency (MHz) | Power (dBm) | Verdict | Sweep Point |
|------------------------|------------|-----------|----------|-----------------|-------------|---------|-------------|
| 1850 | 20 | 0.03 | RMS | 1850 | -16.14 | Pass | 1333 |



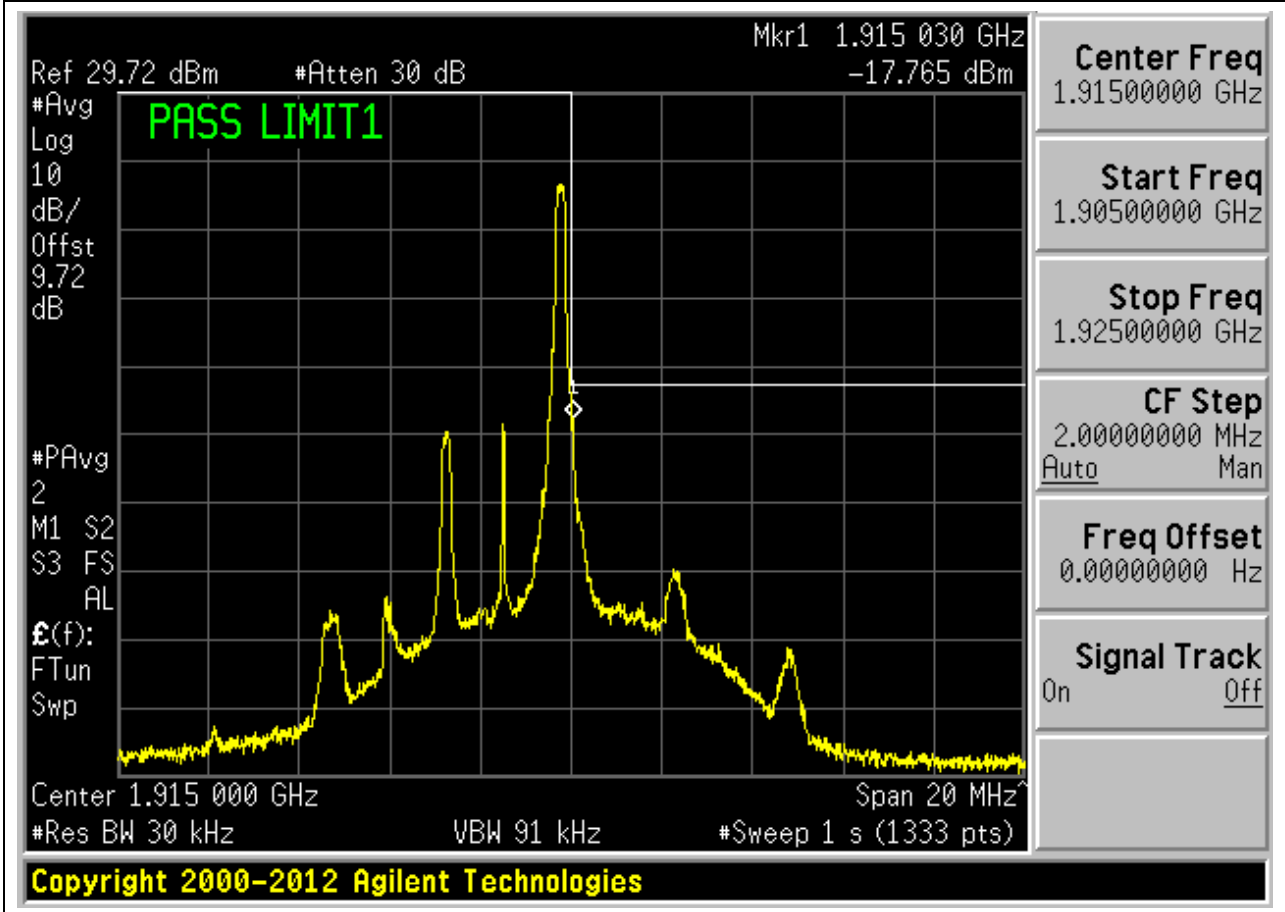
18.12. LTE Band Edge(NTNV)(Subtest:1, Channel:26055, Bandwidth:3, Modulation:Q16, RB Number: 15, RB Position:LOW)

| Center Frequency (MHz) | Span (MHz) | RBW (MHz) | Detector | Frequency (MHz) | Power (dBm) | Verdict | Sweep Point |
|------------------------|------------|-----------|----------|-----------------|-------------|---------|-------------|
| 1850 | 20 | 0.03 | RMS | 1850 | -24.68 | Pass | 1333 |



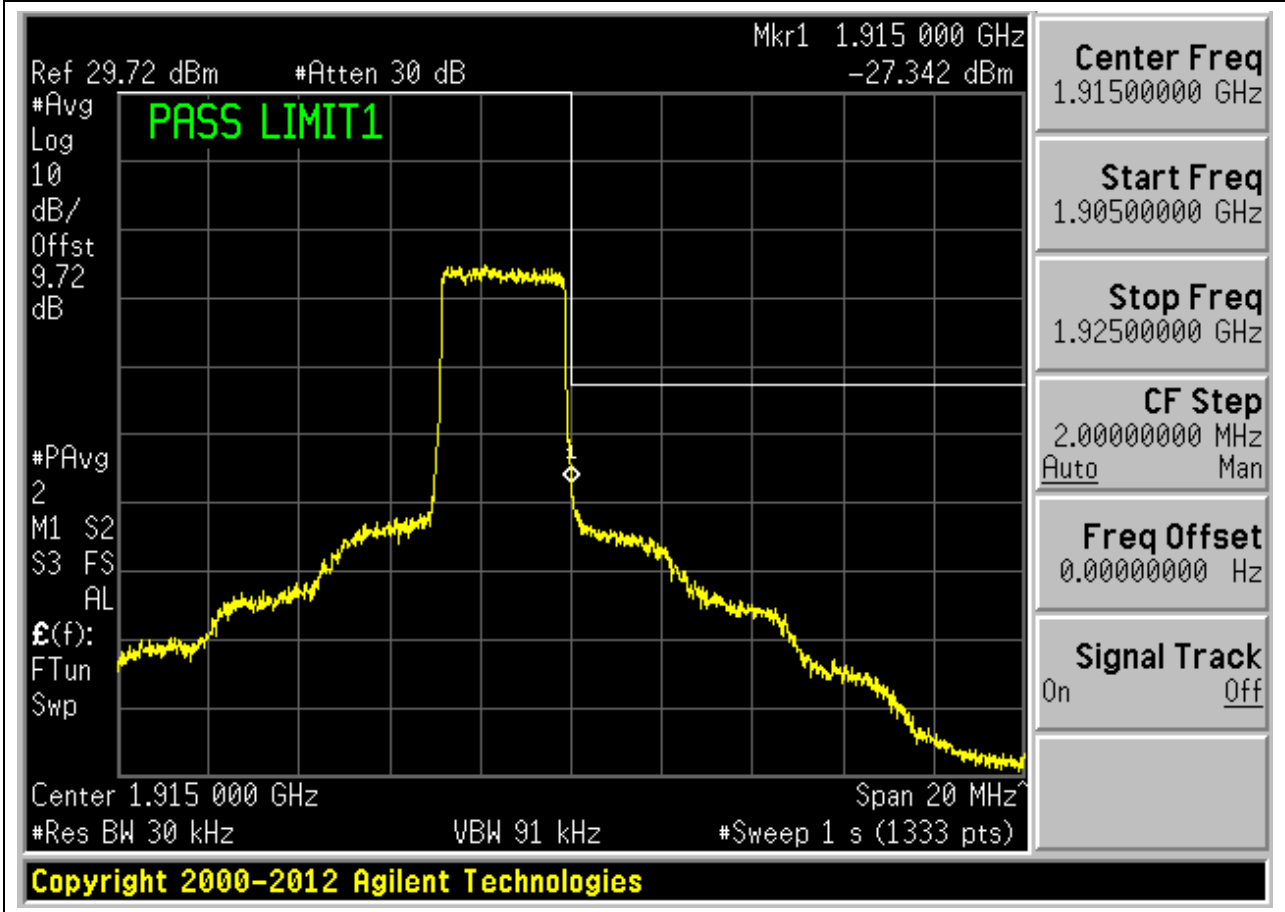
18.13. LTE Band Edge(NTNV)(Subtest:2, Channel:26675, Bandwidth:3, Modulation:QPSK, RB Number: 1, RB Position:HIGH)

| Center Frequency (MHz) | Span (MHz) | RBW (MHz) | Detector | Frequency (MHz) | Power (dBm) | Verdict | Sweep Point |
|------------------------|------------|-----------|----------|-----------------|-------------|---------|-------------|
| 1915 | 20 | 0.03 | RMS | 1915.03 | -17.76 | Pass | 1333 |



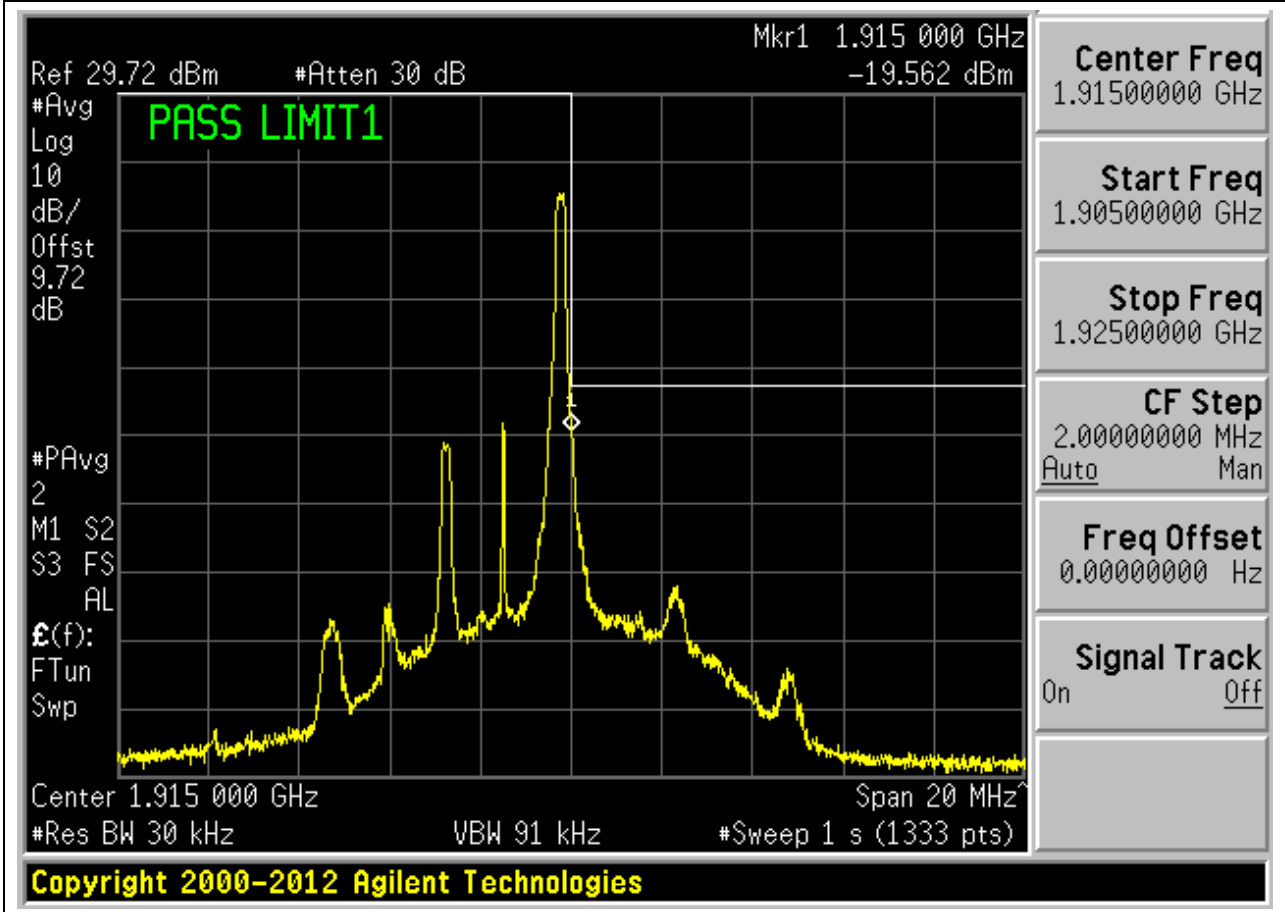
18.14. LTE Band Edge(NTNV)(Subtest:3, Channel:26675, Bandwidth:3, Modulation:QPSK, RB Number: 15, RB Position:HIGH)

| Center Frequency (MHz) | Span (MHz) | RBW (MHz) | Detector | Frequency (MHz) | Power (dBm) | Verdict | Sweep Point |
|------------------------|------------|-----------|----------|-----------------|-------------|---------|-------------|
| 1915 | 20 | 0.03 | RMS | 1915 | -27.34 | Pass | 1333 |



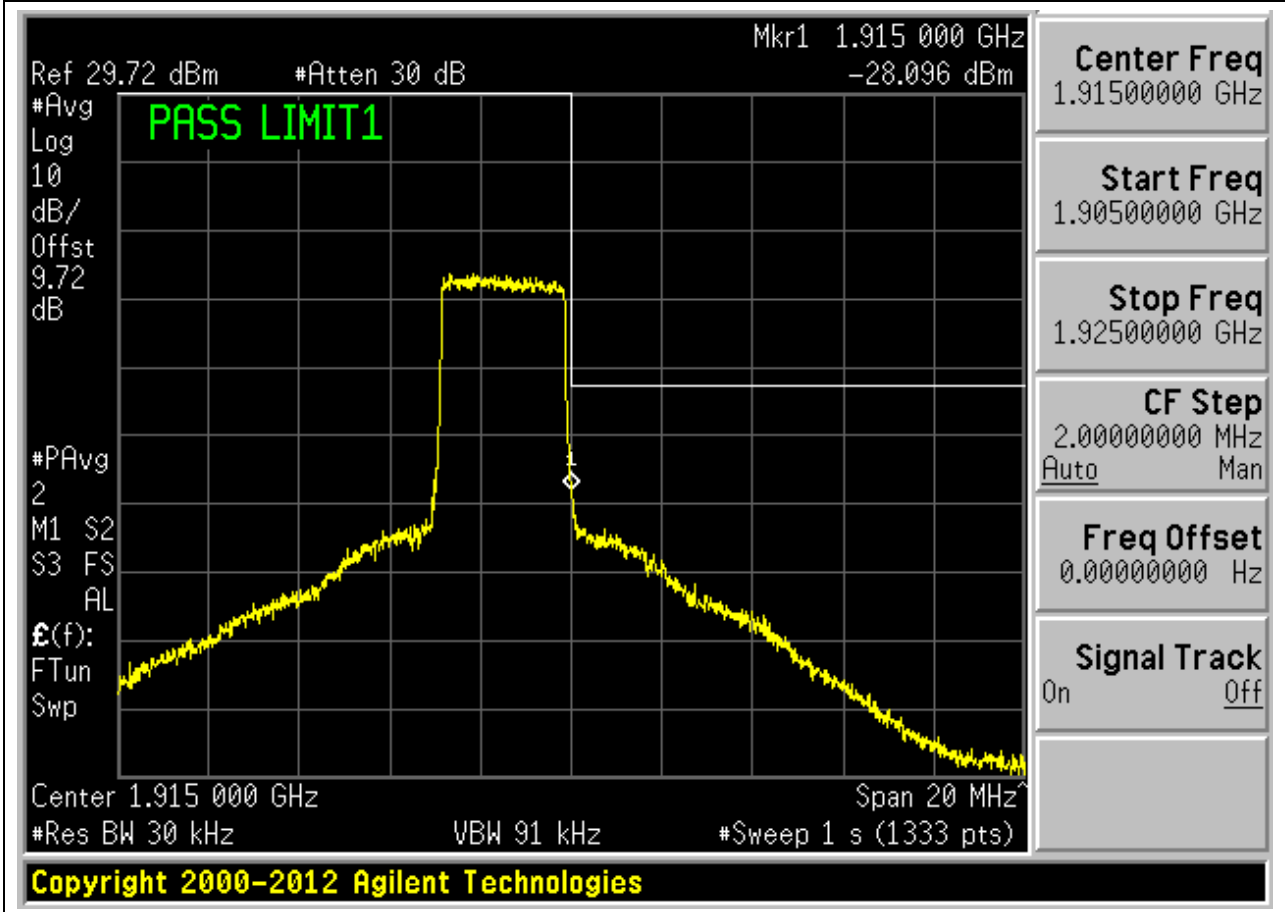
18.15. LTE Band Edge(NTNV)(Subtest:4, Channel:26675, Bandwidth:3, Modulation:Q16, RB Number: 1, RB Position:HIGH)

| Center Frequency (MHz) | Span (MHz) | RBW (MHz) | Detector | Frequency (MHz) | Power (dBm) | Verdict | Sweep Point |
|------------------------|------------|-----------|----------|-----------------|-------------|---------|-------------|
| 1915 | 20 | 0.03 | RMS | 1915 | -19.56 | Pass | 1333 |



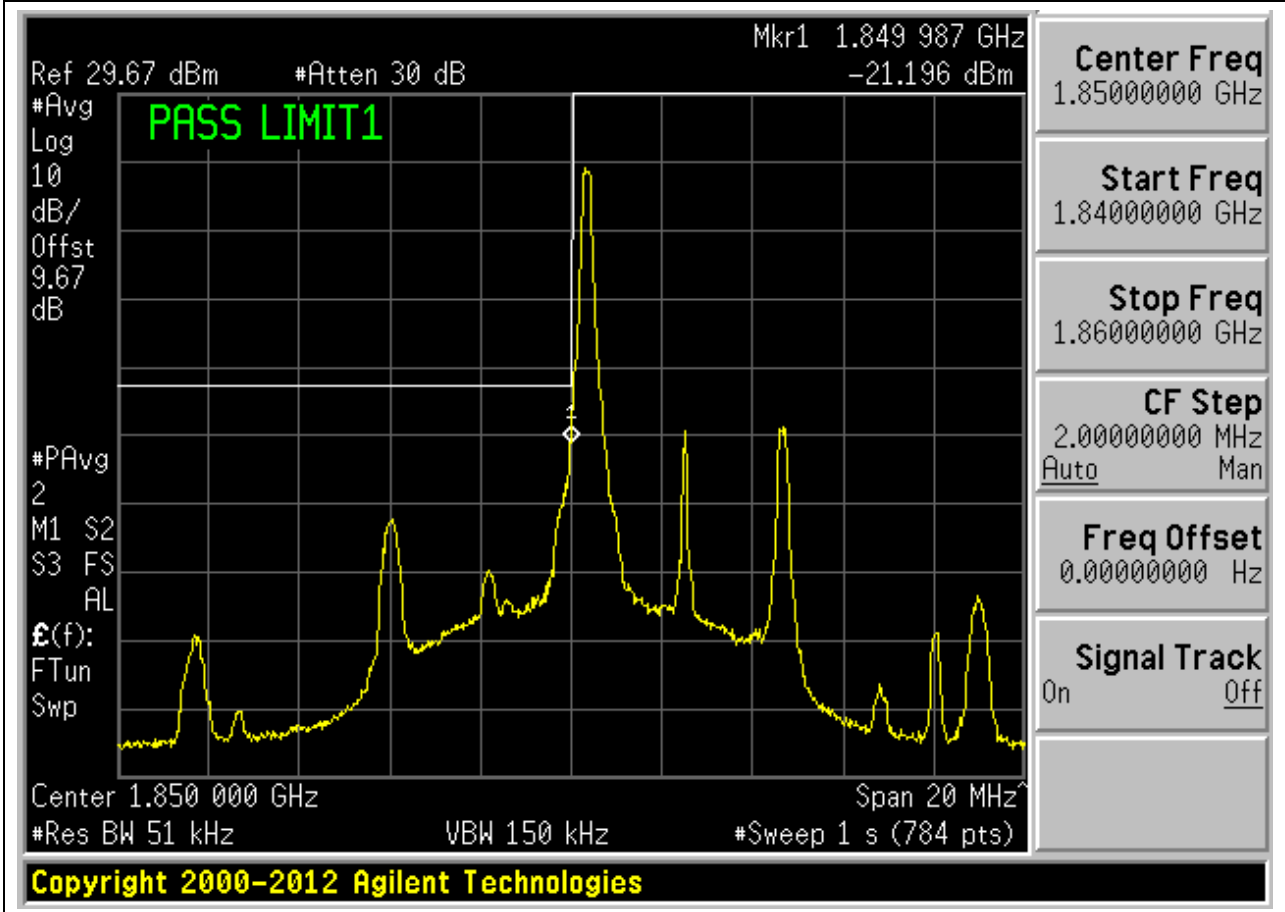
18.16. LTE Band Edge(NTNV)(Subtest:5, Channel:26675, Bandwidth:3, Modulation:Q16, RB Number: 15, RB Position:HIGH)

| Center Frequency (MHz) | Span (MHz) | RBW (MHz) | Detector | Frequency (MHz) | Power (dBm) | Verdict | Sweep Point |
|------------------------|------------|-----------|----------|-----------------|-------------|---------|-------------|
| 1915 | 20 | 0.03 | RMS | 1915 | -28.1 | Pass | 1333 |



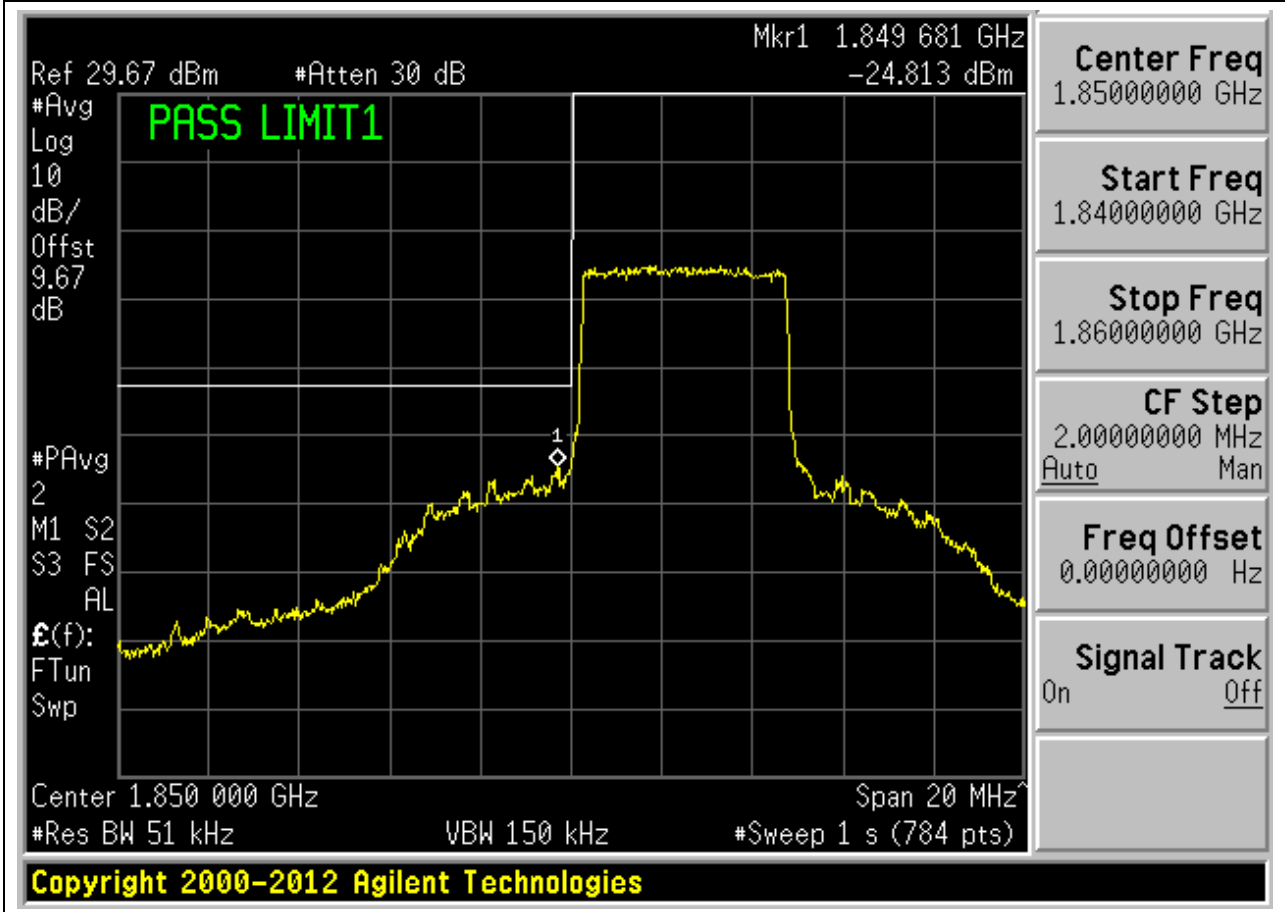
18.17. LTE Band Edge(NTNV)(Subtest:6, Channel:26065, Bandwidth:5, Modulation:QPSK, RB Number: 1, RB Position:LOW)

| Center Frequency (MHz) | Span (MHz) | RBW (MHz) | Detector | Frequency (MHz) | Power (dBm) | Verdict | Sweep Point |
|------------------------|------------|-----------|----------|-----------------|-------------|---------|-------------|
| 1850 | 20 | 0.051 | RMS | 1849.987 | -21.2 | Pass | 784 |



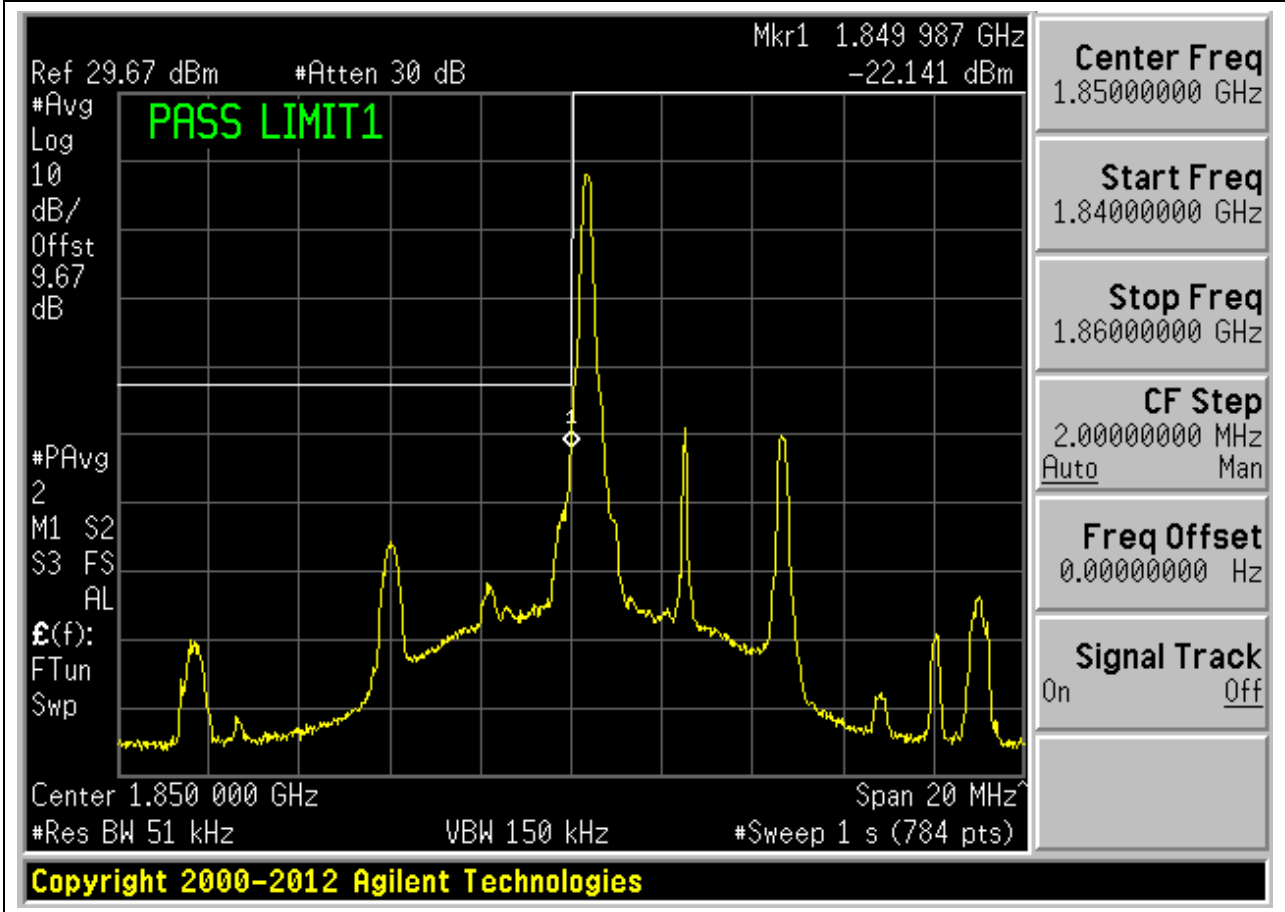
18.18. LTE Band Edge(NTNV)(Subtest:7, Channel:26065, Bandwidth:5, Modulation:QPSK, RB Number: 25, RB Position:LOW)

| Center Frequency (MHz) | Span (MHz) | RBW (MHz) | Detector | Frequency (MHz) | Power (dBm) | Verdict | Sweep Point |
|------------------------|------------|-----------|----------|-----------------|-------------|---------|-------------|
| 1850 | 20 | 0.051 | RMS | 1849.681 | -24.81 | Pass | 784 |



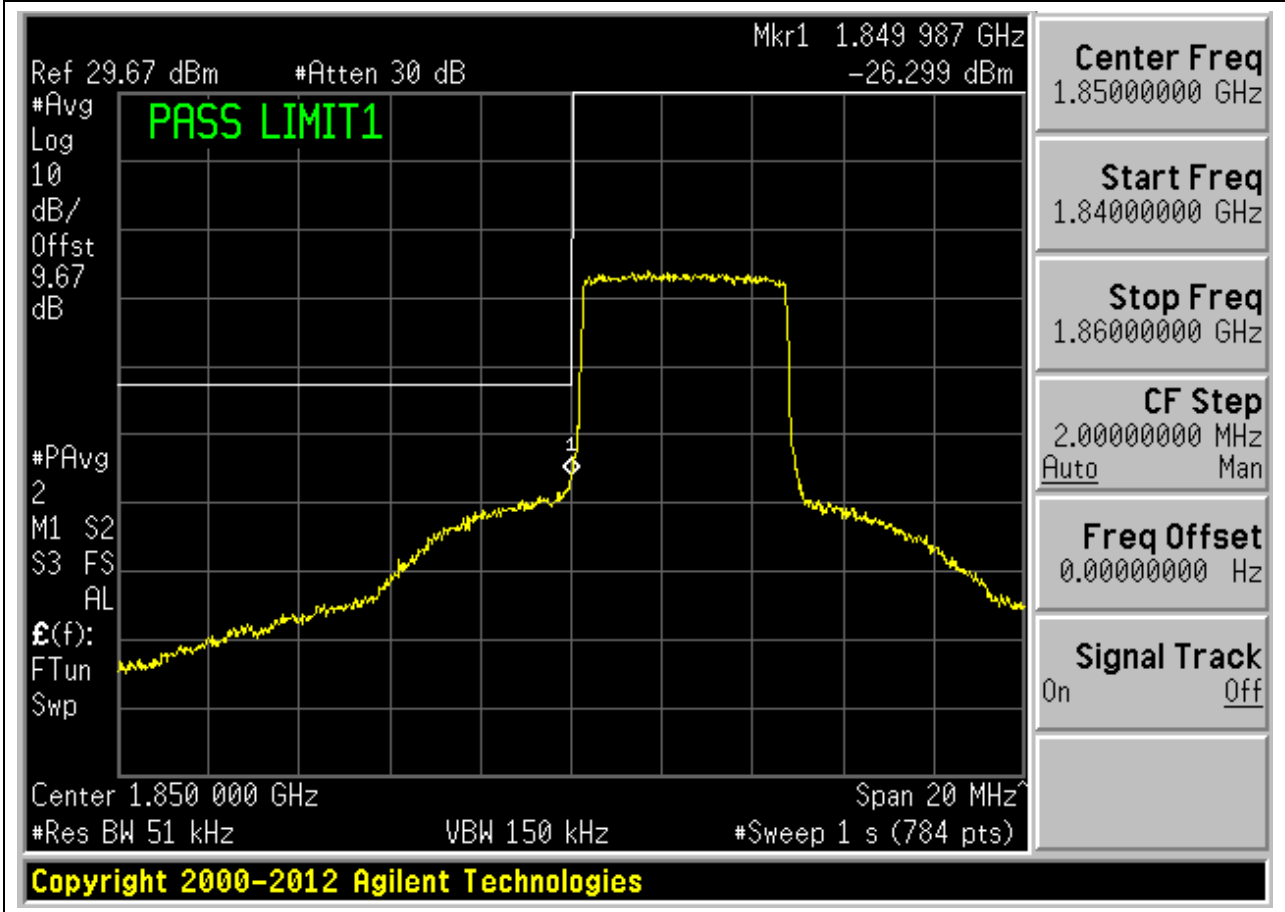
18.19. LTE Band Edge(NTNV)(Subtest:8, Channel:26065, Bandwidth:5, Modulation:Q16, RB Number: 1, RB Position:LOW)

| Center Frequency (MHz) | Span (MHz) | RBW (MHz) | Detector | Frequency (MHz) | Power (dBm) | Verdict | Sweep Point |
|------------------------|------------|-----------|----------|-----------------|-------------|---------|-------------|
| 1850 | 20 | 0.051 | RMS | 1849.987 | -22.14 | Pass | 784 |



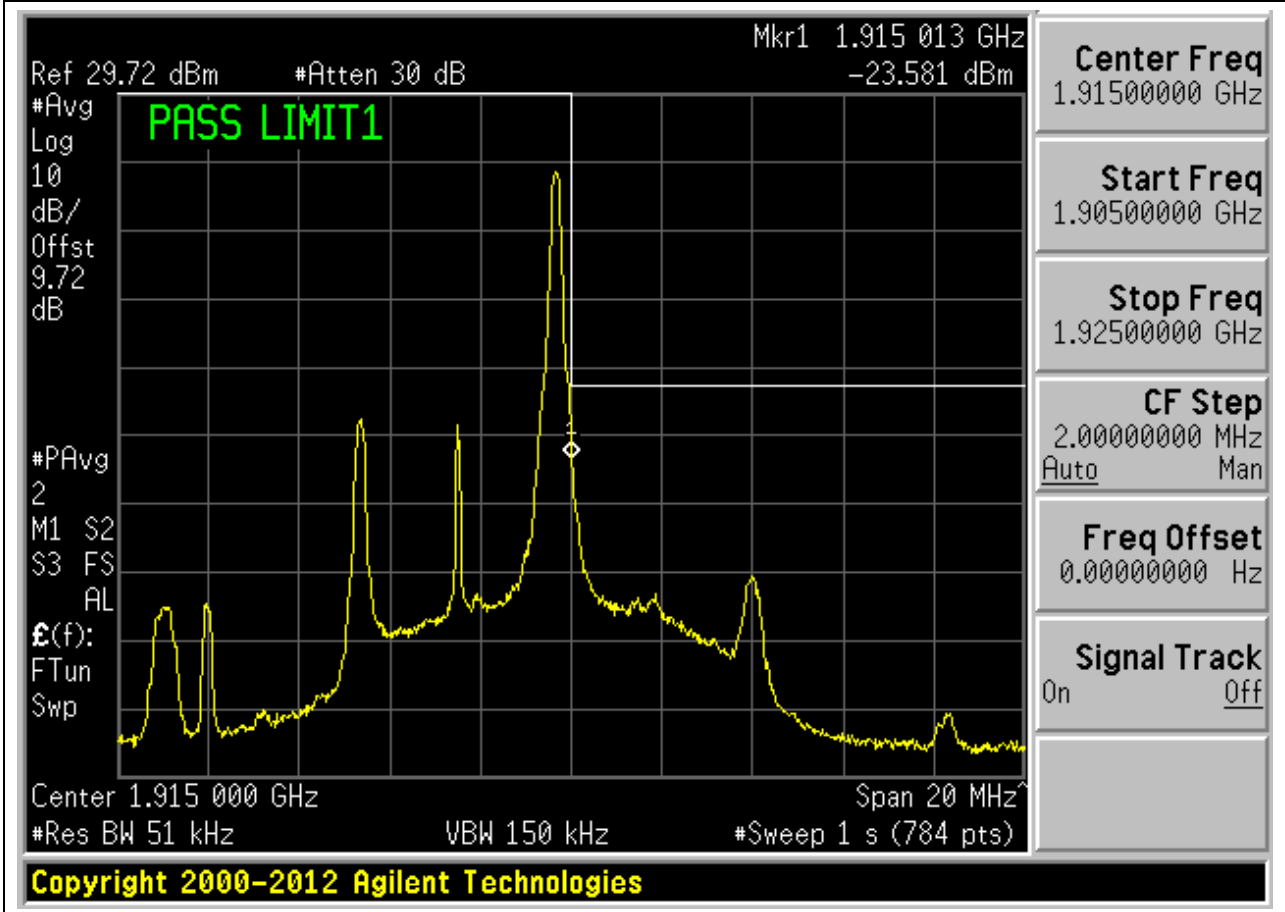
18.20. LTE Band Edge(NTNV)(Subtest:9, Channel:26065, Bandwidth:5, Modulation:Q16, RB Number: 25, RB Position:LOW)

| Center Frequency (MHz) | Span (MHz) | RBW (MHz) | Detector | Frequency (MHz) | Power (dBm) | Verdict | Sweep Point |
|------------------------|------------|-----------|----------|-----------------|-------------|---------|-------------|
| 1850 | 20 | 0.051 | RMS | 1849.987 | -26.3 | Pass | 784 |



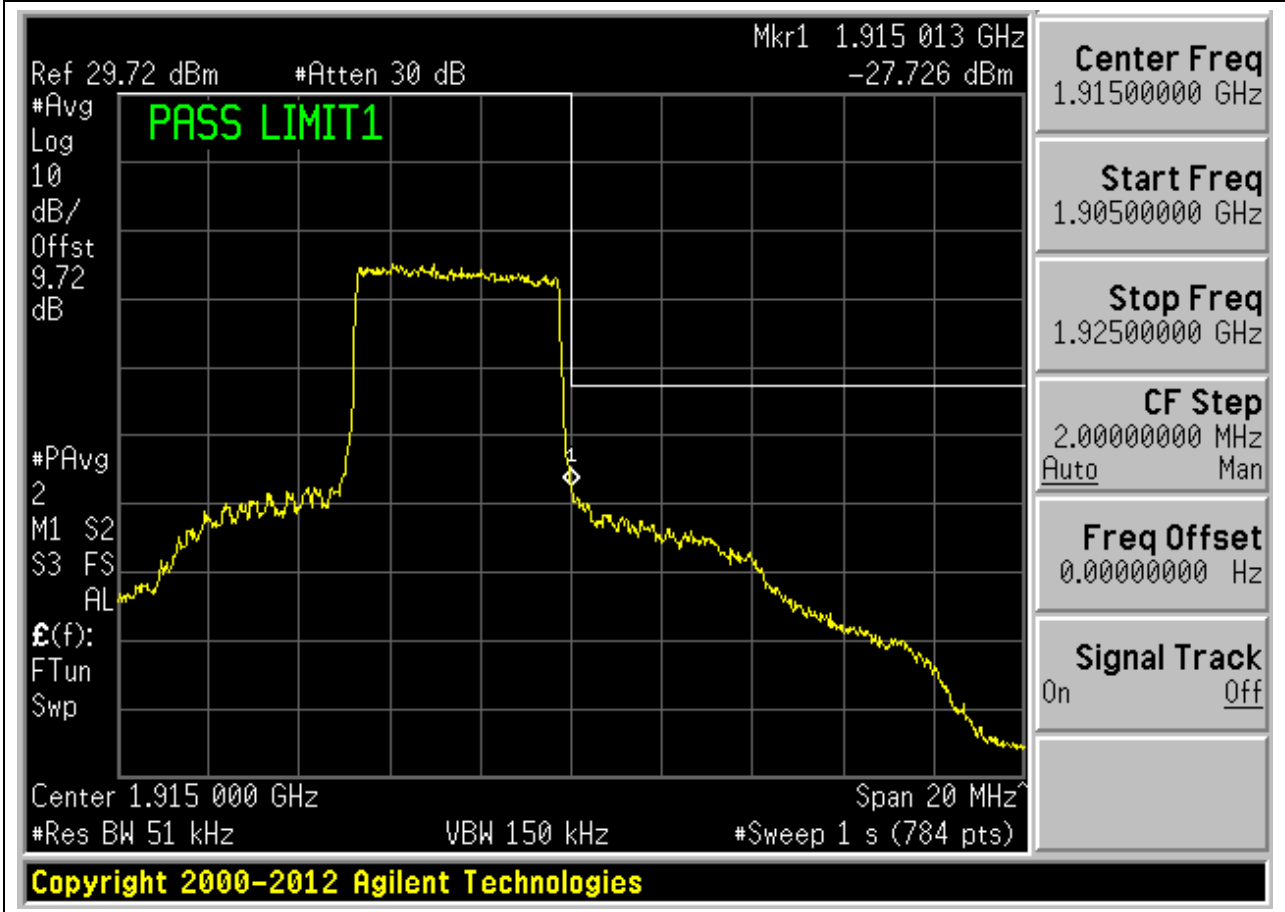
18.21. LTE Band Edge(NTNV)(Subtest:10, Channel:26665, Bandwidth:5, Modulation:QPSK, RB Number: 1, RB Position:HIGH)

| Center Frequency (MHz) | Span (MHz) | RBW (MHz) | Detector | Frequency (MHz) | Power (dBm) | Verdict | Sweep Point |
|------------------------|------------|-----------|----------|-----------------|-------------|---------|-------------|
| 1915 | 20 | 0.051 | RMS | 1915.013 | -23.58 | Pass | 784 |



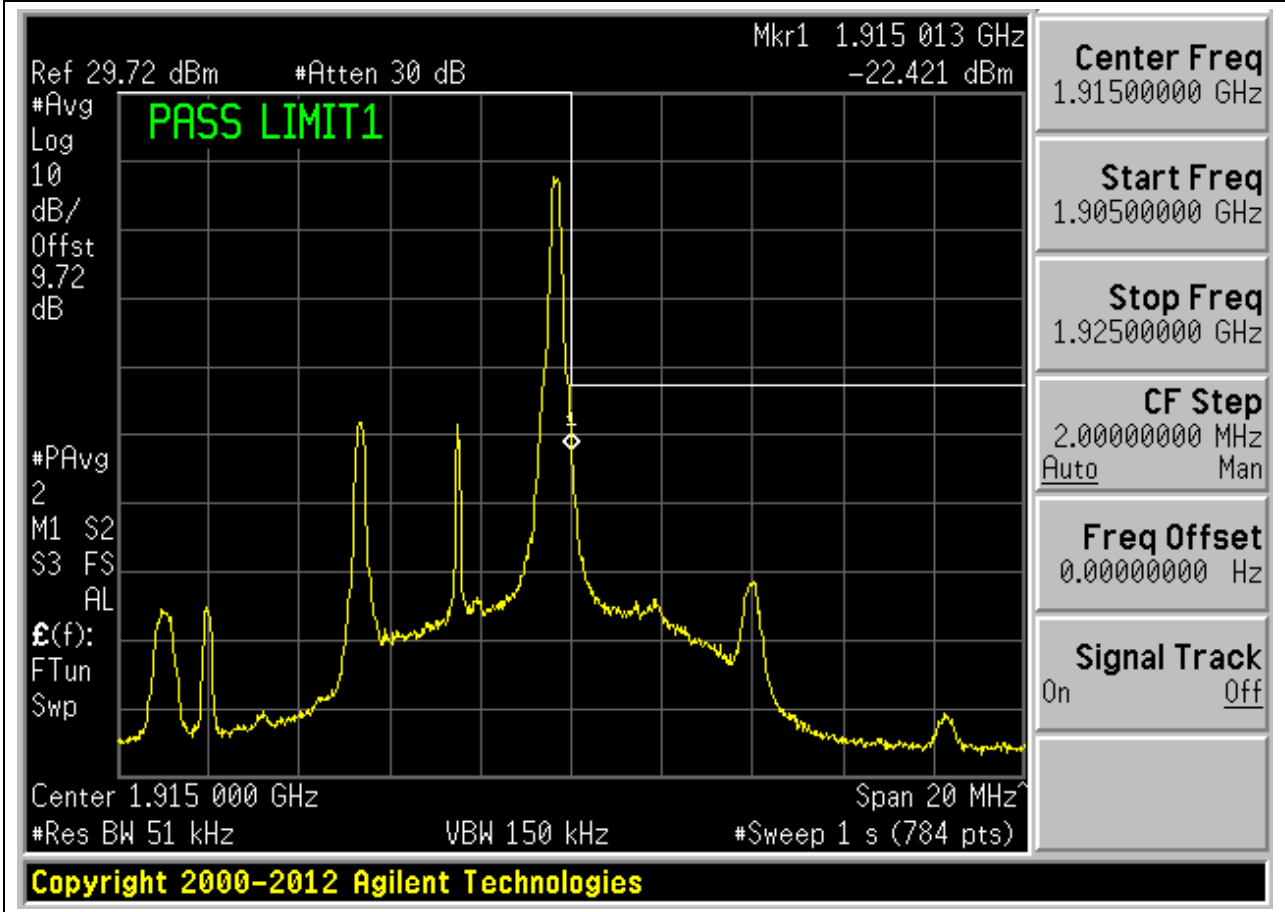
18.22. LTE Band Edge(NTNV)(Subtest:11, Channel:26665, Bandwidth:5, Modulation:QPSK, RB Number: 25, RB Position:HIGH)

| Center Frequency (MHz) | Span (MHz) | RBW (MHz) | Detector | Frequency (MHz) | Power (dBm) | Verdict | Sweep Point |
|------------------------|------------|-----------|----------|-----------------|-------------|---------|-------------|
| 1915 | 20 | 0.051 | RMS | 1915.013 | -27.73 | Pass | 784 |



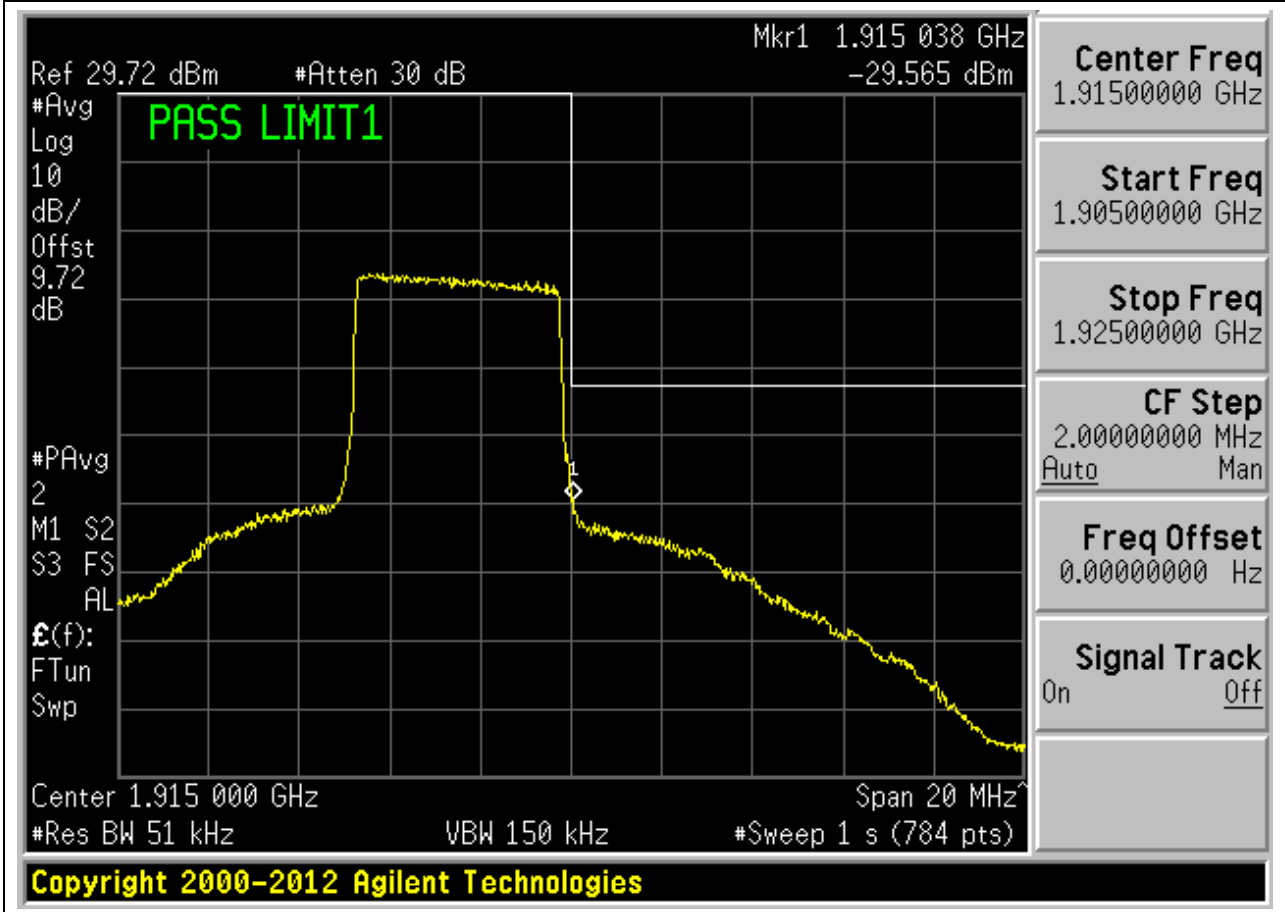
18.23. LTE Band Edge(NTNV)(Subtest:12, Channel:26665, Bandwidth:5, Modulation:Q16, RB Number: 1, RB Position:HIGH)

| Center Frequency (MHz) | Span (MHz) | RBW (MHz) | Detector | Frequency (MHz) | Power (dBm) | Verdict | Sweep Point |
|------------------------|------------|-----------|----------|-----------------|-------------|---------|-------------|
| 1915 | 20 | 0.051 | RMS | 1915.013 | -22.42 | Pass | 784 |



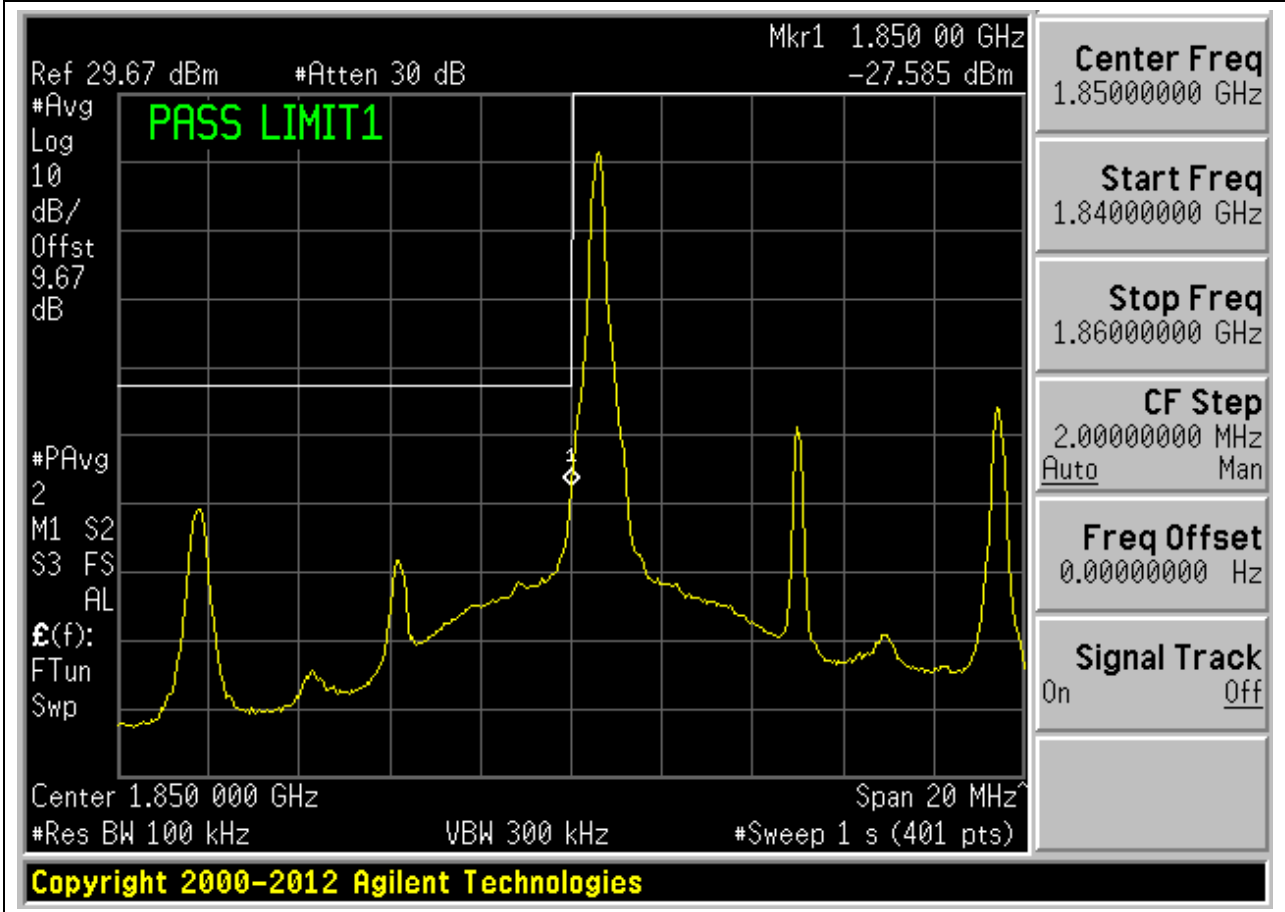
18.24. LTE Band Edge(NTNV)(Subtest:13, Channel:26665, Bandwidth:5, Modulation:Q16, RB Number: 25, RB Position:HIGH)

| Center Frequency (MHz) | Span (MHz) | RBW (MHz) | Detector | Frequency (MHz) | Power (dBm) | Verdict | Sweep Point |
|------------------------|------------|-----------|----------|-----------------|-------------|---------|-------------|
| 1915 | 20 | 0.051 | RMS | 1915.038 | -29.57 | Pass | 784 |



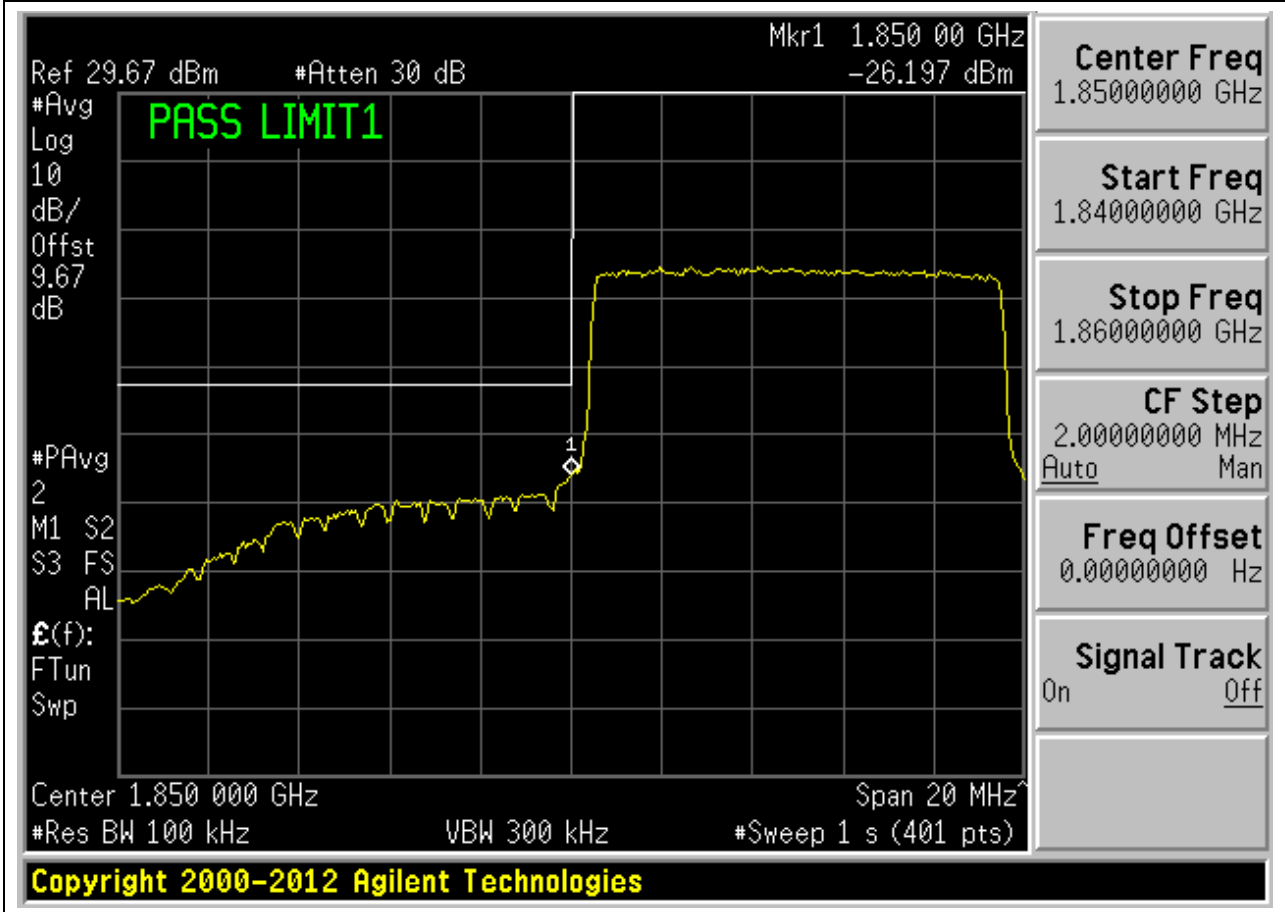
18.25. LTE Band Edge(NTNV)(Subtest:14, Channel:26090, Bandwidth:10, Modulation:QPSK, RB Number: 1, RB Position:LOW)

| Center Frequency (MHz) | Span (MHz) | RBW (MHz) | Detector | Frequency (MHz) | Power (dBm) | Verdict | Sweep Point |
|------------------------|------------|-----------|----------|-----------------|-------------|---------|-------------|
| 1850 | 20 | 0.1 | RMS | 1850 | -27.58 | Pass | 401 |



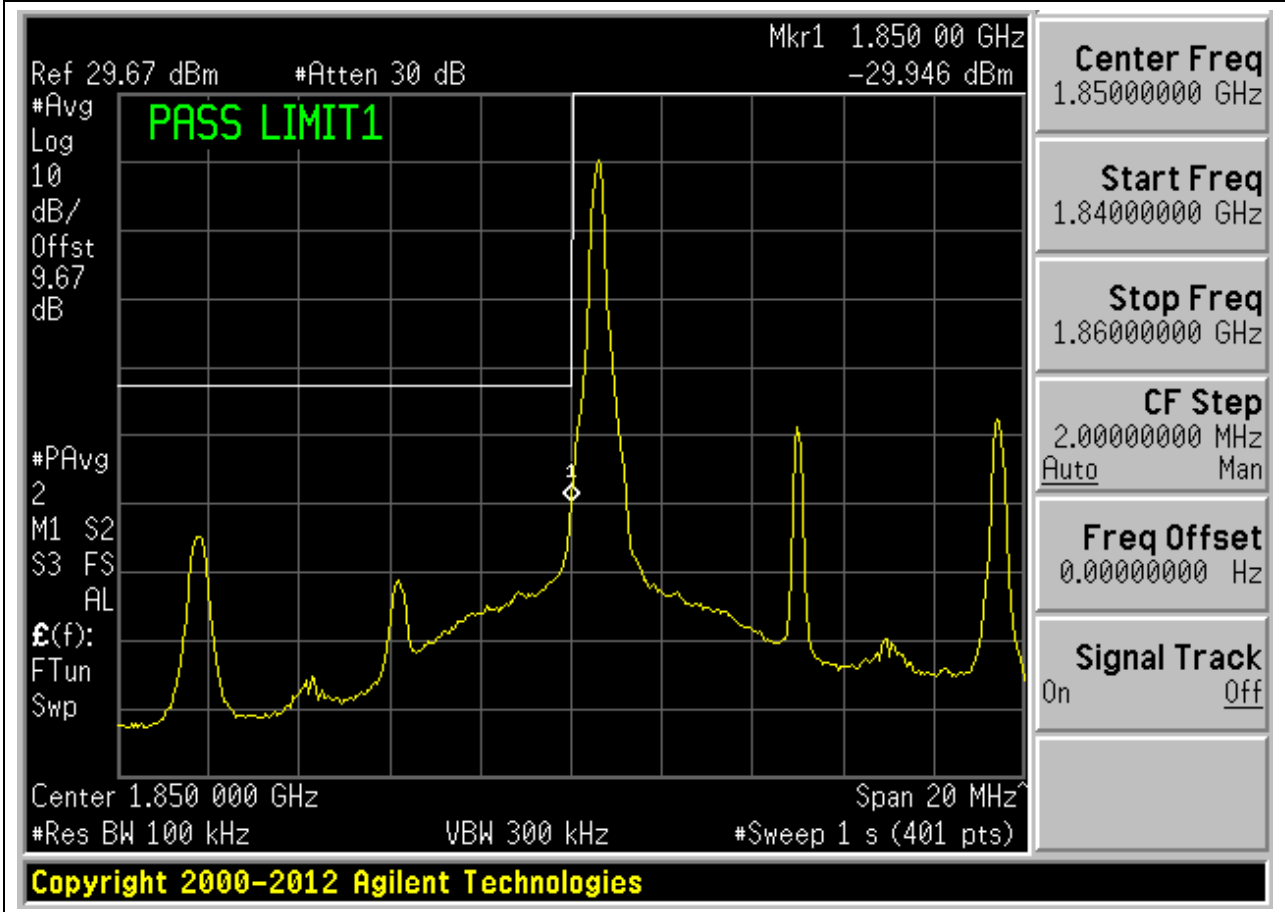
18.26. LTE Band Edge(NTNV)(Subtest:15, Channel:26090, Bandwidth:10, Modulation:QPSK, RB Number: 50, RB Position:LOW)

| Center Frequency (MHz) | Span (MHz) | RBW (MHz) | Detector | Frequency (MHz) | Power (dBm) | Verdict | Sweep Point |
|------------------------|------------|-----------|----------|-----------------|-------------|---------|-------------|
| 1850 | 20 | 0.1 | RMS | 1850 | -26.2 | Pass | 401 |



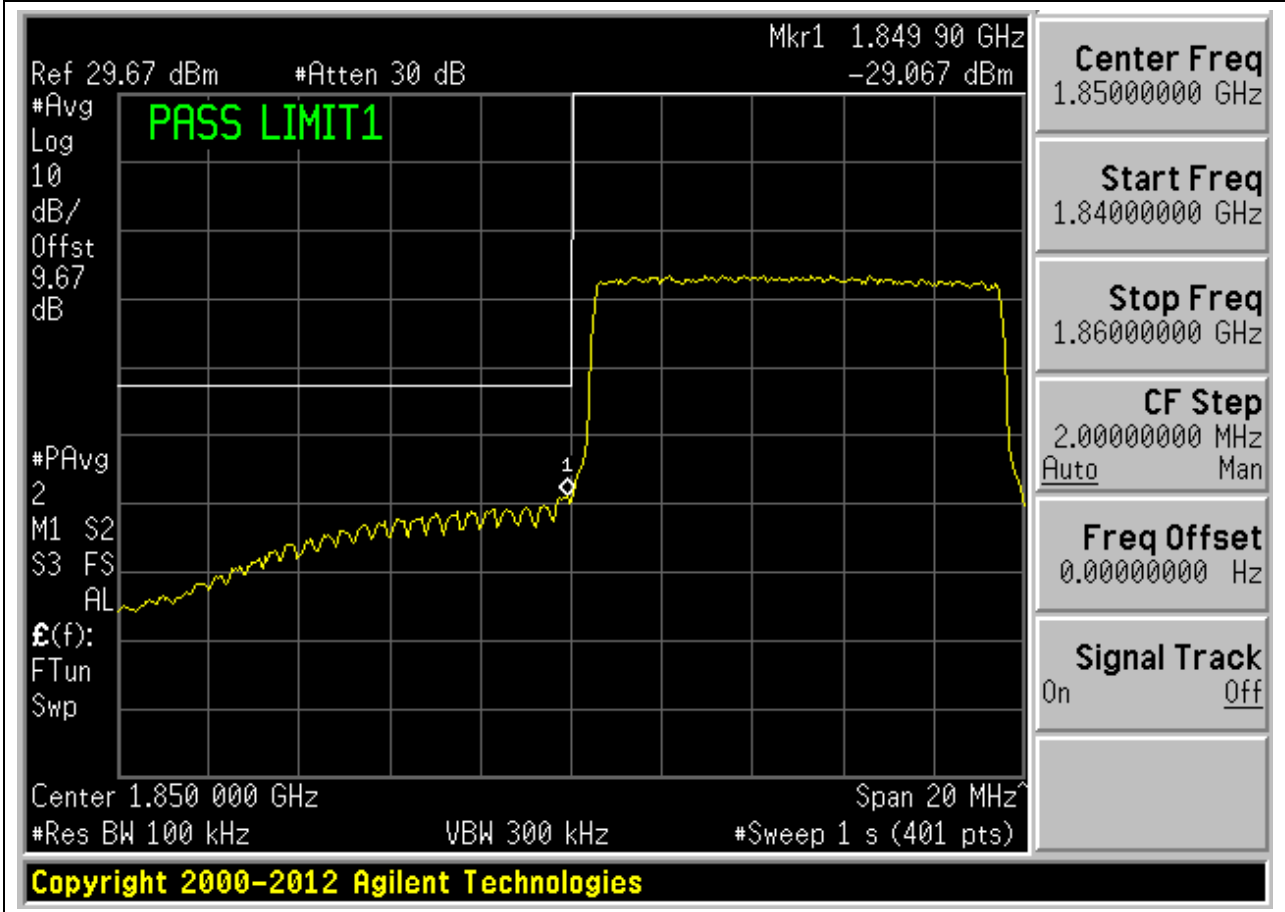
18.27. LTE Band Edge(NTNV)(Subtest:16, Channel:26090, Bandwidth:10, Modulation:Q16, RB Number: 1, RB Position:LOW)

| Center Frequency (MHz) | Span (MHz) | RBW (MHz) | Detector | Frequency (MHz) | Power (dBm) | Verdict | Sweep Point |
|------------------------|------------|-----------|----------|-----------------|-------------|---------|-------------|
| 1850 | 20 | 0.1 | RMS | 1850 | -29.95 | Pass | 401 |



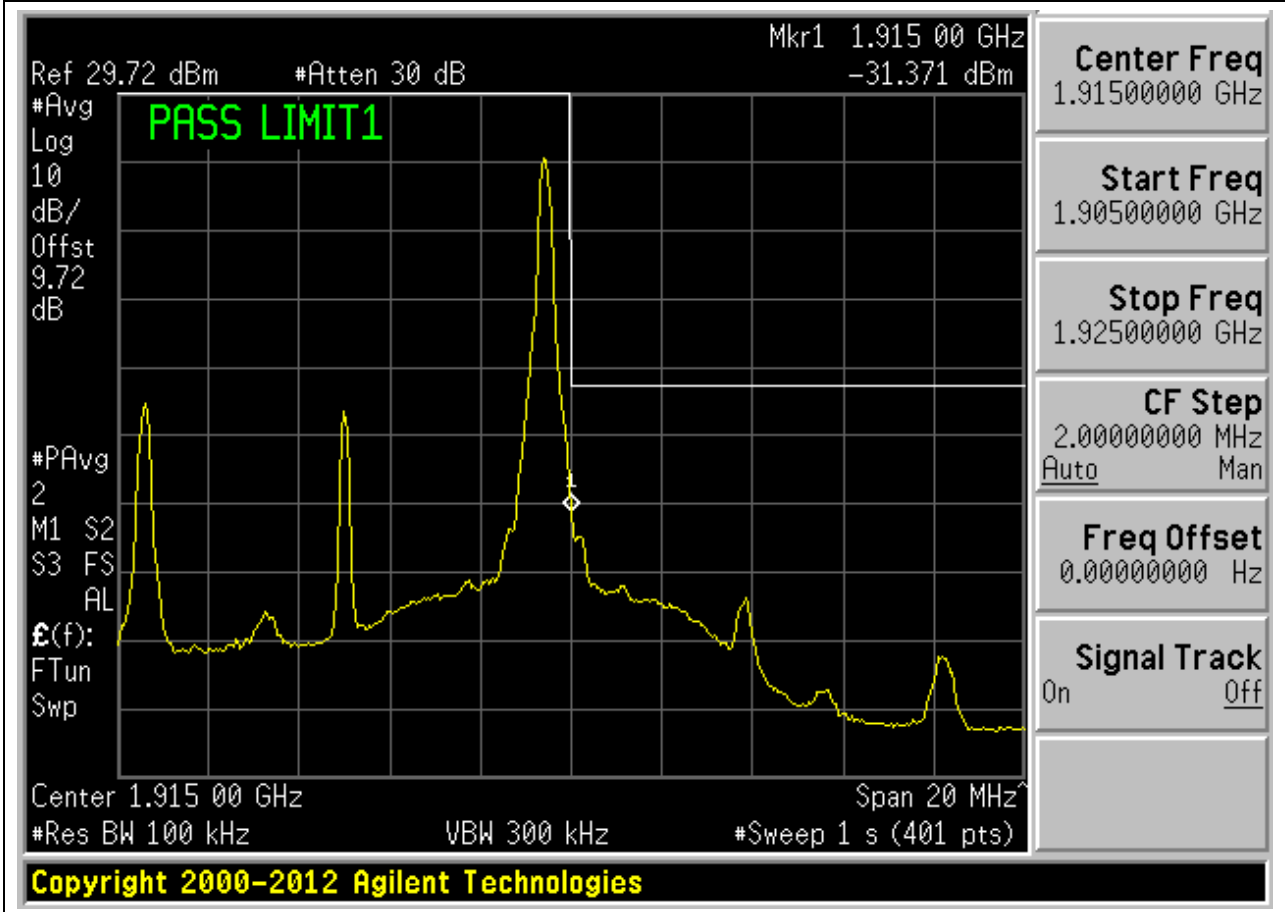
18.28. LTE Band Edge(NTNV)(Subtest:17, Channel:26090, Bandwidth:10, Modulation:Q16, RB Number: 50, RB Position:LOW)

| Center Frequency (MHz) | Span (MHz) | RBW (MHz) | Detector | Frequency (MHz) | Power (dBm) | Verdict | Sweep Point |
|------------------------|------------|-----------|----------|-----------------|-------------|---------|-------------|
| 1850 | 20 | 0.1 | RMS | 1849.9 | -29.07 | Pass | 401 |



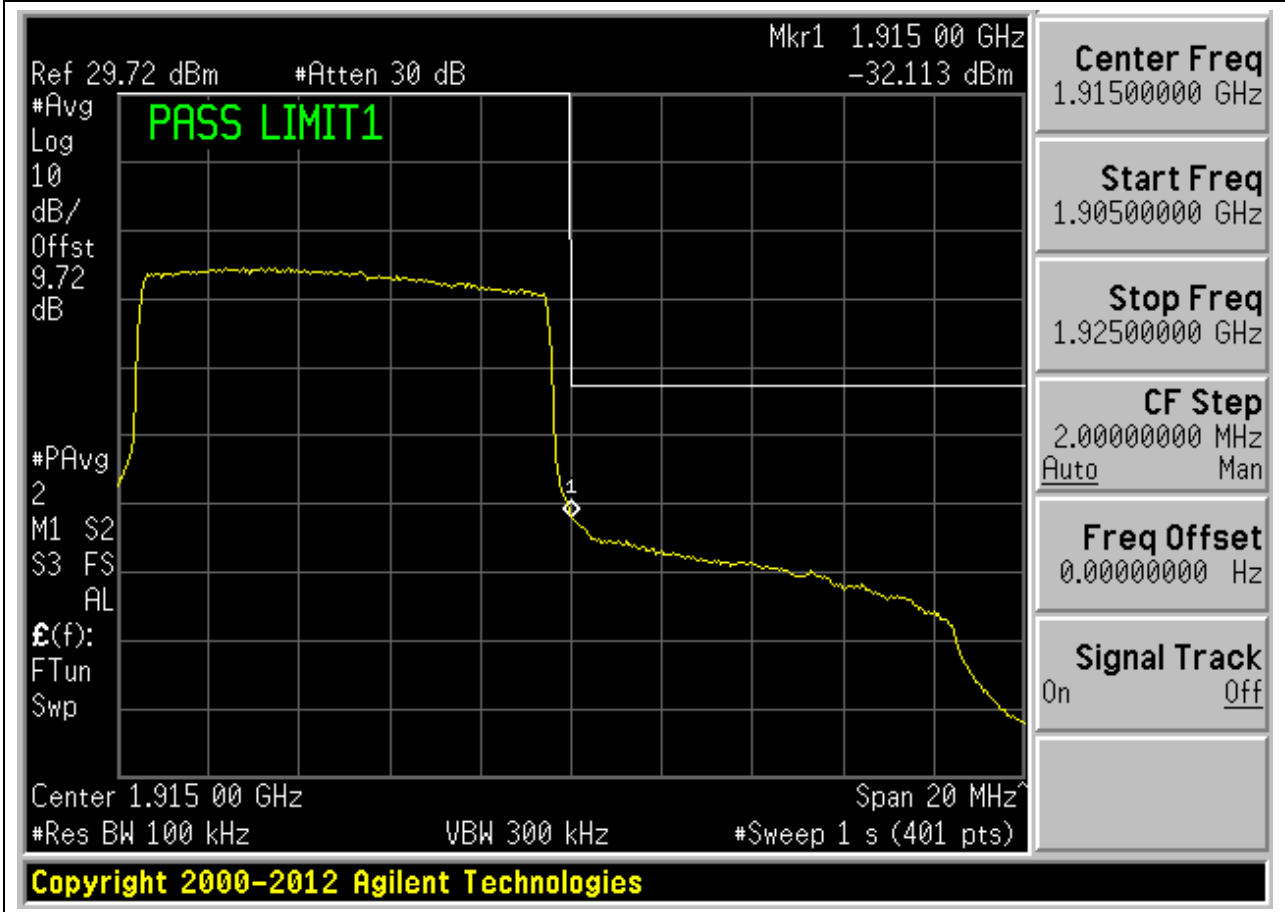
18.29. LTE Band Edge(NTNV)(Subtest:18, Channel:26640, Bandwidth:10, Modulation:QPSK, RB Number: 1, RB Position:HIGH)

| Center Frequency (MHz) | Span (MHz) | RBW (MHz) | Detector | Frequency (MHz) | Power (dBm) | Verdict | Sweep Point |
|------------------------|------------|-----------|----------|-----------------|-------------|---------|-------------|
| 1915 | 20 | 0.1 | RMS | 1915 | -31.37 | Pass | 401 |



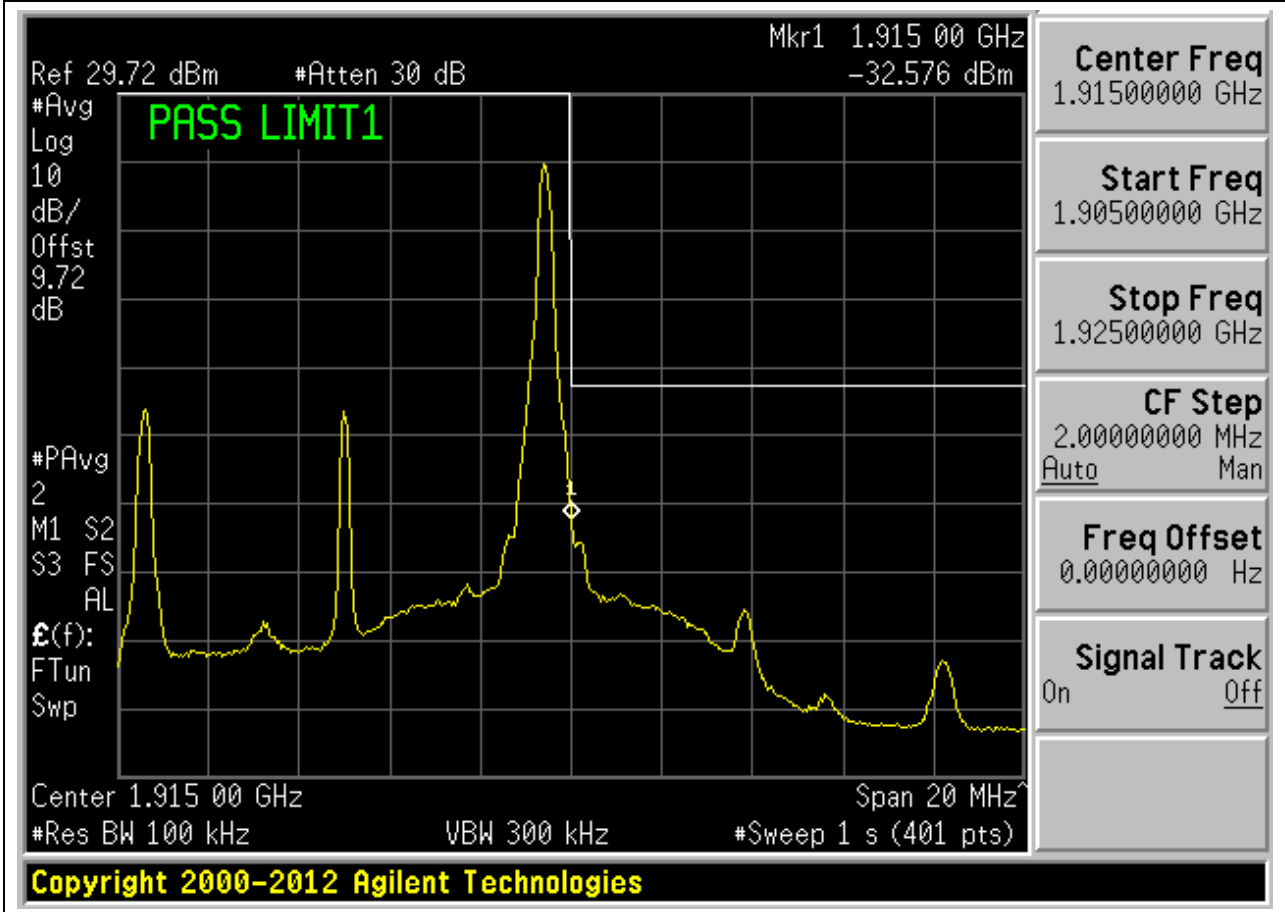
18.30. LTE Band Edge(NTNV)(Subtest:19, Channel:26640, Bandwidth:10, Modulation:QPSK, RB Number: 50, RB Position:HIGH)

| Center Frequency (MHz) | Span (MHz) | RBW (MHz) | Detector | Frequency (MHz) | Power (dBm) | Verdict | Sweep Point |
|------------------------|------------|-----------|----------|-----------------|-------------|---------|-------------|
| 1915 | 20 | 0.1 | RMS | 1915 | -32.11 | Pass | 401 |



18.31. LTE Band Edge(NTNV)(Subtest:20, Channel:26640, Bandwidth:10, Modulation:Q16, RB Number: 1, RB Position:HIGH)

| Center Frequency (MHz) | Span (MHz) | RBW (MHz) | Detector | Frequency (MHz) | Power (dBm) | Verdict | Sweep Point |
|------------------------|------------|-----------|----------|-----------------|-------------|---------|-------------|
| 1915 | 20 | 0.1 | RMS | 1915 | -32.58 | Pass | 401 |



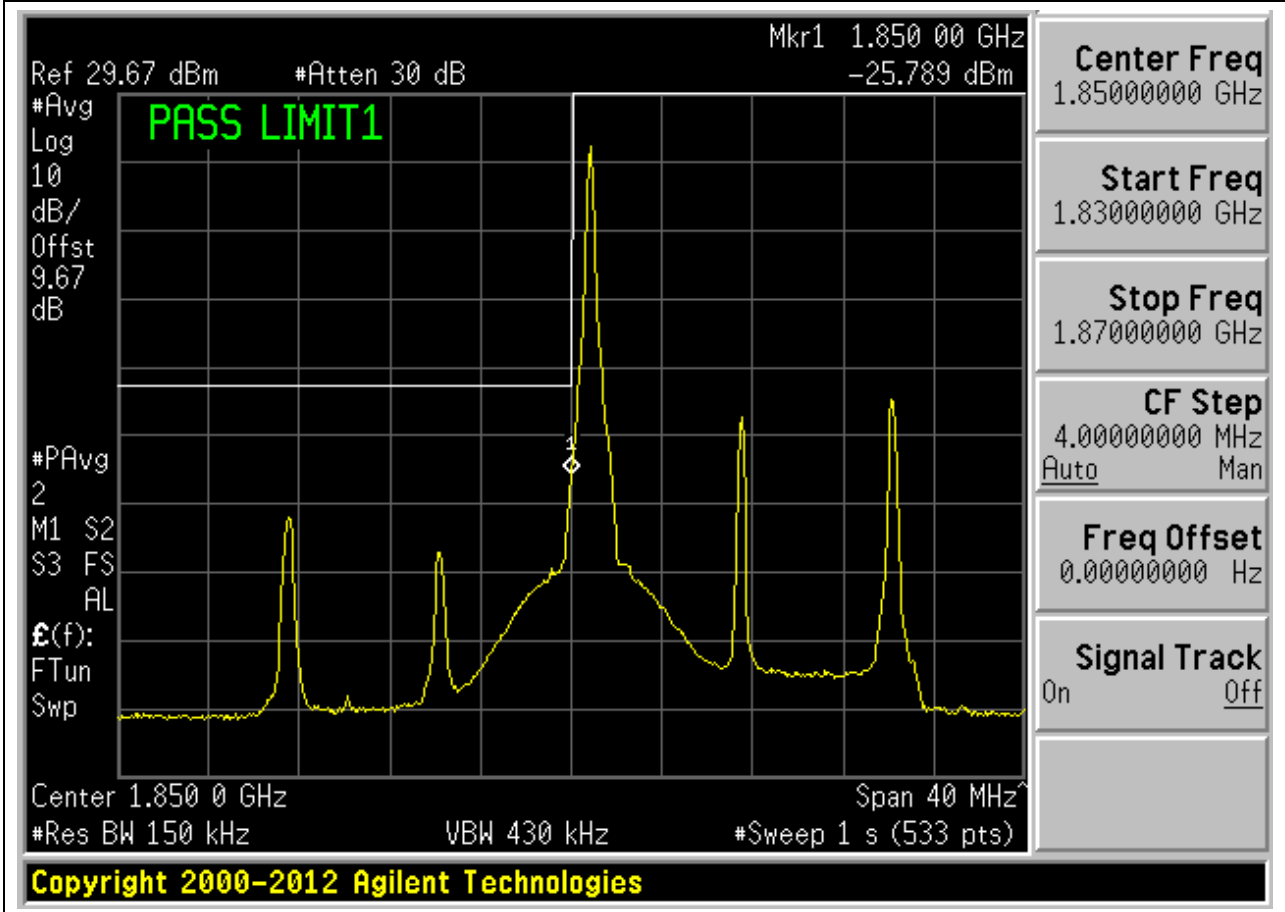
18.32. LTE Band Edge(NTNV)(Subtest:21, Channel:26640, Bandwidth:10, Modulation:Q16, RB Number: 50, RB Position:HIGH)

| Center Frequency (MHz) | Span (MHz) | RBW (MHz) | Detector | Frequency (MHz) | Power (dBm) | Verdict | Sweep Point |
|------------------------|------------|-----------|----------|-----------------|-------------|---------|-------------|
| 1915 | 20 | 0.1 | RMS | 1915 | -32.97 | Pass | 401 |



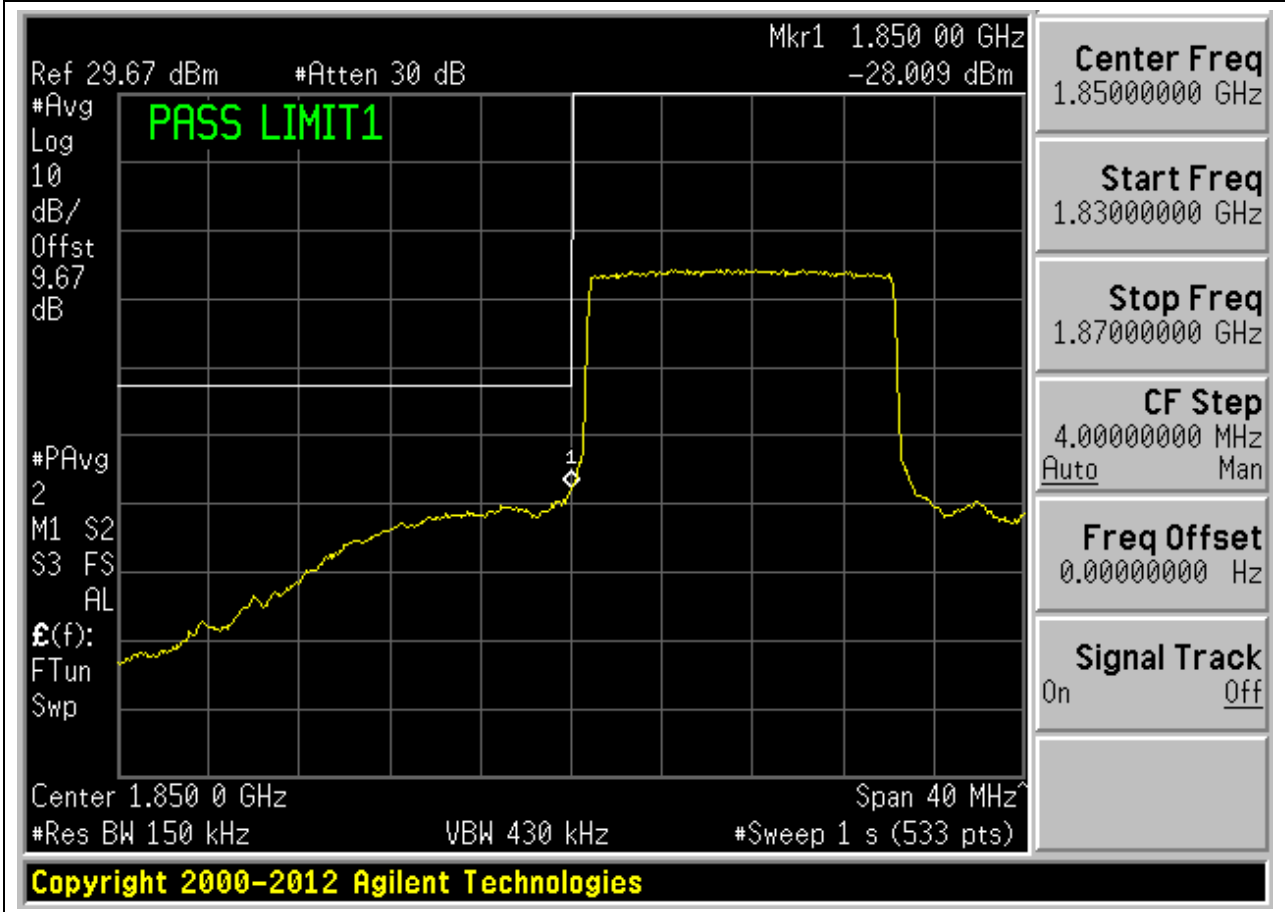
18.33. LTE Band Edge(NTNV)(Subtest:22, Channel:26115, Bandwidth:15, Modulation:QPSK, RB Number: 1, RB Position:LOW)

| Center Frequency (MHz) | Span (MHz) | RBW (MHz) | Detector | Frequency (MHz) | Power (dBm) | Verdict | Sweep Point |
|------------------------|------------|-----------|----------|-----------------|-------------|---------|-------------|
| 1850 | 40 | 0.15 | RMS | 1850 | -25.79 | Pass | 533 |



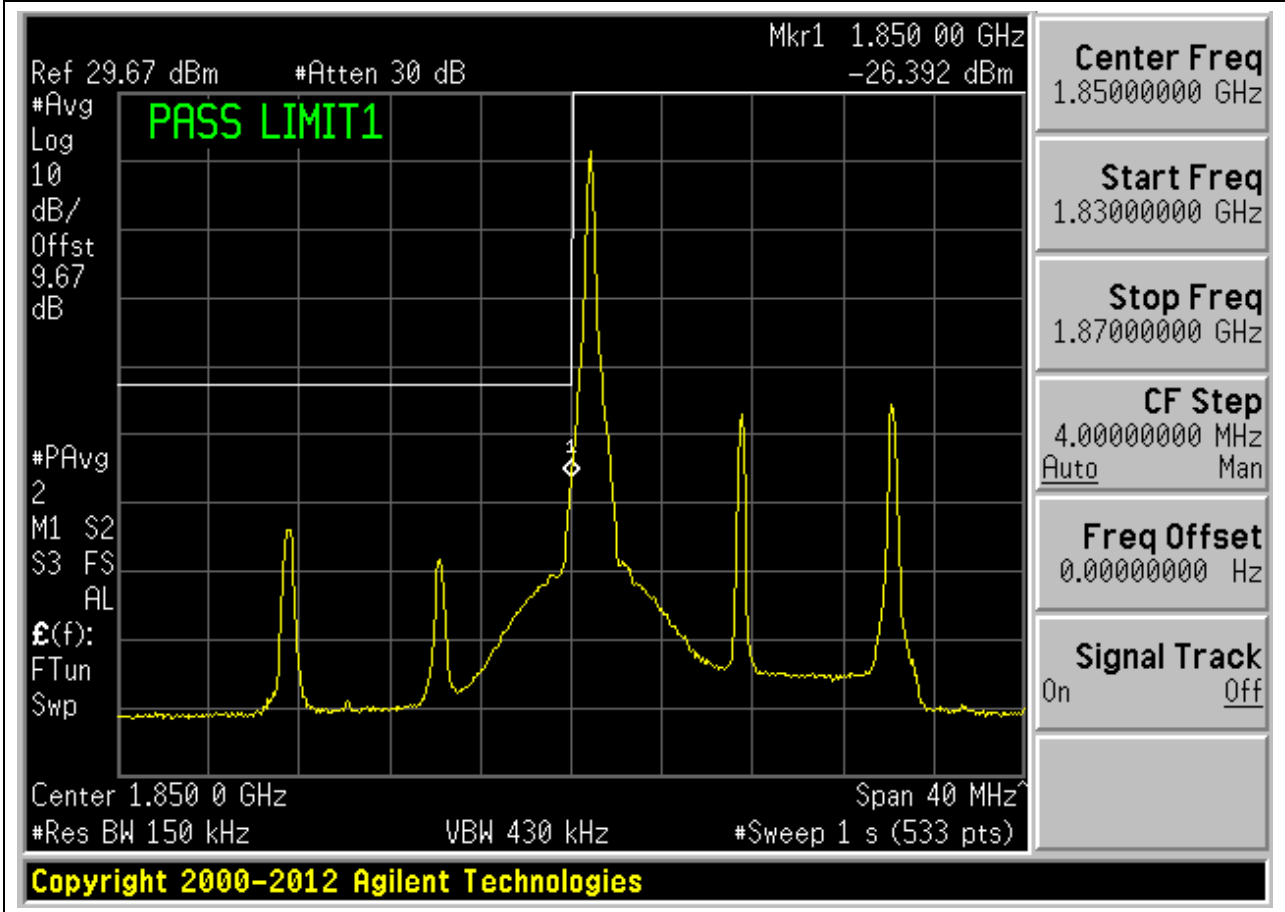
18.34. LTE Band Edge(NTNV)(Subtest:23, Channel:26115, Bandwidth:15, Modulation:QPSK, RB Number: 75, RB Position:LOW)

| Center Frequency (MHz) | Span (MHz) | RBW (MHz) | Detector | Frequency (MHz) | Power (dBm) | Verdict | Sweep Point |
|------------------------|------------|-----------|----------|-----------------|-------------|---------|-------------|
| 1850 | 40 | 0.15 | RMS | 1850 | -28.01 | Pass | 533 |



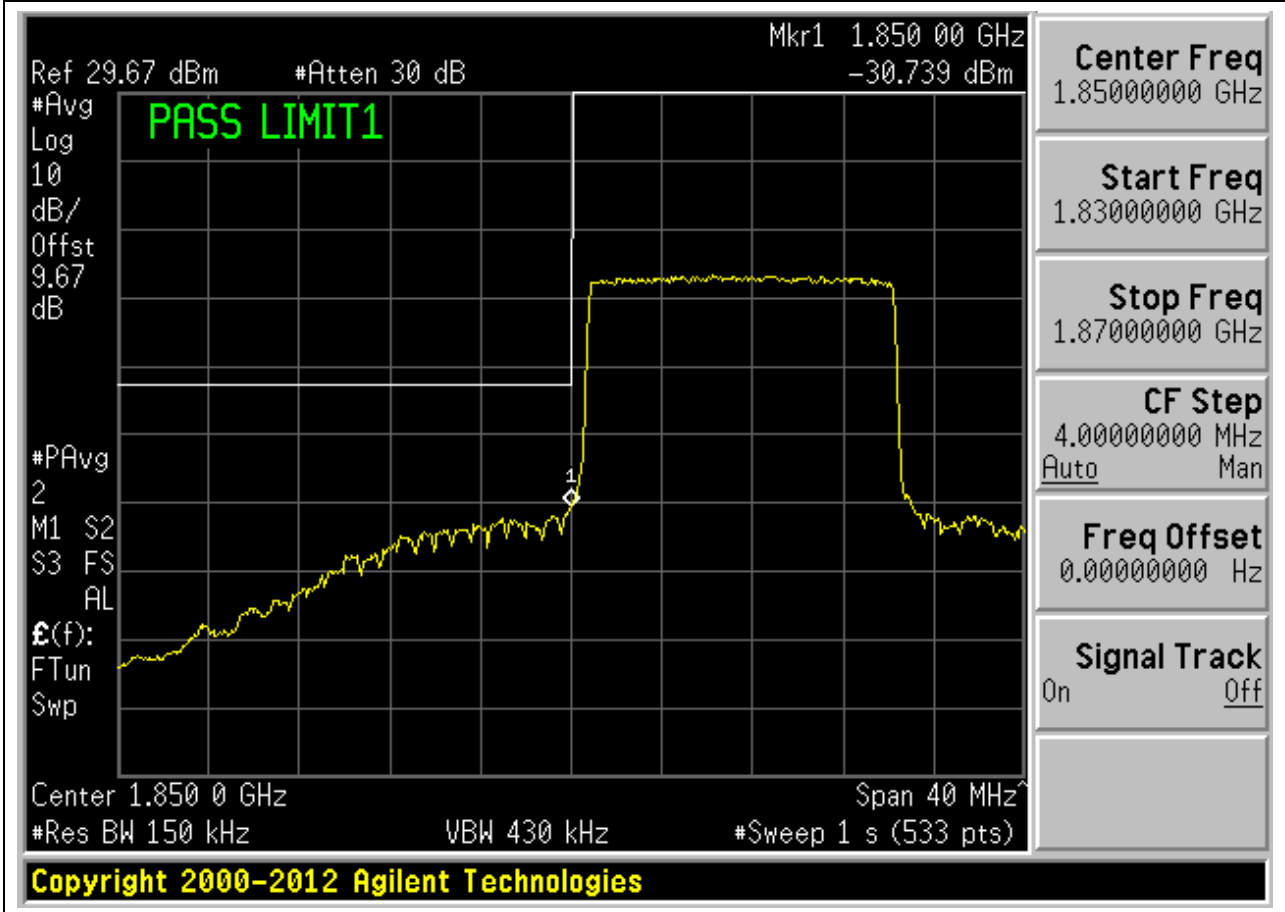
18.35. LTE Band Edge(NTNV)(Subtest:24, Channel:26115, Bandwidth:15, Modulation:Q16, RB Number: 1, RB Position:LOW)

| Center Frequency (MHz) | Span (MHz) | RBW (MHz) | Detector | Frequency (MHz) | Power (dBm) | Verdict | Sweep Point |
|------------------------|------------|-----------|----------|-----------------|-------------|---------|-------------|
| 1850 | 40 | 0.15 | RMS | 1850 | -26.39 | Pass | 533 |



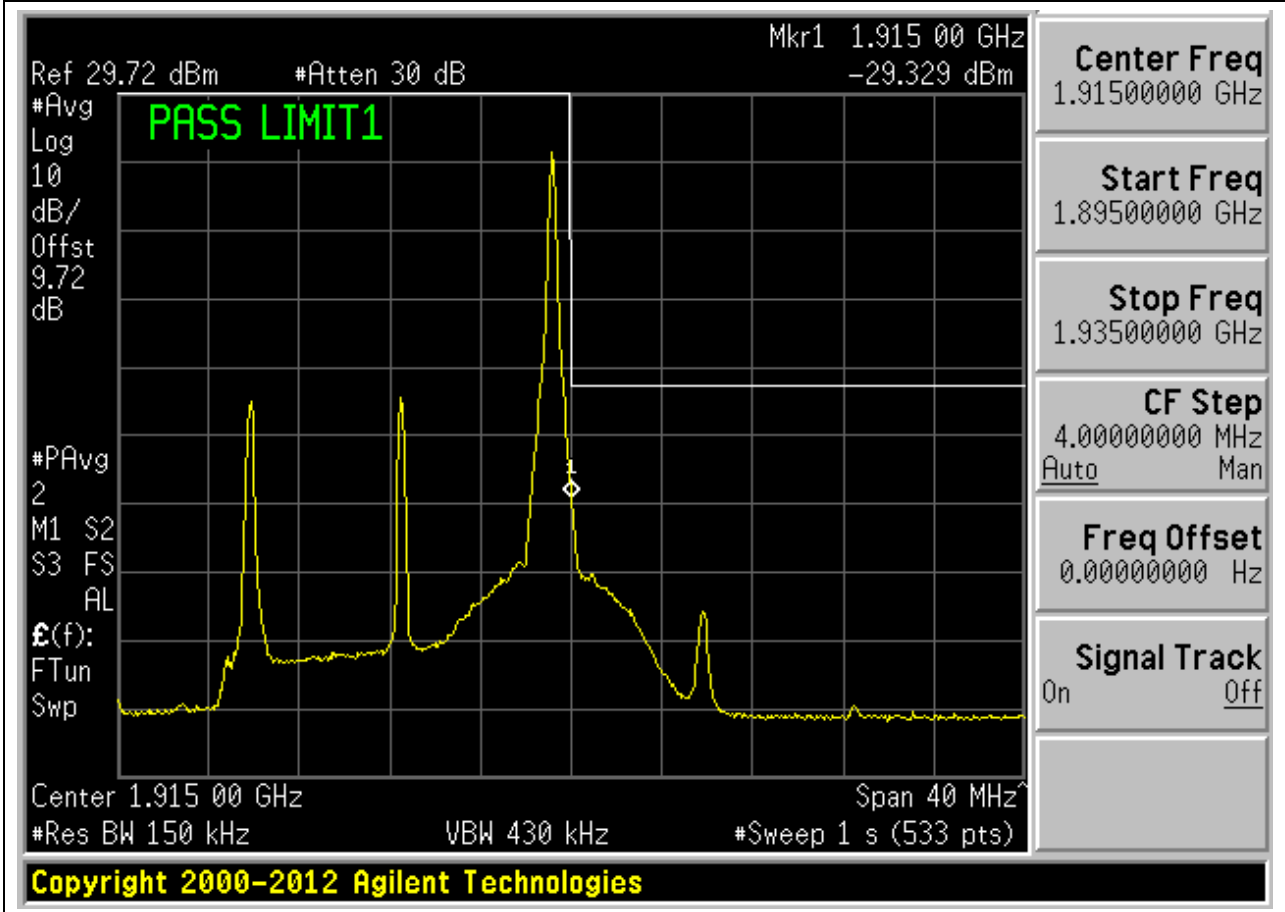
18.36. LTE Band Edge(NTNV)(Subtest:25, Channel:26115, Bandwidth:15, Modulation:Q16, RB Number: 75, RB Position:LOW)

| Center Frequency (MHz) | Span (MHz) | RBW (MHz) | Detector | Frequency (MHz) | Power (dBm) | Verdict | Sweep Point |
|------------------------|------------|-----------|----------|-----------------|-------------|---------|-------------|
| 1850 | 40 | 0.15 | RMS | 1850 | -30.74 | Pass | 533 |



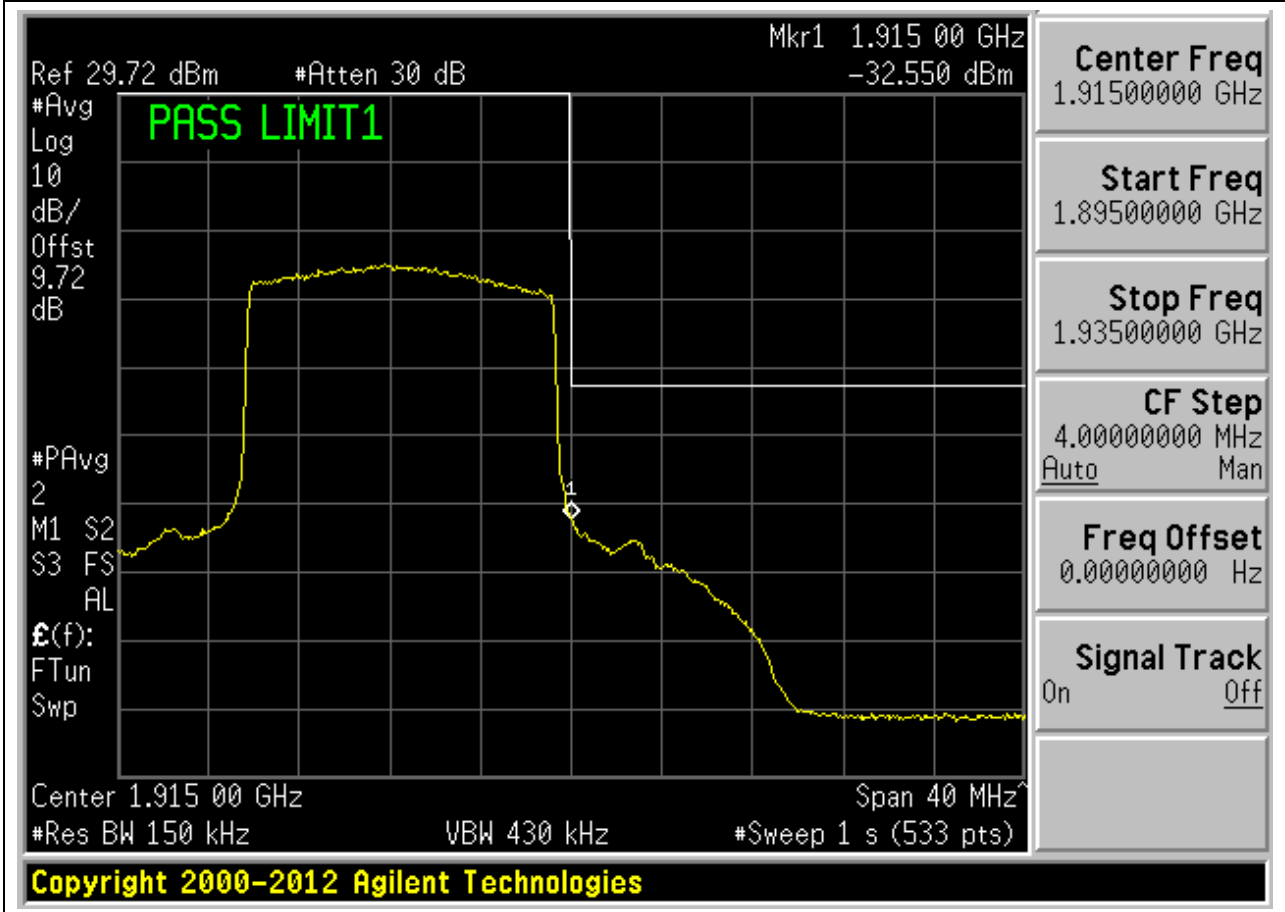
18.37. LTE Band Edge(NTNV)(Subtest:26, Channel:26615, Bandwidth:15, Modulation:QPSK, RB Number: 1, RB Position:HIGH)

| Center Frequency (MHz) | Span (MHz) | RBW (MHz) | Detector | Frequency (MHz) | Power (dBm) | Verdict | Sweep Point |
|------------------------|------------|-----------|----------|-----------------|-------------|---------|-------------|
| 1915 | 40 | 0.15 | RMS | 1915 | -29.33 | Pass | 533 |



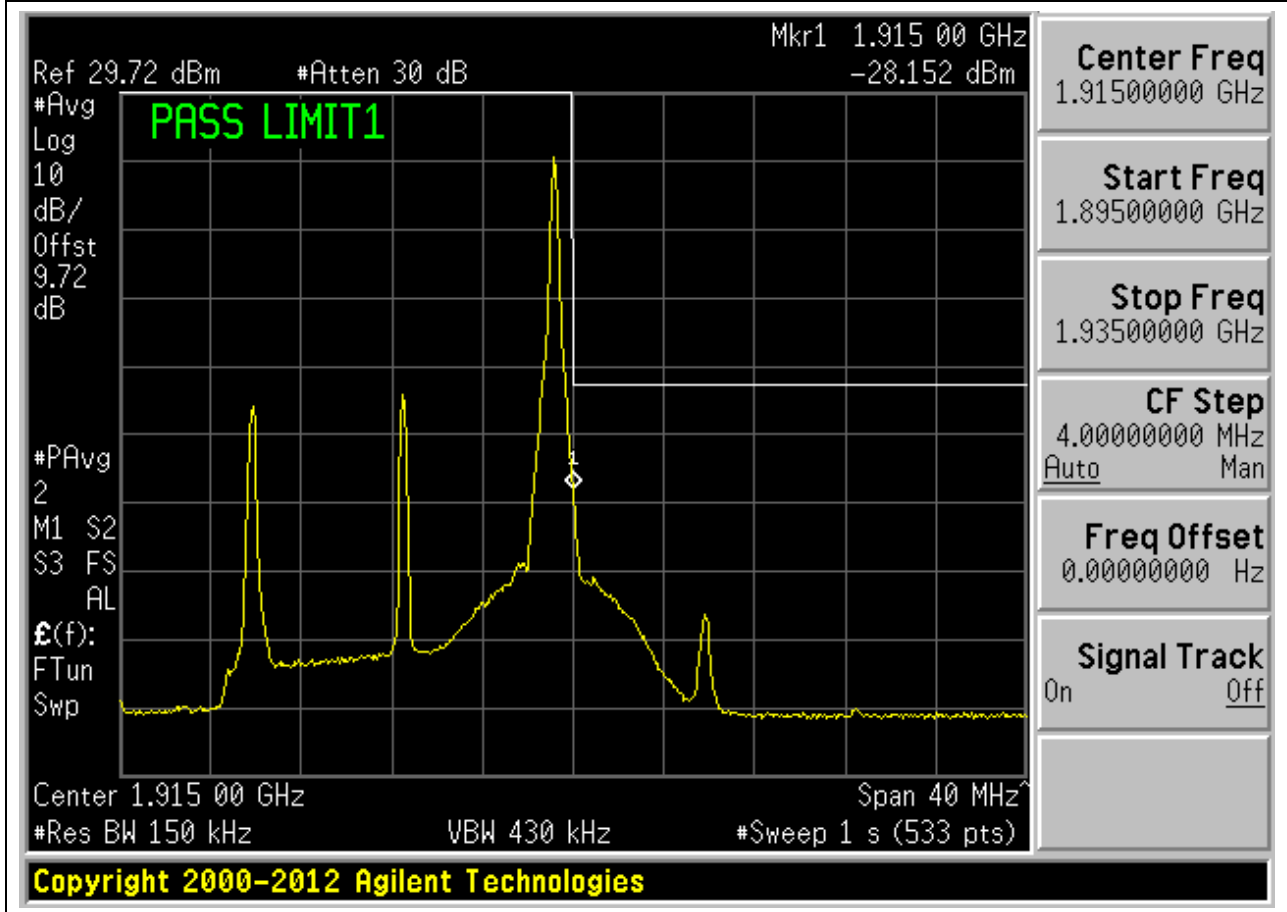
18.38. LTE Band Edge(NTNV)(Subtest:27, Channel:26615, Bandwidth:15, Modulation:QPSK, RB Number: 75, RB Position:HIGH)

| Center Frequency (MHz) | Span (MHz) | RBW (MHz) | Detector | Frequency (MHz) | Power (dBm) | Verdict | Sweep Point |
|------------------------|------------|-----------|----------|-----------------|-------------|---------|-------------|
| 1915 | 40 | 0.15 | RMS | 1915 | -32.55 | Pass | 533 |



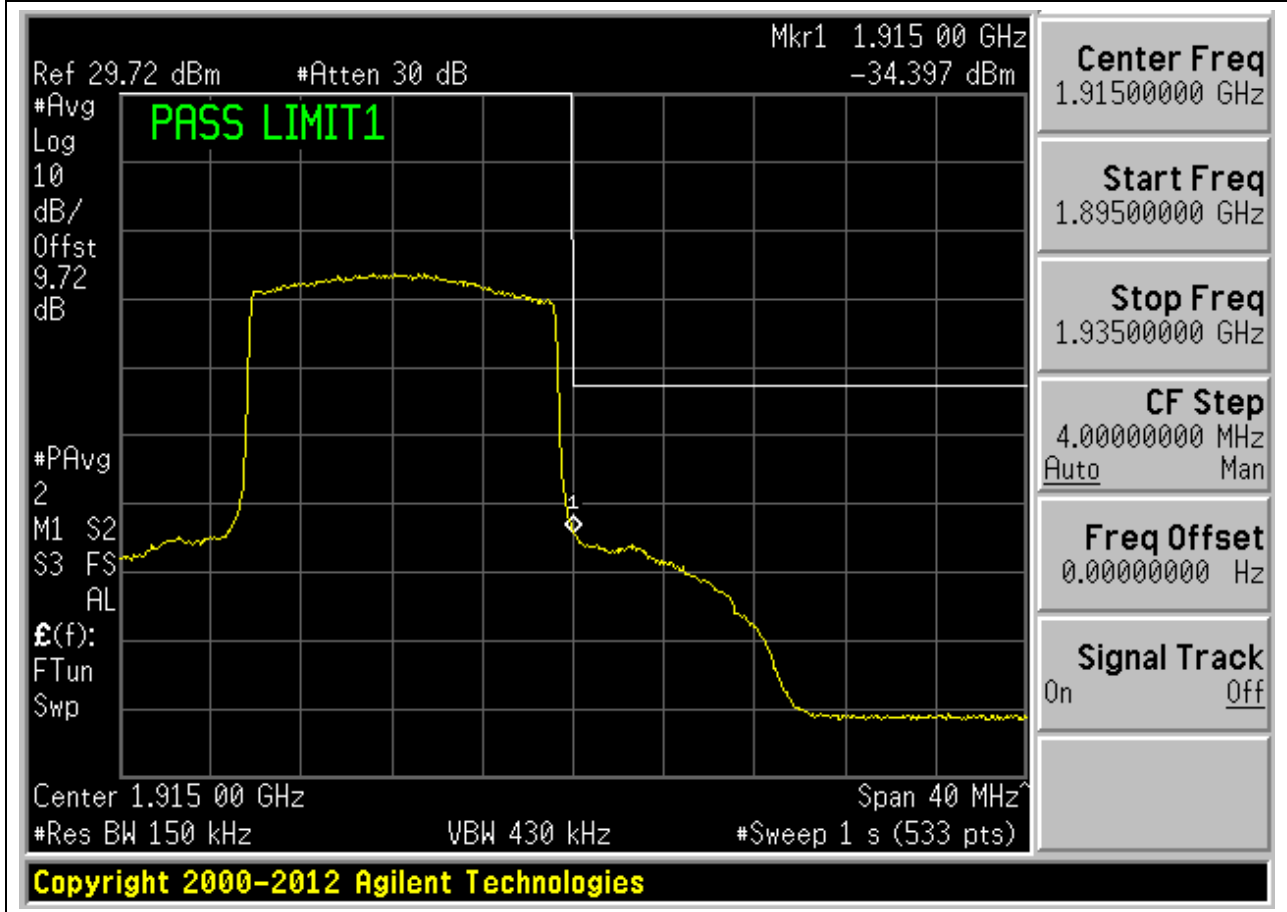
18.39. LTE Band Edge(NTNV)(Subtest:28, Channel:26615, Bandwidth:15, Modulation:Q16, RB Number: 1, RB Position:HIGH)

| Center Frequency (MHz) | Span (MHz) | RBW (MHz) | Detector | Frequency (MHz) | Power (dBm) | Verdict | Sweep Point |
|------------------------|------------|-----------|----------|-----------------|-------------|---------|-------------|
| 1915 | 40 | 0.15 | RMS | 1915 | -28.15 | Pass | 533 |



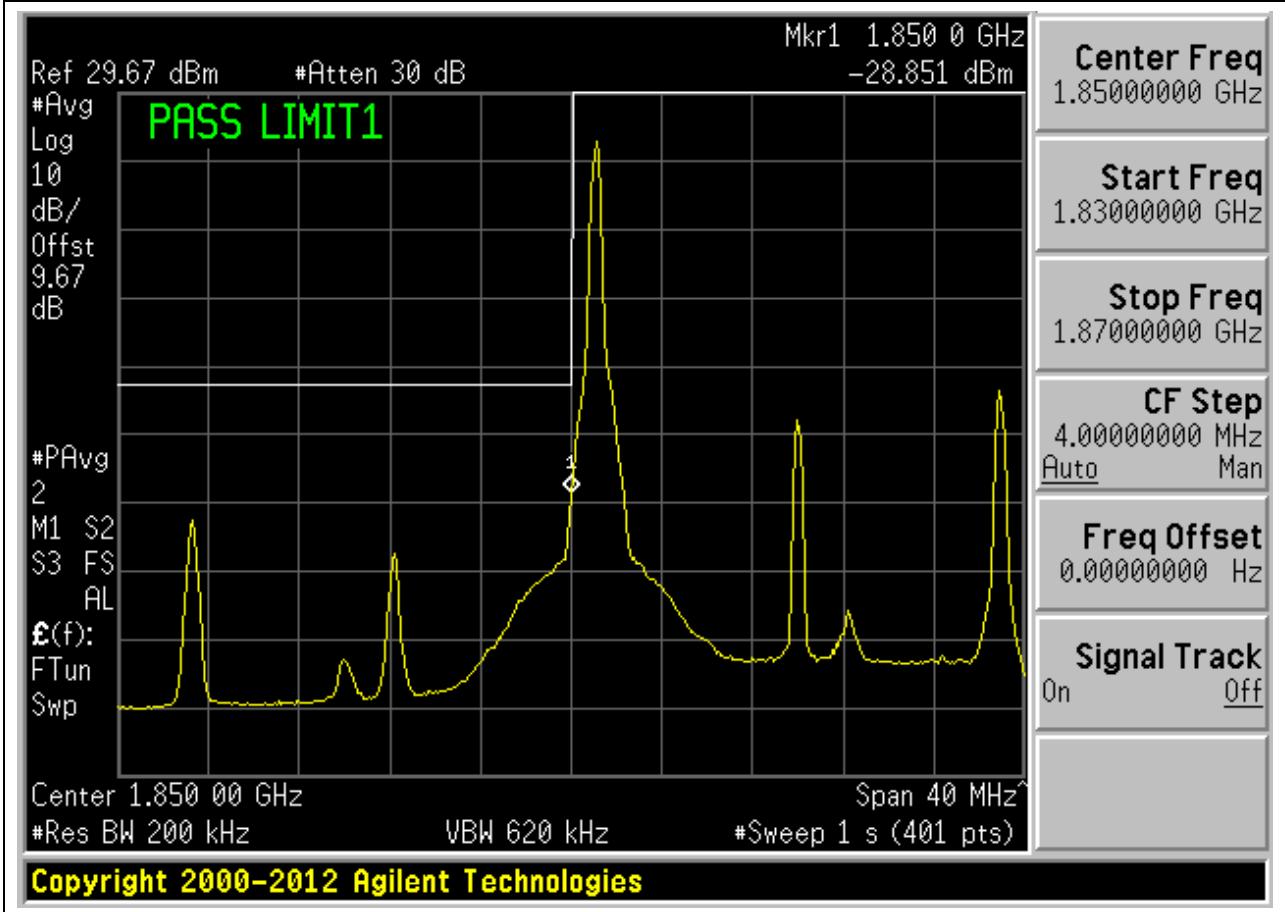
18.40. LTE Band Edge(NTNV)(Subtest:29, Channel:26615, Bandwidth:15, Modulation:Q16, RB Number: 75, RB Position:HIGH)

| Center Frequency (MHz) | Span (MHz) | RBW (MHz) | Detector | Frequency (MHz) | Power (dBm) | Verdict | Sweep Point |
|------------------------|------------|-----------|----------|-----------------|-------------|---------|-------------|
| 1915 | 40 | 0.15 | RMS | 1915 | -34.4 | Pass | 533 |



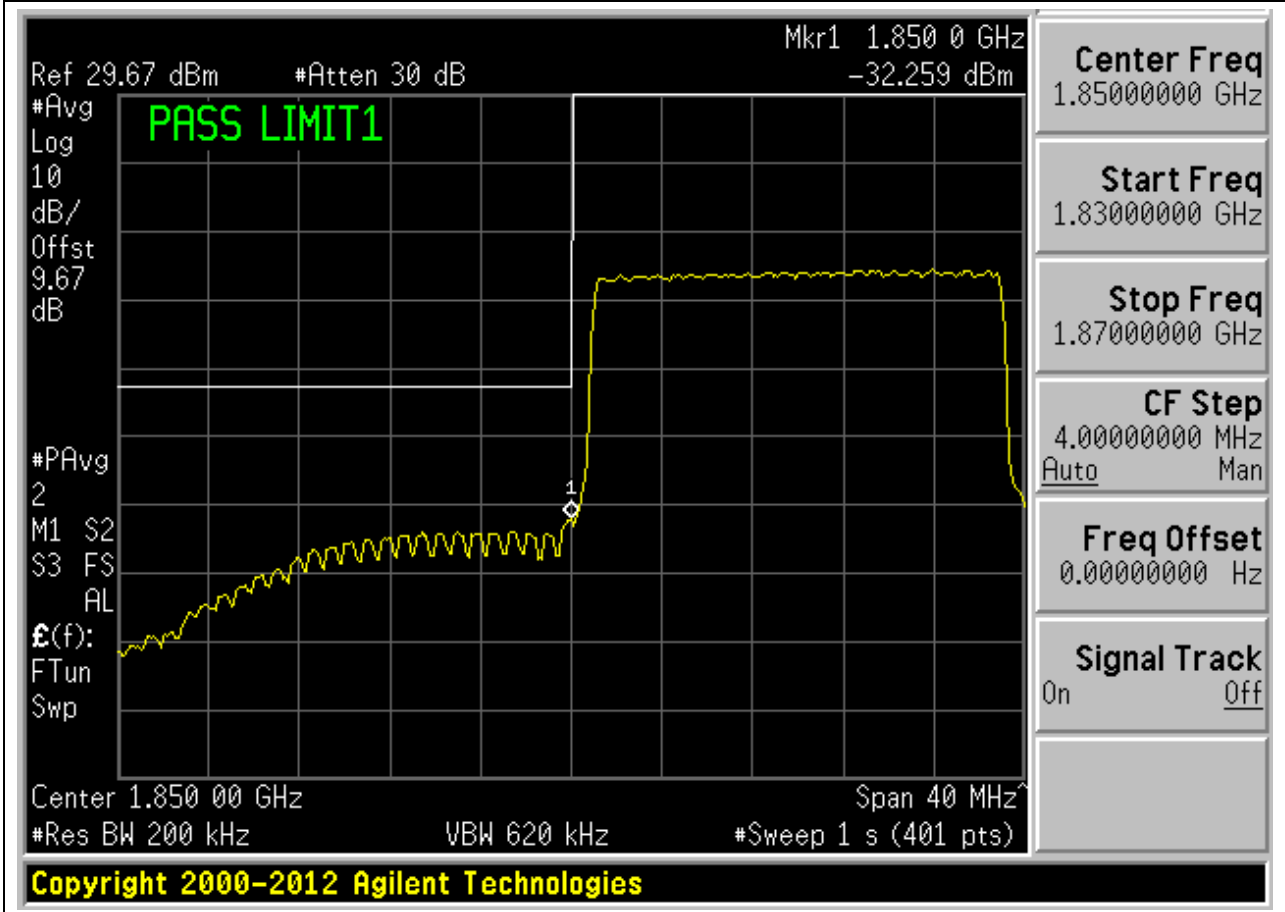
18.41. LTE Band Edge(NTNV)(Subtest:30, Channel:26140, Bandwidth:20, Modulation:QPSK, RB Number: 1, RB Position:LOW)

| Center Frequency (MHz) | Span (MHz) | RBW (MHz) | Detector | Frequency (MHz) | Power (dBm) | Verdict | Sweep Point |
|------------------------|------------|-----------|----------|-----------------|-------------|---------|-------------|
| 1850 | 40 | 0.2 | RMS | 1850 | -28.85 | Pass | 401 |



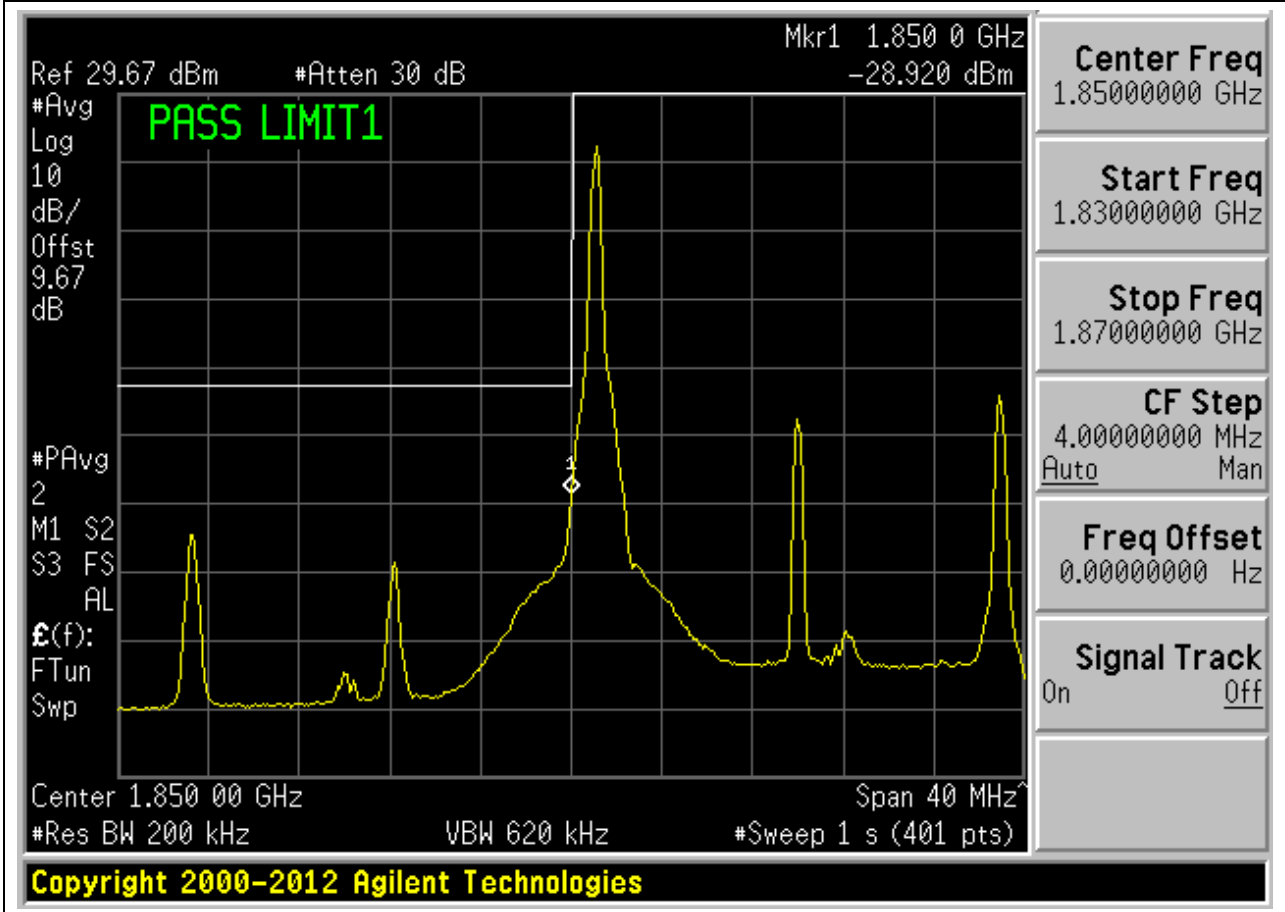
18.42. LTE Band Edge(NTNV)(Subtest:31, Channel:26140, Bandwidth:20, Modulation:QPSK, RB Number: 100, RB Position:LOW)

| Center Frequency (MHz) | Span (MHz) | RBW (MHz) | Detector | Frequency (MHz) | Power (dBm) | Verdict | Sweep Point |
|------------------------|------------|-----------|----------|-----------------|-------------|---------|-------------|
| 1850 | 40 | 0.2 | RMS | 1850 | -32.26 | Pass | 401 |



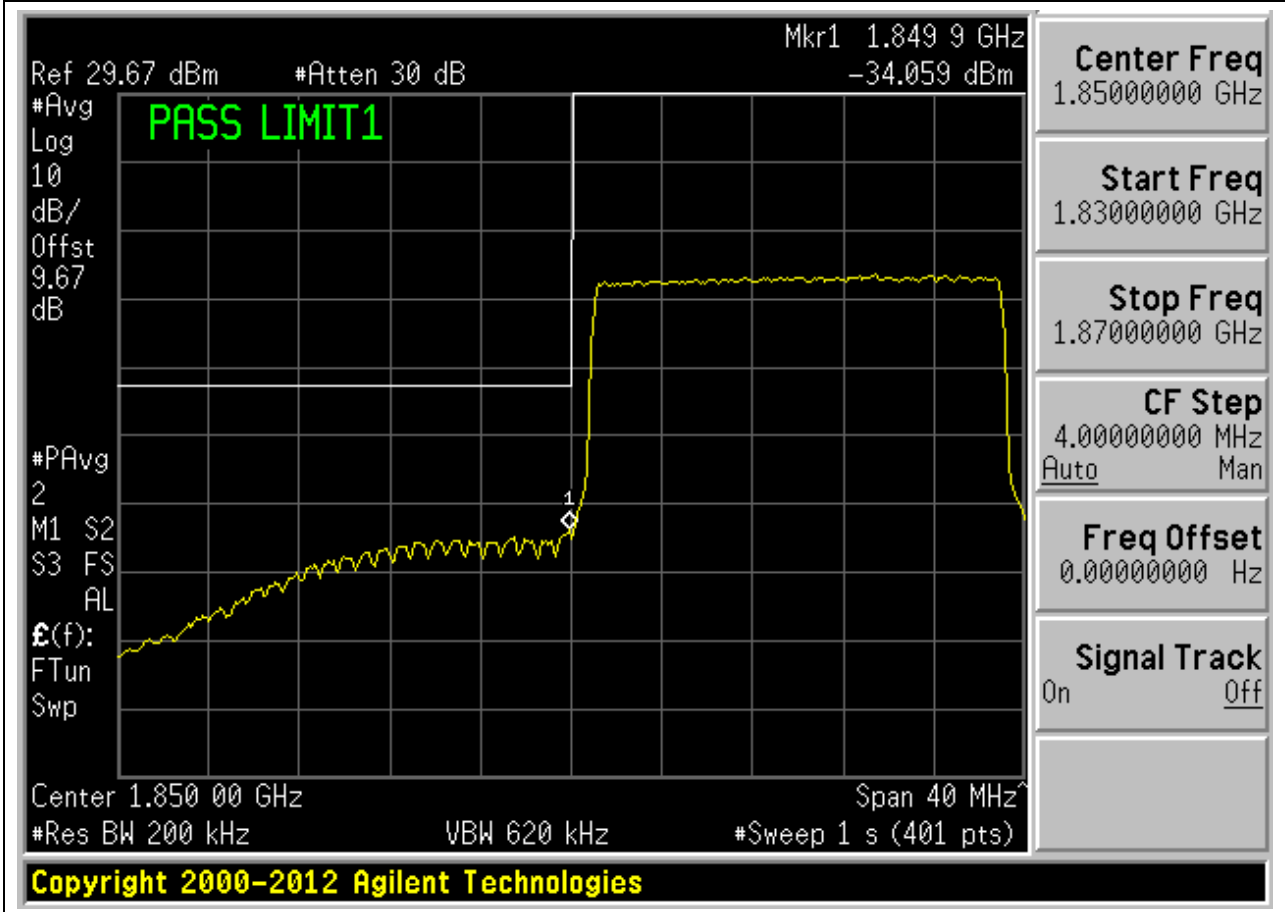
18.43. LTE Band Edge(NTNV)(Subtest:32, Channel:26140, Bandwidth:20, Modulation:Q16, RB Number: 1, RB Position:LOW)

| Center Frequency (MHz) | Span (MHz) | RBW (MHz) | Detector | Frequency (MHz) | Power (dBm) | Verdict | Sweep Point |
|------------------------|------------|-----------|----------|-----------------|-------------|---------|-------------|
| 1850 | 40 | 0.2 | RMS | 1850 | -28.92 | Pass | 401 |



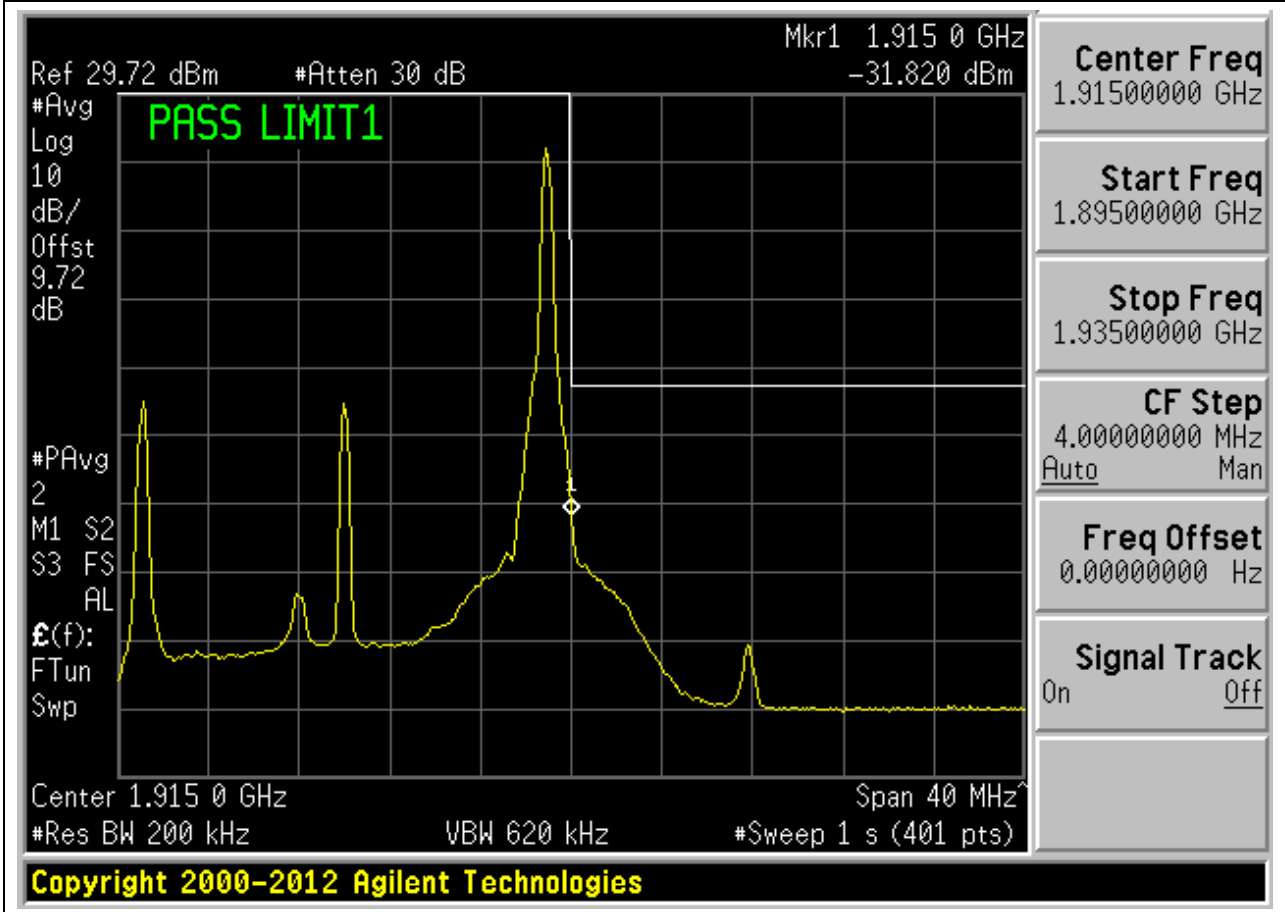
18.44. LTE Band Edge(NTNV)(Subtest:33, Channel:26140, Bandwidth:20, Modulation:Q16, RB Number: 100, RB Position:LOW)

| Center Frequency (MHz) | Span (MHz) | RBW (MHz) | Detector | Frequency (MHz) | Power (dBm) | Verdict | Sweep Point |
|------------------------|------------|-----------|----------|-----------------|-------------|---------|-------------|
| 1850 | 40 | 0.2 | RMS | 1849.9 | -34.06 | Pass | 401 |



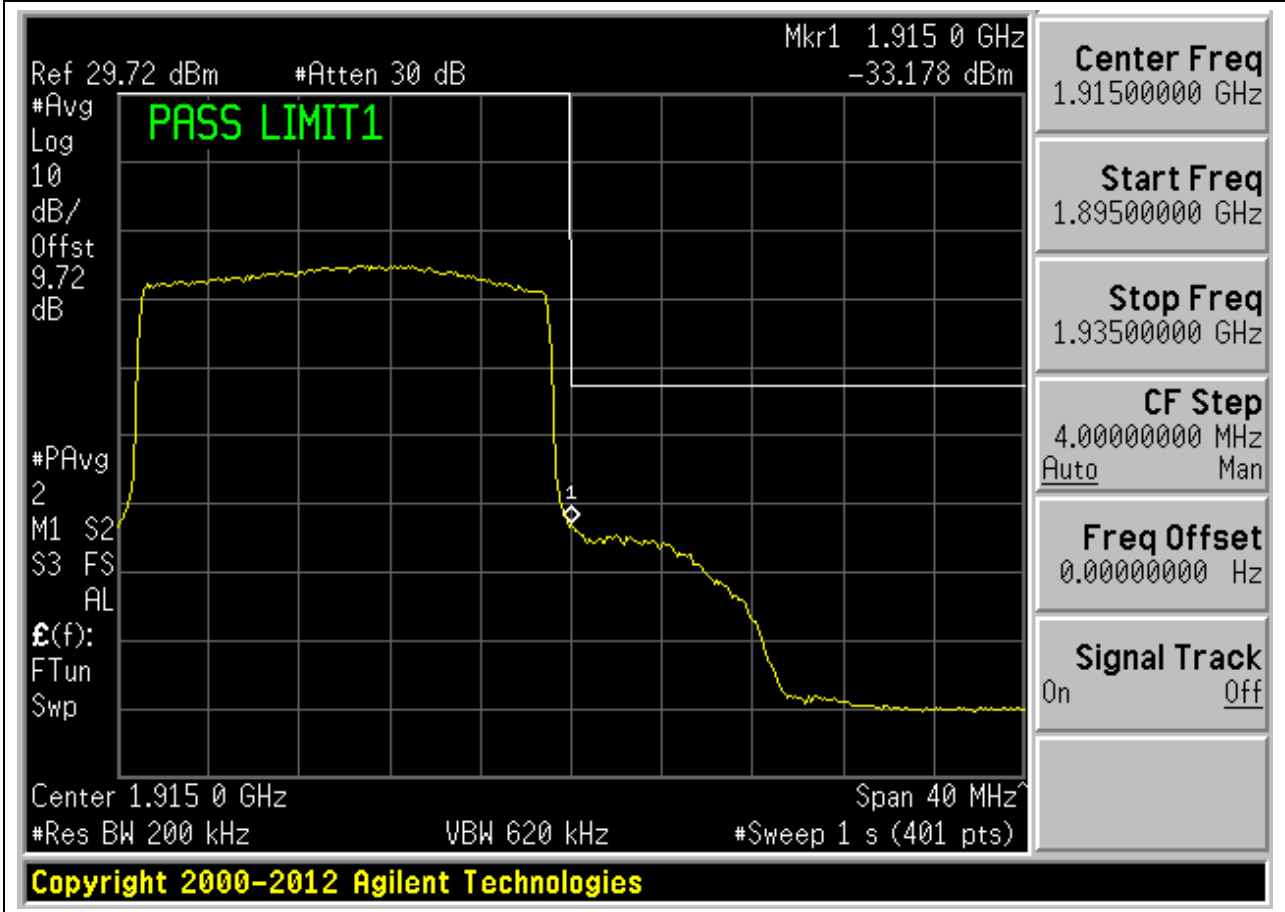
18.45. LTE Band Edge(NTNV)(Subtest:34, Channel:26590, Bandwidth:20, Modulation:QPSK, RB Number: 1, RB Position:HIGH)

| Center Frequency (MHz) | Span (MHz) | RBW (MHz) | Detector | Frequency (MHz) | Power (dBm) | Verdict | Sweep Point |
|------------------------|------------|-----------|----------|-----------------|-------------|---------|-------------|
| 1915 | 40 | 0.2 | RMS | 1915 | -31.82 | Pass | 401 |



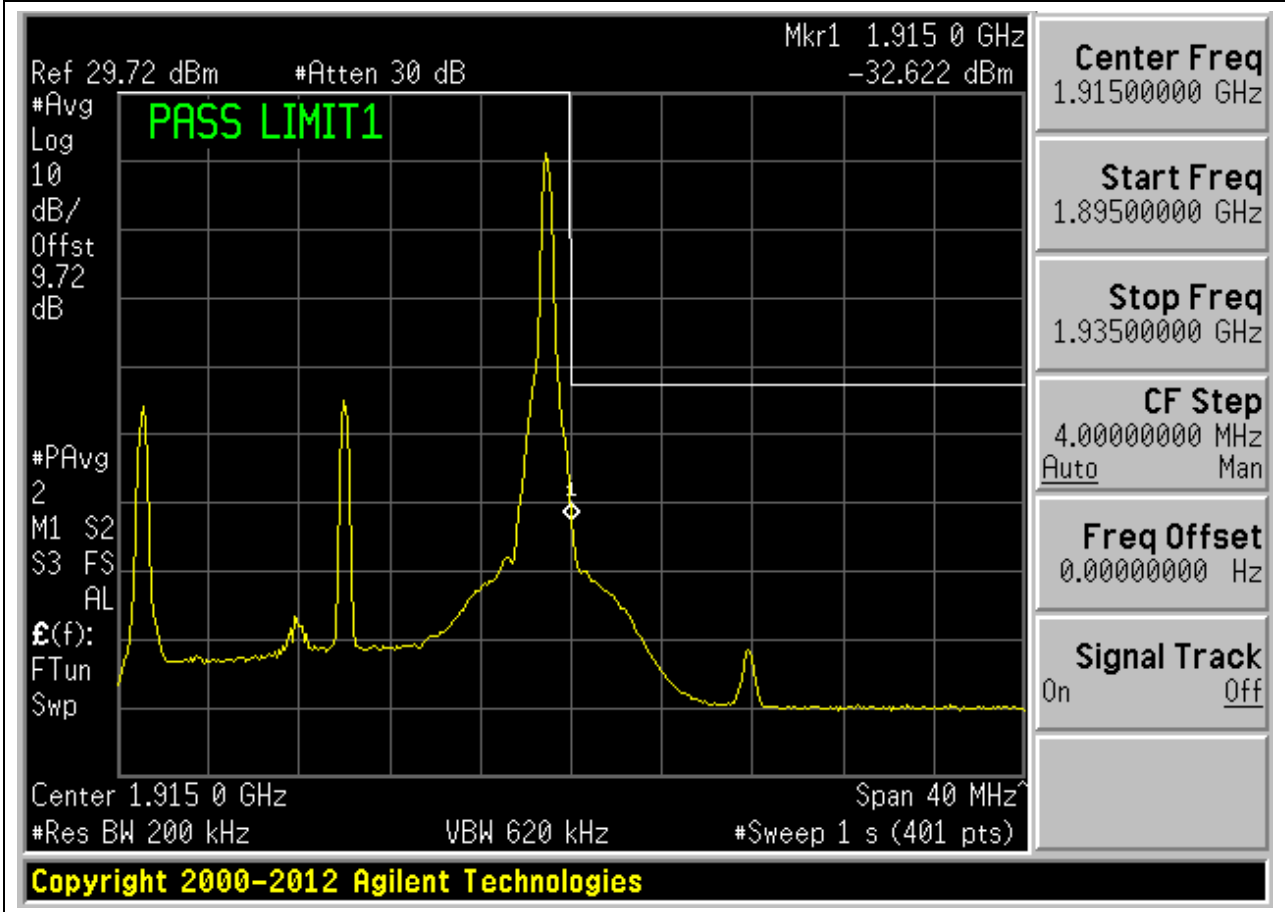
18.46. LTE Band Edge(NTNV)(Subtest:35, Channel:26590, Bandwidth:20, Modulation:QPSK, RB Number: 100, RB Position:HIGH)

| Center Frequency (MHz) | Span (MHz) | RBW (MHz) | Detector | Frequency (MHz) | Power (dBm) | Verdict | Sweep Point |
|------------------------|------------|-----------|----------|-----------------|-------------|---------|-------------|
| 1915 | 40 | 0.2 | RMS | 1915 | -33.18 | Pass | 401 |



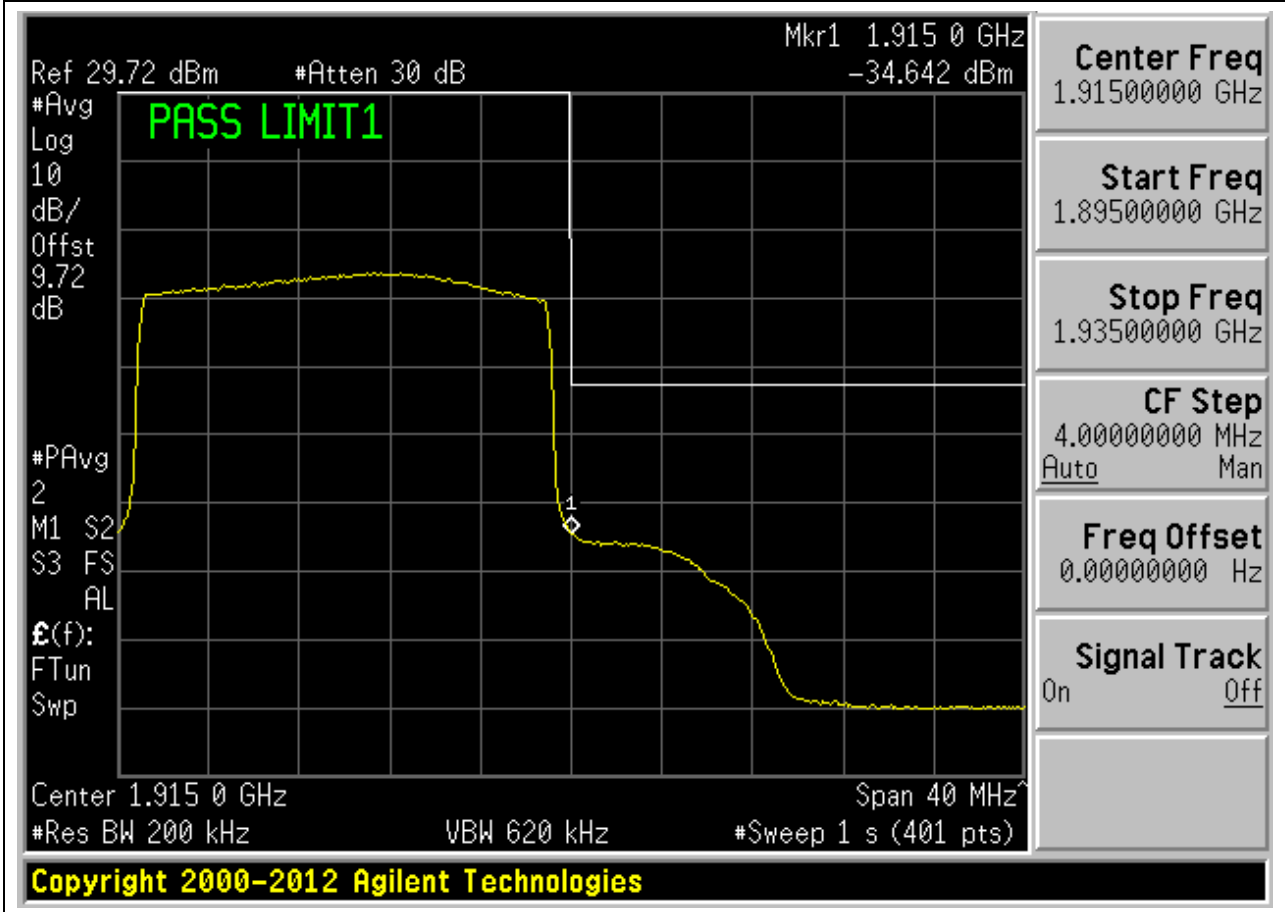
18.47. LTE Band Edge(NTNV)(Subtest:36, Channel:26590, Bandwidth:20, Modulation:Q16, RB Number: 1, RB Position:HIGH)

| Center Frequency (MHz) | Span (MHz) | RBW (MHz) | Detector | Frequency (MHz) | Power (dBm) | Verdict | Sweep Point |
|------------------------|------------|-----------|----------|-----------------|-------------|---------|-------------|
| 1915 | 40 | 0.2 | RMS | 1915 | -32.62 | Pass | 401 |



18.48. LTE Band Edge(NTNV)(Subtest:37, Channel:26590, Bandwidth:20, Modulation:Q16, RB Number: 100, RB Position:HIGH)

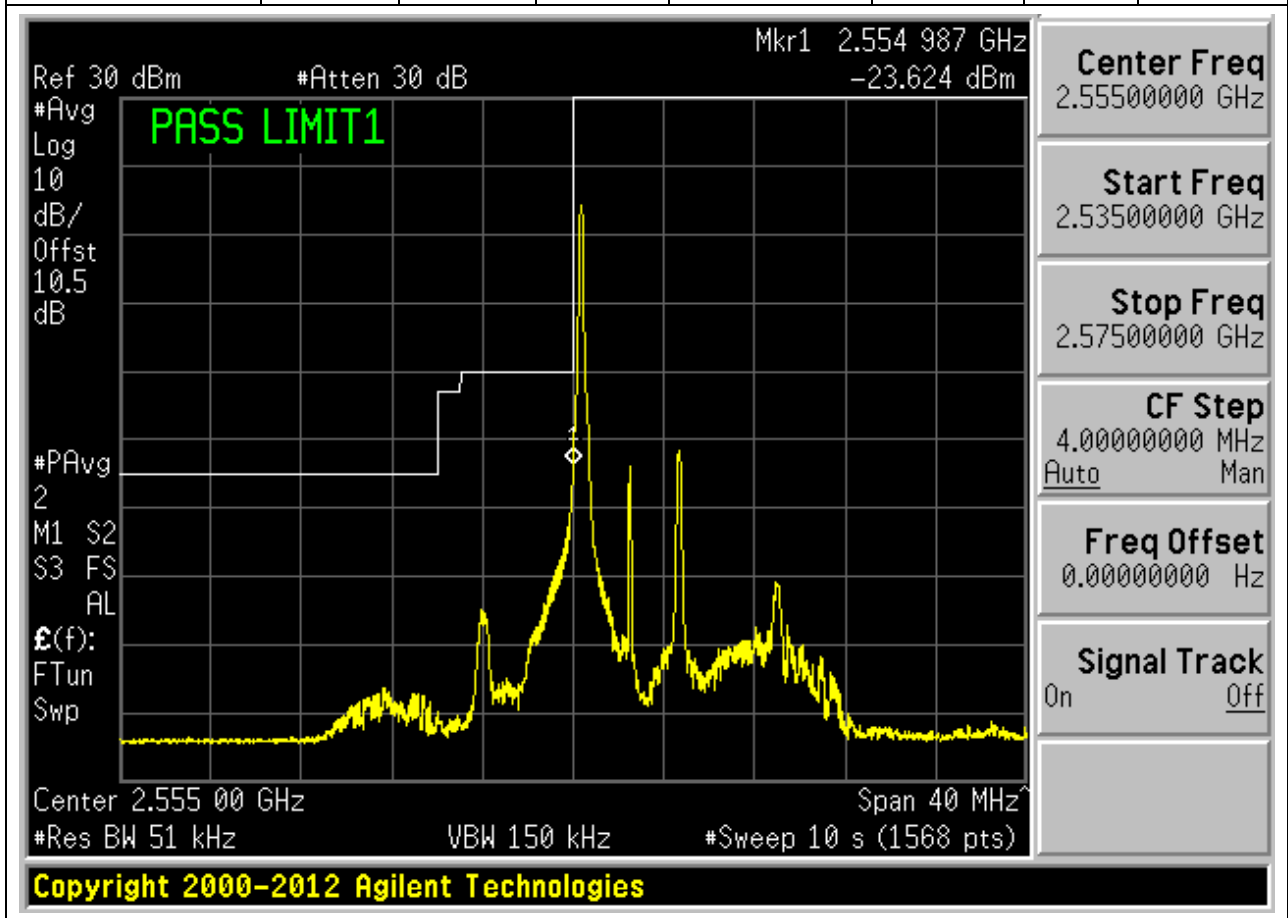
| Center Frequency (MHz) | Span (MHz) | RBW (MHz) | Detector | Frequency (MHz) | Power (dBm) | Verdict | Sweep Point |
|------------------------|------------|-----------|----------|-----------------|-------------|---------|-------------|
| 1915 | 40 | 0.2 | RMS | 1915 | -34.64 | Pass | 401 |



19. LTE_Band41 100M

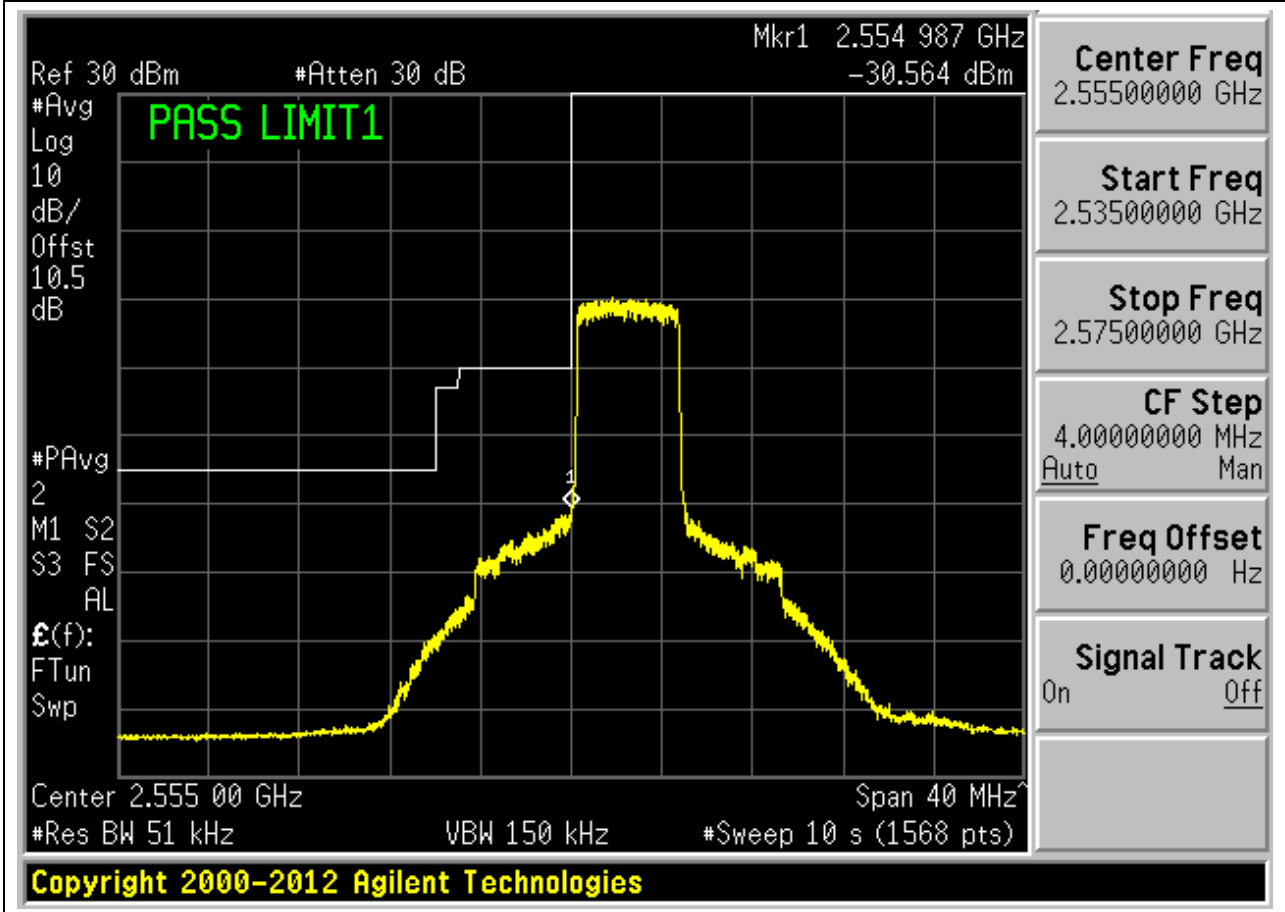
19.1. LTE Band Edge(NTNV)(Subtest:1, Channel:40265, Bandwidth:5, Modulation:QPSK, RB Number: 1, RB Position:LOW)

| Center Frequency (MHz) | Span (MHz) | RBW (MHz) | Detector | Frequency (MHz) | Power (dBm) | Verdict | Sweep Point |
|------------------------|------------|-----------|----------|-----------------|-------------|---------|-------------|
| 2555 | 40 | 0.051 | RMS | 2554.987 | -23.62 | Pass | 1568 |



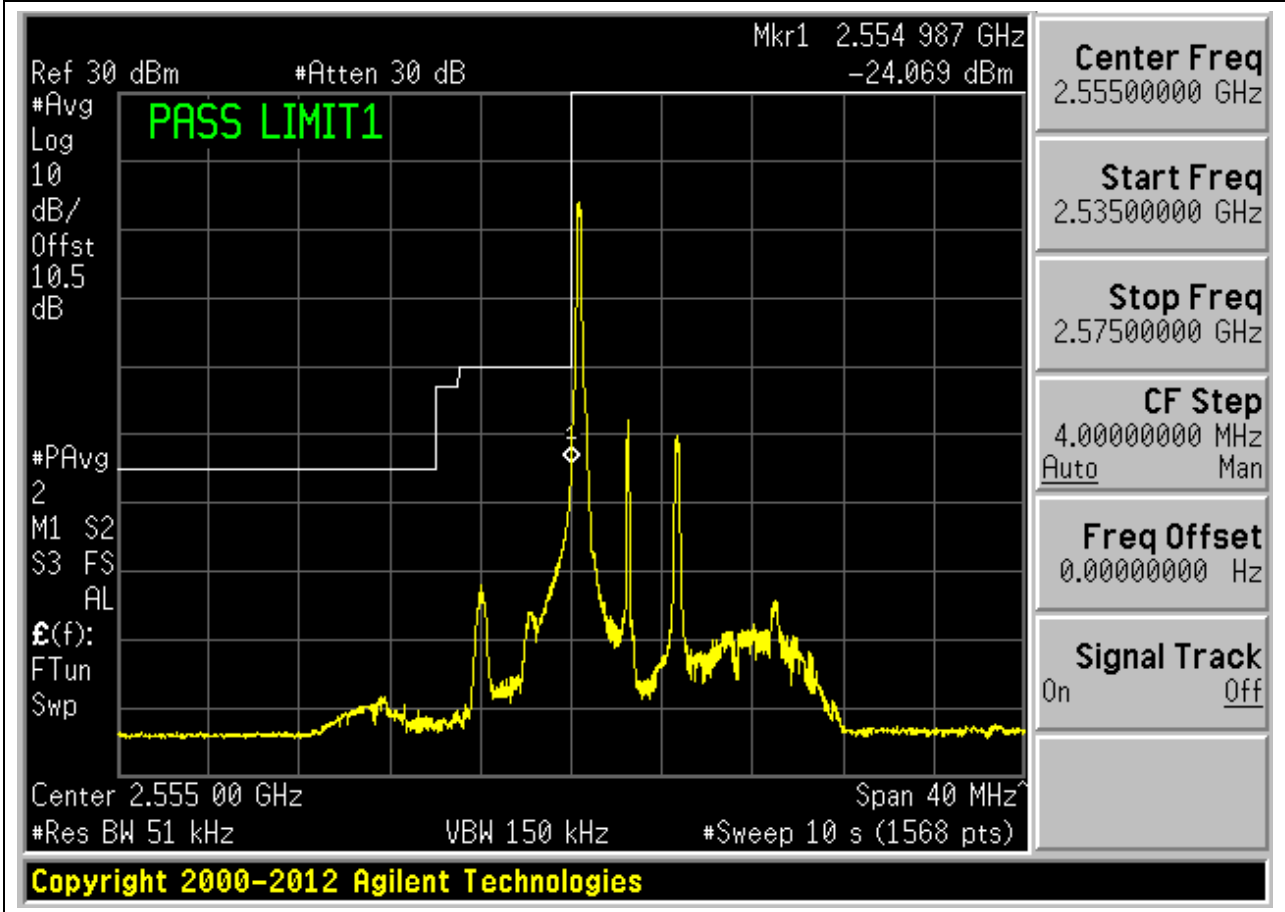
19.2. LTE Band Edge(NTNV)(Subtest:2, Channel:40265, Bandwidth:5, Modulation:QPSK, RB Number: 25, RB Position:LOW)

| Center Frequency (MHz) | Span (MHz) | RBW (MHz) | Detector | Frequency (MHz) | Power (dBm) | Verdict | Sweep Point |
|------------------------|------------|-----------|----------|-----------------|-------------|---------|-------------|
| 2555 | 40 | 0.051 | RMS | 2554.987 | -30.56 | Pass | 1568 |



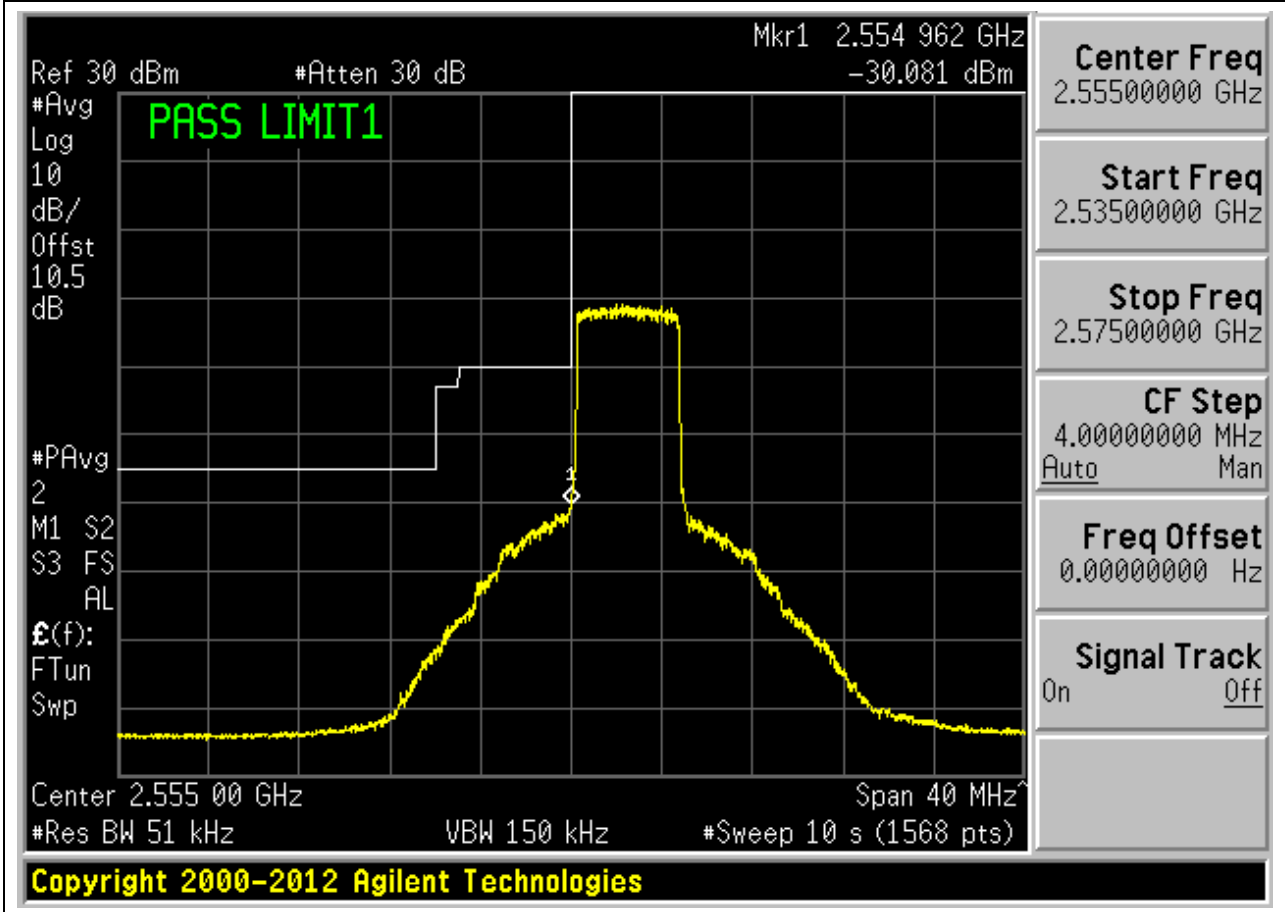
19.3. LTE Band Edge(NTNV)(Subtest:3, Channel:40265, Bandwidth:5, Modulation:Q16, RB Number: 1, RB Position:LOW)

| Center Frequency (MHz) | Span (MHz) | RBW (MHz) | Detector | Frequency (MHz) | Power (dBm) | Verdict | Sweep Point |
|------------------------|------------|-----------|----------|-----------------|-------------|---------|-------------|
| 2555 | 40 | 0.051 | RMS | 2554.987 | -24.07 | Pass | 1568 |



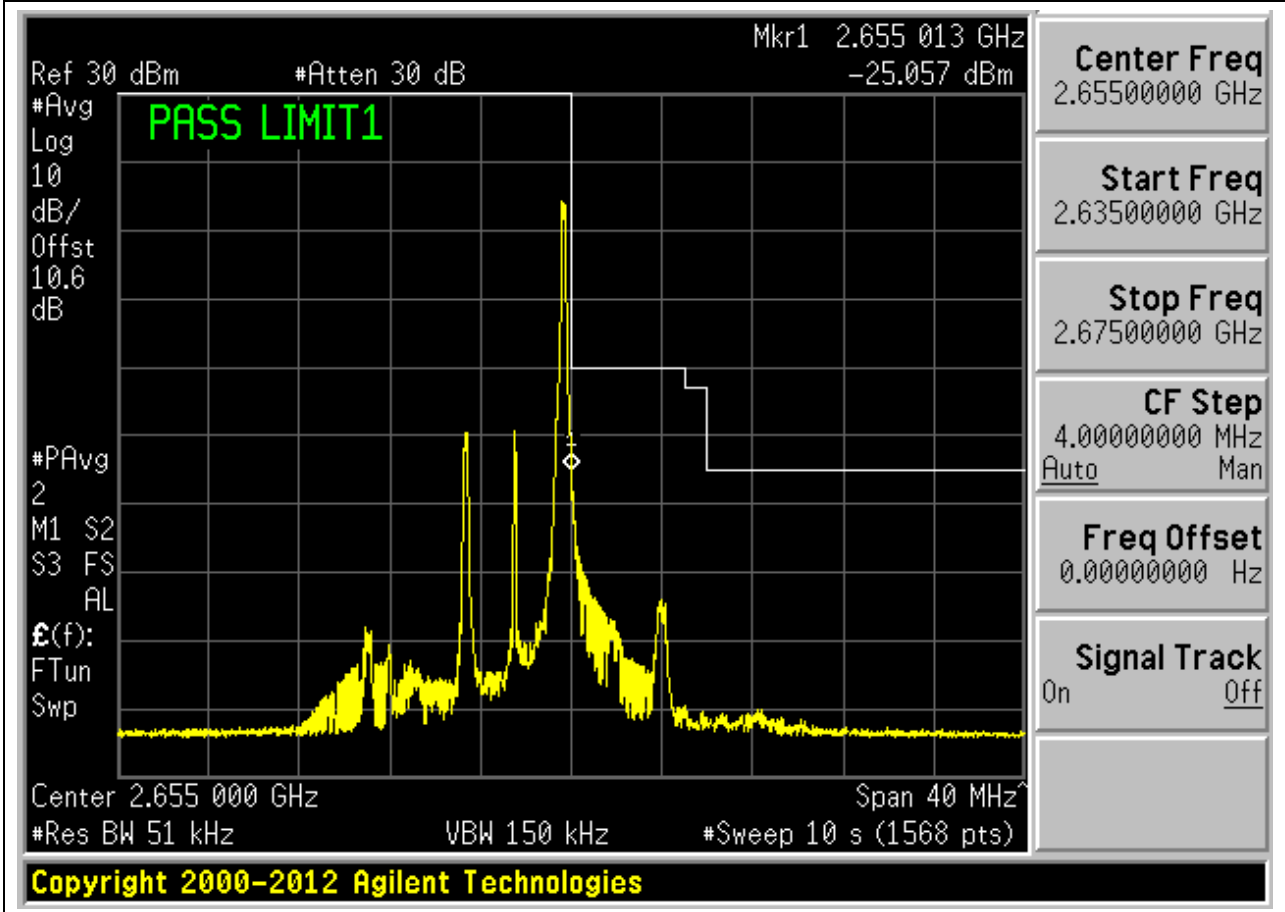
19.4. LTE Band Edge(NTNV)(Subtest:4, Channel:40265, Bandwidth:5, Modulation:Q16, RB Number: 25, RB Position:LOW)

| Center Frequency (MHz) | Span (MHz) | RBW (MHz) | Detector | Frequency (MHz) | Power (dBm) | Verdict | Sweep Point |
|------------------------|------------|-----------|----------|-----------------|-------------|---------|-------------|
| 2555 | 40 | 0.051 | RMS | 2554.962 | -30.08 | Pass | 1568 |



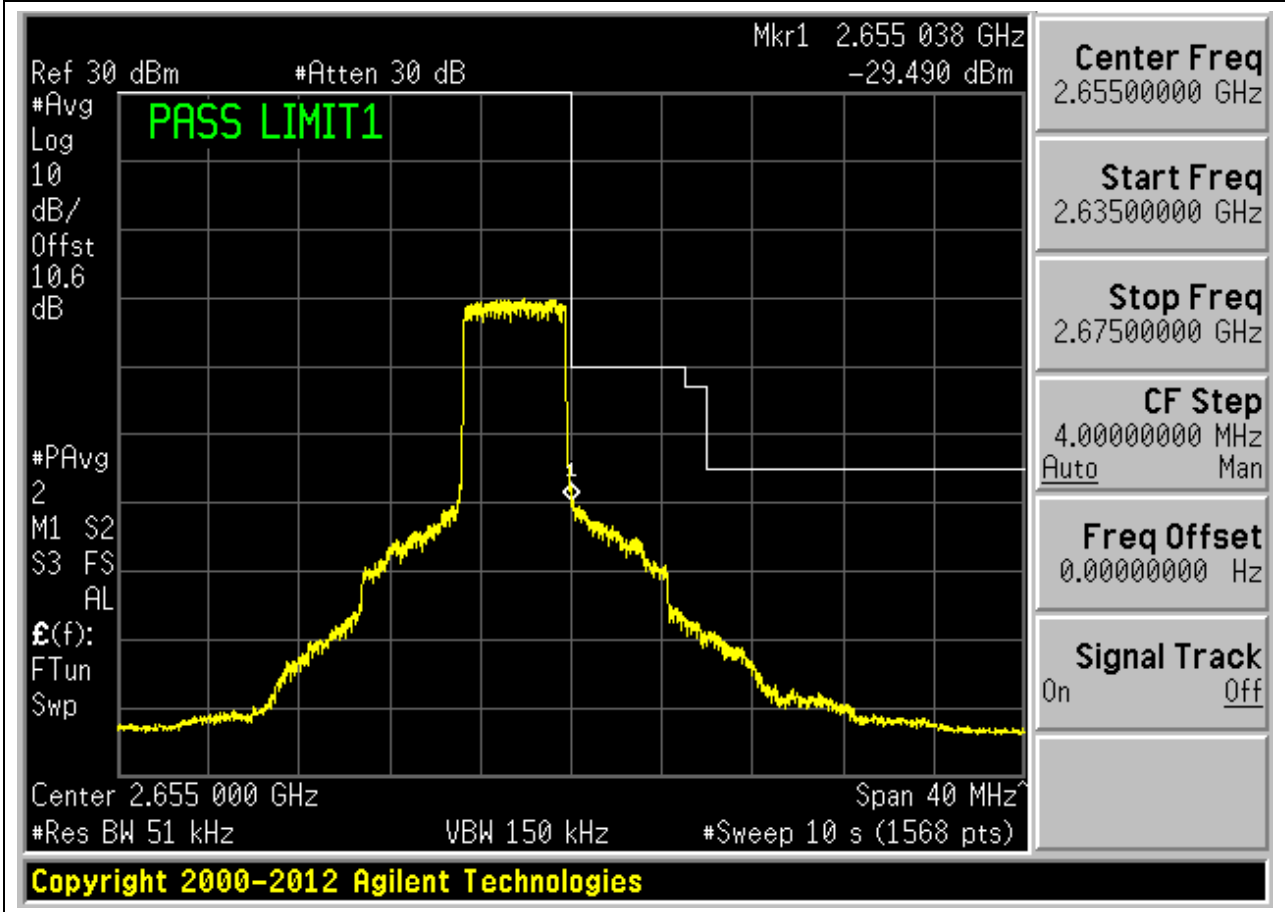
19.5. LTE Band Edge(NTNV)(Subtest:5, Channel:41215, Bandwidth:5, Modulation:QPSK, RB Number: 1, RB Position:HIGH)

| Center Frequency (MHz) | Span (MHz) | RBW (MHz) | Detector | Frequency (MHz) | Power (dBm) | Verdict | Sweep Point |
|------------------------|------------|-----------|----------|-----------------|-------------|---------|-------------|
| 2655 | 40 | 0.051 | RMS | 2655.013 | -25.06 | Pass | 1568 |



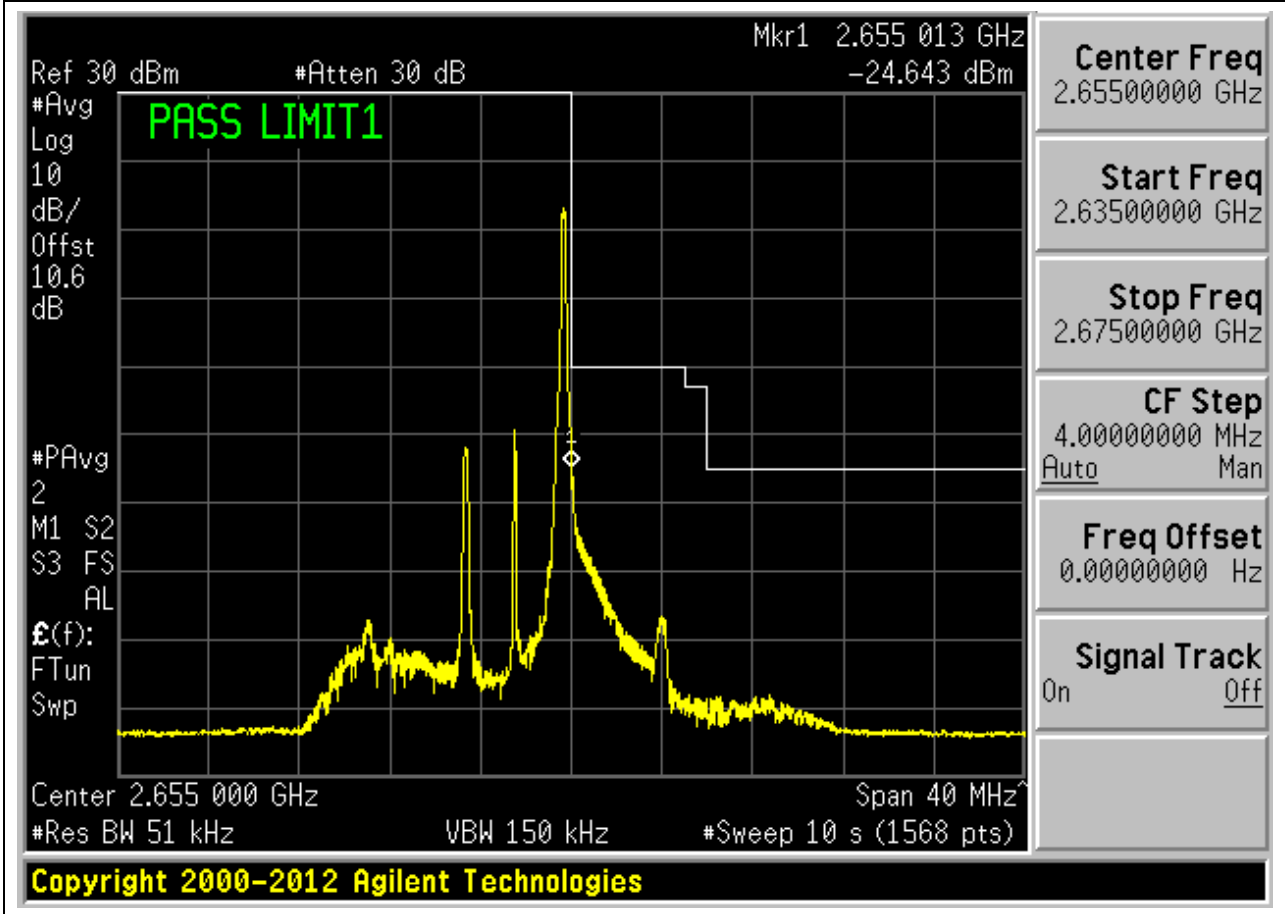
19.6. LTE Band Edge(NTNV)(Subtest:6, Channel:41215, Bandwidth:5, Modulation:QPSK, RB Number: 25, RB Position:HIGH)

| Center Frequency (MHz) | Span (MHz) | RBW (MHz) | Detector | Frequency (MHz) | Power (dBm) | Verdict | Sweep Point |
|------------------------|------------|-----------|----------|-----------------|-------------|---------|-------------|
| 2655 | 40 | 0.051 | RMS | 2655.038 | -29.49 | Pass | 1568 |



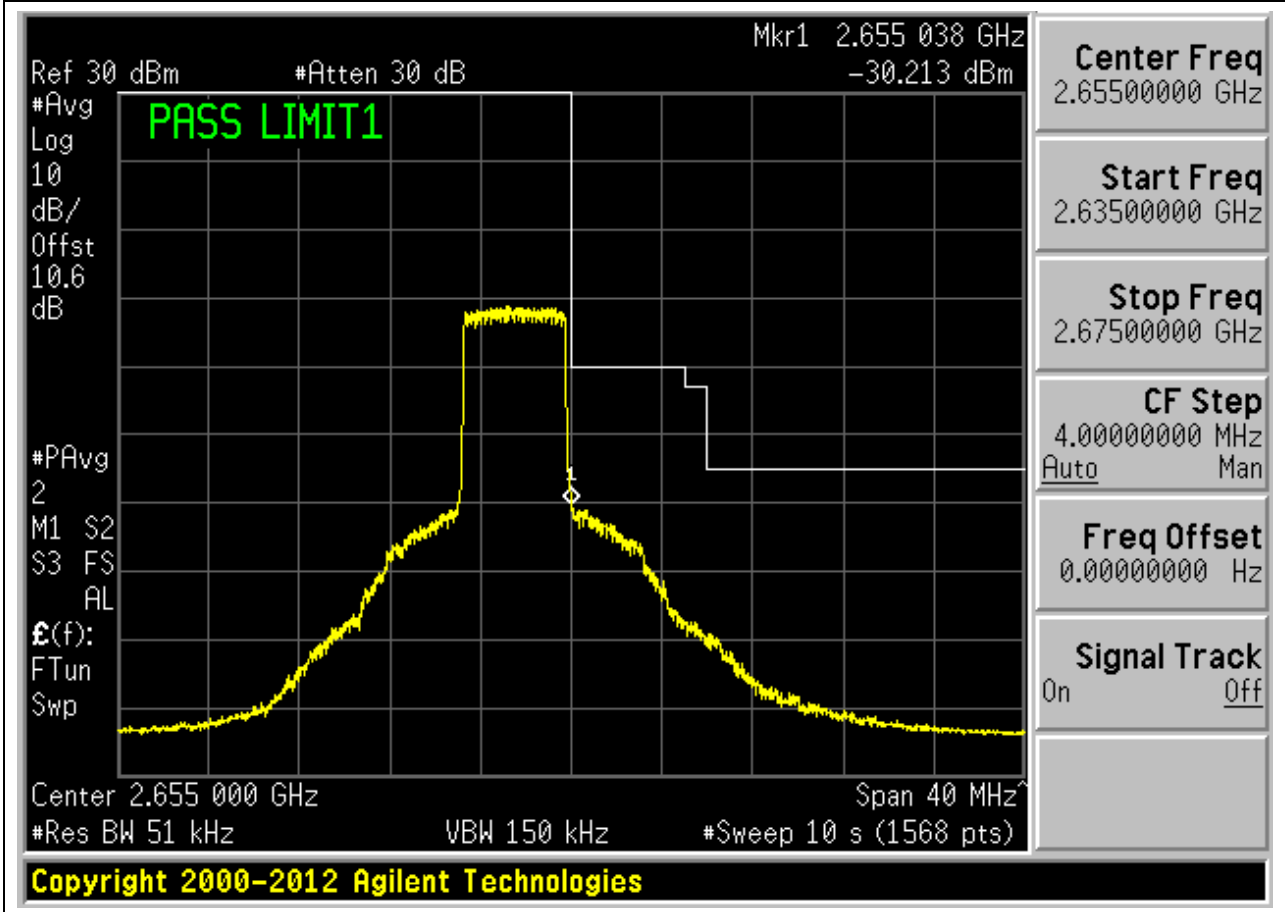
19.7. LTE Band Edge(NTNV)(Subtest:7, Channel:41215, Bandwidth:5, Modulation:Q16, RB Number: 1, RB Position:HIGH)

| Center Frequency (MHz) | Span (MHz) | RBW (MHz) | Detector | Frequency (MHz) | Power (dBm) | Verdict | Sweep Point |
|------------------------|------------|-----------|----------|-----------------|-------------|---------|-------------|
| 2655 | 40 | 0.051 | RMS | 2655.013 | -24.64 | Pass | 1568 |



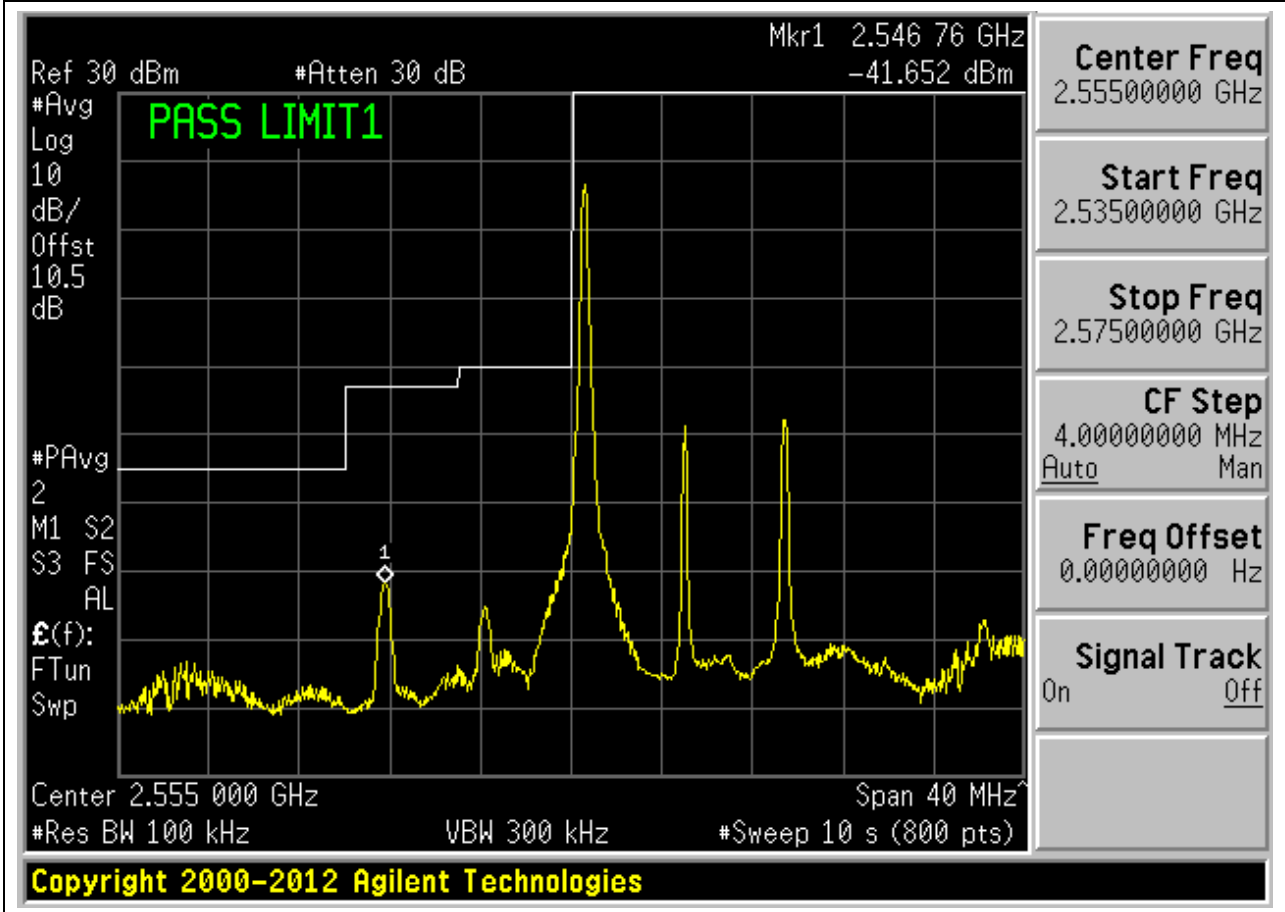
19.8. LTE Band Edge(NTNV)(Subtest:8, Channel:41215, Bandwidth:5, Modulation:Q16, RB Number: 25, RB Position:HIGH)

| Center Frequency (MHz) | Span (MHz) | RBW (MHz) | Detector | Frequency (MHz) | Power (dBm) | Verdict | Sweep Point |
|------------------------|------------|-----------|----------|-----------------|-------------|---------|-------------|
| 2655 | 40 | 0.051 | RMS | 2655.038 | -30.21 | Pass | 1568 |



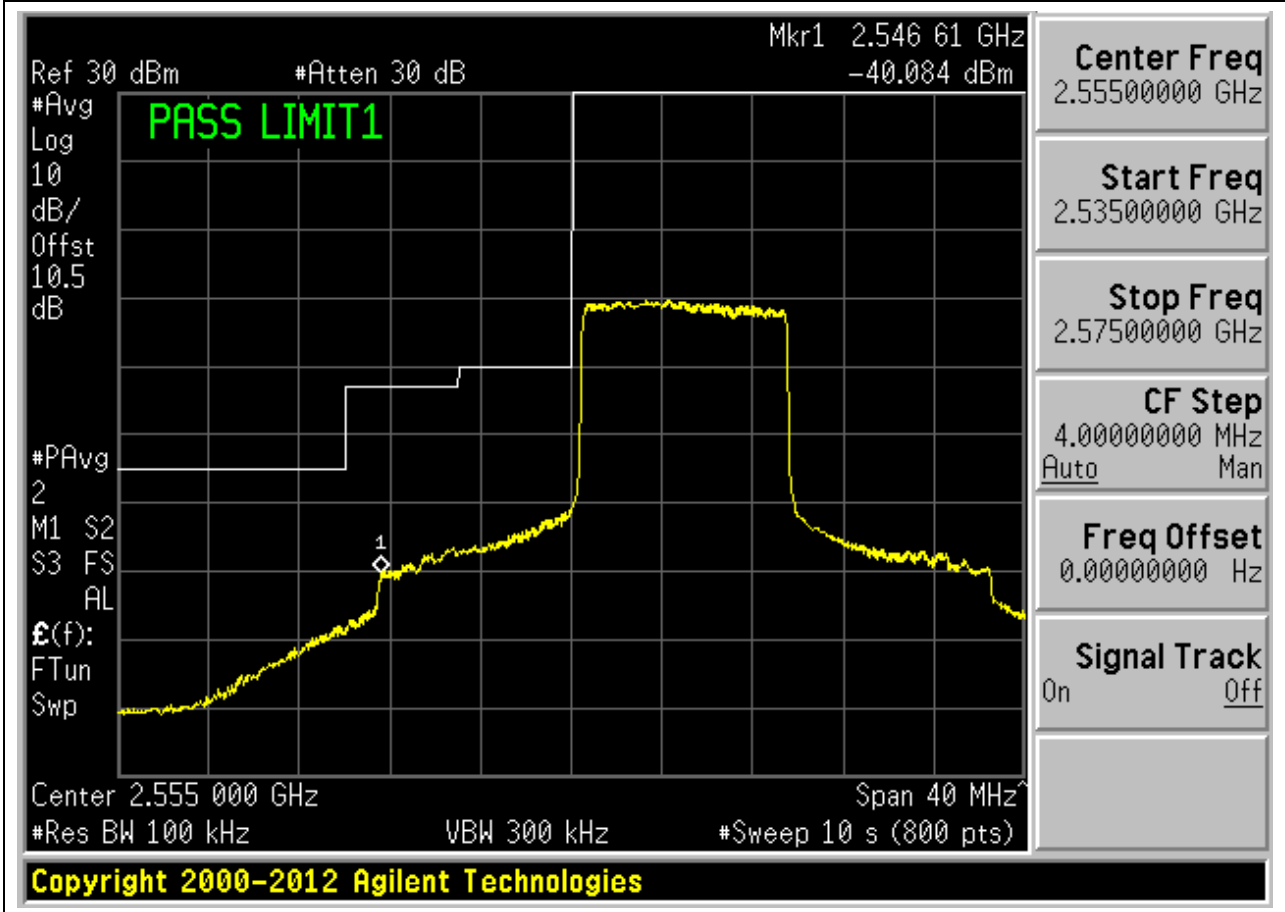
19.9. LTE Band Edge(NTNV)(Subtest:9, Channel:40290, Bandwidth:10, Modulation:QPSK, RB Number: 1, RB Position:LOW)

| Center Frequency (MHz) | Span (MHz) | RBW (MHz) | Detector | Frequency (MHz) | Power (dBm) | Verdict | Sweep Point |
|------------------------|------------|-----------|----------|-----------------|-------------|---------|-------------|
| 2555 | 40 | 0.1 | RMS | 2546.76 | -41.65 | Pass | 800 |



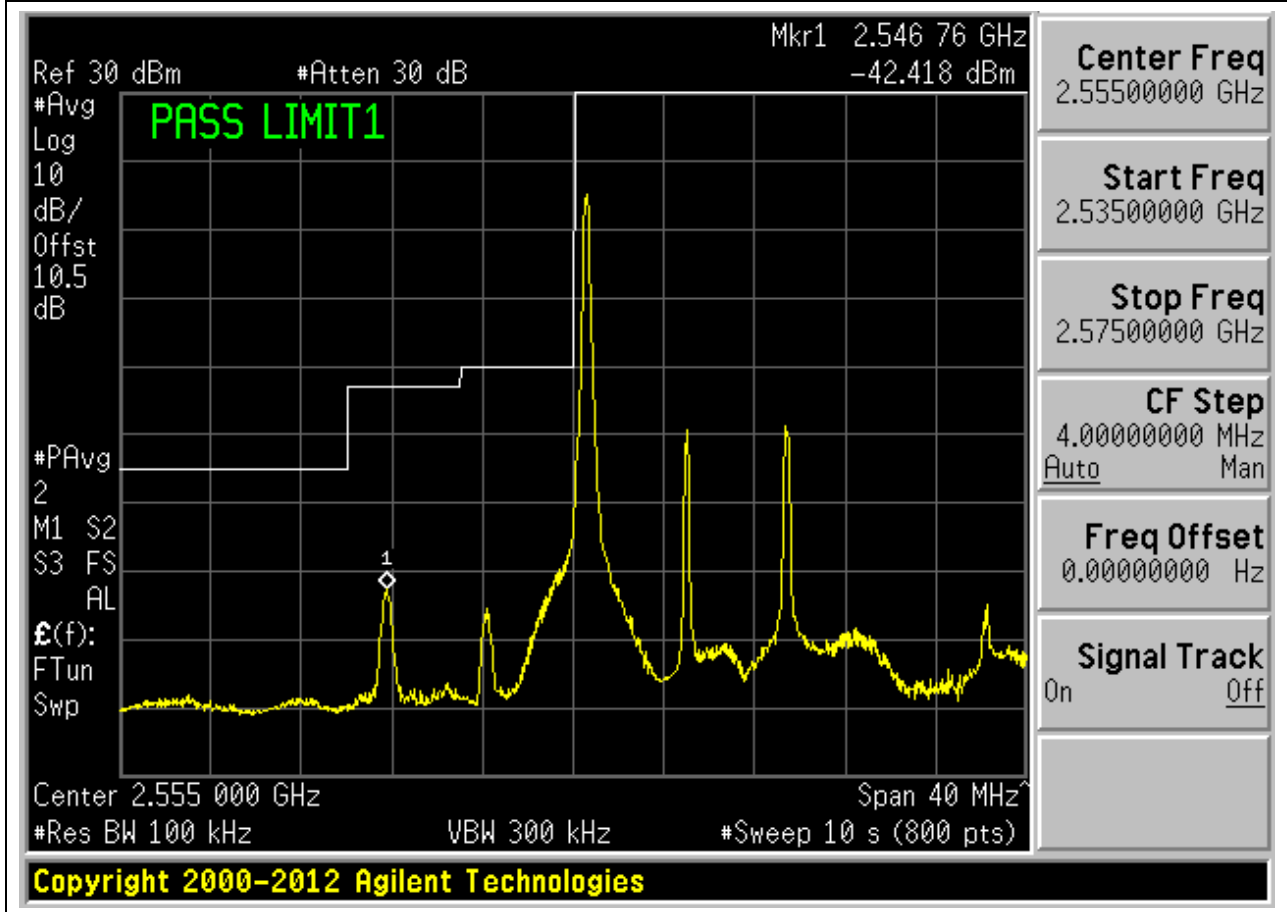
19.10. LTE Band Edge(NTNV)(Subtest:10, Channel:40290, Bandwidth:10, Modulation:QPSK, RB Number: 50, RB Position:LOW)

| Center Frequency (MHz) | Span (MHz) | RBW (MHz) | Detector | Frequency (MHz) | Power (dBm) | Verdict | Sweep Point |
|------------------------|------------|-----------|----------|-----------------|-------------|---------|-------------|
| 2555 | 40 | 0.1 | RMS | 2546.61 | -40.08 | Pass | 800 |



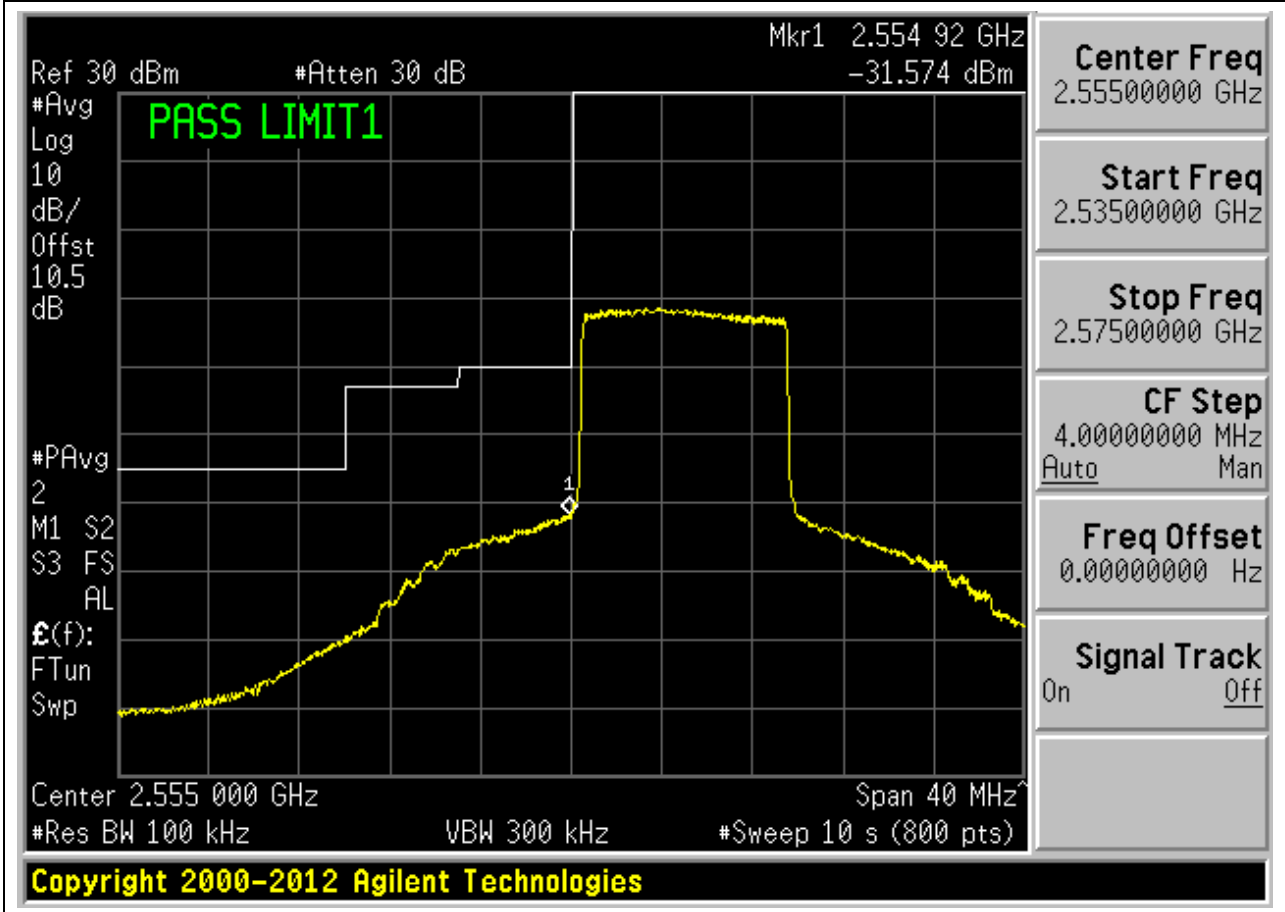
19.11. LTE Band Edge(NTNV)(Subtest:11, Channel:40290, Bandwidth:10, Modulation:Q16, RB Number: 1, RB Position:LOW)

| Center Frequency (MHz) | Span (MHz) | RBW (MHz) | Detector | Frequency (MHz) | Power (dBm) | Verdict | Sweep Point |
|------------------------|------------|-----------|----------|-----------------|-------------|---------|-------------|
| 2555 | 40 | 0.1 | RMS | 2546.76 | -42.42 | Pass | 800 |



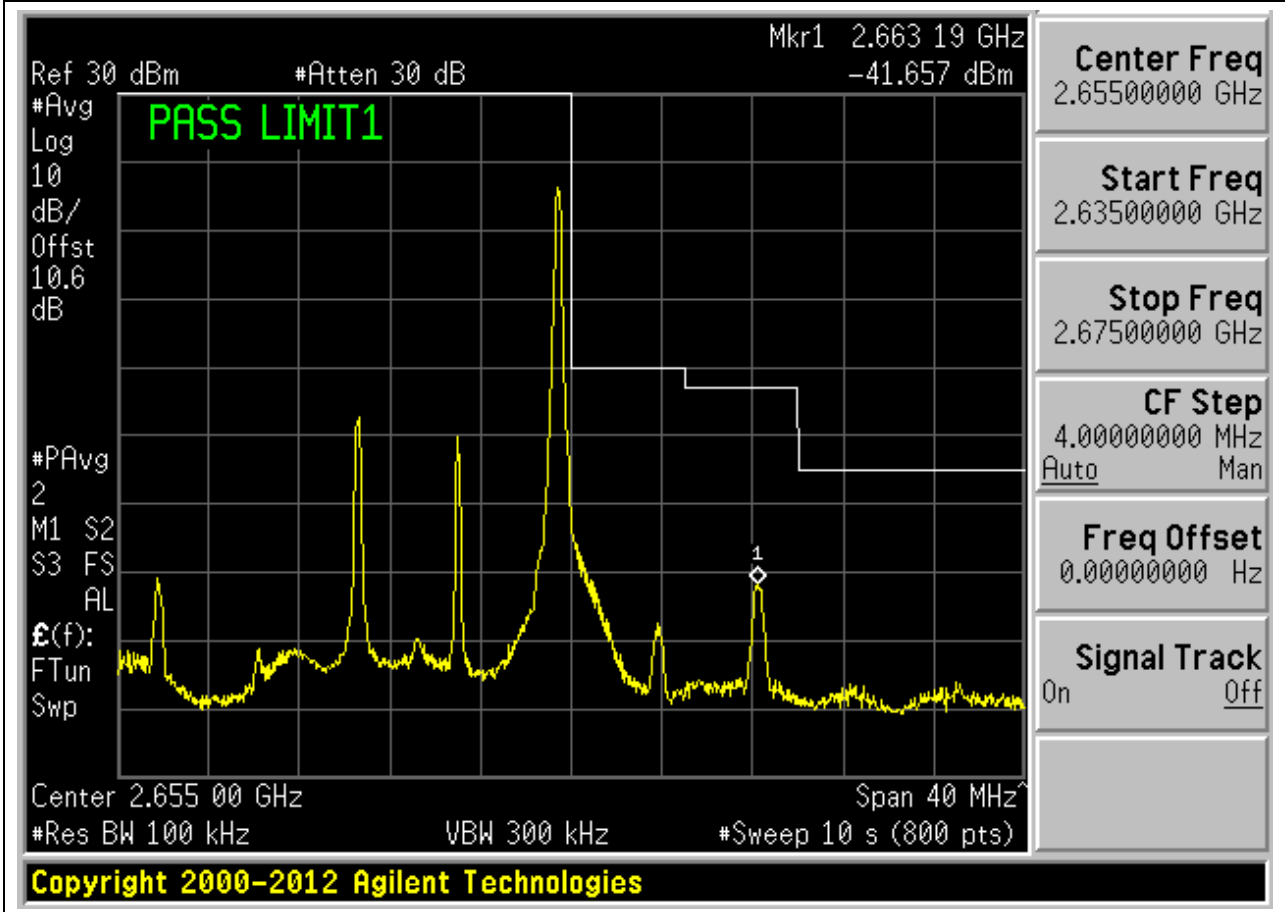
19.12. LTE Band Edge(NTNV)(Subtest:12, Channel:40290, Bandwidth:10, Modulation:Q16, RB Number: 50, RB Position:LOW)

| Center Frequency (MHz) | Span (MHz) | RBW (MHz) | Detector | Frequency (MHz) | Power (dBm) | Verdict | Sweep Point |
|------------------------|------------|-----------|----------|-----------------|-------------|---------|-------------|
| 2555 | 40 | 0.1 | RMS | 2554.92 | -31.57 | Pass | 800 |



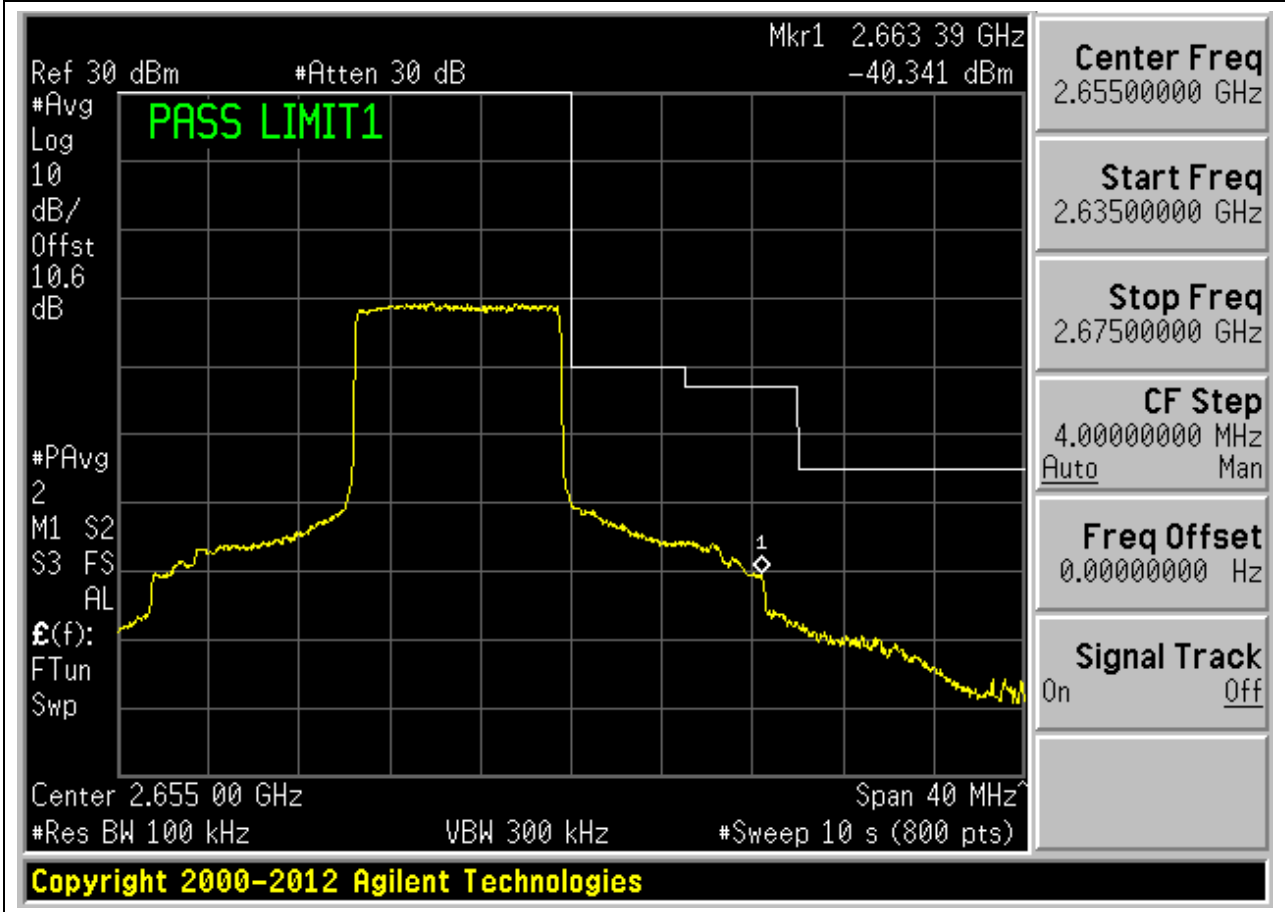
19.13. LTE Band Edge(NTNV)(Subtest:13, Channel:41190, Bandwidth:10, Modulation:QPSK, RB Number: 1, RB Position:HIGH)

| Center Frequency (MHz) | Span (MHz) | RBW (MHz) | Detector | Frequency (MHz) | Power (dBm) | Verdict | Sweep Point |
|------------------------|------------|-----------|----------|-----------------|-------------|---------|-------------|
| 2655 | 40 | 0.1 | RMS | 2663.19 | -41.66 | Pass | 800 |



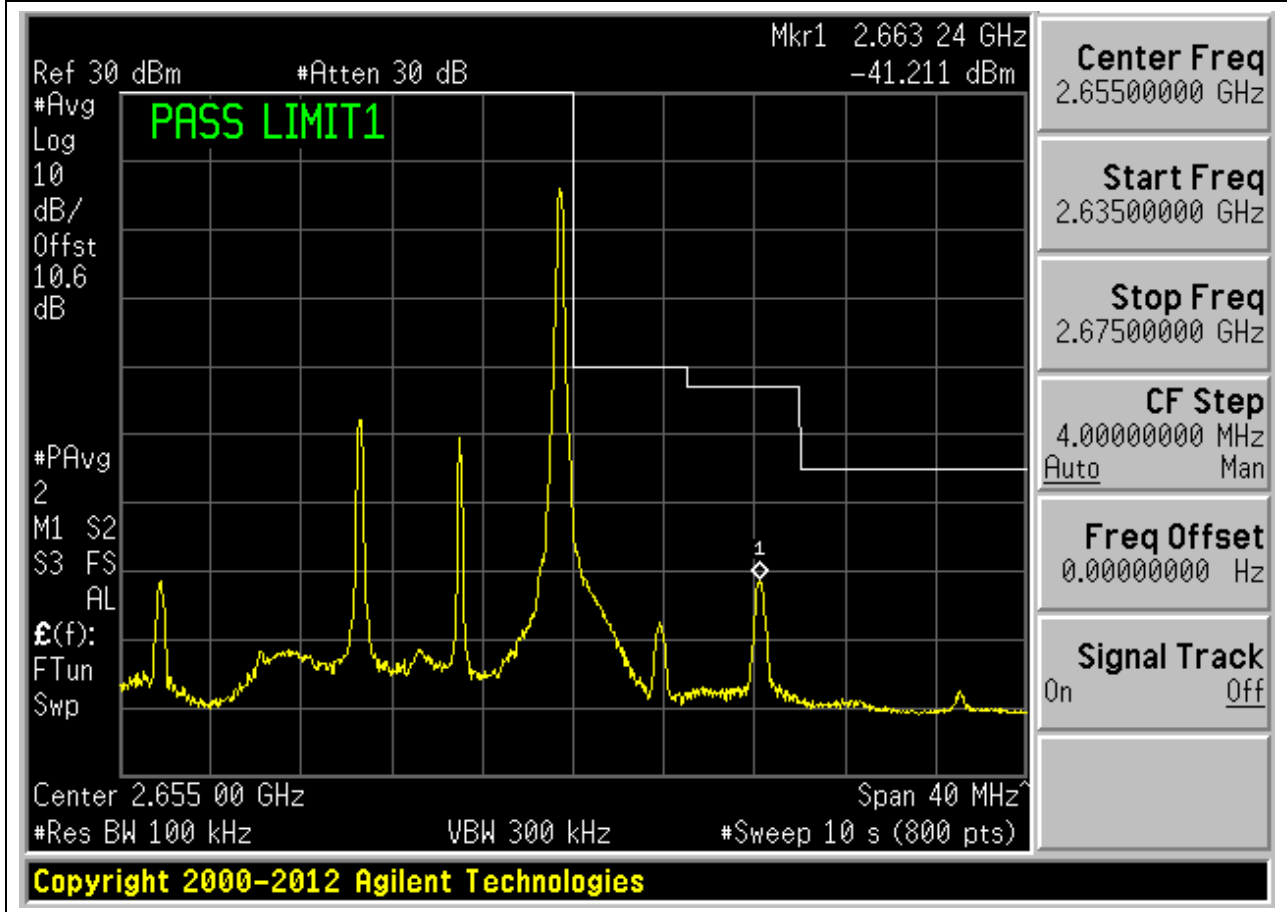
19.14. LTE Band Edge(NTNV)(Subtest:14, Channel:41190, Bandwidth:10, Modulation:QPSK, RB Number: 50, RB Position:HIGH)

| Center Frequency (MHz) | Span (MHz) | RBW (MHz) | Detector | Frequency (MHz) | Power (dBm) | Verdict | Sweep Point |
|------------------------|------------|-----------|----------|-----------------|-------------|---------|-------------|
| 2655 | 40 | 0.1 | RMS | 2663.39 | -40.34 | Pass | 800 |



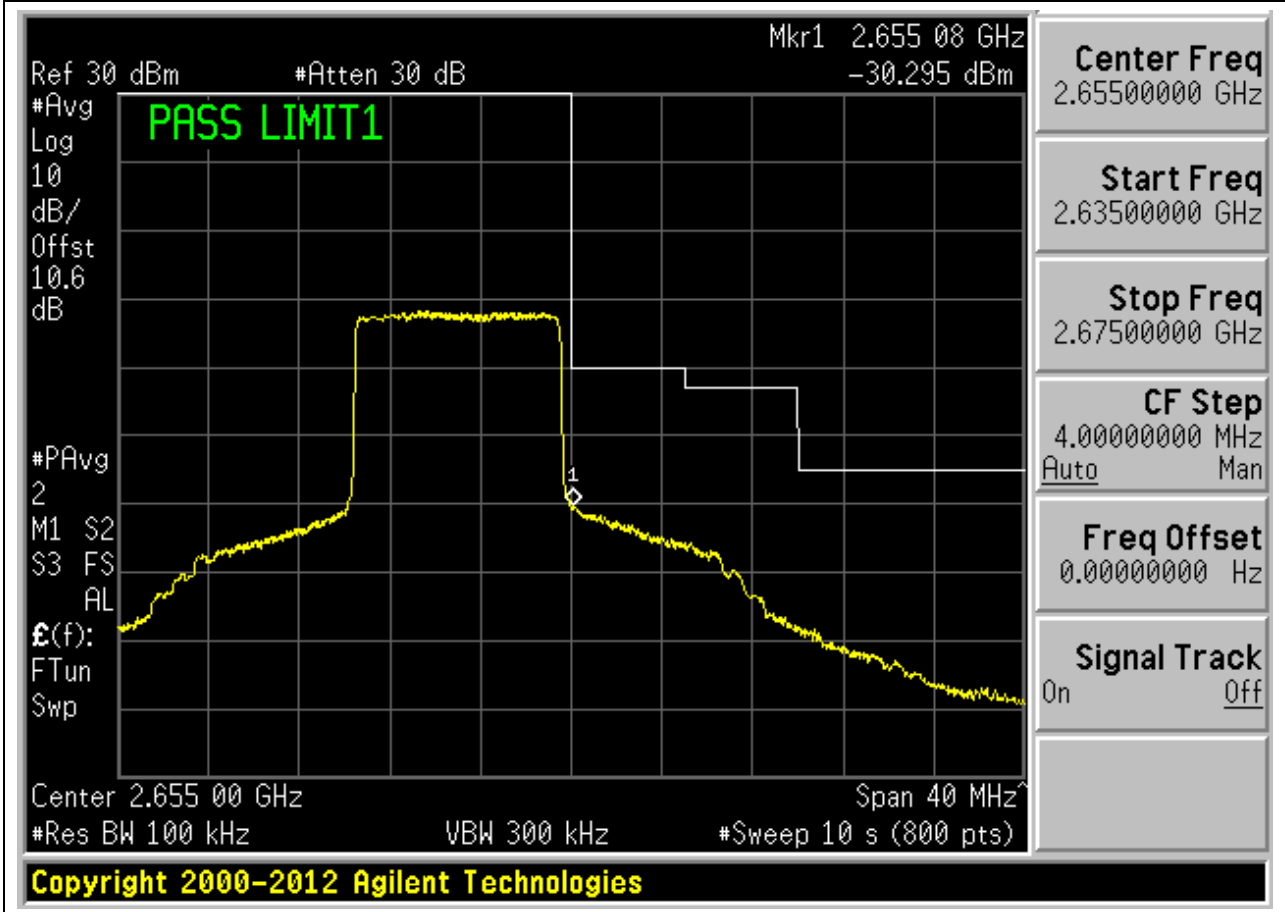
19.15. LTE Band Edge(NTNV)(Subtest:15, Channel:41190, Bandwidth:10, Modulation:Q16, RB Number: 1, RB Position:HIGH)

| Center Frequency (MHz) | Span (MHz) | RBW (MHz) | Detector | Frequency (MHz) | Power (dBm) | Verdict | Sweep Point |
|------------------------|------------|-----------|----------|-----------------|-------------|---------|-------------|
| 2655 | 40 | 0.1 | RMS | 2663.24 | -41.21 | Pass | 800 |



19.16. LTE Band Edge(NTNV)(Subtest:16, Channel:41190, Bandwidth:10, Modulation:Q16, RB Number: 50, RB Position:HIGH)

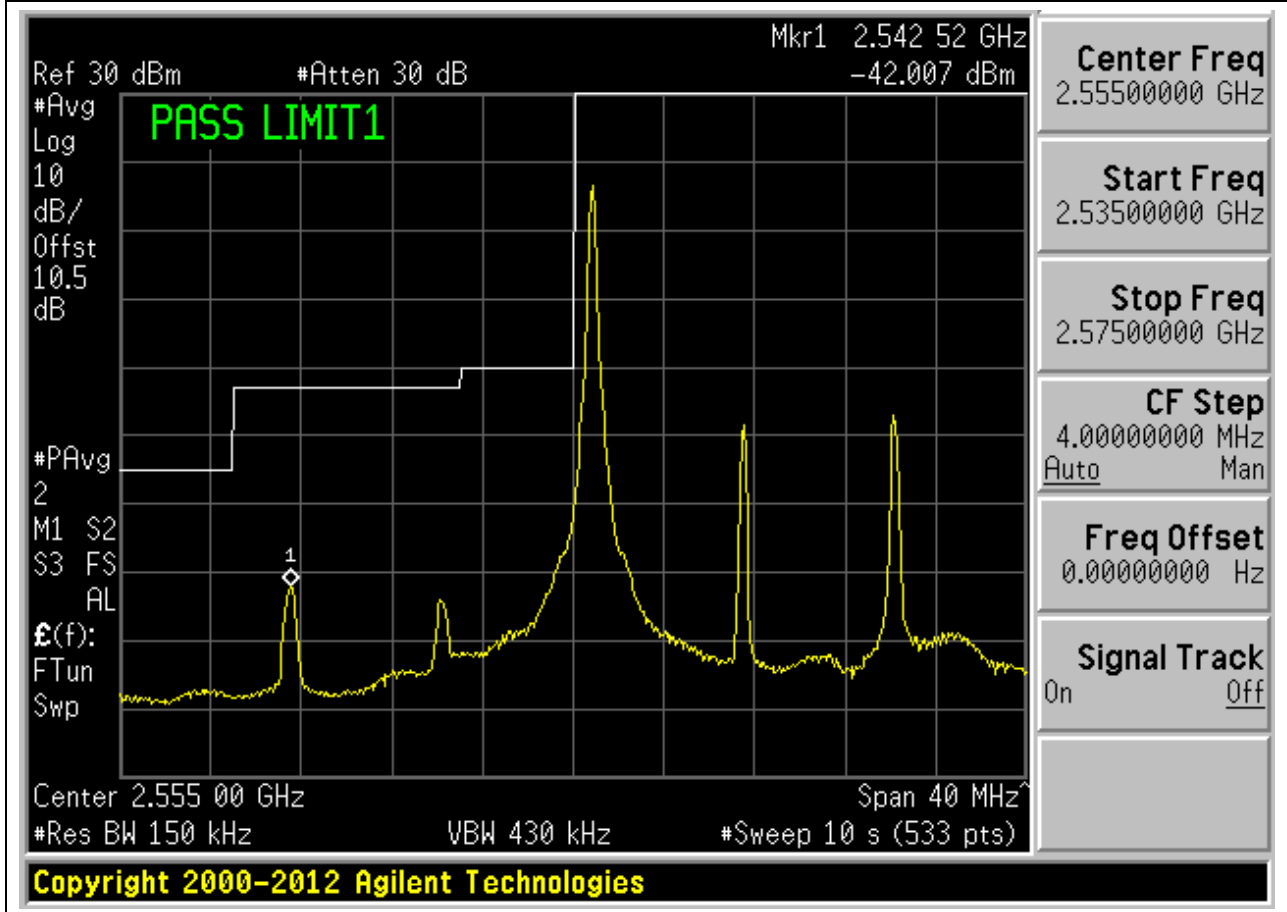
| Center Frequency (MHz) | Span (MHz) | RBW (MHz) | Detector | Frequency (MHz) | Power (dBm) | Verdict | Sweep Point |
|------------------------|------------|-----------|----------|-----------------|-------------|---------|-------------|
| 2655 | 40 | 0.1 | RMS | 2655.08 | -30.3 | Pass | 800 |



| |
|--|
| Center Freq 2.65500000 GHz |
| Start Freq 2.63500000 GHz |
| Stop Freq 2.67500000 GHz |
| CF Step 4.00000000 MHz Auto Man |
| Freq Offset 0.00000000 Hz |
| Signal Track On Off |

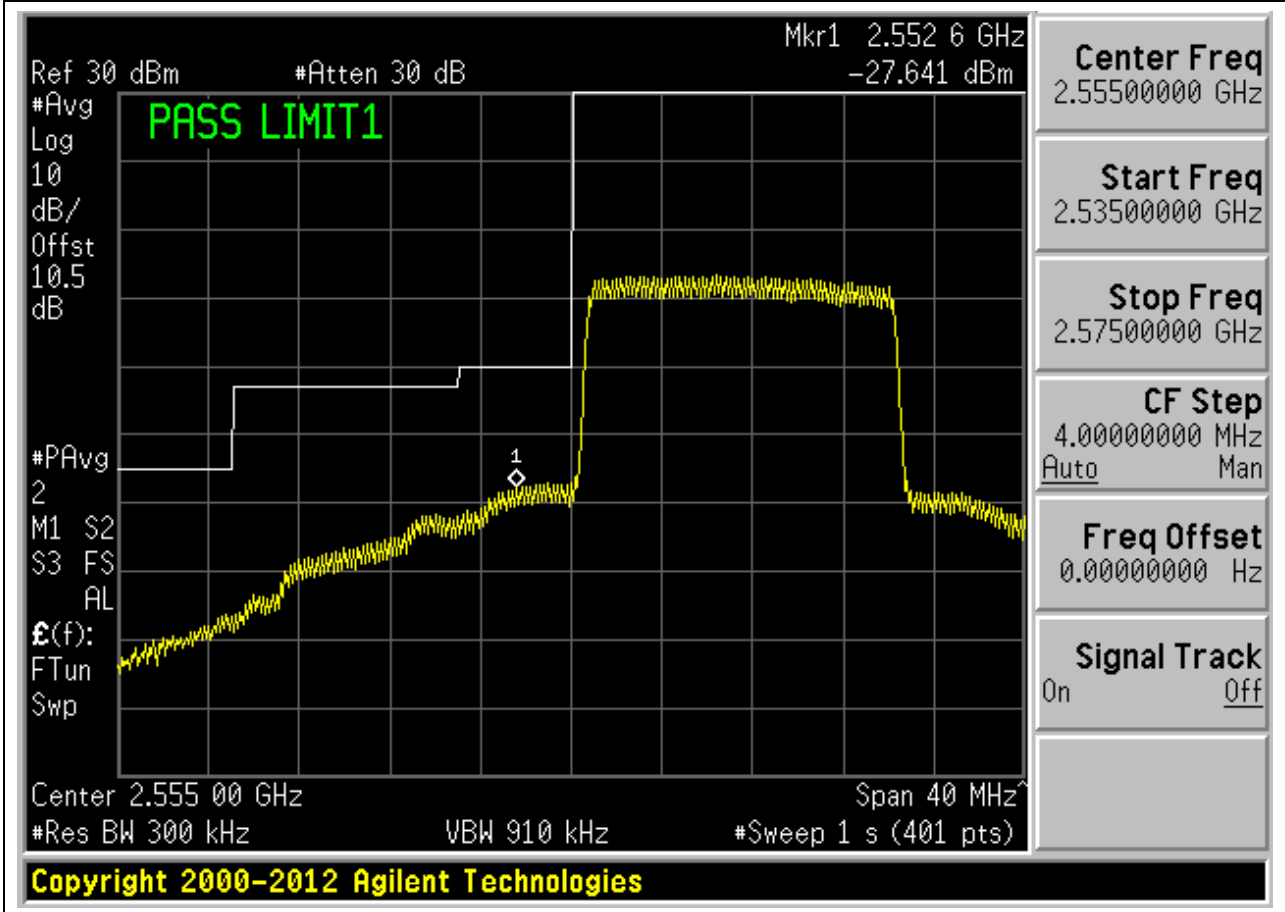
19.17. LTE Band Edge(NTNV)(Subtest:17, Channel:40315, Bandwidth:15, Modulation:QPSK, RB Number: 1, RB Position:LOW)

| Center Frequency (MHz) | Span (MHz) | RBW (MHz) | Detector | Frequency (MHz) | Power (dBm) | Verdict | Sweep Point |
|------------------------|------------|-----------|----------|-----------------|-------------|---------|-------------|
| 2555 | 40 | 0.15 | RMS | 2542.52 | -42.01 | Pass | 533 |



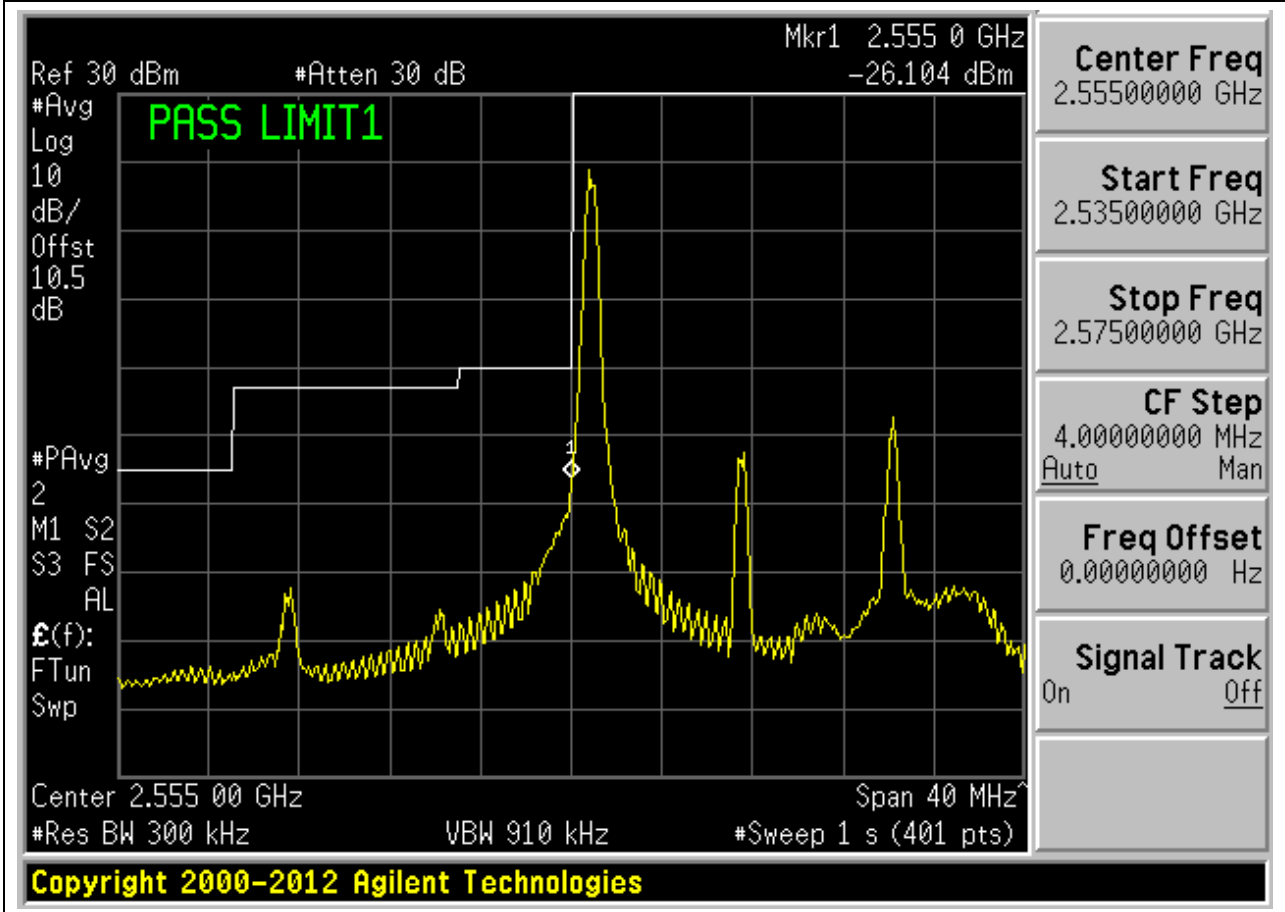
19.18. LTE Band Edge(NTNV)(Subtest:18, Channel:40315, Bandwidth:15, Modulation:QPSK, RB Number: 75, RB Position:LOW)

| Center Frequency (MHz) | Span (MHz) | RBW (MHz) | Detector | Frequency (MHz) | Power (dBm) | Verdict | Sweep Point |
|------------------------|------------|-----------|----------|-----------------|-------------|---------|-------------|
| 2555 | 40 | 0.3 | RMS | 2552.6 | -27.64 | Pass | 401 |



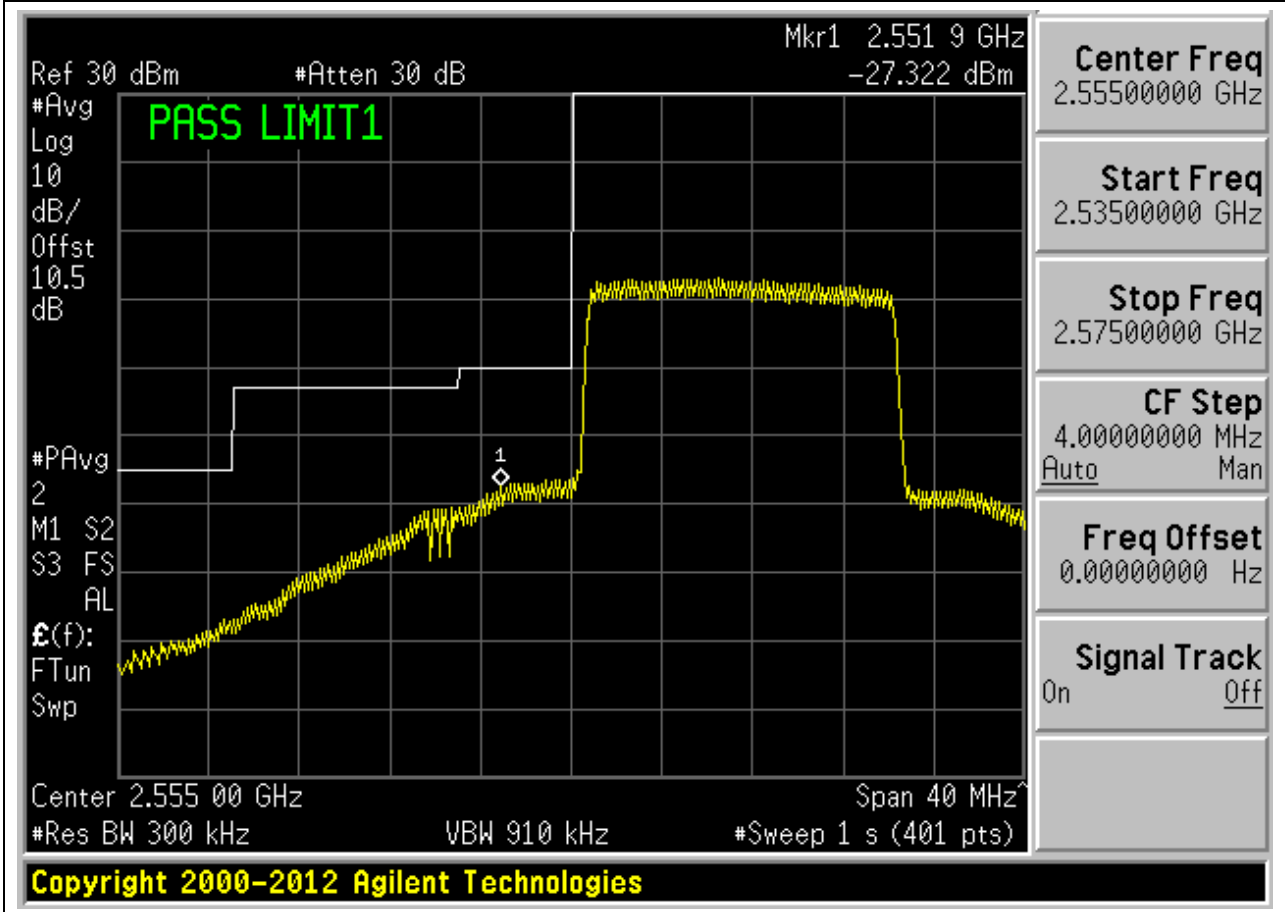
19.19. LTE Band Edge(NTNV)(Subtest:19, Channel:40315, Bandwidth:15, Modulation:Q16, RB Number: 1, RB Position:LOW)

| Center Frequency (MHz) | Span (MHz) | RBW (MHz) | Detector | Frequency (MHz) | Power (dBm) | Verdict | Sweep Point |
|------------------------|------------|-----------|----------|-----------------|-------------|---------|-------------|
| 2555 | 40 | 0.3 | RMS | 2555 | -26.1 | Pass | 401 |



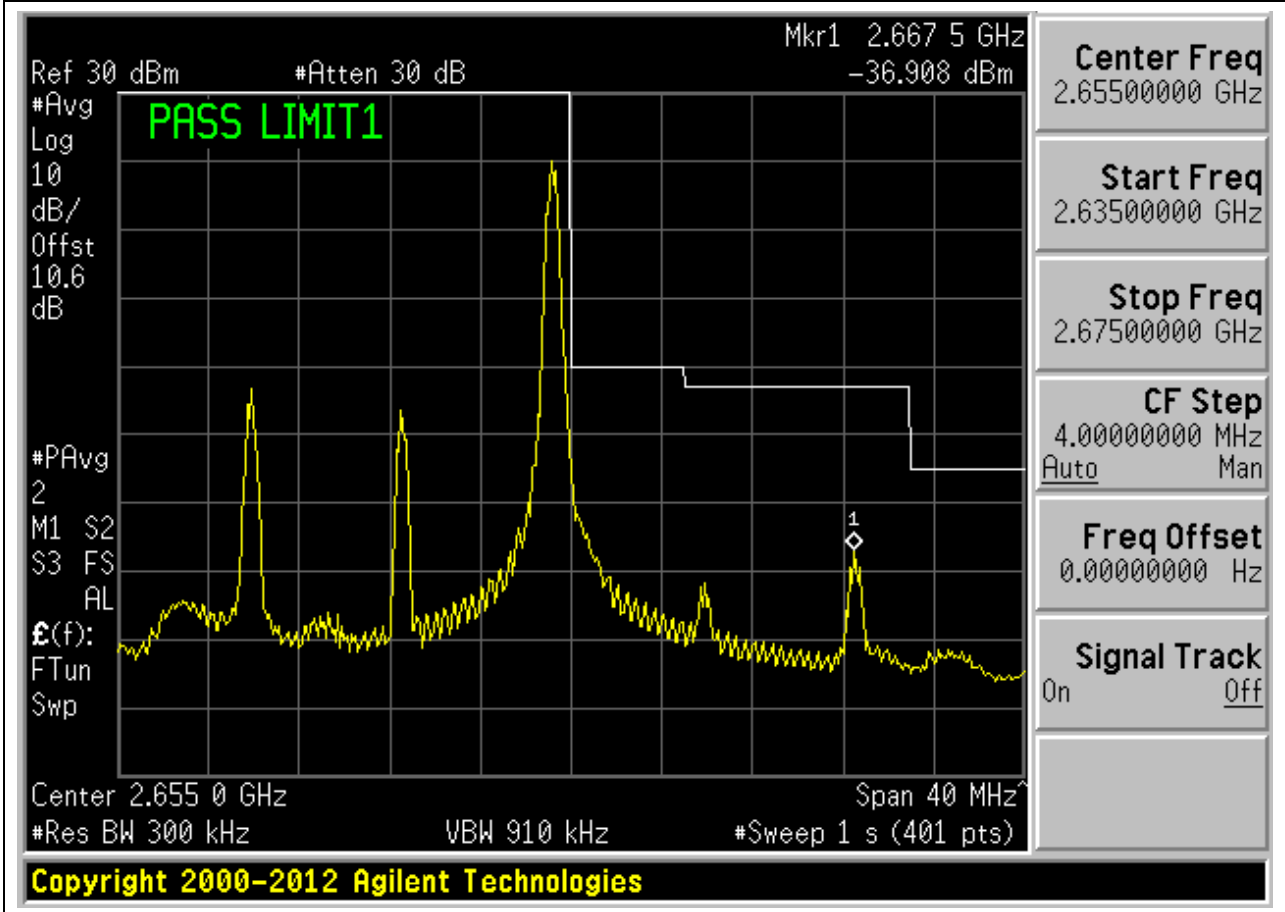
19.20. LTE Band Edge(NTNV)(Subtest:20, Channel:40315, Bandwidth:15, Modulation:Q16, RB Number: 75, RB Position:LOW)

| Center Frequency (MHz) | Span (MHz) | RBW (MHz) | Detector | Frequency (MHz) | Power (dBm) | Verdict | Sweep Point |
|------------------------|------------|-----------|----------|-----------------|-------------|---------|-------------|
| 2555 | 40 | 0.3 | RMS | 2551.9 | -27.32 | Pass | 401 |



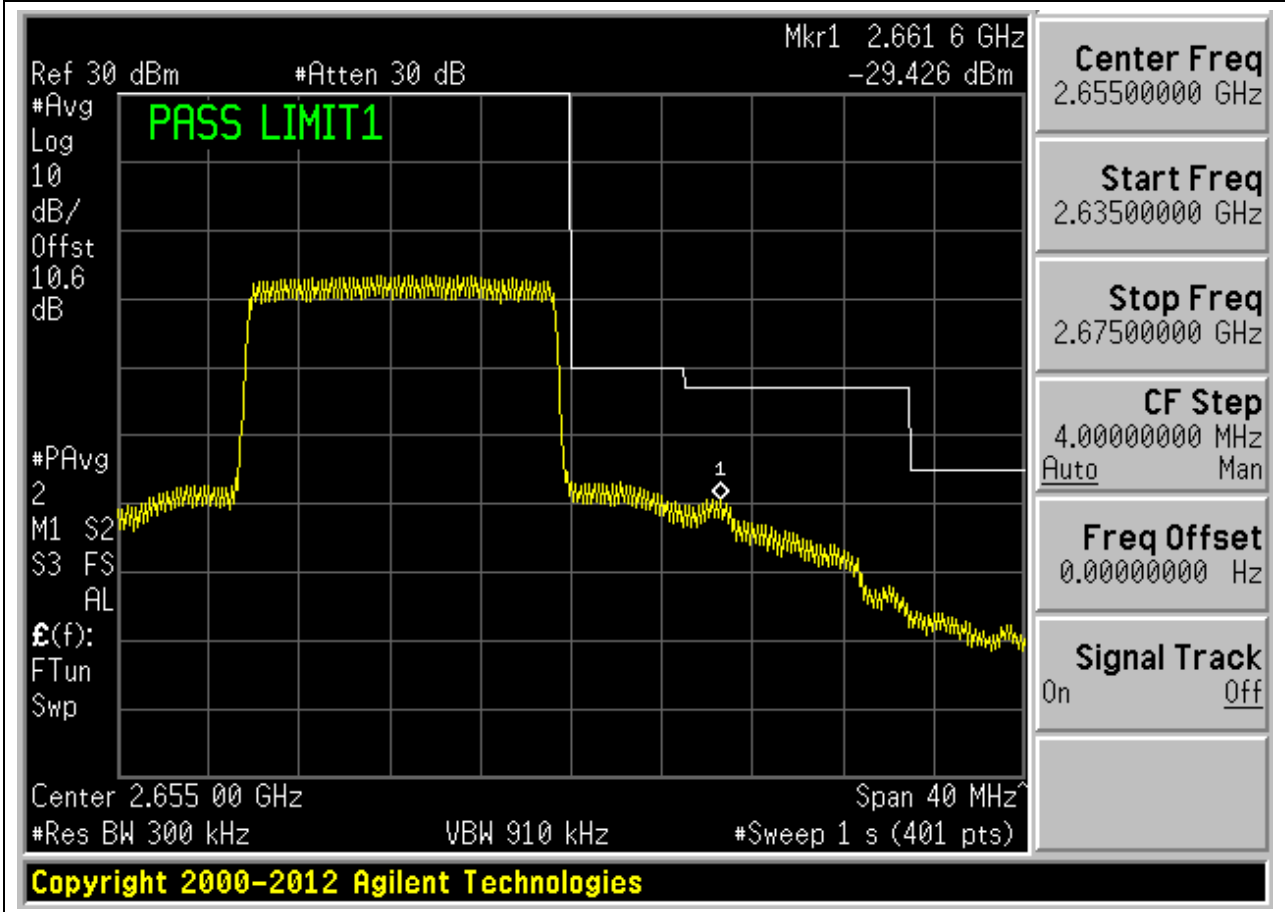
19.21. LTE Band Edge(NTNV)(Subtest:21, Channel:41165, Bandwidth:15, Modulation:QPSK, RB Number: 1, RB Position:HIGH)

| Center Frequency (MHz) | Span (MHz) | RBW (MHz) | Detector | Frequency (MHz) | Power (dBm) | Verdict | Sweep Point |
|------------------------|------------|-----------|----------|-----------------|-------------|---------|-------------|
| 2655 | 40 | 0.3 | RMS | 2667.5 | -36.91 | Pass | 401 |



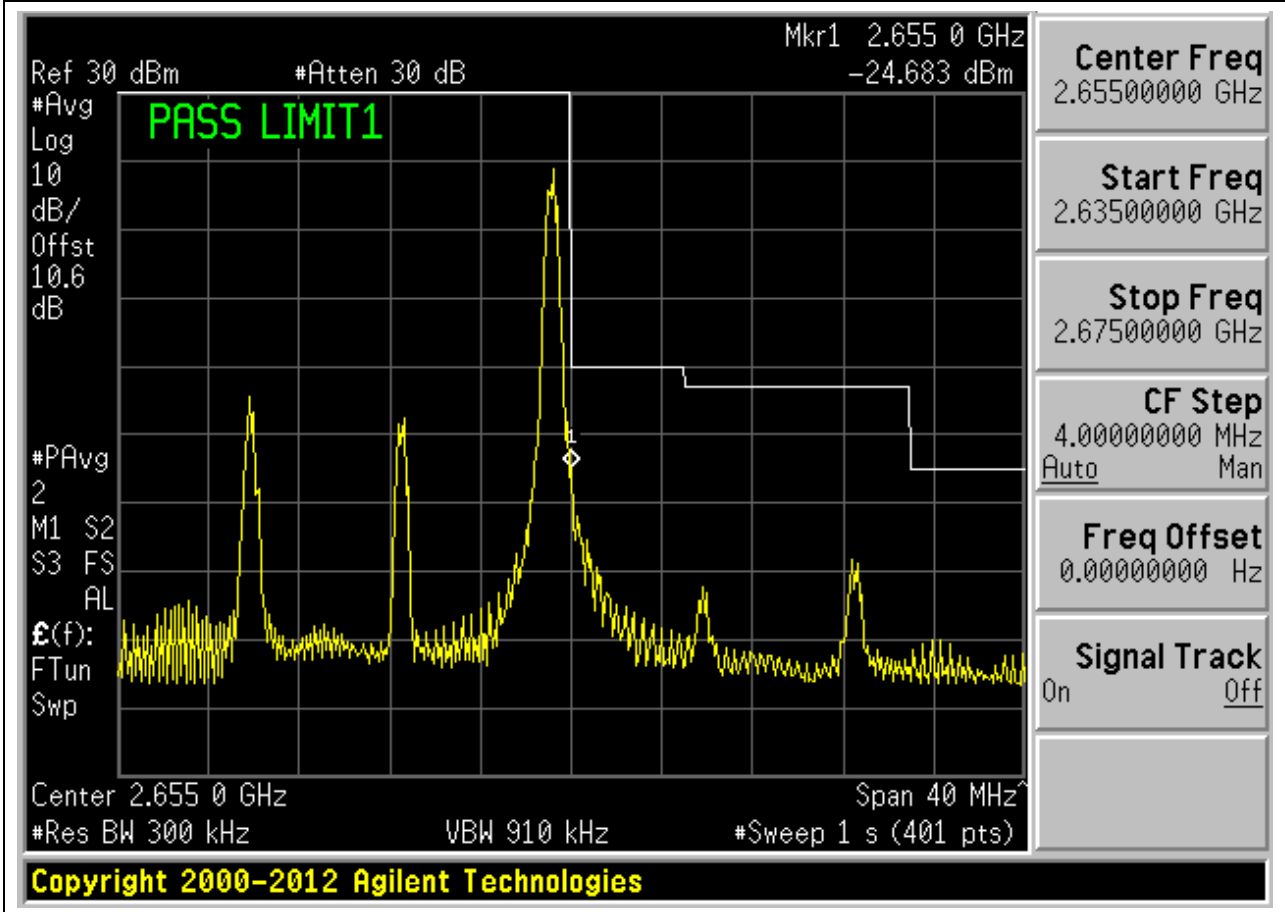
19.22. LTE Band Edge(NTNV)(Subtest:22, Channel:41165, Bandwidth:15, Modulation:QPSK, RB Number: 75, RB Position:HIGH)

| Center Frequency (MHz) | Span (MHz) | RBW (MHz) | Detector | Frequency (MHz) | Power (dBm) | Verdict | Sweep Point |
|------------------------|------------|-----------|----------|-----------------|-------------|---------|-------------|
| 2655 | 40 | 0.3 | RMS | 2661.6 | -29.43 | Pass | 401 |



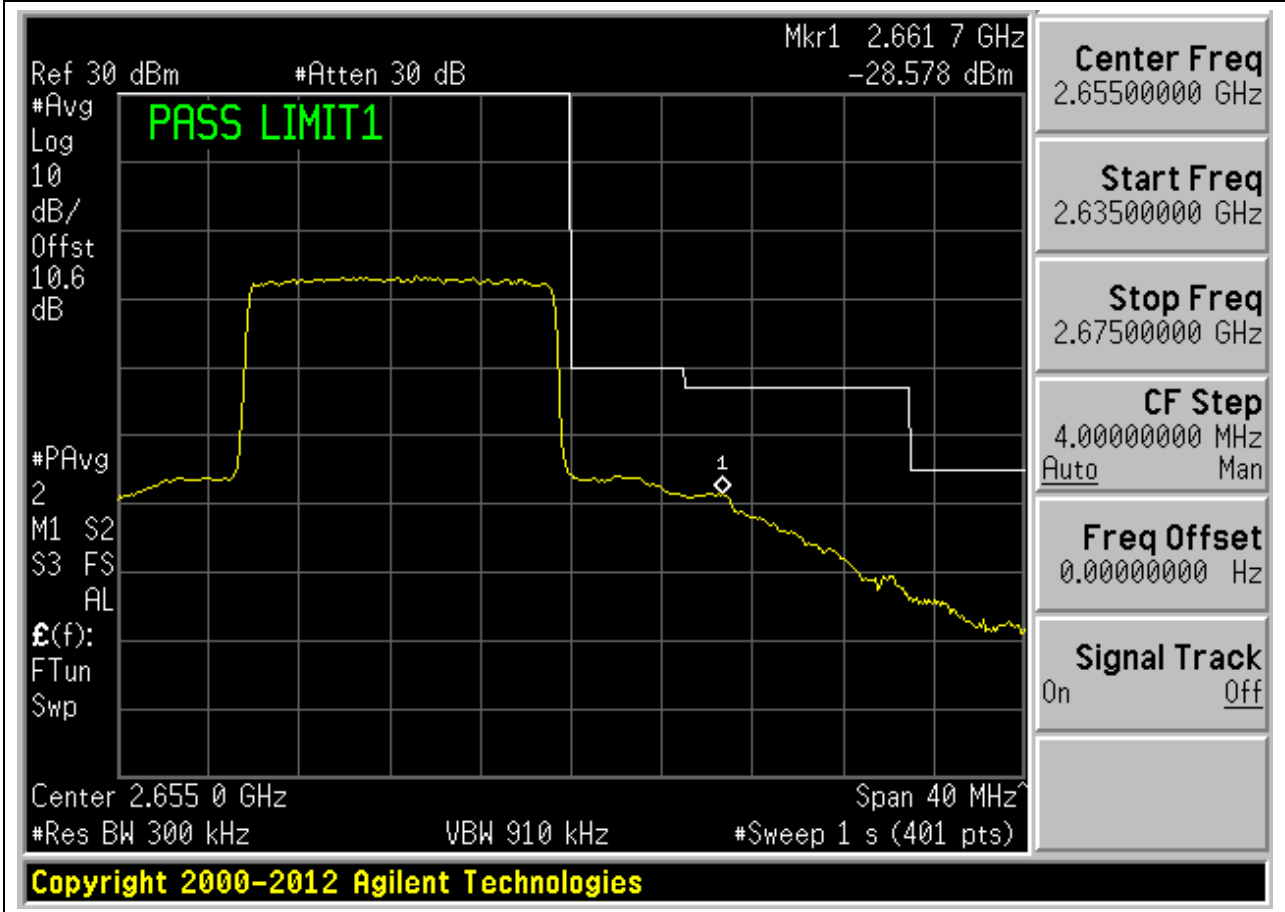
19.23. LTE Band Edge(NTNV)(Subtest:23, Channel:41165, Bandwidth:15, Modulation:Q16, RB Number: 1, RB Position:HIGH)

| Center Frequency (MHz) | Span (MHz) | RBW (MHz) | Detector | Frequency (MHz) | Power (dBm) | Verdict | Sweep Point |
|------------------------|------------|-----------|----------|-----------------|-------------|---------|-------------|
| 2655 | 40 | 0.3 | RMS | 2655 | -24.68 | Pass | 401 |



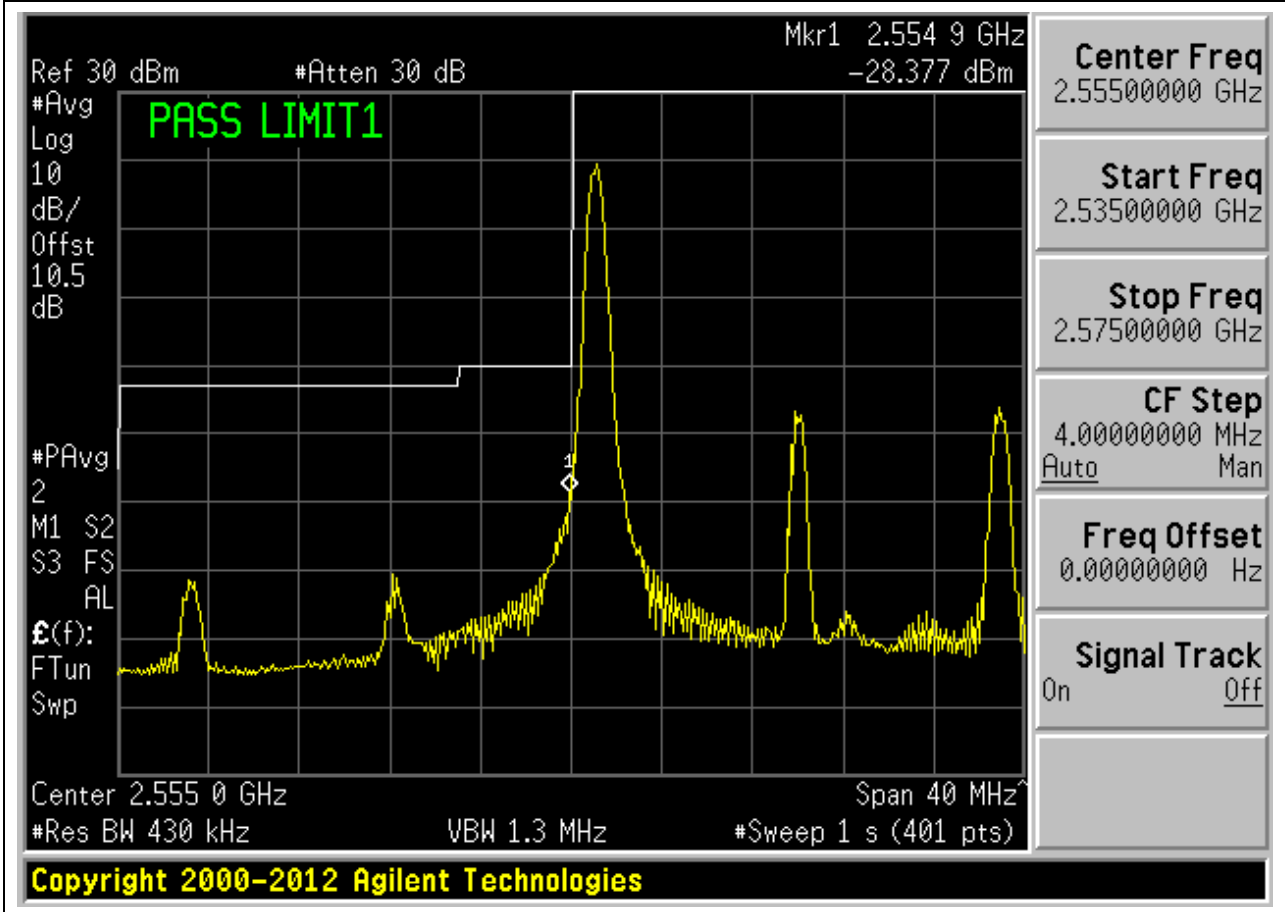
19.24. LTE Band Edge(NTNV)(Subtest:24, Channel:41165, Bandwidth:15, Modulation:Q16, RB Number: 75, RB Position:HIGH)

| Center Frequency (MHz) | Span (MHz) | RBW (MHz) | Detector | Frequency (MHz) | Power (dBm) | Verdict | Sweep Point |
|------------------------|------------|-----------|----------|-----------------|-------------|---------|-------------|
| 2655 | 40 | 0.3 | RMS | 2661.7 | -28.58 | Pass | 401 |



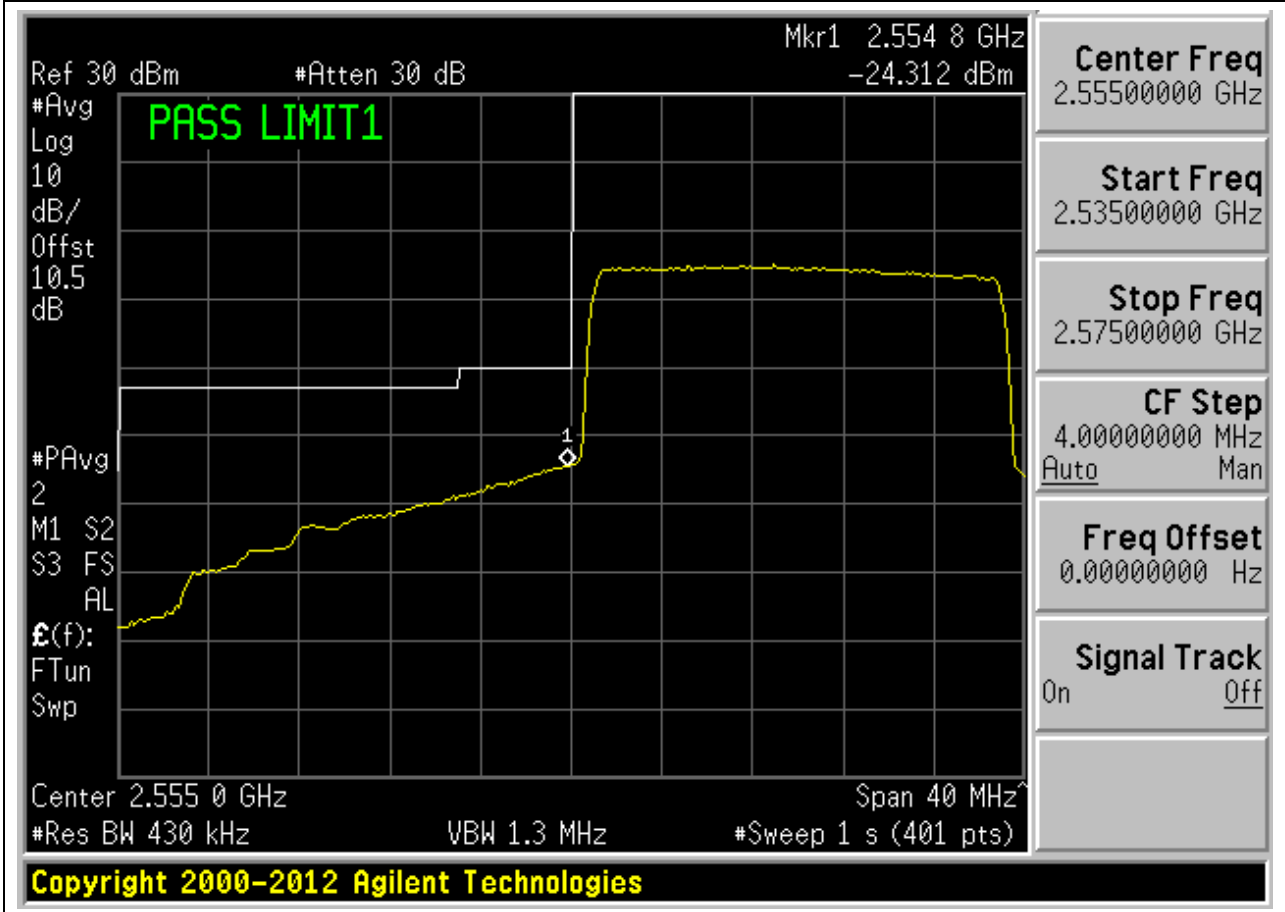
19.25. LTE Band Edge(NTNV)(Subtest:25, Channel:40340, Bandwidth:20, Modulation:QPSK, RB Number: 1, RB Position:LOW)

| Center Frequency (MHz) | Span (MHz) | RBW (MHz) | Detector | Frequency (MHz) | Power (dBm) | Verdict | Sweep Point |
|------------------------|------------|-----------|----------|-----------------|-------------|---------|-------------|
| 2555 | 40 | 0.43 | RMS | 2554.9 | -28.38 | Pass | 401 |



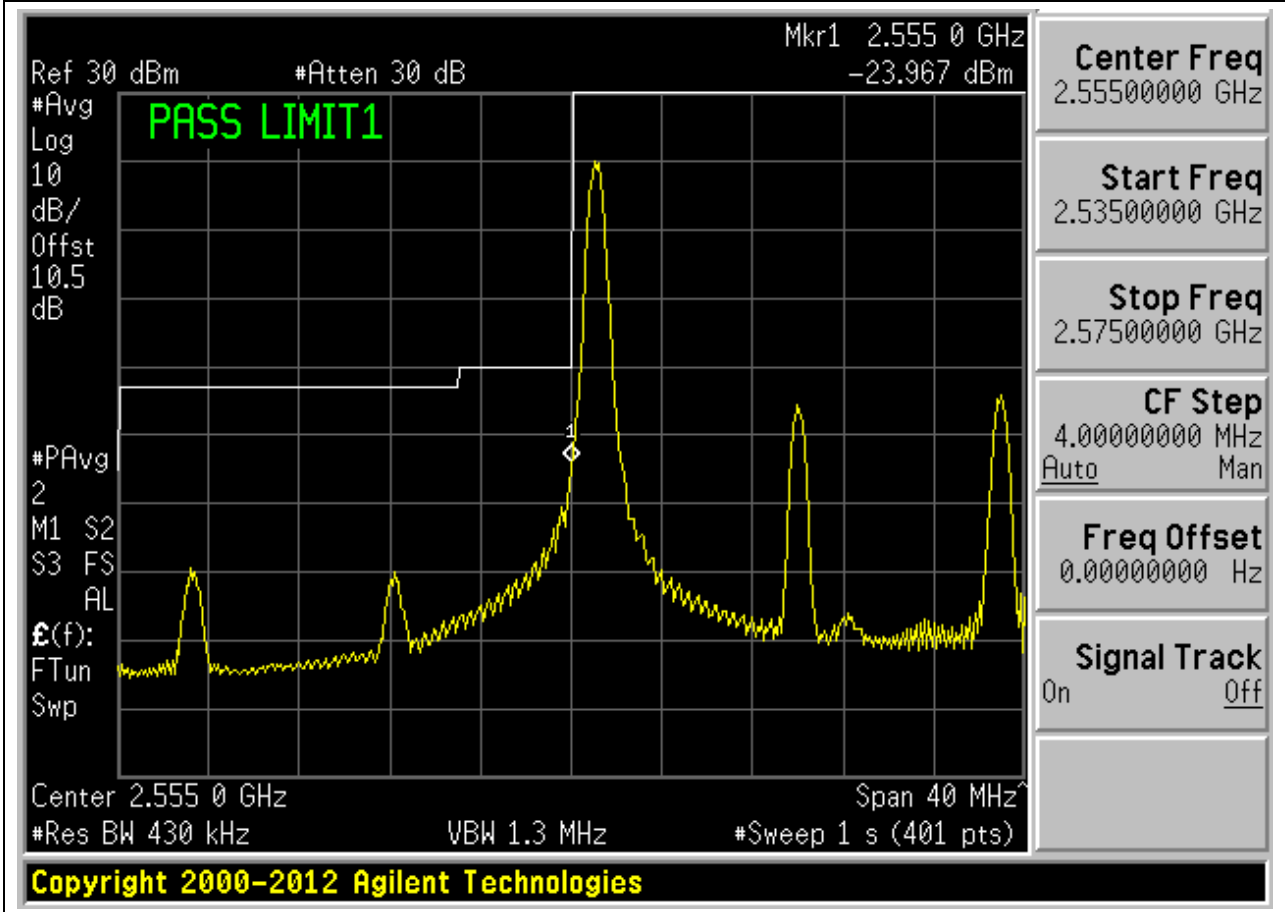
19.26. LTE Band Edge(NTNV)(Subtest:26, Channel:40340, Bandwidth:20, Modulation:QPSK, RB Number: 100, RB Position:LOW)

| Center Frequency (MHz) | Span (MHz) | RBW (MHz) | Detector | Frequency (MHz) | Power (dBm) | Verdict | Sweep Point |
|------------------------|------------|-----------|----------|-----------------|-------------|---------|-------------|
| 2555 | 40 | 0.43 | RMS | 2554.8 | -24.31 | Pass | 401 |



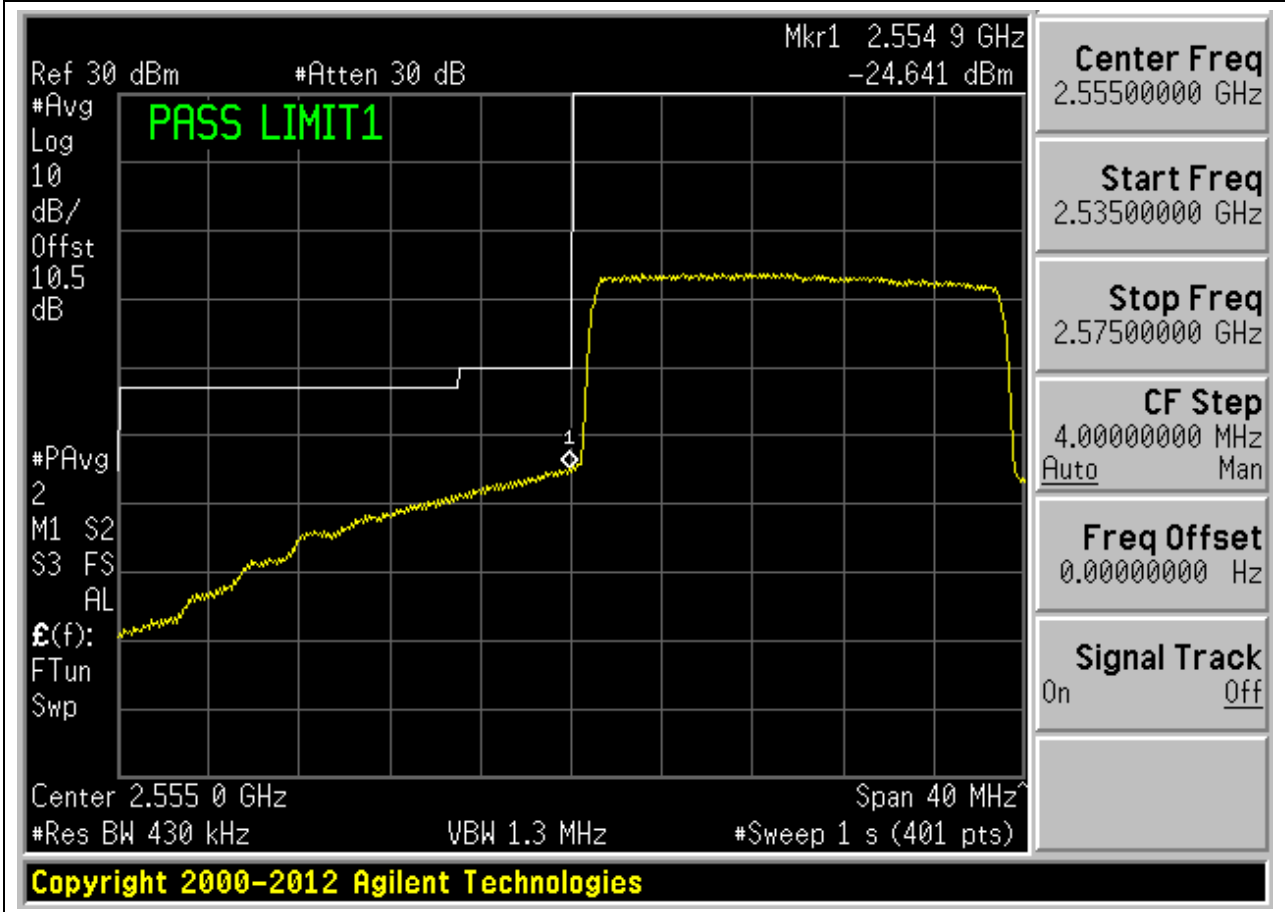
19.27. LTE Band Edge(NTNV)(Subtest:27, Channel:40340, Bandwidth:20, Modulation:Q16, RB Number: 1, RB Position:LOW)

| Center Frequency (MHz) | Span (MHz) | RBW (MHz) | Detector | Frequency (MHz) | Power (dBm) | Verdict | Sweep Point |
|------------------------|------------|-----------|----------|-----------------|-------------|---------|-------------|
| 2555 | 40 | 0.43 | RMS | 2555 | -23.97 | Pass | 401 |



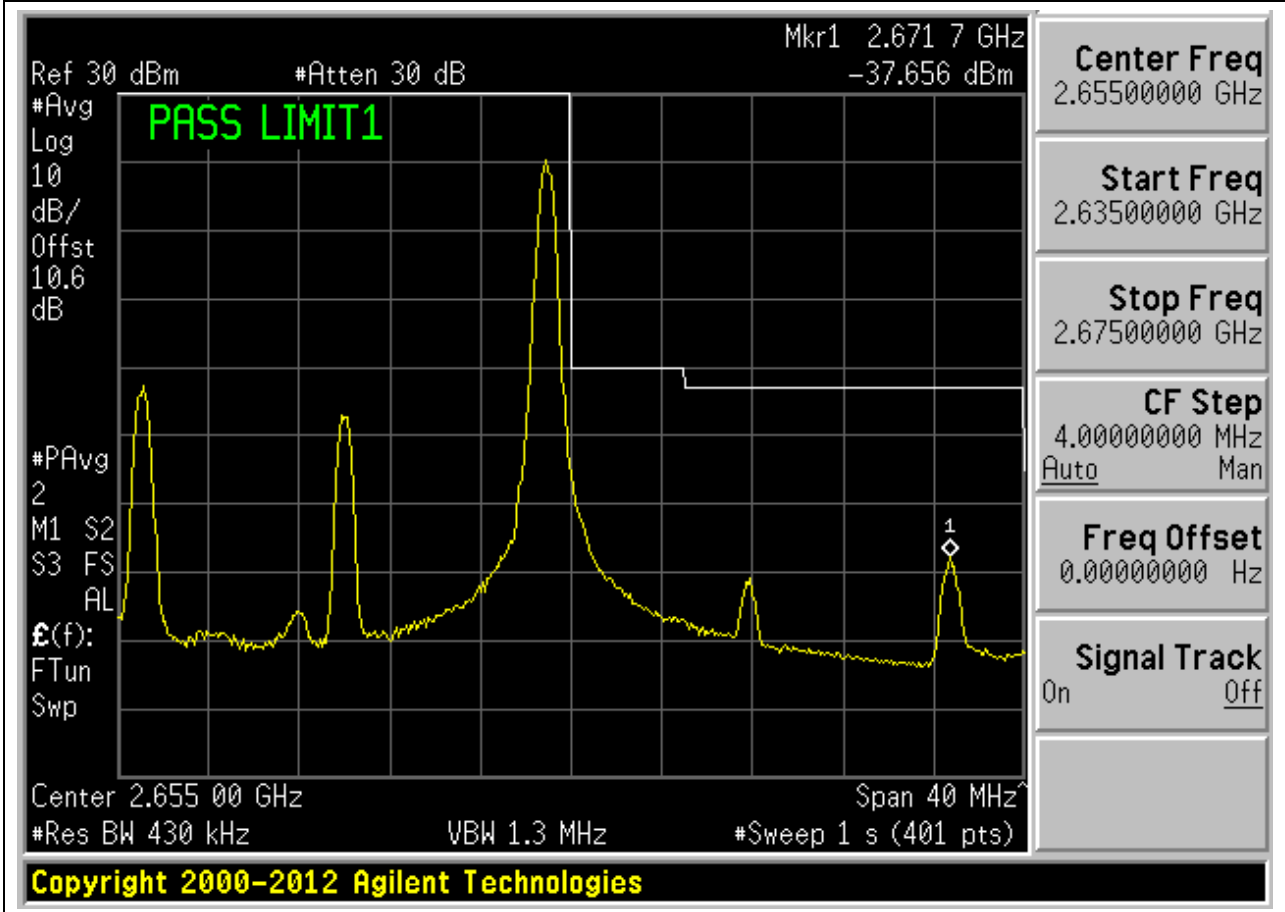
19.28. LTE Band Edge(NTNV)(Subtest:28, Channel:40340, Bandwidth:20, Modulation:Q16, RB Number: 100, RB Position:LOW)

| Center Frequency (MHz) | Span (MHz) | RBW (MHz) | Detector | Frequency (MHz) | Power (dBm) | Verdict | Sweep Point |
|------------------------|------------|-----------|----------|-----------------|-------------|---------|-------------|
| 2555 | 40 | 0.43 | RMS | 2554.9 | -24.64 | Pass | 401 |



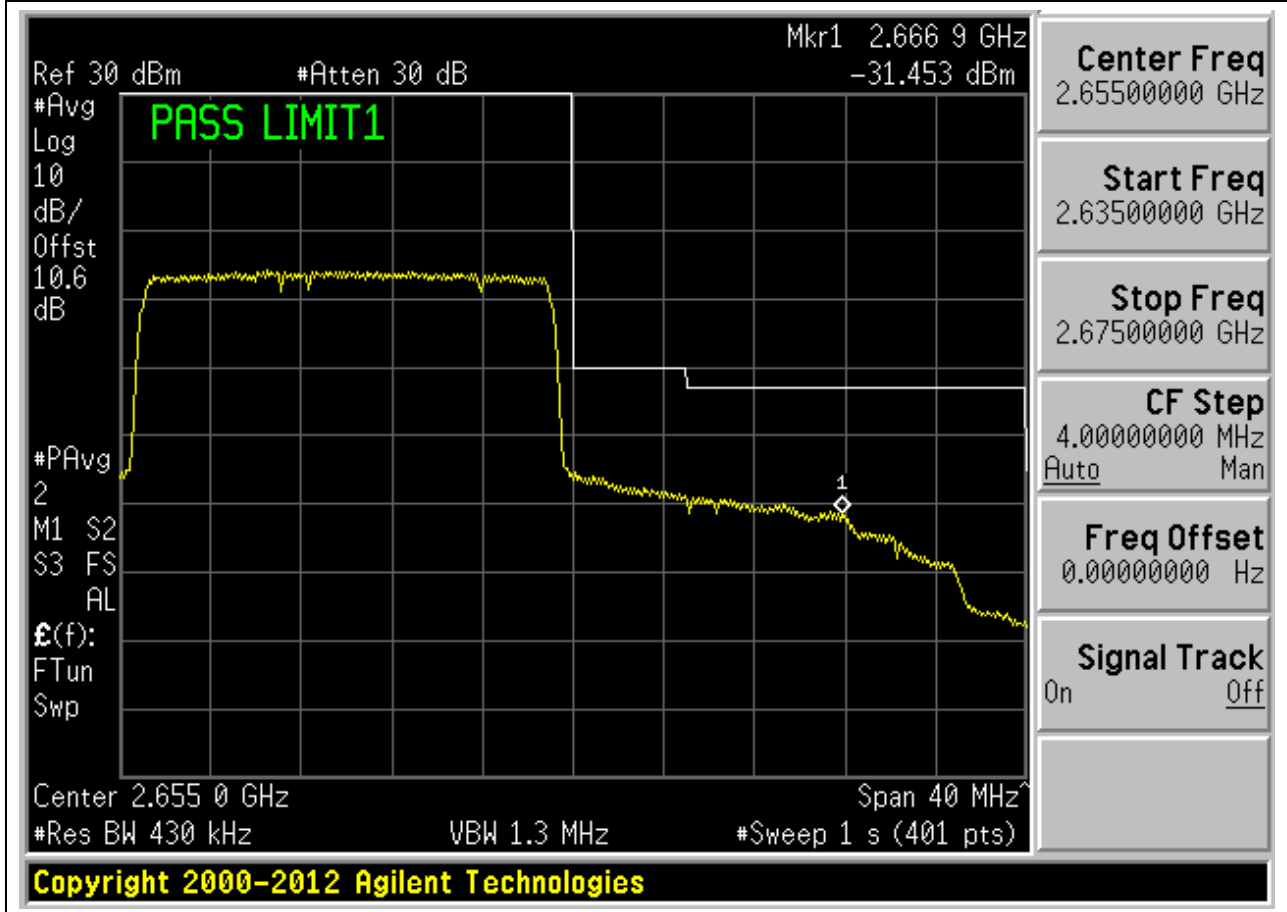
19.29. LTE Band Edge(NTNV)(Subtest:29, Channel:41140, Bandwidth:20, Modulation:QPSK, RB Number: 1, RB Position:HIGH)

| Center Frequency (MHz) | Span (MHz) | RBW (MHz) | Detector | Frequency (MHz) | Power (dBm) | Verdict | Sweep Point |
|------------------------|------------|-----------|----------|-----------------|-------------|---------|-------------|
| 2655 | 40 | 0.43 | RMS | 2671.7 | -37.66 | Pass | 401 |



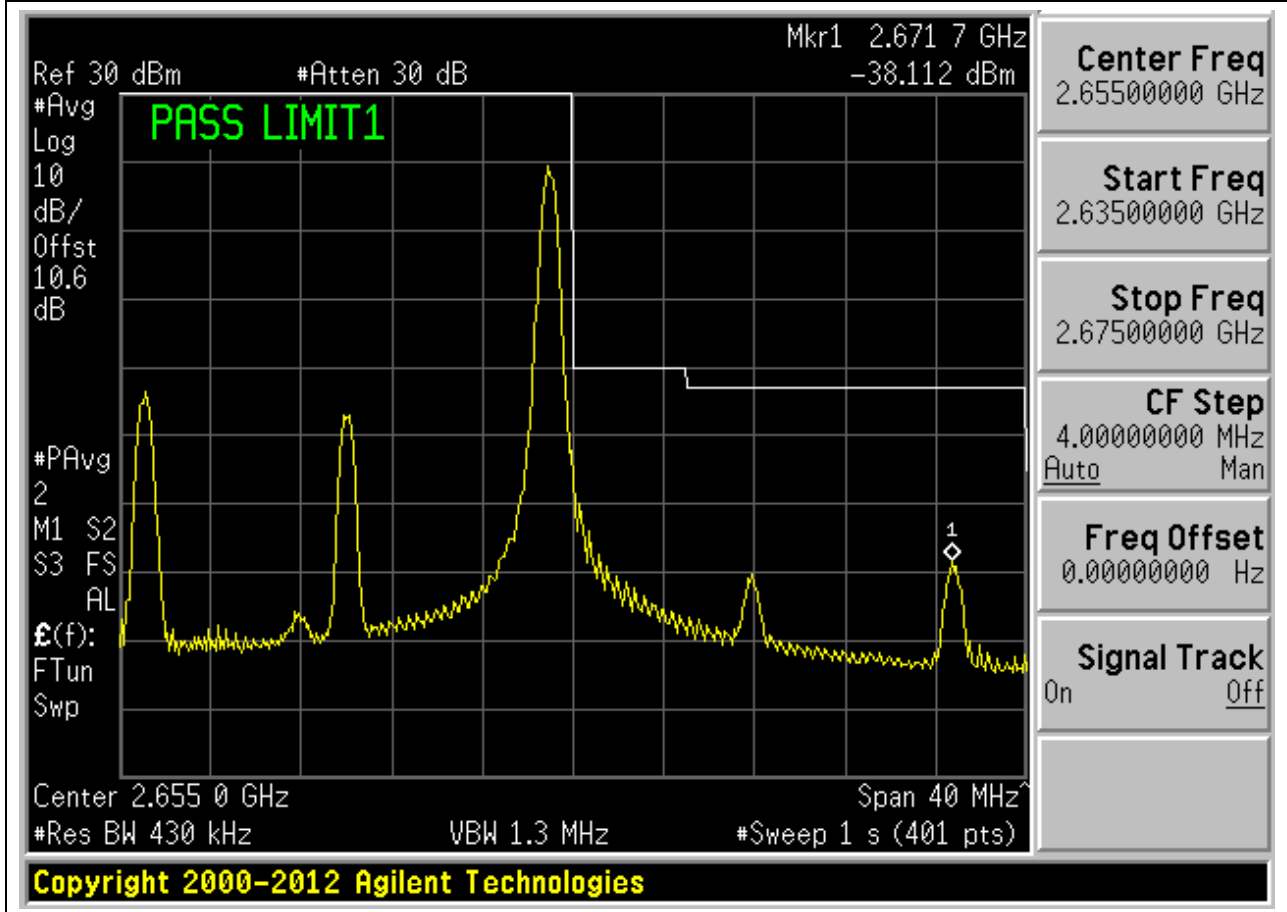
19.30. LTE Band Edge(NTNV)(Subtest:30, Channel:41140, Bandwidth:20, Modulation:QPSK, RB Number: 100, RB Position:HIGH)

| Center Frequency (MHz) | Span (MHz) | RBW (MHz) | Detector | Frequency (MHz) | Power (dBm) | Verdict | Sweep Point |
|------------------------|------------|-----------|----------|-----------------|-------------|---------|-------------|
| 2655 | 40 | 0.43 | RMS | 2666.9 | -31.45 | Pass | 401 |



19.31. LTE Band Edge(NTNV)(Subtest:31, Channel:41140, Bandwidth:20, Modulation:Q16, RB Number: 1, RB Position:HIGH)

| Center Frequency (MHz) | Span (MHz) | RBW (MHz) | Detector | Frequency (MHz) | Power (dBm) | Verdict | Sweep Point |
|------------------------|------------|-----------|----------|-----------------|-------------|---------|-------------|
| 2655 | 40 | 0.43 | RMS | 2671.7 | -38.11 | Pass | 401 |



19.32. LTE Band Edge(NTNV)(Subtest:32, Channel:41140, Bandwidth:20, Modulation:Q16, RB Number: 100, RB Position:HIGH)

| Center Frequency (MHz) | Span (MHz) | RBW (MHz) | Detector | Frequency (MHz) | Power (dBm) | Verdict | Sweep Point |
|------------------------|------------|-----------|----------|-----------------|-------------|---------|-------------|
| 2655 | 40 | 0.43 | RMS | 2666.8 | -31.58 | Pass | 401 |

