


## Antenna describe

### 1. Antenna describe:

Antenna plate	Chip antenna
Make name/model name	X22
Antenna gain	0dBi
Frequency range	2.4GHZ-2.483GHZ

### 2. External view drawing:

Picture of antenna

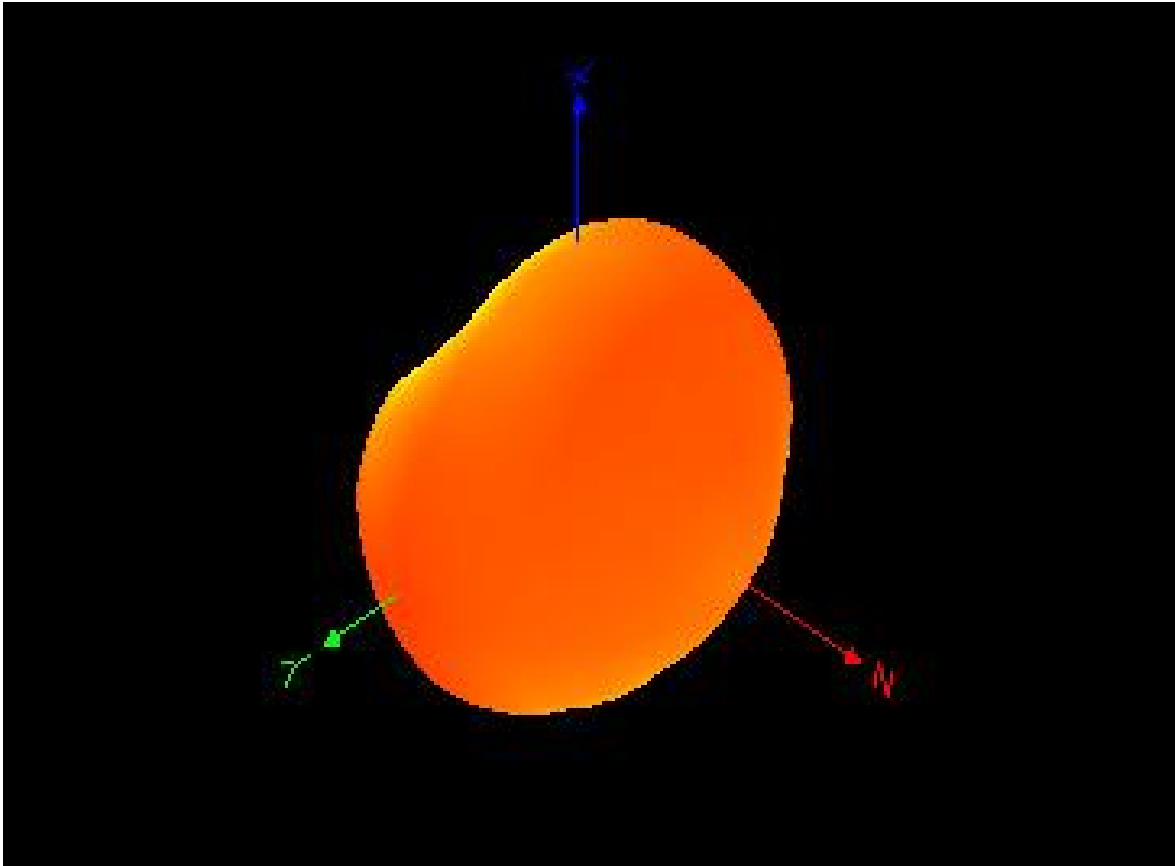


### 3. Antenna Radiation Pattern

Radiation pattern@2.402GHZ

Total Average Gain:2.80dbi

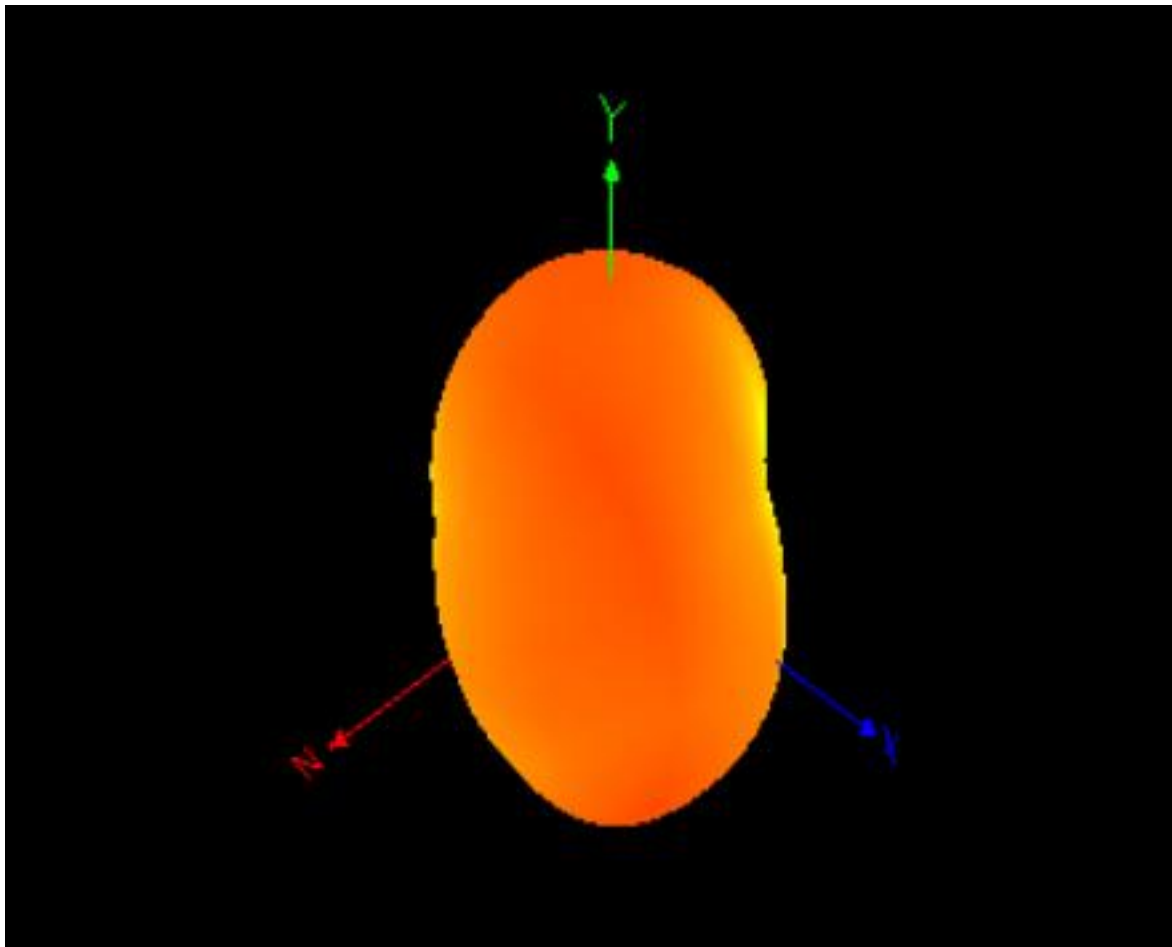
Phi	0	45	90	135	180	235	270	315
Gain	0	3.04	3.12	3.41	3.29	3.17	3.38	3.01



Radiation pattern@2.441GHZ

Total Average Gain:2.82dbi

Phi	0	45	90	135	180	235	270	315
Gain	0	3.01	3.16	3.40	3.38	3.20	3.41	3.02



# Radiation pattern@2.480GHZ

Total Average Gain:2.81dbi

Phi	0	45	90	135	180	235	270	315
Gain	0	3.05	3.12	3.38	3.29	3.22	3.38	3.06

