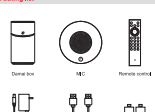

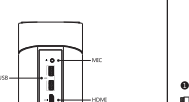

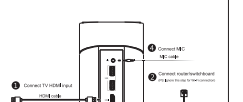

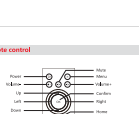

Damai

Product specification

Product name	[illegible]
Model number	[illegible]
CPU	Quad core Cortex A55
OS	Android [illegible]
RAM	2GB
ROM	8GB
PSU	12V/1A
Work Environment	Work temperature: 0℃~40℃ Humidity: ≤90% Storage temperature: -20℃~60℃ Humidity: ≤90%

Friendly reminder:

- [illegible]
- [illegible]
- [illegible]
- [illegible]
- [illegible]
- [illegible]
- [illegible]

Packing list

[illegible]

MIC

Remote control

Power adapter

HDMI cable

Battery

Connecting Interface

MIC
USB
HDMI
LAN
Power

Installation instructions

① Connect TV HDMI input
HDMI cable
② Connect power
Power cable
④ Connect MIC
MIC cable
③ Connect router/switchboard
[illegible]
Network cable

Device connection

- [illegible]
- [illegible]
- [illegible]
- [illegible]
- [illegible]

Network configuration

[illegible]

Wired connection configuration

[illegible]

PPPoE configuration

[illegible]

Wireless network configuration

[illegible]

Camera Operation

1. Push the top to expose or hide the camera.
2. Turn the ring to adjust vertical angle of the camera.

Remote control

Power
Mute
Menu
Up
Confirm
Left
Right
Down
Home
Return
Number keys
Hang up

FCC Caution

[illegible]

[illegible]

[illegible]

Radiation Exposure Statement

[illegible]

Service Hotline: [illegible]