

PetTec

Plush Pet Toy Donald Trout



HERE WE GO...



Thank you for choosing our toy. With the PetTec Plush Pet Toy your pet will always be busy.

Important safety instructions

READ ALL INSTRUCTIONS AND WARNINGS IN THIS OPERATING MANUAL BEFORE USING THE PLUSH PET TOY.

1. Please do not immerse the Plus Toy in water and do not soak the Plush Toy when the electronics are inside the Plush Toy.
2. Do not immerse the device in other liquids either. The mechanism that makes the fish move is not waterproof. If the fish is dropped in the water, the electronics will get damaged.
3. Remove the electronics from the Plush Toy before cleaning it.
4. Do not put the Plush Toy in the microwave or in an oven. Do not expose the Plush Toy to high temperatures.
5. Do not expose to hot sources such as fire or prolonged direct sunlight.
6. The Plush Toy is designed as a toy for cats! The Plush Toy is not intended for any other use.
7. Stop using the product if the battery begins to smell or smoke.
8. If you experience any malfunction, contact our customer service directly.
9. The toy is designed for indoor use only, leaving it outside may cause it to dampen and damage the mechanism.



SPECIFICATIONS

Name	Plush Pet Toy
Model	Trout
Dimension	300 x 110 x 60 mm
Weight	110g
Battery	Litium-Ion / 500mAh / 5V
Content	Fish Toy, Micro-USB cable, 2x Catnip, Manual

CHARGING

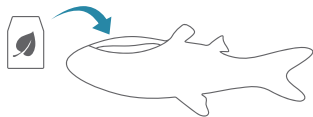
- The toy is fully charged in one hour
- One charge provides 150 dancing cycles
- ● Charging ● Fully Charged



CATNIP

- Only use catnip that is sealed into a porous bag e.g. teabag (2 bags included)
- Insert catnip bag into the pouch provided and close with the velcro.

 **IMPORTANT:** Do not use loose catnip as this can damage the mechanism.




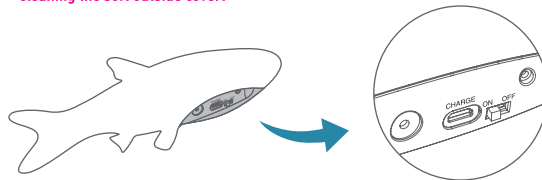
8



HOW TO PLAY / USE

- Open the fish on the belly by pulling apart the Velcro.
- Fully charge the dancing fish with the supplied Micro-USB charging cable until the LED turns green.
- Insert the catnip into the pouch on the side, move the switch to the ON position and close the fish.
- The motion sensor will activate when moved, cycling through 3 types of realistic movements sequentially.
- No need to turn off the Toy unless you don't want it to move on touch. The Toy goes into sleep mode once it isn't being touched.

 **IMPORTANT:** Be sure to turn off and remove the mechanism from the fish before cleaning the soft outside cover.



FURTHER SAFETY INSTRUCTIONS

 **The device is designed for pets. Not recommended for children without adult supervision.**



9



CUSTOMER SERVICE

Declaration of conformity

Stage10 GmbH confirms that the product described in these instructions (Plush Pet Toy) conforms to guideline 2014/53/EU. The complete text of the EU declaration of conformity is available at the following URL:



support.pettec.de/hc/de/categories/360003070060-PetTec-Plush-Toys



Declaration of conformity (see chapter „Declaration of conformity“): Products designated with this symbol fulfill all applicable community provisions of the European Economic Area.

MANUFACTURER INFORMATION AND SERVICE

If you have questions about the PetTec Plush Pet Toy or experience problems using it, first contact us via email at the following address: info@PetTec.de

PetTec® is a brand of
Stage10 GmbH
Torstraße 49
10119 Berlin
www.PetTec.com

You can find further information about our products, troubleshooting, and helpful tips at:
support.PetTec.de

DISPOSAL



Disposing of packaging

Please sort the packaging before disposal:

- Cardboard and paperboard with paper recycling
- Plastic wrap with recyclables



Disposal of devices

Applicable in the European Union and other European countries with systems for the separate collection of recyclables.



Do not dispose of used devices with household trash!

If your Plush Pet Toy is no longer usable, each user is obligated by law to dispose of used devices separately from household trash, e.g. at a collection site in your municipality. This ensures that used devices are recycled properly and that negative environmental effects are avoided. Therefore, electronic devices are marked with the symbol shown here.



FCC STATEMENT:

This device complies with Part 15 of the FCC Rules. Operation is subject to the following two conditions:
This device may not cause harmful interference, and

This device must accept any interference received, including interference that may cause undesired operation.
Warning: Changes or modifications not expressly approved by the party responsible for compliance could void the user's authority to operate the equipment.

This equipment has been tested and found to comply with the limits for a Class B digital device, pursuant to part 15 of the FCC Rules. These limits are designed to provide reasonable protection against harmful interference in a residential installation. This equipment generates, uses and can radiate radio frequency energy and, if not installed and used in accordance with the instructions, may cause harmful interference to radio communications. However, there is no guarantee that interference will not occur in a particular installation. If this equipment does cause harmful interference to radio or television reception, which can be determined by turning the equipment off and on, the user is encouraged to try to correct the interference by one or more of the following measures:

- Reorient or relocate the receiving antenna.
- Increase the separation between the equipment and receiver.
- Connect the equipment into an outlet on a circuit different from that to which the receiver is connected.
- Consult the dealer or an experienced radio/TV technician for help.

RF warning statement:

The device has been evaluated to meet general RF exposure requirement. The device can be used in portable exposure condition without restriction.